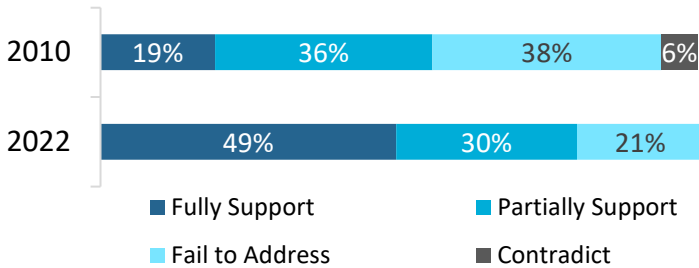


Child care is an important setting for learning healthy habits early in life. Early care & education (ECE) licensing regulations can encourage practices that support healthy eating and physical activity. Leading health organizations support 47 science-based, high-impact obesity prevention standards from [Caring for Our Children](#). This scorecard measures state support of those standards in four areas: healthy infant feeding, nutrition, physical activity, and screen time limits. CDC calculates scores with publicly available data from the National Resource Center for Health and Safety in Child Care & Early Education.



Results You Can Use †

What % of 47 high-impact obesity prevention standards are supported in Alabama's licensing regulations for child care centers over time?

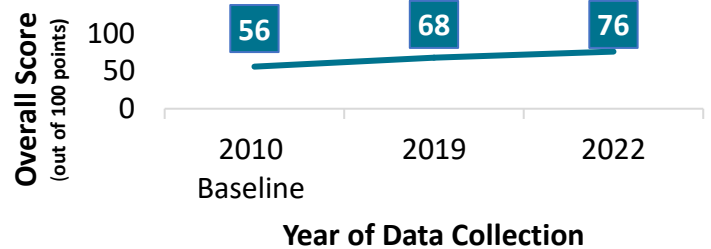


† Total % may not equal 100 due to rounding

* To learn more about the methodology for your state's overall score and subdomains (each scored out of a possible 100 points), you can visit: <https://www.cdc.gov/obesity/strategies/early-care-education/state-licensing-scorecards.html>

65 National Average Score*

76 Alabama's Overall Score*



2022 ECE Licensing Subdomain Scores

	ALABAMA	NATIONAL AVERAGE
Healthy Infant Feeding		
Breastfeeding Support (1 Standard)	70	72
Infant Feeding Practices (10 Standards)	87	72
Nutrition		
Nutrition Standards (15 Standards)	77	69
Healthy Mealtime Practices (6 Standards)	72	61
Physical Activity (11 Standards)	69	59
Screen Time Limits (4 Standards)	75	53

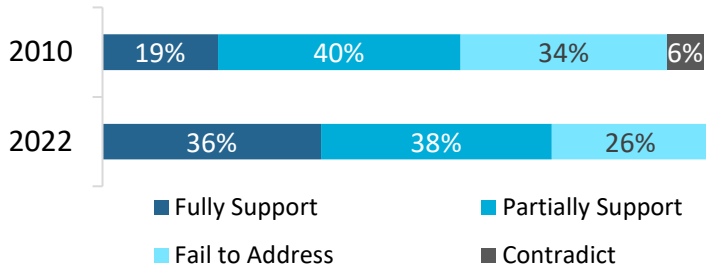
To learn more about Alabama's center-based licensing regulations related to infant feeding, nutrition, physical activity, and screen time, view [the 2022 Achieving a State of a Healthy Weight Report](#).

Child care is an important setting for learning healthy habits early in life. Early care & education (ECE) licensing regulations can encourage practices that support healthy eating and physical activity. Leading health organizations support 47 science-based, high-impact obesity prevention standards from [Caring for Our Children](#). This scorecard measures state support of those standards in four areas: healthy infant feeding, nutrition, physical activity, and screen time limits. CDC calculates scores with publicly available data from the National Resource Center for Health and Safety in Child Care & Early Education.



Results You Can Use †

What % of 47 high-impact obesity prevention standards are supported in Alaska's licensing regulations for child care centers over time?

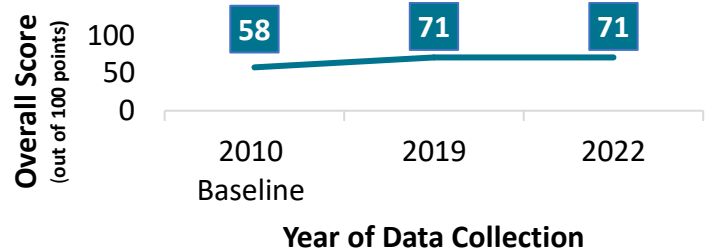


† Total % may not equal 100 due to rounding

* To learn more about the methodology for your state's overall score and subdomains (each scored out of a possible 100 points), you can visit: <https://www.cdc.gov/obesity/strategies/early-care-education/state-licensing-scorecards.html>

65 National Average Score*

71 Alaska's Overall Score*



2022 ECE Licensing Subdomain Scores

	ALASKA	NATIONAL AVERAGE
Healthy Infant Feeding		
Breastfeeding Support (1 Standard)	70	72
Infant Feeding Practices (10 Standards)	84	72
Nutrition		
Nutrition Standards (15 Standards)	77	69
Healthy Mealtime Practices (6 Standards)	55	61
Physical Activity (11 Standards)	66	59
Screen Time Limits (4 Standards)	50	53

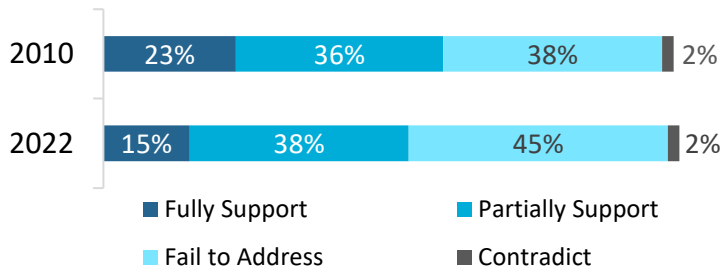
To learn more about Alaska's center-based licensing regulations related to infant feeding, nutrition, physical activity, and screen time, view [the 2022 Achieving a State of a Healthy Weight Report](#).

Child care is an important setting for learning healthy habits early in life. Early care & education (ECE) licensing regulations can encourage practices that support healthy eating and physical activity. Leading health organizations support 47 science-based, high-impact obesity prevention standards from [Caring for Our Children](#). This scorecard measures state support of those standards in four areas: healthy infant feeding, nutrition, physical activity, and screen time limits. CDC calculates scores with publicly available data from the National Resource Center for Health and Safety in Child Care & Early Education.



Results You Can Use †

What % of 47 high-impact obesity prevention standards are supported in **Arizona's** licensing regulations for child care centers over time?

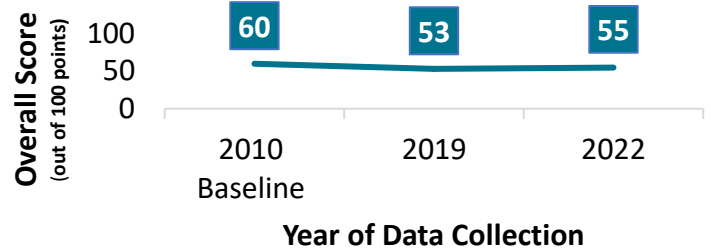


† Total % may not equal 100 due to rounding

* To learn more about the methodology for your state's overall score and subdomains (each scored out of a possible 100 points), you can visit: <https://www.cdc.gov/obesity/strategies/early-care-education/state-licensing-scorecards.html>

65 National Average Score*

55 Arizona's Overall Score*



2022 ECE Licensing Subdomain Scores

	ARIZONA	NATIONAL AVERAGE
Healthy Infant Feeding		
Breastfeeding Support (1 Standard)	70	72
Infant Feeding Practices (10 Standards)	46	72
Nutrition		
Nutrition Standards (15 Standards)	62	69
Healthy Mealtime Practices (6 Standards)	50	61
Physical Activity (11 Standards)	61	59
Screen Time Limits (4 Standards)	40	53

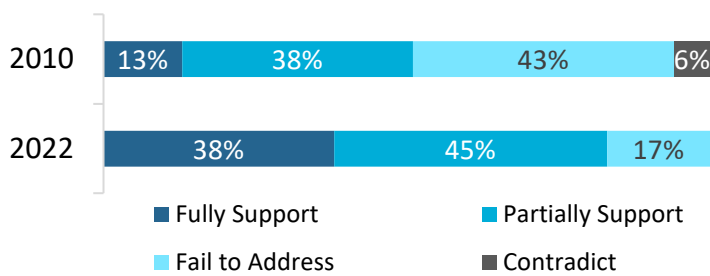
To learn more about **Arizona's** center-based licensing regulations related to infant feeding, nutrition, physical activity, and screen time, view [the 2022 Achieving a State of a Healthy Weight Report](#).

Child care is an important setting for learning healthy habits early in life. Early care & education (ECE) licensing regulations can encourage practices that support healthy eating and physical activity. Leading health organizations support 47 science-based, high-impact obesity prevention standards from [Caring for Our Children](#). This scorecard measures state support of those standards in four areas: healthy infant feeding, nutrition, physical activity, and screen time limits. CDC calculates scores with publicly available data from the National Resource Center for Health and Safety in Child Care & Early Education.



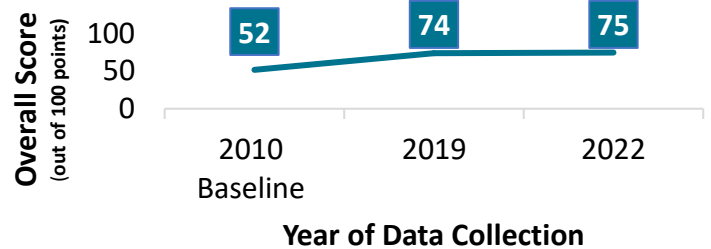
Results You Can Use

What % of 47 high-impact obesity prevention standards are supported in **Arkansas'** licensing regulations for child care centers over time?



65 National Average Score*

75 Arkansas' Overall Score*



* To learn more about the methodology for your state's overall score and subdomains (each scored out of a possible 100 points), you can visit: <https://www.cdc.gov/obesity/strategies/early-care-education/state-licensing-scorecards.html>

2022 ECE Licensing Subdomain Scores

	ARKANSAS	NATIONAL AVERAGE
Healthy Infant Feeding		
Breastfeeding Support (1 Standard)	70	72
Infant Feeding Practices (10 Standards)	84	72
Nutrition		
Nutrition Standards (15 Standards)	77	69
Healthy Mealtime Practices (6 Standards)	73	61
Physical Activity (11 Standards)	67	59
Screen Time Limits (4 Standards)	68	53

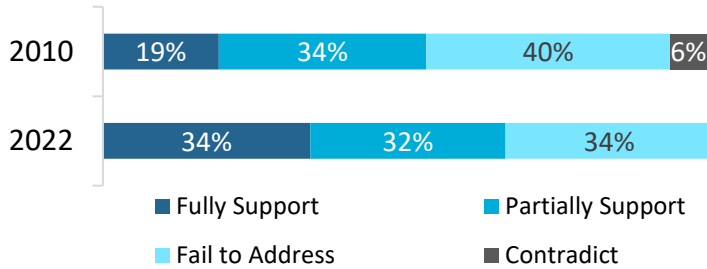
To learn more about **Arkansas'** center-based licensing regulations related to infant feeding, nutrition, physical activity, and screen time, view [the 2022 Achieving a State of a Healthy Weight Report](#).

Child care is an important setting for learning healthy habits early in life. Early care & education (ECE) licensing regulations can encourage practices that support healthy eating and physical activity. Leading health organizations support 47 science-based, high-impact obesity prevention standards from [Caring for Our Children](#). This scorecard measures state support of those standards in four areas: healthy infant feeding, nutrition, physical activity, and screen time limits. CDC calculates scores with publicly available data from the National Resource Center for Health and Safety in Child Care & Early Education.



Results You Can Use †

What % of 47 high-impact obesity prevention standards are supported in California's licensing regulations for child care centers over time?

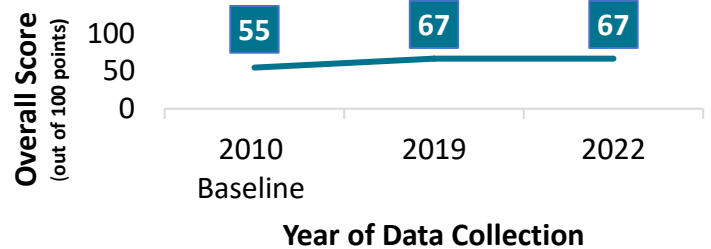


† Total % may not equal 100 due to rounding

* To learn more about the methodology for your state's overall score and subdomains (each scored out of a possible 100 points), you can visit: <https://www.cdc.gov/obesity/strategies/early-care-education/state-licensing-scorecards.html>

65 National Average Score*

67 California's Overall Score*



2022 ECE Licensing Subdomain Scores

	CALIFORNIA	NATIONAL AVERAGE
Healthy Infant Feeding		
Breastfeeding Support (1 Standard)	100	72
Infant Feeding Practices (10 Standards)	84	72
Nutrition		
Nutrition Standards (15 Standards)	79	69
Healthy Mealtime Practices (6 Standards)	55	61
Physical Activity (11 Standards)	51	59
Screen Time Limits (4 Standards)	30	53

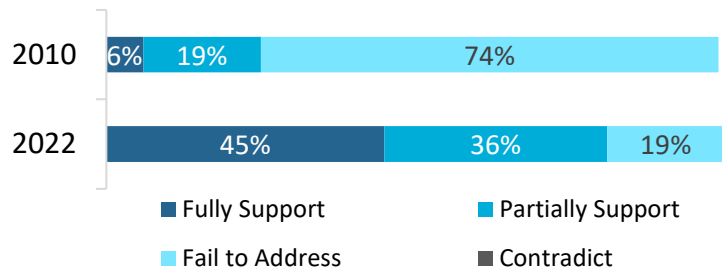
To learn more about California's center-based licensing regulations related to infant feeding, nutrition, physical activity, and screen time, view [the 2022 Achieving a State of a Healthy Weight Report](#).

Child care is an important setting for learning healthy habits early in life. Early care & education (ECE) licensing regulations can encourage practices that support healthy eating and physical activity. Leading health organizations support 47 science-based, high-impact obesity prevention standards from [Caring for Our Children](#). This scorecard measures state support of those standards in four areas: healthy infant feeding, nutrition, physical activity, and screen time limits. CDC calculates scores with publicly available data from the National Resource Center for Health and Safety in Child Care & Early Education.



Results You Can Use †

What % of 47 high-impact obesity prevention standards are supported in Colorado's licensing regulations for child care centers over time?

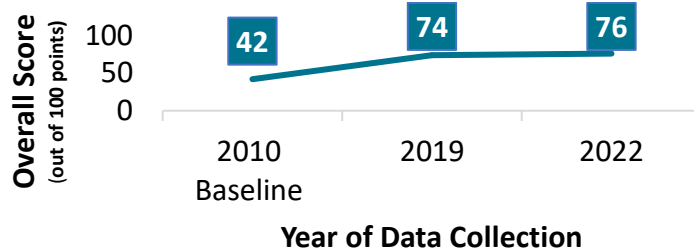


† Total % may not equal 100 due to rounding

* To learn more about the methodology for your state's overall score and subdomains (each scored out of a possible 100 points), you can visit: <https://www.cdc.gov/obesity/strategies/early-care-education/state-licensing-scorecards.html>

65 National Average Score*

76 Colorado's Overall Score*



2022 ECE Licensing Subdomain Scores

	COLORADO	NATIONAL AVERAGE
Healthy Infant Feeding		
Breastfeeding Support (1 Standard)	70	72
Infant Feeding Practices (10 Standards)	88	72
Nutrition		
Nutrition Standards (15 Standards)	77	69
Healthy Mealtime Practices (6 Standards)	67	61
Physical Activity (11 Standards)	69	59
Screen Time Limits (4 Standards)	75	53

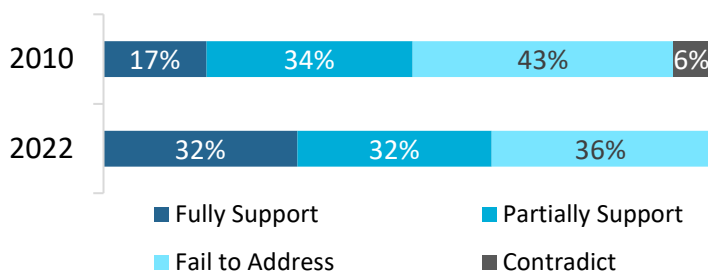
To learn more about Colorado's center-based licensing regulations related to infant feeding, nutrition, physical activity, and screen time, view [the 2022 Achieving a State of a Healthy Weight Report](#).

Child care is an important setting for learning healthy habits early in life. Early care & education (ECE) licensing regulations can encourage practices that support healthy eating and physical activity. Leading health organizations support 47 science-based, high-impact obesity prevention standards from [Caring for Our Children](#). This scorecard measures state support of those standards in four areas: healthy infant feeding, nutrition, physical activity, and screen time limits. CDC calculates scores with publicly available data from the National Resource Center for Health and Safety in Child Care & Early Education.



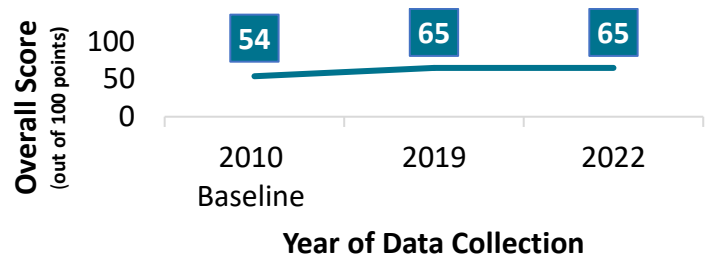
Results You Can Use

What % of 47 high-impact obesity prevention standards are supported in **Connecticut's** licensing regulations for child care centers over time?



65 National Average Score*

65 Connecticut's Overall Score*



* To learn more about the methodology for your state's overall score and subdomains (each scored out of a possible 100 points), you can visit: <https://www.cdc.gov/obesity/strategies/early-care-education/state-licensing-scorecards.html>

2022 ECE Licensing Subdomain Scores

	CONNECTICUT	NATIONAL AVERAGE
Healthy Infant Feeding		
Breastfeeding Support (1 Standard)	70	72
Infant Feeding Practices (10 Standards)	87	72
Nutrition		
Nutrition Standards (15 Standards)	77	69
Healthy Mealtime Practices (6 Standards)	48	61
Physical Activity (11 Standards)	51	59
Screen Time Limits (4 Standards)	30	53

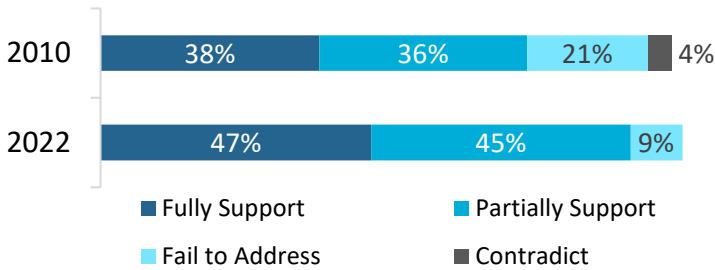
To learn more about **Connecticut's** center-based licensing regulations related to infant feeding, nutrition, physical activity, and screen time, view [the 2022 Achieving a State of a Healthy Weight Report](#).

Child care is an important setting for learning healthy habits early in life. Early care & education (ECE) licensing regulations can encourage practices that support healthy eating and physical activity. Leading health organizations support 47 science-based, high-impact obesity prevention standards from [Caring for Our Children](#). This scorecard measures state support of those standards in four areas: healthy infant feeding, nutrition, physical activity, and screen time limits. CDC calculates scores with publicly available data from the National Resource Center for Health and Safety in Child Care & Early Education.



Results You Can Use †

What % of 47 high-impact obesity prevention standards are supported in Delaware's licensing regulations for child care centers over time?

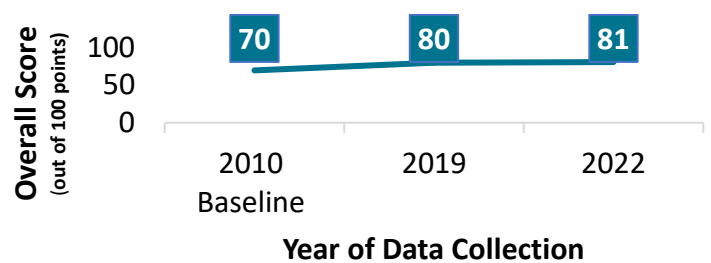


† Total % may not equal 100 due to rounding

* To learn more about the methodology for your state's overall score and subdomains (each scored out of a possible 100 points), you can visit: <https://www.cdc.gov/obesity/strategies/early-care-education/state-licensing-scorecards.html>

65 National Average Score*

81 Delaware's Overall Score*



2022 ECE Licensing Subdomain Scores

	DELAWARE	NATIONAL AVERAGE
Healthy Infant Feeding		
Breastfeeding Support (1 Standard)	100	72
Infant Feeding Practices (10 Standards)	91	72
Nutrition		
Nutrition Standards (15 Standards)	77	69
Healthy Mealtime Practices (6 Standards)	80	61
Physical Activity (11 Standards)	77	59
Screen Time Limits (4 Standards)	75	53

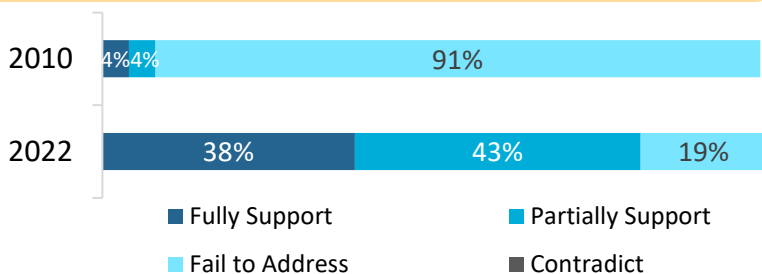
To learn more about Delaware's center-based licensing regulations related to infant feeding, nutrition, physical activity, and screen time, view [the 2022 Achieving a State of a Healthy Weight Report](#).

Child care is an important setting for learning healthy habits early in life. Early care & education (ECE) licensing regulations can encourage practices that support healthy eating and physical activity. Leading health organizations support 47 science-based, high-impact obesity prevention standards from [Caring for Our Children](#). This scorecard measures state support of those standards in four areas: healthy infant feeding, nutrition, physical activity, and screen time limits. CDC calculates scores with publicly available data from the National Resource Center for Health and Safety in Child Care & Early Education.



Results You Can Use †

What % of 47 high-impact obesity prevention standards are supported in **District of Columbia's** licensing regulations for child care centers over time?

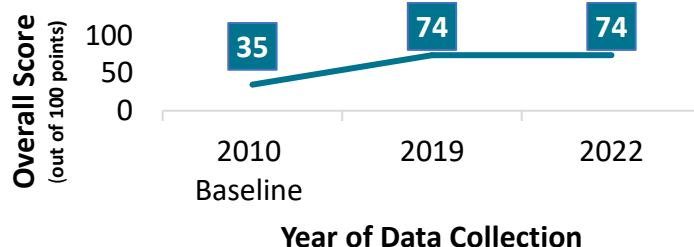


† Total % may not equal 100 due to rounding

* To learn more about the methodology for your state's overall score and subdomains (each scored out of a possible 100 points), you can visit: <https://www.cdc.gov/obesity/strategies/early-care-education/state-licensing-scorecards.html>

65 National Average Score*

74 District of Columbia's Overall Score*



2022 ECE Licensing Subdomain Scores

	DISTRICT OF COLUMBIA	NATIONAL AVERAGE
Healthy Infant Feeding		
Breastfeeding Support (1 Standard)	100	72
Infant Feeding Practices (10 Standards)	84	72
Nutrition		
Nutrition Standards (15 Standards)	77	69
Healthy Mealtime Practices (6 Standards)	62	61
Physical Activity (11 Standards)	67	59
Screen Time Limits (4 Standards)	68	53

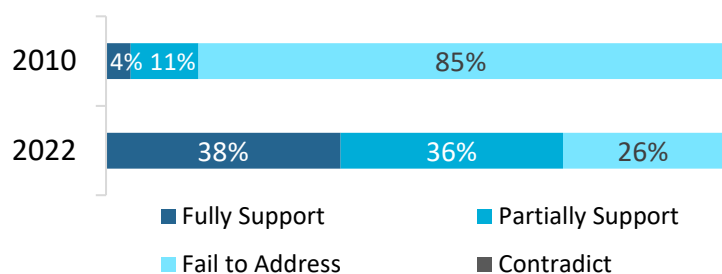
To learn more about **District of Columbia's** center-based licensing regulations related to infant feeding, nutrition, physical activity, and screen time, view [the 2022 Achieving a State of a Healthy Weight Report](#).

Child care is an important setting for learning healthy habits early in life. Early care & education (ECE) licensing regulations can encourage practices that support healthy eating and physical activity. Leading health organizations support 47 science-based, high-impact obesity prevention standards from [Caring for Our Children](#). This scorecard measures state support of those standards in four areas: healthy infant feeding, nutrition, physical activity, and screen time limits. CDC calculates scores with publicly available data from the National Resource Center for Health and Safety in Child Care & Early Education.



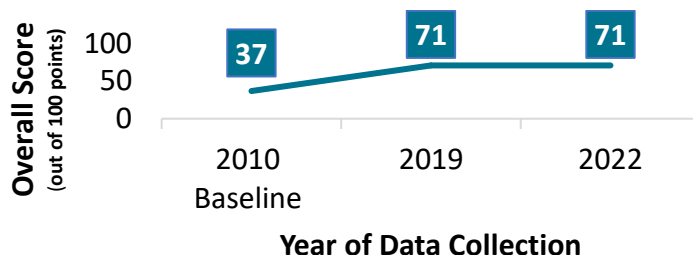
Results You Can Use

What % of 47 high-impact obesity prevention standards are supported in Florida's licensing regulations for child care centers over time?



65 National Average Score*

71 Florida's Overall Score*



* To learn more about the methodology for your state's overall score and subdomains (each scored out of a possible 100 points), you can visit: <https://www.cdc.gov/obesity/strategies/early-care-education/state-licensing-scorecards.html>

2022 ECE Licensing Subdomain Scores

	FLORIDA	NATIONAL AVERAGE
Healthy Infant Feeding		
Breastfeeding Support (1 Standard)	70	72
Infant Feeding Practices (10 Standards)	84	72
Nutrition		
Nutrition Standards (15 Standards)	77	69
Healthy Mealtime Practices (6 Standards)	62	61
Physical Activity (11 Standards)	56	59
Screen Time Limits (4 Standards)	75	53

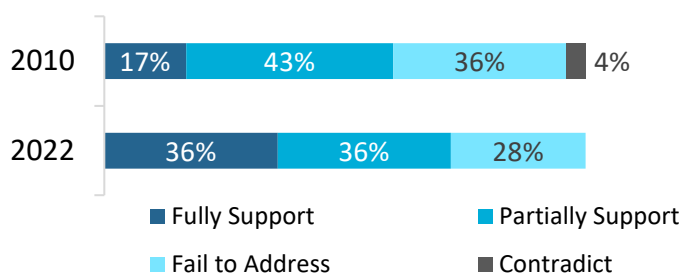
To learn more about Florida's center-based licensing regulations related to infant feeding, nutrition, physical activity, and screen time, view [the 2022 Achieving a State of a Healthy Weight Report](#).

Child care is an important setting for learning healthy habits early in life. Early care & education (ECE) licensing regulations can encourage practices that support healthy eating and physical activity. Leading health organizations support 47 science-based, high-impact obesity prevention standards from [Caring for Our Children](#). This scorecard measures state support of those standards in four areas: healthy infant feeding, nutrition, physical activity, and screen time limits. CDC calculates scores with publicly available data from the National Resource Center for Health and Safety in Child Care & Early Education.



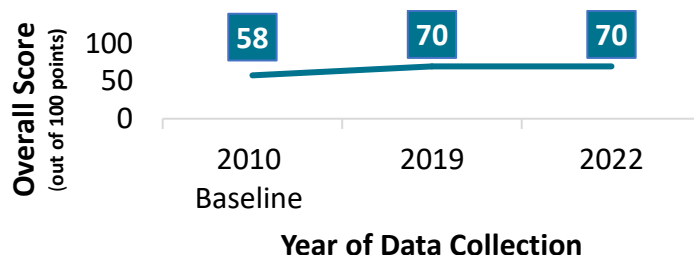
Results You Can Use

What % of 47 high-impact obesity prevention standards are supported in Georgia's licensing regulations for child care centers over time?



65 National Average Score*

70 Georgia's Overall Score*



* To learn more about the methodology for your state's overall score and subdomains (each scored out of a possible 100 points), you can visit: <https://www.cdc.gov/obesity/strategies/early-care-education/state-licensing-scorecards.html>

2022 ECE Licensing Subdomain Scores

	GEORGIA	NATIONAL AVERAGE
Healthy Infant Feeding		
Breastfeeding Support (1 Standard)	70	72
Infant Feeding Practices (10 Standards)	87	72
Nutrition		
Nutrition Standards (15 Standards)	77	69
Healthy Mealtime Practices (6 Standards)	67	61
Physical Activity (11 Standards)	57	59
Screen Time Limits (4 Standards)	40	53

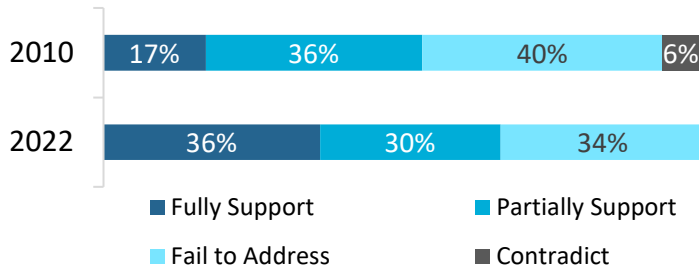
To learn more about Georgia's center-based licensing regulations related to infant feeding, nutrition, physical activity, and screen time, view [the 2022 Achieving a State of a Healthy Weight Report](#).

Child care is an important setting for learning healthy habits early in life. Early care & education (ECE) licensing regulations can encourage practices that support healthy eating and physical activity. Leading health organizations support 47 science-based, high-impact obesity prevention standards from [Caring for Our Children](#). This scorecard measures state support of those standards in four areas: healthy infant feeding, nutrition, physical activity, and screen time limits. CDC calculates scores with publicly available data from the National Resource Center for Health and Safety in Child Care & Early Education.



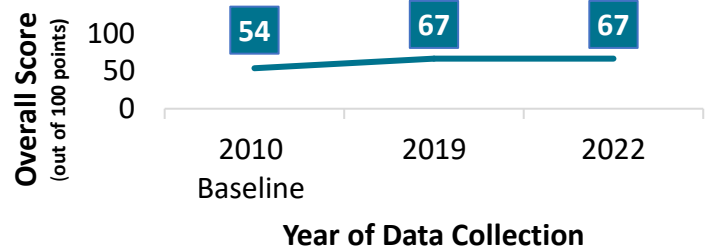
Results You Can Use †

What % of 47 high-impact obesity prevention standards are supported in **Hawaii's** licensing regulations for child care centers over time?



65 National Average Score*

67 Hawaii's Overall Score*



† Total % may not equal 100 due to rounding

* To learn more about the methodology for your state's overall score and subdomains (each scored out of a possible 100 points), you can visit: <https://www.cdc.gov/obesity/strategies/early-care-education/state-licensing-scorecards.html>

2022 ECE Licensing Subdomain Scores

	HAWAII	NATIONAL AVERAGE
Healthy Infant Feeding		
Breastfeeding Support (1 Standard)	70	72
Infant Feeding Practices (10 Standards)	90	72
Nutrition		
Nutrition Standards (15 Standards)	77	69
Healthy Mealtime Practices (6 Standards)	67	61
Physical Activity (11 Standards)	47	59
Screen Time Limits (4 Standards)	30	53

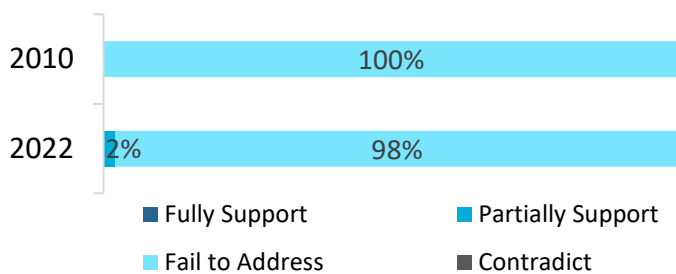
To learn more about **Hawaii's** center-based licensing regulations related to infant feeding, nutrition, physical activity, and screen time, view [the 2022 Achieving a State of a Healthy Weight Report](#).

Child care is an important setting for learning healthy habits early in life. Early care & education (ECE) licensing regulations can encourage practices that support healthy eating and physical activity. Leading health organizations support 47 science-based, high-impact obesity prevention standards from [Caring for Our Children](#). This scorecard measures state support of those standards in four areas: healthy infant feeding, nutrition, physical activity, and screen time limits. CDC calculates scores with publicly available data from the National Resource Center for Health and Safety in Child Care & Early Education.



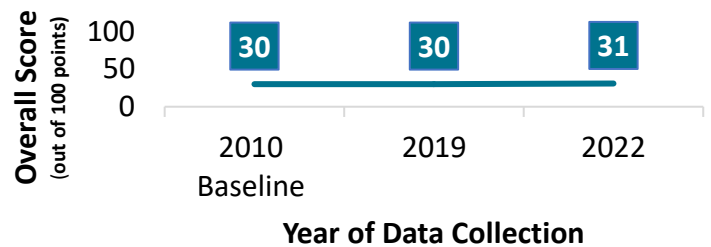
Results You Can Use

What % of 47 high-impact obesity prevention standards are supported in Idaho's licensing regulations for child care centers over time?



65 National Average Score*

31 Idaho's Overall Score*



* To learn more about the methodology for your state's overall score and subdomains (each scored out of a possible 100 points), you can visit: <https://www.cdc.gov/obesity/strategies/early-care-education/state-licensing-scorecards.html>

2022 ECE Licensing Subdomain Scores

	IDAHO	NATIONAL AVERAGE
Healthy Infant Feeding		
Breastfeeding Support (1 Standard)	30	72
Infant Feeding Practices (10 Standards)	30	72
Nutrition		
Nutrition Standards (15 Standards)	30	69
Healthy Mealtime Practices (6 Standards)	30	61
Physical Activity (11 Standards)	34	59
Screen Time Limits (4 Standards)	30	53

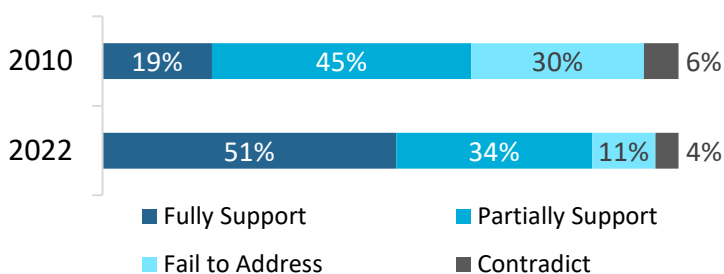
To learn more about Idaho's center-based licensing regulations related to infant feeding, nutrition, physical activity, and screen time, view [the 2022 Achieving a State of a Healthy Weight Report](#).

Child care is an important setting for learning healthy habits early in life. Early care & education (ECE) licensing regulations can encourage practices that support healthy eating and physical activity. Leading health organizations support 47 science-based, high-impact obesity prevention standards from [Caring for Our Children](#). This scorecard measures state support of those standards in four areas: healthy infant feeding, nutrition, physical activity, and screen time limits. CDC calculates scores with publicly available data from the National Resource Center for Health and Safety in Child Care & Early Education.



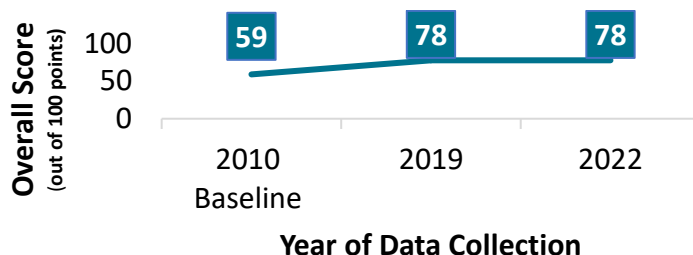
Results You Can Use

What % of 47 high-impact obesity prevention standards are supported in Illinois' licensing regulations for child care centers over time?



65 National Average Score*

78 Illinois' Overall Score*



* To learn more about the methodology for your state's overall score and subdomains (each scored out of a possible 100 points), you can visit: <https://www.cdc.gov/obesity/strategies/early-care-education/state-licensing-scorecards.html>

2022 ECE Licensing Subdomain Scores

	ILLINOIS	NATIONAL AVERAGE
Healthy Infant Feeding Breastfeeding Support (1 Standard)	70	72
	Infant Feeding Practices (10 Standards)	72
Nutrition Nutrition Standards (15 Standards)	92	69
	Healthy Mealtime Practices (6 Standards)	61
Physical Activity (11 Standards)	66	59
Screen Time Limits (4 Standards)	93	53

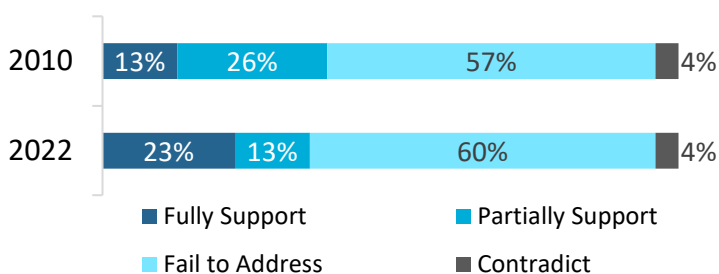
To learn more about Illinois' center-based licensing regulations related to infant feeding, nutrition, physical activity, and screen time, view [the 2022 Achieving a State of a Healthy Weight Report](#).

Child care is an important setting for learning healthy habits early in life. Early care & education (ECE) licensing regulations can encourage practices that support healthy eating and physical activity. Leading health organizations support 47 science-based, high-impact obesity prevention standards from [Caring for Our Children](#). This scorecard measures state support of those standards in four areas: healthy infant feeding, nutrition, physical activity, and screen time limits. CDC calculates scores with publicly available data from the National Resource Center for Health and Safety in Child Care & Early Education.



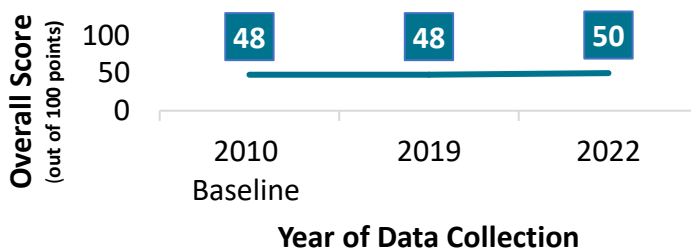
Results You Can Use

What % of 47 high-impact obesity prevention standards are supported in **Indiana's** licensing regulations for child care centers over time?



65 National Average Score*

50 Indiana's Overall Score*



* To learn more about the methodology for your state's overall score and subdomains (each scored out of a possible 100 points), you can visit: <https://www.cdc.gov/obesity/strategies/early-care-education/state-licensing-scorecards.html>

2022 ECE Licensing Subdomain Scores

	INDIANA	NATIONAL AVERAGE
Healthy Infant Feeding Breastfeeding Support (1 Standard)	70	72
	Infant Feeding Practices (10 Standards)	72
Nutrition Nutrition Standards (15 Standards)	43	69
	Healthy Mealtime Practices (6 Standards)	61
Physical Activity (11 Standards)	50	59
Screen Time Limits (4 Standards)	65	53

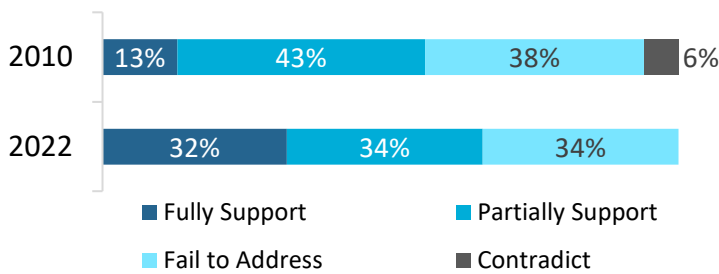
To learn more about **Indiana's** center-based licensing regulations related to infant feeding, nutrition, physical activity, and screen time, view [the 2022 Achieving a State of a Healthy Weight Report](#).

Child care is an important setting for learning healthy habits early in life. Early care & education (ECE) licensing regulations can encourage practices that support healthy eating and physical activity. Leading health organizations support 47 science-based, high-impact obesity prevention standards from [Caring for Our Children](#). This scorecard measures state support of those standards in four areas: healthy infant feeding, nutrition, physical activity, and screen time limits. CDC calculates scores with publicly available data from the National Resource Center for Health and Safety in Child Care & Early Education.



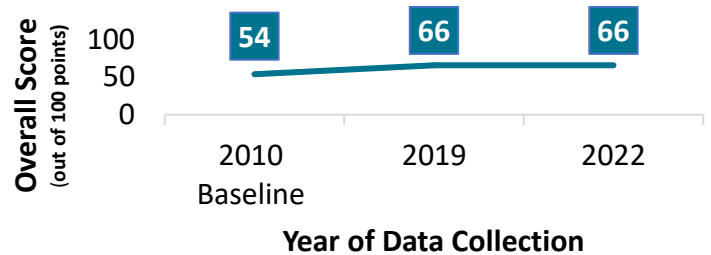
Results You Can Use

What % of 47 high-impact obesity prevention standards are supported in Iowa's licensing regulations for child care centers over time?



65 National Average Score*

66 Iowa's Overall Score*



* To learn more about the methodology for your state's overall score and subdomains (each scored out of a possible 100 points), you can visit: <https://www.cdc.gov/obesity/strategies/early-care-education/state-licensing-scorecards.html>

2022 ECE Licensing Subdomain Scores

	IOWA	NATIONAL AVERAGE
Healthy Infant Feeding		
Breastfeeding Support (1 Standard)	70	72
Infant Feeding Practices (10 Standards)	87	72
Nutrition		
Nutrition Standards (15 Standards)	77	69
Healthy Mealtime Practices (6 Standards)	55	61
Physical Activity (11 Standards)	51	59
Screen Time Limits (4 Standards)	30	53

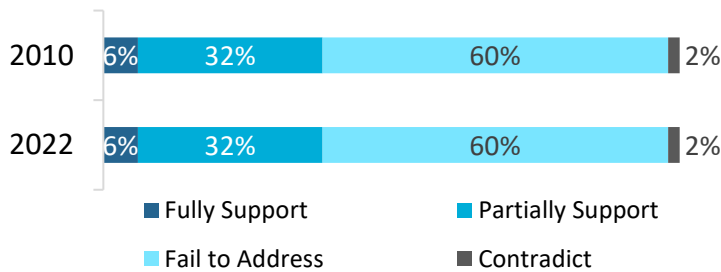
To learn more about Iowa's center-based licensing regulations related to infant feeding, nutrition, physical activity, and screen time, view [the 2022 Achieving a State of a Healthy Weight Report](#).

Child care is an important setting for learning healthy habits early in life. Early care & education (ECE) licensing regulations can encourage practices that support healthy eating and physical activity. Leading health organizations support 47 science-based, high-impact obesity prevention standards from [Caring for Our Children](#). This scorecard measures state support of those standards in four areas: healthy infant feeding, nutrition, physical activity, and screen time limits. CDC calculates scores with publicly available data from the National Resource Center for Health and Safety in Child Care & Early Education.



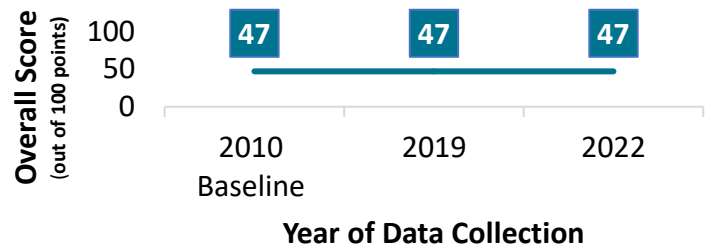
Results You Can Use

What % of 47 high-impact obesity prevention standards are supported in **Kansas'** licensing regulations for child care centers over time?



65 National Average Score*

47 Kansas' Overall Score*



* To learn more about the methodology for your state's overall score and subdomains (each scored out of a possible 100 points), you can visit: <https://www.cdc.gov/obesity/strategies/early-care-education/state-licensing-scorecards.html>

2022 ECE Licensing Subdomain Scores

	KANSAS	NATIONAL AVERAGE
Healthy Infant Feeding		
Breastfeeding Support (1 Standard)	70	72
Infant Feeding Practices (10 Standards)	38	72
Nutrition		
Nutrition Standards (15 Standards)	50	69
Healthy Mealtime Practices (6 Standards)	38	61
Physical Activity (11 Standards)	55	59
Screen Time Limits (4 Standards)	40	53

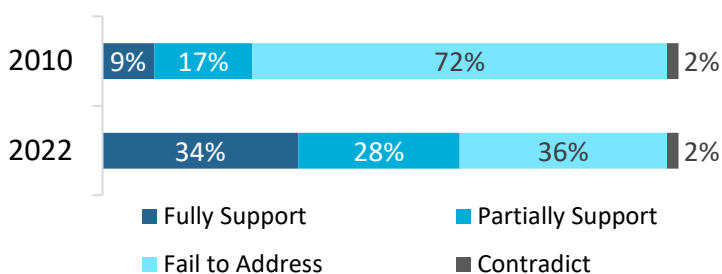
To learn more about **Kansas'** center-based licensing regulations related to infant feeding, nutrition, physical activity, and screen time, view [the 2022 Achieving a State of a Healthy Weight Report](#).

Child care is an important setting for learning healthy habits early in life. Early care & education (ECE) licensing regulations can encourage practices that support healthy eating and physical activity. Leading health organizations support 47 science-based, high-impact obesity prevention standards from [Caring for Our Children](#). This scorecard measures state support of those standards in four areas: healthy infant feeding, nutrition, physical activity, and screen time limits. CDC calculates scores with publicly available data from the National Resource Center for Health and Safety in Child Care & Early Education.



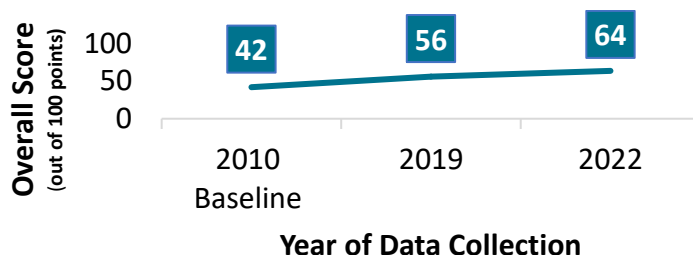
Results You Can Use

What % of 47 high-impact obesity prevention standards are supported in Kentucky's licensing regulations for child care centers over time?



65 National Average Score*

64 Kentucky's Overall Score*



* To learn more about the methodology for your state's overall score and subdomains (each scored out of a possible 100 points), you can visit: <https://www.cdc.gov/obesity/strategies/early-care-education/state-licensing-scorecards.html>

2022 ECE Licensing Subdomain Scores

	KENTUCKY	NATIONAL AVERAGE
Healthy Infant Feeding		
Breastfeeding Support (1 Standard)	70	72
Infant Feeding Practices (10 Standards)	58	72
Nutrition		
Nutrition Standards (15 Standards)	65	69
Healthy Mealtime Practices (6 Standards)	50	61
Physical Activity (11 Standards)	66	59
Screen Time Limits (4 Standards)	93	53

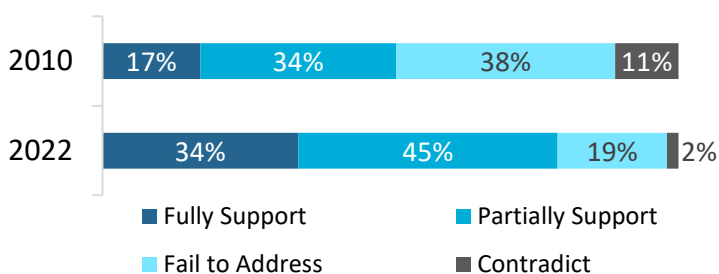
To learn more about Kentucky's center-based licensing regulations related to infant feeding, nutrition, physical activity, and screen time, view [the 2022 Achieving a State of a Healthy Weight Report](#).

Child care is an important setting for learning healthy habits early in life. Early care & education (ECE) licensing regulations can encourage practices that support healthy eating and physical activity. Leading health organizations support 47 science-based, high-impact obesity prevention standards from [Caring for Our Children](#). This scorecard measures state support of those standards in four areas: healthy infant feeding, nutrition, physical activity, and screen time limits. CDC calculates scores with publicly available data from the National Resource Center for Health and Safety in Child Care & Early Education.



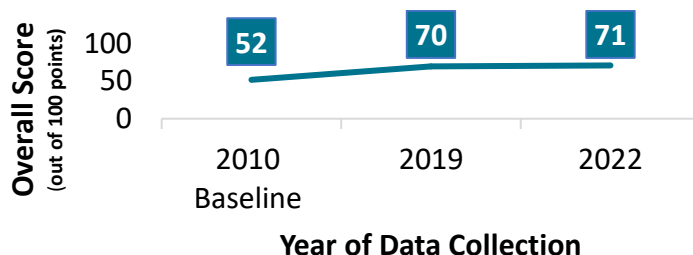
Results You Can Use

What % of 47 high-impact obesity prevention standards are supported in Louisiana's licensing regulations for child care centers over time?



65 National Average Score*

71 Louisiana's Overall Score*



* To learn more about the methodology for your state's overall score and subdomains (each scored out of a possible 100 points), you can visit: <https://www.cdc.gov/obesity/strategies/early-care-education/state-licensing-scorecards.html>

2022 ECE Licensing Subdomain Scores

	LOUISIANA	NATIONAL AVERAGE
Healthy Infant Feeding		
Breastfeeding Support (1 Standard)	70	72
Infant Feeding Practices (10 Standards)	84	72
Nutrition		
Nutrition Standards (15 Standards)	77	69
Healthy Mealtime Practices (6 Standards)	62	61
Physical Activity (11 Standards)	65	59
Screen Time Limits (4 Standards)	50	53

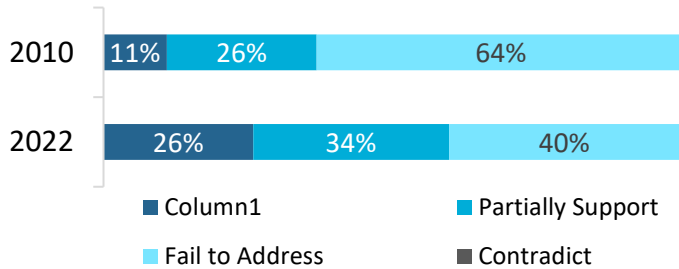
To learn more about Louisiana's center-based licensing regulations related to infant feeding, nutrition, physical activity, and screen time, view [the 2022 Achieving a State of a Healthy Weight Report](#).

Child care is an important setting for learning healthy habits early in life. Early care & education (ECE) licensing regulations can encourage practices that support healthy eating and physical activity. Leading health organizations support 47 science-based, high-impact obesity prevention standards from [Caring for Our Children](#). This scorecard measures state support of those standards in four areas: healthy infant feeding, nutrition, physical activity, and screen time limits. CDC calculates scores with publicly available data from the National Resource Center for Health and Safety in Child Care & Early Education.



Results You Can Use †

What % of 47 high-impact obesity prevention standards are supported in **Maine's** licensing regulations for child care centers over time?

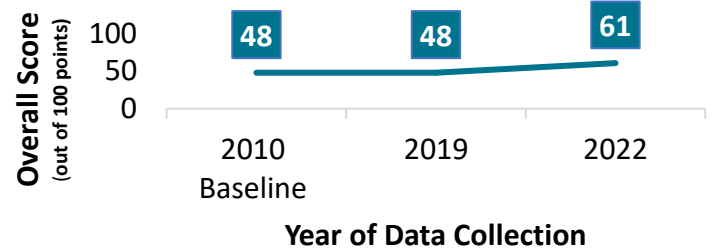


† Total % may not equal 100 due to rounding

* To learn more about the methodology for your state's overall score and subdomains (each scored out of a possible 100 points), you can visit: <https://www.cdc.gov/obesity/strategies/early-care-education/state-licensing-scorecards.html>

65 National Average Score*

61 Maine's Overall Score*



2022 ECE Licensing Subdomain Scores

	MAINE	NATIONAL AVERAGE
Healthy Infant Feeding		
Breastfeeding Support (1 Standard)	70	72
Infant Feeding Practices (10 Standards)	48	72
Nutrition		
Nutrition Standards (15 Standards)	67	69
Healthy Mealtime Practices (6 Standards)	50	61
Physical Activity (11 Standards)	66	59
Screen Time Limits (4 Standards)	75	53

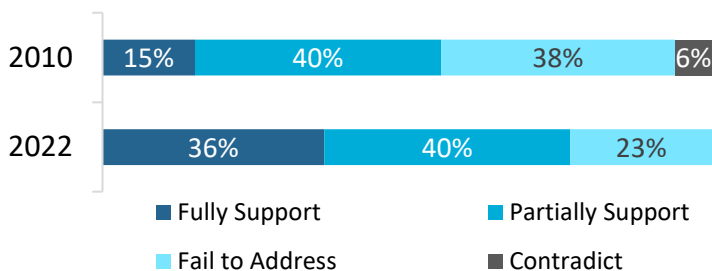
To learn more about **Maine's** center-based licensing regulations related to infant feeding, nutrition, physical activity, and screen time, view [the 2022 Achieving a State of a Healthy Weight Report](#).

Child care is an important setting for learning healthy habits early in life. Early care & education (ECE) licensing regulations can encourage practices that support healthy eating and physical activity. Leading health organizations support 47 science-based, high-impact obesity prevention standards from [Caring for Our Children](#). This scorecard measures state support of those standards in four areas: healthy infant feeding, nutrition, physical activity, and screen time limits. CDC calculates scores with publicly available data from the National Resource Center for Health and Safety in Child Care & Early Education.



Results You Can Use †

What % of 47 high-impact obesity prevention standards are supported in Maryland's licensing regulations for child care centers over time?

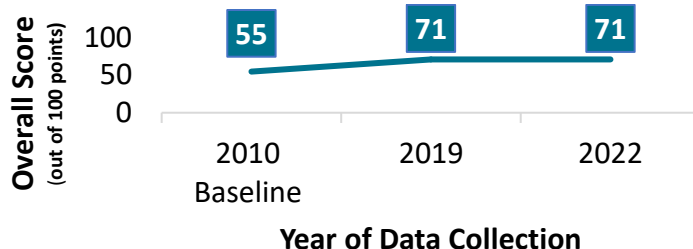


† Total % may not equal 100 due to rounding

* To learn more about the methodology for your state's overall score and subdomains (each scored out of a possible 100 points), you can visit: <https://www.cdc.gov/obesity/strategies/early-care-education/state-licensing-scorecards.html>

65 National Average Score*

71 Maryland's Overall Score*



2022 ECE Licensing Subdomain Scores

	MARYLAND	NATIONAL AVERAGE
Healthy Infant Feeding		
Breastfeeding Support (1 Standard)	100	72
Infant Feeding Practices (10 Standards)	84	72
Nutrition		
Nutrition Standards (15 Standards)	75	69
Healthy Mealtime Practices (6 Standards)	62	61
Physical Activity (11 Standards)	54	59
Screen Time Limits (4 Standards)	85	53

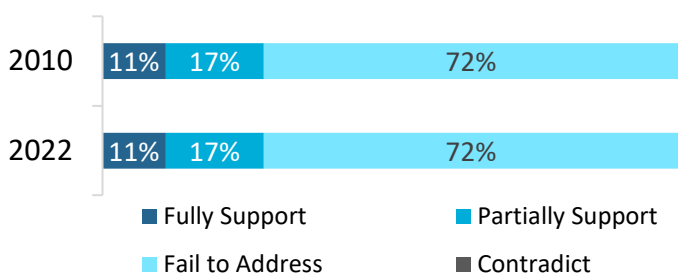
To learn more about Maryland's center-based licensing regulations related to infant feeding, nutrition, physical activity, and screen time, view [the 2022 Achieving a State of a Healthy Weight Report](#).

Child care is an important setting for learning healthy habits early in life. Early care & education (ECE) licensing regulations can encourage practices that support healthy eating and physical activity. Leading health organizations support 47 science-based, high-impact obesity prevention standards from [Caring for Our Children](#). This scorecard measures state support of those standards in four areas: healthy infant feeding, nutrition, physical activity, and screen time limits. CDC calculates scores with publicly available data from the National Resource Center for Health and Safety in Child Care & Early Education.



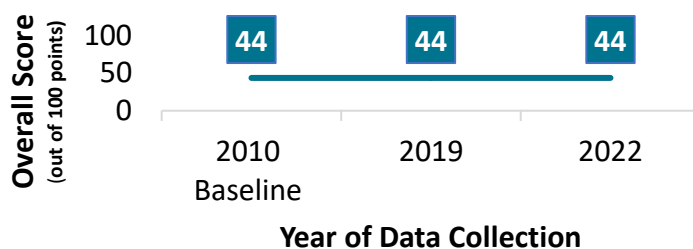
Results You Can Use

What % of 47 high-impact obesity prevention standards are supported in **Massachusetts'** licensing regulations for child care centers over time?



65 National Average Score*

44 Massachusetts' Overall Score*



* To learn more about the methodology for your state's overall score and subdomains (each scored out of a possible 100 points), you can visit: <https://www.cdc.gov/obesity/strategies/early-care-education/state-licensing-scorecards.html>

2022 ECE Licensing Subdomain Scores

	MASSACHUSETTS	NATIONAL AVERAGE
Healthy Infant Feeding		
Breastfeeding Support (1 Standard)	70	72
Infant Feeding Practices (10 Standards)	41	72
Nutrition		
Nutrition Standards (15 Standards)	35	69
Healthy Mealtime Practices (6 Standards)	60	61
Physical Activity (11 Standards)	55	59
Screen Time Limits (4 Standards)	30	53

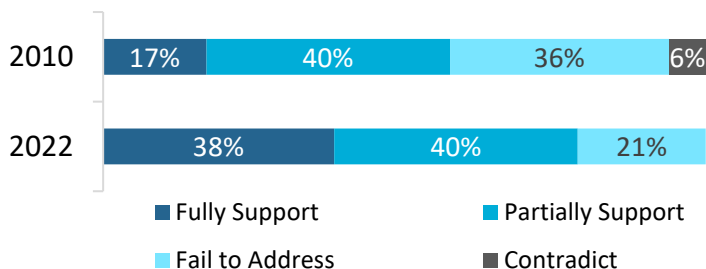
To learn more about **Massachusetts'** center-based licensing regulations related to infant feeding, nutrition, physical activity, and screen time, view [the 2022 Achieving a State of a Healthy Weight Report](#).

Child care is an important setting for learning healthy habits early in life. Early care & education (ECE) licensing regulations can encourage practices that support healthy eating and physical activity. Leading health organizations support 47 science-based, high-impact obesity prevention standards from [Caring for Our Children](#). This scorecard measures state support of those standards in four areas: healthy infant feeding, nutrition, physical activity, and screen time limits. CDC calculates scores with publicly available data from the National Resource Center for Health and Safety in Child Care & Early Education.



Results You Can Use †

What % of 47 high-impact obesity prevention standards are supported in Michigan's licensing regulations for child care centers over time?

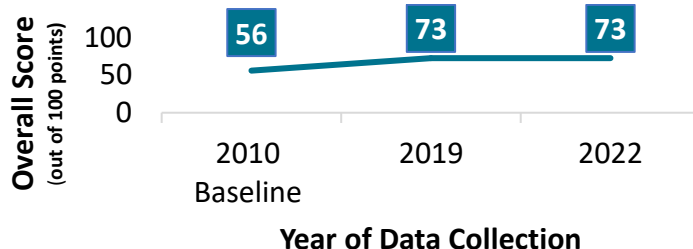


† Total % may not equal 100 due to rounding

* To learn more about the methodology for your state's overall score and subdomains (each scored out of a possible 100 points), you can visit: <https://www.cdc.gov/obesity/strategies/early-care-education/state-licensing-scorecards.html>

65 National Average Score*

73 Michigan's Overall Score*



2022 ECE Licensing Subdomain Scores

	MICHIGAN	NATIONAL AVERAGE
Healthy Infant Feeding		
Breastfeeding Support (1 Standard)	70	72
Infant Feeding Practices (10 Standards)	88	72
Nutrition		
Nutrition Standards (15 Standards)	79	69
Healthy Mealtime Practices (6 Standards)	55	61
Physical Activity (11 Standards)	61	59
Screen Time Limits (4 Standards)	75	53

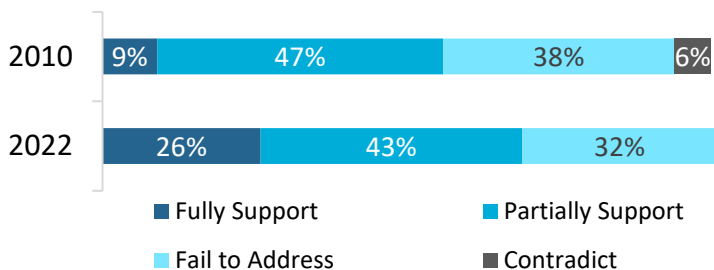
To learn more about Michigan's center-based licensing regulations related to infant feeding, nutrition, physical activity, and screen time, view [the 2022 Achieving a State of a Healthy Weight Report](#).

Child care is an important setting for learning healthy habits early in life. Early care & education (ECE) licensing regulations can encourage practices that support healthy eating and physical activity. Leading health organizations support 47 science-based, high-impact obesity prevention standards from [Caring for Our Children](#). This scorecard measures state support of those standards in four areas: healthy infant feeding, nutrition, physical activity, and screen time limits. CDC calculates scores with publicly available data from the National Resource Center for Health and Safety in Child Care & Early Education.



Results You Can Use †

What % of 47 high-impact obesity prevention standards are supported in **Minnesota's** licensing regulations for child care centers over time?

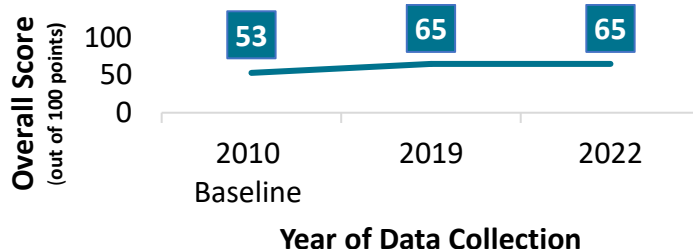


† Total % may not equal 100 due to rounding

* To learn more about the methodology for your state's overall score and subdomains (each scored out of a possible 100 points), you can visit: <https://www.cdc.gov/obesity/strategies/early-care-education/state-licensing-scorecards.html>

65 National Average Score*

65 Minnesota's Overall Score*



2022 ECE Licensing Subdomain Scores

	MINNESOTA	NATIONAL AVERAGE
Healthy Infant Feeding		
Breastfeeding Support (1 Standard)	70	72
Infant Feeding Practices (10 Standards)	74	72
Nutrition		
Nutrition Standards (15 Standards)	77	69
Healthy Mealtime Practices (6 Standards)	55	61
Physical Activity (11 Standards)	58	59
Screen Time Limits (4 Standards)	30	53

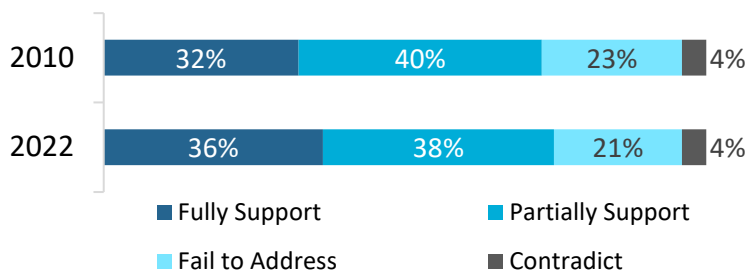
To learn more about **Minnesota's** center-based licensing regulations related to infant feeding, nutrition, physical activity, and screen time, view [the 2022 Achieving a State of a Healthy Weight Report](#).

Child care is an important setting for learning healthy habits early in life. Early care & education (ECE) licensing regulations can encourage practices that support healthy eating and physical activity. Leading health organizations support 47 science-based, high-impact obesity prevention standards from [Caring for Our Children](#). This scorecard measures state support of those standards in four areas: healthy infant feeding, nutrition, physical activity, and screen time limits. CDC calculates scores with publicly available data from the National Resource Center for Health and Safety in Child Care & Early Education.



Results You Can Use †

What % of 47 high-impact obesity prevention standards are supported in **Mississippi's** licensing regulations for child care centers over time?

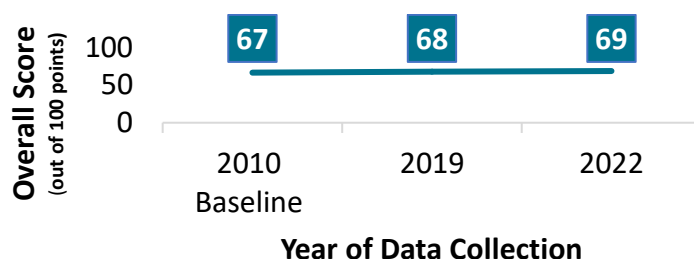


† Total % may not equal 100 due to rounding

* To learn more about the methodology for your state's overall score and subdomains (each scored out of a possible 100 points), you can visit: <https://www.cdc.gov/obesity/strategies/early-care-education/state-licensing-scorecards.html>

65 National Average Score*

69 Mississippi's Overall Score*



2022 ECE Licensing Subdomain Scores

	MISSISSIPPI	NATIONAL AVERAGE
Healthy Infant Feeding		
Breastfeeding Support (1 Standard)	100	72
Infant Feeding Practices (10 Standards)	71	72
Nutrition		
Nutrition Standards (15 Standards)	77	69
Healthy Mealtime Practices (6 Standards)	67	61
Physical Activity (11 Standards)	57	59
Screen Time Limits (4 Standards)	68	53

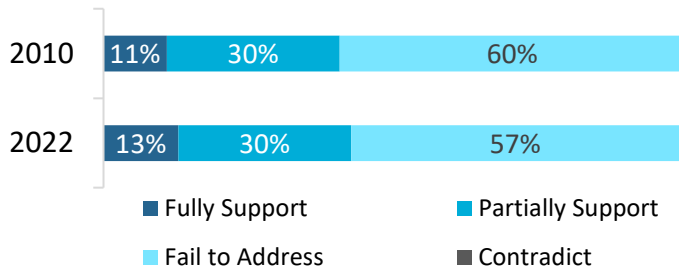
To learn more about **Mississippi's** center-based licensing regulations related to infant feeding, nutrition, physical activity, and screen time, view [the 2022 Achieving a State of a Healthy Weight Report](#).

Child care is an important setting for learning healthy habits early in life. Early care & education (ECE) licensing regulations can encourage practices that support healthy eating and physical activity. Leading health organizations support 47 science-based, high-impact obesity prevention standards from [Caring for Our Children](#). This scorecard measures state support of those standards in four areas: healthy infant feeding, nutrition, physical activity, and screen time limits. CDC calculates scores with publicly available data from the National Resource Center for Health and Safety in Child Care & Early Education.



Results You Can Use †

What % of 47 high-impact obesity prevention standards are supported in Missouri's licensing regulations for child care centers over time?

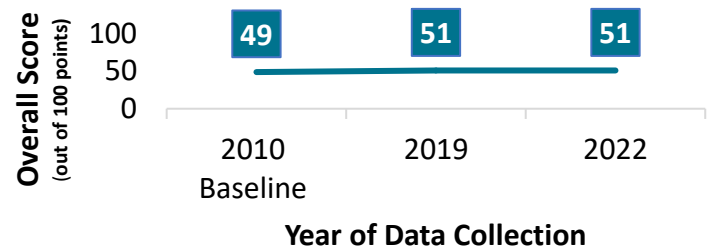


† Total % may not equal 100 due to rounding

* To learn more about the methodology for your state's overall score and subdomains (each scored out of a possible 100 points), you can visit: <https://www.cdc.gov/obesity/strategies/early-care-education/state-licensing-scorecards.html>

65 National Average Score*

51 Missouri's Overall Score*



2022 ECE Licensing Subdomain Scores

	MISSOURI	NATIONAL AVERAGE
Healthy Infant Feeding		
Breastfeeding Support (1 Standard)	30	72
Infant Feeding Practices (10 Standards)	42	72
Nutrition		
Nutrition Standards (15 Standards)	53	69
Healthy Mealtime Practices (6 Standards)	55	61
Physical Activity (11 Standards)	64	59
Screen Time Limits (4 Standards)	30	53

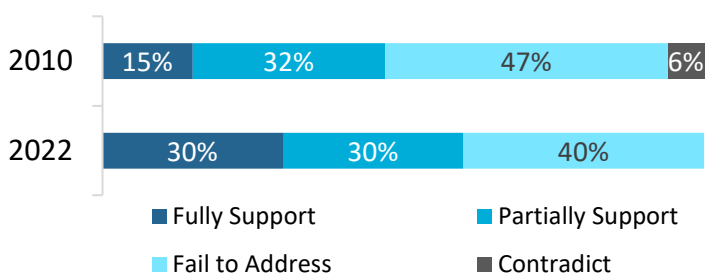
To learn more about Missouri's center-based licensing regulations related to infant feeding, nutrition, physical activity, and screen time, view [the 2022 Achieving a State of a Healthy Weight Report](#).

Child care is an important setting for learning healthy habits early in life. Early care & education (ECE) licensing regulations can encourage practices that support healthy eating and physical activity. Leading health organizations support 47 science-based, high-impact obesity prevention standards from [Caring for Our Children](#). This scorecard measures state support of those standards in four areas: healthy infant feeding, nutrition, physical activity, and screen time limits. CDC calculates scores with publicly available data from the National Resource Center for Health and Safety in Child Care & Early Education.



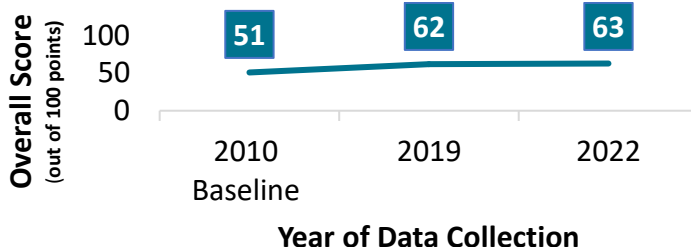
Results You Can Use

What % of 47 high-impact obesity prevention standards are supported in **Montana's** licensing regulations for child care centers over time?



65 National Average Score*

63 Montana's Overall Score*



* To learn more about the methodology for your state's overall score and subdomains (each scored out of a possible 100 points), you can visit: <https://www.cdc.gov/obesity/strategies/early-care-education/state-licensing-scorecards.html>

2022 ECE Licensing Subdomain Scores

	MONTANA	NATIONAL AVERAGE
Healthy Infant Feeding		
Breastfeeding Support (1 Standard)	70	72
Infant Feeding Practices (10 Standards)	84	72
Nutrition		
Nutrition Standards (15 Standards)	77	69
Healthy Mealtime Practices (6 Standards)	48	61
Physical Activity (11 Standards)	44	59
Screen Time Limits (4 Standards)	30	53

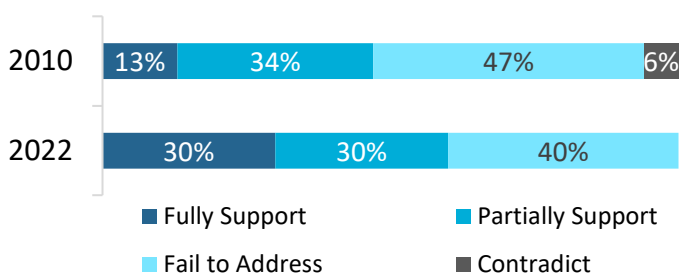
To learn more about **Montana's** center-based licensing regulations related to infant feeding, nutrition, physical activity, and screen time, view [the 2022 Achieving a State of a Healthy Weight Report](#).

Child care is an important setting for learning healthy habits early in life. Early care & education (ECE) licensing regulations can encourage practices that support healthy eating and physical activity. Leading health organizations support 47 science-based, high-impact obesity prevention standards from [Caring for Our Children](#). This scorecard measures state support of those standards in four areas: healthy infant feeding, nutrition, physical activity, and screen time limits. CDC calculates scores with publicly available data from the National Resource Center for Health and Safety in Child Care & Early Education.



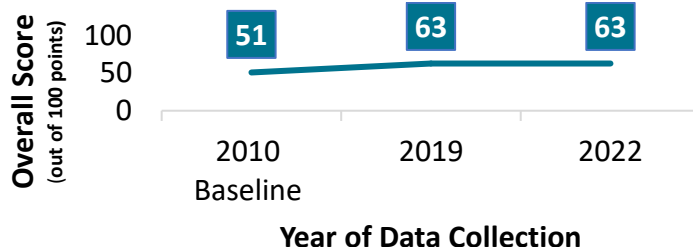
Results You Can Use

What % of 47 high-impact obesity prevention standards are supported in Nebraska's licensing regulations for child care centers over time?



65 National Average Score*

63 Nebraska's Overall Score*



* To learn more about the methodology for your state's overall score and subdomains (each scored out of a possible 100 points), you can visit: <https://www.cdc.gov/obesity/strategies/early-care-education/state-licensing-scorecards.html>

2022 ECE Licensing Subdomain Scores

	NEBRASKA	NATIONAL AVERAGE
Healthy Infant Feeding		
Breastfeeding Support (1 Standard)	70	72
Infant Feeding Practices (10 Standards)	84	72
Nutrition		
Nutrition Standards (15 Standards)	77	69
Healthy Mealtime Practices (6 Standards)	55	61
Physical Activity (11 Standards)	40	59
Screen Time Limits (4 Standards)	30	53

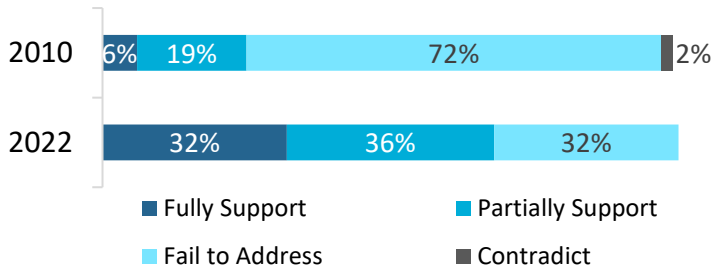
To learn more about Nebraska's center-based licensing regulations related to infant feeding, nutrition, physical activity, and screen time, view [the 2022 Achieving a State of a Healthy Weight Report](#).

Child care is an important setting for learning healthy habits early in life. Early care & education (ECE) licensing regulations can encourage practices that support healthy eating and physical activity. Leading health organizations support 47 science-based, high-impact obesity prevention standards from [Caring for Our Children](#). This scorecard measures state support of those standards in four areas: healthy infant feeding, nutrition, physical activity, and screen time limits. CDC calculates scores with publicly available data from the National Resource Center for Health and Safety in Child Care & Early Education.



Results You Can Use †

What % of 47 high-impact obesity prevention standards are supported in Nevada's licensing regulations for child care centers over time?

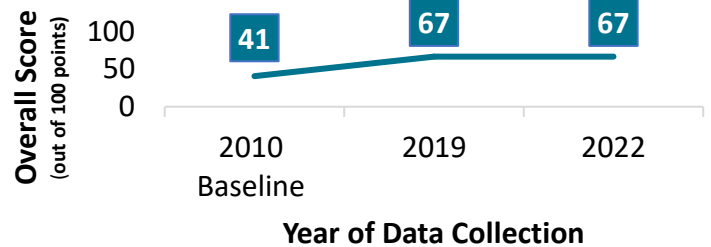


† Total % may not equal 100 due to rounding

* To learn more about the methodology for your state's overall score and subdomains (each scored out of a possible 100 points), you can visit: <https://www.cdc.gov/obesity/strategies/early-care-education/state-licensing-scorecards.html>

65 National Average Score*

67 Nevada's Overall Score*



2022 ECE Licensing Subdomain Scores

	NEVADA	NATIONAL AVERAGE
Healthy Infant Feeding		
Breastfeeding Support (1 Standard)	70	72
Infant Feeding Practices (10 Standards)	84	72
Nutrition		
Nutrition Standards (15 Standards)	77	69
Healthy Mealtime Practices (6 Standards)	67	61
Physical Activity (11 Standards)	51	59
Screen Time Limits (4 Standards)	30	53

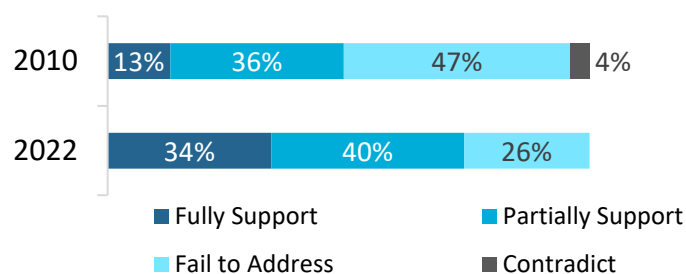
To learn more about Nevada's center-based licensing regulations related to infant feeding, nutrition, physical activity, and screen time, view [the 2022 Achieving a State of a Healthy Weight Report](#).

Child care is an important setting for learning healthy habits early in life. Early care & education (ECE) licensing regulations can encourage practices that support healthy eating and physical activity. Leading health organizations support 47 science-based, high-impact obesity prevention standards from [Caring for Our Children](#). This scorecard measures state support of those standards in four areas: healthy infant feeding, nutrition, physical activity, and screen time limits. CDC calculates scores with publicly available data from the National Resource Center for Health and Safety in Child Care & Early Education.



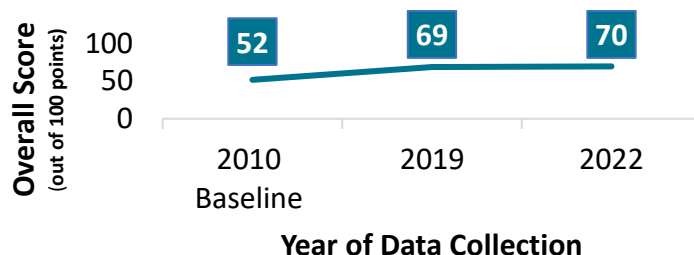
Results You Can Use

What % of 47 high-impact obesity prevention standards are supported in **New Hampshire's** licensing regulations for child care centers over time?



65 National Average Score*

70 New Hampshire's Overall Score*



* To learn more about the methodology for your state's overall score and subdomains (each scored out of a possible 100 points), you can visit: <https://www.cdc.gov/obesity/strategies/early-care-education/state-licensing-scorecards.html>

2022 ECE Licensing Subdomain Scores

	NEW HAMPSHIRE	NATIONAL AVERAGE
Healthy Infant Feeding		
Breastfeeding Support (1 Standard)	70	72
Infant Feeding Practices (10 Standards)	84	72
Nutrition		
Nutrition Standards (15 Standards)	77	69
Healthy Mealtime Practices (6 Standards)	68	61
Physical Activity (11 Standards)	64	59
Screen Time Limits (4 Standards)	30	53

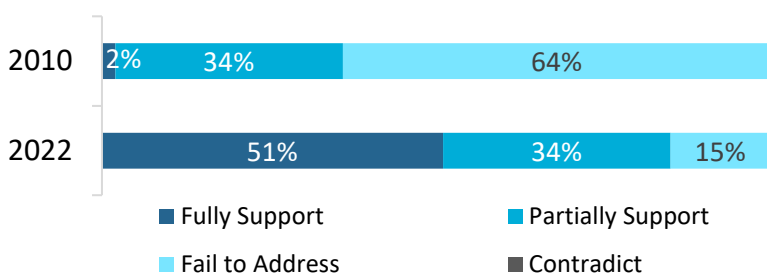
To learn more about **New Hampshire's** center-based licensing regulations related to infant feeding, nutrition, physical activity, and screen time, view [the 2022 Achieving a State of a Healthy Weight Report](#).

Child care is an important setting for learning healthy habits early in life. Early care & education (ECE) licensing regulations can encourage practices that support healthy eating and physical activity. Leading health organizations support 47 science-based, high-impact obesity prevention standards from [Caring for Our Children](#). This scorecard measures state support of those standards in four areas: healthy infant feeding, nutrition, physical activity, and screen time limits. CDC calculates scores with publicly available data from the National Resource Center for Health and Safety in Child Care & Early Education.



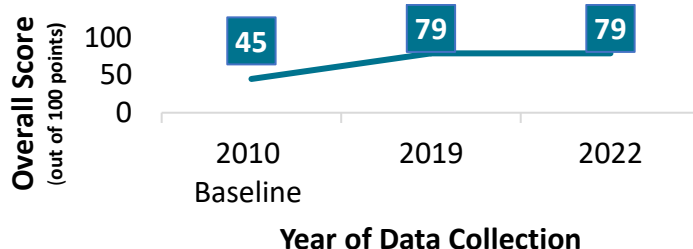
Results You Can Use

What % of 47 high-impact obesity prevention standards are supported in **New Jersey's** licensing regulations for child care centers over time?



65 National Average Score*

79 New Jersey's Overall Score*



* To learn more about the methodology for your state's overall score and subdomains (each scored out of a possible 100 points), you can visit: <https://www.cdc.gov/obesity/strategies/early-care-education/state-licensing-scorecards.html>

2022 ECE Licensing Subdomain Scores

	NEW JERSEY	NATIONAL AVERAGE
Healthy Infant Feeding		
Breastfeeding Support (1 Standard)	70	72
Infant Feeding Practices (10 Standards)	80	72
Nutrition		
Nutrition Standards (15 Standards)	92	69
Healthy Mealtime Practices (6 Standards)	62	61
Physical Activity (11 Standards)	74	59
Screen Time Limits (4 Standards)	75	53

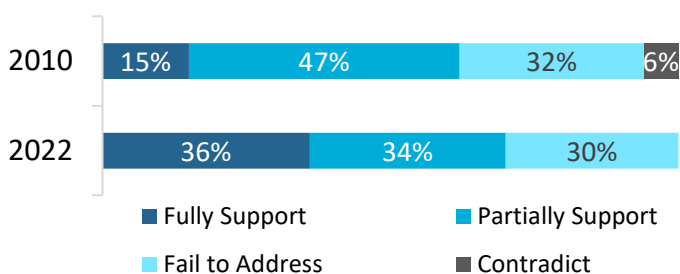
To learn more about **New Jersey's** center-based licensing regulations related to infant feeding, nutrition, physical activity, and screen time, view [the 2022 Achieving a State of a Healthy Weight Report](#).

Child care is an important setting for learning healthy habits early in life. Early care & education (ECE) licensing regulations can encourage practices that support healthy eating and physical activity. Leading health organizations support 47 science-based, high-impact obesity prevention standards from [Caring for Our Children](#). This scorecard measures state support of those standards in four areas: healthy infant feeding, nutrition, physical activity, and screen time limits. CDC calculates scores with publicly available data from the National Resource Center for Health and Safety in Child Care & Early Education.



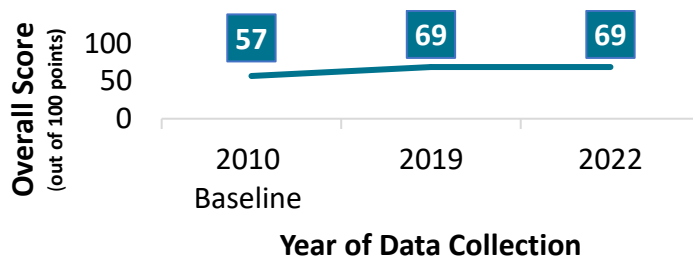
Results You Can Use

What % of 47 high-impact obesity prevention standards are supported in **New Mexico's** licensing regulations for child care centers over time?



65 National Average Score*

69 New Mexico's Overall Score*



* To learn more about the methodology for your state's overall score and subdomains (each scored out of a possible 100 points), you can visit: <https://www.cdc.gov/obesity/strategies/early-care-education/state-licensing-scorecards.html>

2022 ECE Licensing Subdomain Scores

	NEW MEXICO	NATIONAL AVERAGE
Healthy Infant Feeding		
Breastfeeding Support (1 Standard)	70	72
Infant Feeding Practices (10 Standards)	84	72
Nutrition		
Nutrition Standards (15 Standards)	79	69
Healthy Mealtime Practices (6 Standards)	67	61
Physical Activity (11 Standards)	47	59
Screen Time Limits (4 Standards)	58	53

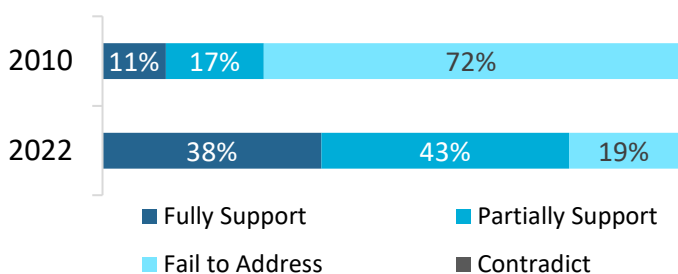
To learn more about **New Mexico's** center-based licensing regulations related to infant feeding, nutrition, physical activity, and screen time, view [the 2022 Achieving a State of a Healthy Weight Report](#).

Child care is an important setting for learning healthy habits early in life. Early care & education (ECE) licensing regulations can encourage practices that support healthy eating and physical activity. Leading health organizations support 47 science-based, high-impact obesity prevention standards from [Caring for Our Children](#). This scorecard measures state support of those standards in four areas: healthy infant feeding, nutrition, physical activity, and screen time limits. CDC calculates scores with publicly available data from the National Resource Center for Health and Safety in Child Care & Early Education.



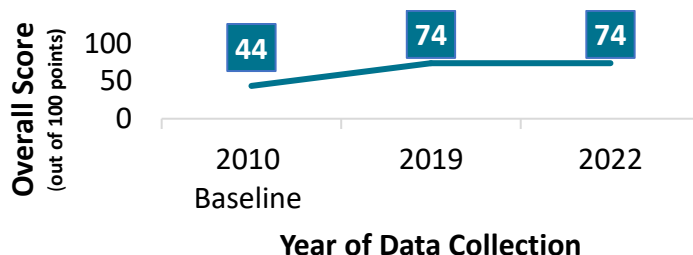
Results You Can Use

What % of 47 high-impact obesity prevention standards are supported in **New York's** licensing regulations for child care centers over time?



65 National Average Score*

74 New York's Overall Score*



* To learn more about the methodology for your state's overall score and subdomains (each scored out of a possible 100 points), you can visit: <https://www.cdc.gov/obesity/strategies/early-care-education/state-licensing-scorecards.html>

2022 ECE Licensing Subdomain Scores

	NEW YORK	NATIONAL AVERAGE
Healthy Infant Feeding		
Breastfeeding Support (1 Standard)	70	72
Infant Feeding Practices (10 Standards)	84	72
Nutrition		
Nutrition Standards (15 Standards)	77	69
Healthy Mealtime Practices (6 Standards)	67	61
Physical Activity (11 Standards)	65	59
Screen Time Limits (4 Standards)	75	53

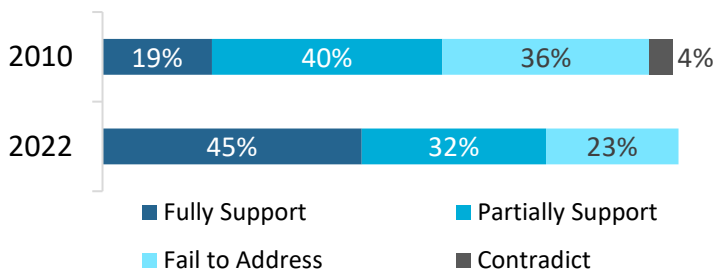
To learn more about **New York's** center-based licensing regulations related to infant feeding, nutrition, physical activity, and screen time, view [the 2022 Achieving a State of a Healthy Weight Report](#).

Child care is an important setting for learning healthy habits early in life. Early care & education (ECE) licensing regulations can encourage practices that support healthy eating and physical activity. Leading health organizations support 47 science-based, high-impact obesity prevention standards from [Caring for Our Children](#). This scorecard measures state support of those standards in four areas: healthy infant feeding, nutrition, physical activity, and screen time limits. CDC calculates scores with publicly available data from the National Resource Center for Health and Safety in Child Care & Early Education.



Results You Can Use †

What % of 47 high-impact obesity prevention standards are supported in North Carolina's licensing regulations for child care centers over time?

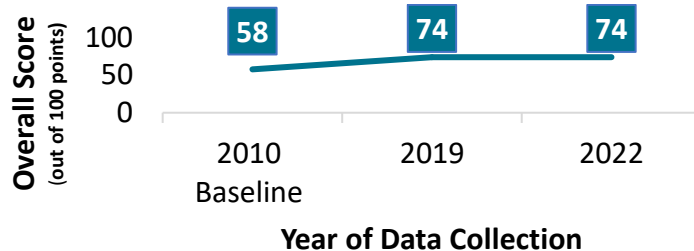


† Total % may not equal 100 due to rounding

* To learn more about the methodology for your state's overall score and subdomains (each scored out of a possible 100 points), you can visit: <https://www.cdc.gov/obesity/strategies/early-care-education/state-licensing-scorecards.html>

65 National Average Score*

74 North Carolina's Overall Score*



2022 ECE Licensing Subdomain Scores

	NORTH CAROLINA	NATIONAL AVERAGE
Healthy Infant Feeding		
Breastfeeding Support (1 Standard)	100	72
Infant Feeding Practices (10 Standards)	84	72
Nutrition		
Nutrition Standards (15 Standards)	77	69
Healthy Mealtime Practices (6 Standards)	78	61
Physical Activity (11 Standards)	63	59
Screen Time Limits (4 Standards)	58	53

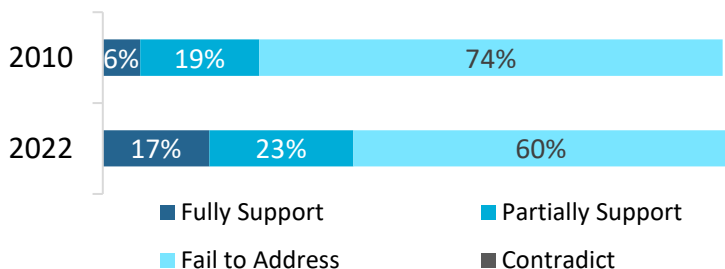
To learn more about North Carolina's center-based licensing regulations related to infant feeding, nutrition, physical activity, and screen time, view [the 2022 Achieving a State of a Healthy Weight Report](#).

Child care is an important setting for learning healthy habits early in life. Early care & education (ECE) licensing regulations can encourage practices that support healthy eating and physical activity. Leading health organizations support 47 science-based, high-impact obesity prevention standards from [Caring for Our Children](#). This scorecard measures state support of those standards in four areas: healthy infant feeding, nutrition, physical activity, and screen time limits. CDC calculates scores with publicly available data from the National Resource Center for Health and Safety in Child Care & Early Education.



Results You Can Use †

What % of 47 high-impact obesity prevention standards are supported in North Dakota's licensing regulations for child care centers over time?

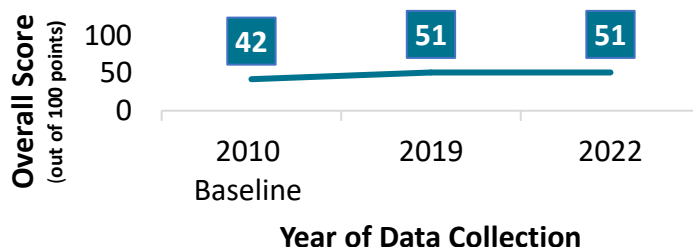


† Total % may not equal 100 due to rounding

* To learn more about the methodology for your state's overall score and subdomains (each scored out of a possible 100 points), you can visit: <https://www.cdc.gov/obesity/strategies/early-care-education/state-licensing-scorecards.html>

65 National Average Score*

51 North Dakota's Overall Score*



2022 ECE Licensing Subdomain Scores

	NORTH DAKOTA	NATIONAL AVERAGE
Healthy Infant Feeding		
Breastfeeding Support (1 Standard)	70	72
Infant Feeding Practices (10 Standards)	56	72
Nutrition		
Nutrition Standards (15 Standards)	33	69
Healthy Mealtime Practices (6 Standards)	62	61
Physical Activity (11 Standards)	73	59
Screen Time Limits (4 Standards)	30	53

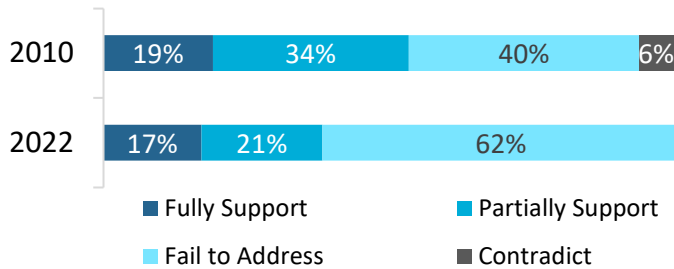
To learn more about North Dakota's center-based licensing regulations related to infant feeding, nutrition, physical activity, and screen time, view [the 2022 Achieving a State of a Healthy Weight Report](#).

Child care is an important setting for learning healthy habits early in life. Early care & education (ECE) licensing regulations can encourage practices that support healthy eating and physical activity. Leading health organizations support 47 science-based, high-impact obesity prevention standards from [Caring for Our Children](#). This scorecard measures state support of those standards in four areas: healthy infant feeding, nutrition, physical activity, and screen time limits. CDC calculates scores with publicly available data from the National Resource Center for Health and Safety in Child Care & Early Education.



Results You Can Use †

What % of 47 high-impact obesity prevention standards are supported in Ohio's licensing regulations for child care centers over time?

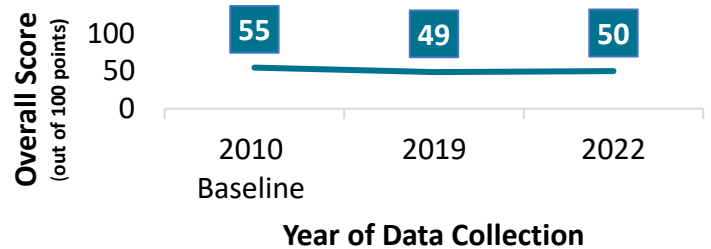


† Total % may not equal 100 due to rounding

* To learn more about the methodology for your state's overall score and subdomains (each scored out of a possible 100 points), you can visit: <https://www.cdc.gov/obesity/strategies/early-care-education/state-licensing-scorecards.html>

65 National Average Score*

50 Ohio's Overall Score*



2022 ECE Licensing Subdomain Scores

	OHIO	NATIONAL AVERAGE
Healthy Infant Feeding		
Breastfeeding Support (1 Standard)	70	72
Infant Feeding Practices (10 Standards)	49	72
Nutrition		
Nutrition Standards (15 Standards)	52	69
Healthy Mealtime Practices (6 Standards)	48	61
Physical Activity (11 Standards)	50	59
Screen Time Limits (4 Standards)	48	53

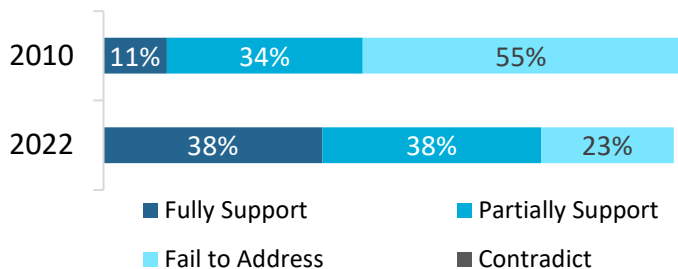
To learn more about Ohio's center-based licensing regulations related to infant feeding, nutrition, physical activity, and screen time, view [the 2022 Achieving a State of a Healthy Weight Report](#).

Child care is an important setting for learning healthy habits early in life. Early care & education (ECE) licensing regulations can encourage practices that support healthy eating and physical activity. Leading health organizations support 47 science-based, high-impact obesity prevention standards from [Caring for Our Children](#). This scorecard measures state support of those standards in four areas: healthy infant feeding, nutrition, physical activity, and screen time limits. CDC calculates scores with publicly available data from the National Resource Center for Health and Safety in Child Care & Early Education.



Results You Can Use †

What % of 47 high-impact obesity prevention standards are supported in **Oklahoma's** licensing regulations for child care centers over time?

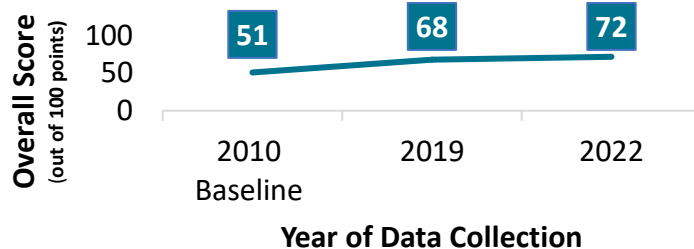


† Total % may not equal 100 due to rounding

* To learn more about the methodology for your state's overall score and subdomains (each scored out of a possible 100 points), you can visit: <https://www.cdc.gov/obesity/strategies/early-care-education/state-licensing-scorecards.html>

65 National Average Score*

72 Oklahoma's Overall Score*



2022 ECE Licensing Subdomain Scores

	OKLAHOMA	NATIONAL AVERAGE
Healthy Infant Feeding		
Breastfeeding Support (1 Standard)	70	72
Infant Feeding Practices (10 Standards)	59	72
Nutrition		
Nutrition Standards (15 Standards)	77	69
Healthy Mealtime Practices (6 Standards)	83	61
Physical Activity (11 Standards)	74	59
Screen Time Limits (4 Standards)	68	53

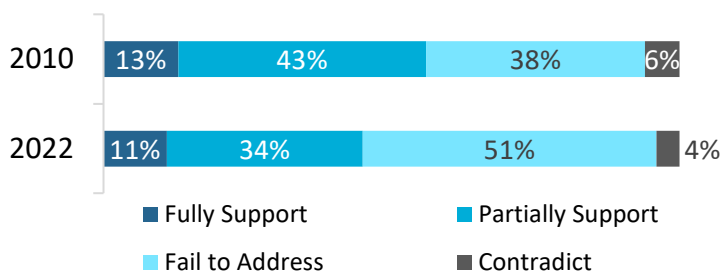
To learn more about **Oklahoma's** center-based licensing regulations related to infant feeding, nutrition, physical activity, and screen time, view [the 2022 Achieving a State of a Healthy Weight Report](#).

Child care is an important setting for learning healthy habits early in life. Early care & education (ECE) licensing regulations can encourage practices that support healthy eating and physical activity. Leading health organizations support 47 science-based, high-impact obesity prevention standards from [Caring for Our Children](#). This scorecard measures state support of those standards in four areas: healthy infant feeding, nutrition, physical activity, and screen time limits. CDC calculates scores with publicly available data from the National Resource Center for Health and Safety in Child Care & Early Education.



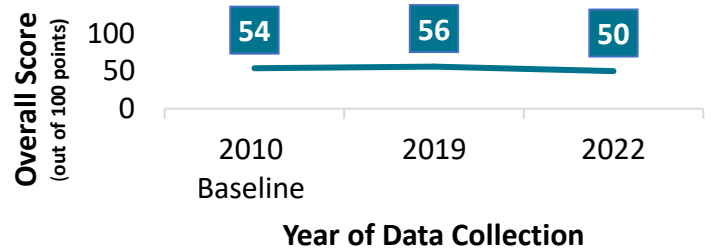
Results You Can Use

What % of 47 high-impact obesity prevention standards are supported in Oregon's licensing regulations for child care centers over time?



65 National Average Score*

50 Oregon's Overall Score*



* To learn more about the methodology for your state's overall score and subdomains (each scored out of a possible 100 points), you can visit: <https://www.cdc.gov/obesity/strategies/early-care-education/state-licensing-scorecards.html>

2022 ECE Licensing Subdomain Scores

	OREGON	NATIONAL AVERAGE
Healthy Infant Feeding		
Breastfeeding Support (1 Standard)	70	72
Infant Feeding Practices (10 Standards)	43	72
Nutrition		
Nutrition Standards (15 Standards)	55	69
Healthy Mealtime Practices (6 Standards)	55	61
Physical Activity (11 Standards)	51	59
Screen Time Limits (4 Standards)	30	53

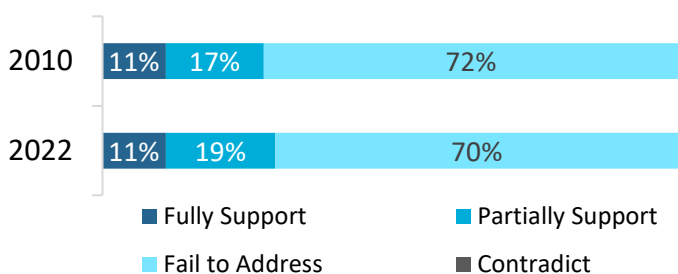
To learn more about Oregon's center-based licensing regulations related to infant feeding, nutrition, physical activity, and screen time, view [the 2022 Achieving a State of a Healthy Weight Report](#).

Child care is an important setting for learning healthy habits early in life. Early care & education (ECE) licensing regulations can encourage practices that support healthy eating and physical activity. Leading health organizations support 47 science-based, high-impact obesity prevention standards from [Caring for Our Children](#). This scorecard measures state support of those standards in four areas: healthy infant feeding, nutrition, physical activity, and screen time limits. CDC calculates scores with publicly available data from the National Resource Center for Health and Safety in Child Care & Early Education.



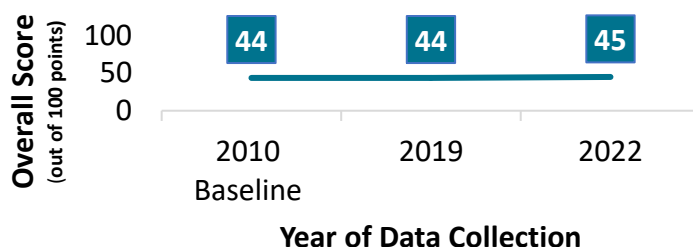
Results You Can Use

What % of 47 high-impact obesity prevention standards are supported in **Pennsylvania's** licensing regulations for child care centers over time?



65 National Average Score*

45 Pennsylvania's Overall Score*



* To learn more about the methodology for your state's overall score and subdomains (each scored out of a possible 100 points), you can visit: <https://www.cdc.gov/obesity/strategies/early-care-education/state-licensing-scorecards.html>

2022 ECE Licensing Subdomain Scores

	PENNSYLVANIA	NATIONAL AVERAGE
Healthy Infant Feeding		
Breastfeeding Support (1 Standard)	70	72
Infant Feeding Practices (10 Standards)	42	72
Nutrition		
Nutrition Standards (15 Standards)	52	69
Healthy Mealtime Practices (6 Standards)	48	61
Physical Activity (11 Standards)	40	59
Screen Time Limits (4 Standards)	30	53

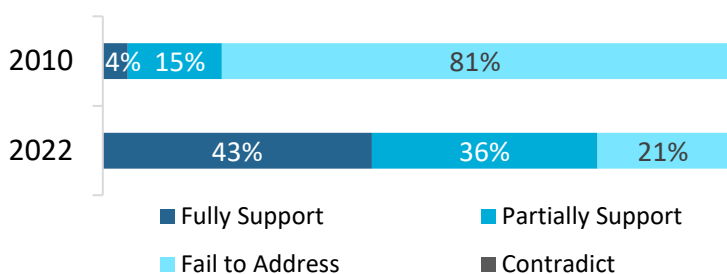
To learn more about **Pennsylvania's** center-based licensing regulations related to infant feeding, nutrition, physical activity, and screen time, view [the 2022 Achieving a State of a Healthy Weight Report](#).

Child care is an important setting for learning healthy habits early in life. Early care & education (ECE) licensing regulations can encourage practices that support healthy eating and physical activity. Leading health organizations support 47 science-based, high-impact obesity prevention standards from [Caring for Our Children](#). This scorecard measures state support of those standards in four areas: healthy infant feeding, nutrition, physical activity, and screen time limits. CDC calculates scores with publicly available data from the National Resource Center for Health and Safety in Child Care & Early Education.



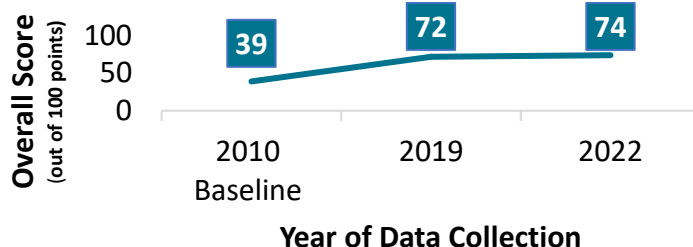
Results You Can Use

What % of 47 high-impact obesity prevention standards are supported in Rhode Island's licensing regulations for child care centers over time?



65 National Average Score*

74 Rhode Island's Overall Score*



* To learn more about the methodology for your state's overall score and subdomains (each scored out of a possible 100 points), you can visit: <https://www.cdc.gov/obesity/strategies/early-care-education/state-licensing-scorecards.html>

2022 ECE Licensing Subdomain Scores

	RHODE ISLAND	NATIONAL AVERAGE
Healthy Infant Feeding		
Breastfeeding Support (1 Standard)	70	72
Infant Feeding Practices (10 Standards)	84	72
Nutrition		
Nutrition Standards (15 Standards)	77	69
Healthy Mealtime Practices (6 Standards)	72	61
Physical Activity (11 Standards)	66	59
Screen Time Limits (4 Standards)	68	53

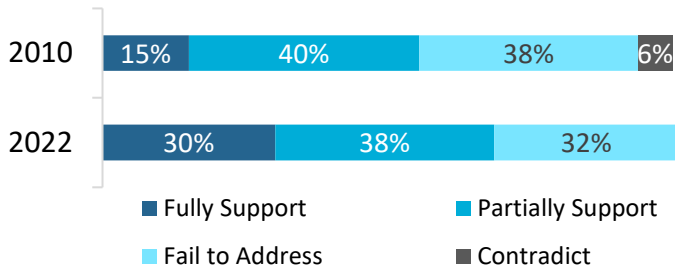
To learn more about Rhode Island's center-based licensing regulations related to infant feeding, nutrition, physical activity, and screen time, view [the 2022 Achieving a State of a Healthy Weight Report](#).

Child care is an important setting for learning healthy habits early in life. Early care & education (ECE) licensing regulations can encourage practices that support healthy eating and physical activity. Leading health organizations support 47 science-based, high-impact obesity prevention standards from [Caring for Our Children](#). This scorecard measures state support of those standards in four areas: healthy infant feeding, nutrition, physical activity, and screen time limits. CDC calculates scores with publicly available data from the National Resource Center for Health and Safety in Child Care & Early Education.



Results You Can Use †

What % of 47 high-impact obesity prevention standards are supported in South Carolina's licensing regulations for child care centers over time?

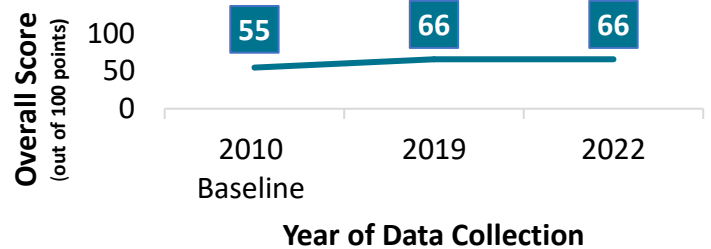


† Total % may not equal 100 due to rounding

* To learn more about the methodology for your state's overall score and subdomains (each scored out of a possible 100 points), you can visit: <https://www.cdc.gov/obesity/strategies/early-care-education/state-licensing-scorecards.html>

65 National Average Score*

66 South Carolina's Overall Score*



2022 ECE Licensing Subdomain Scores

	SOUTH CAROLINA	NATIONAL AVERAGE
Healthy Infant Feeding		
Breastfeeding Support (1 Standard)	70	72
Infant Feeding Practices (10 Standards)	84	72
Nutrition		
Nutrition Standards (15 Standards)	77	69
Healthy Mealtime Practices (6 Standards)	62	61
Physical Activity (11 Standards)	44	59
Screen Time Limits (4 Standards)	50	53

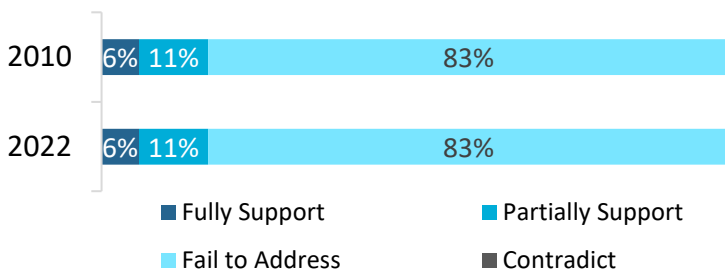
To learn more about South Carolina's center-based licensing regulations related to infant feeding, nutrition, physical activity, and screen time, view [the 2022 Achieving a State of a Healthy Weight Report](#).

Child care is an important setting for learning healthy habits early in life. Early care & education (ECE) licensing regulations can encourage practices that support healthy eating and physical activity. Leading health organizations support 47 science-based, high-impact obesity prevention standards from [Caring for Our Children](#). This scorecard measures state support of those standards in four areas: healthy infant feeding, nutrition, physical activity, and screen time limits. CDC calculates scores with publicly available data from the National Resource Center for Health and Safety in Child Care & Early Education.



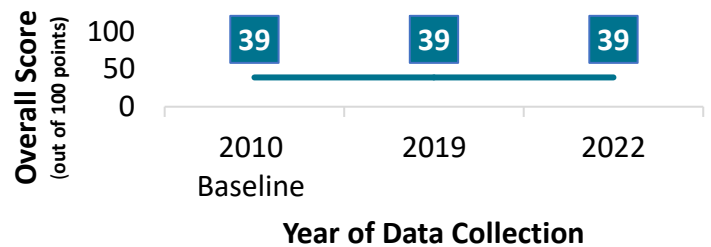
Results You Can Use

What % of 47 high-impact obesity prevention standards are supported in **South Dakota's** licensing regulations for child care centers over time?



65 National Average Score*

39 South Dakota's Overall Score*



* To learn more about the methodology for your state's overall score and subdomains (each scored out of a possible 100 points), you can visit: <https://www.cdc.gov/obesity/strategies/early-care-education/state-licensing-scorecards.html>

2022 ECE Licensing Subdomain Scores

	SOUTH DAKOTA	NATIONAL AVERAGE
Healthy Infant Feeding		
Breastfeeding Support (1 Standard)	30	72
Infant Feeding Practices (10 Standards)	44	72
Nutrition		
Nutrition Standards (15 Standards)	30	69
Healthy Mealtime Practices (6 Standards)	43	61
Physical Activity (11 Standards)	47	59
Screen Time Limits (4 Standards)	30	53

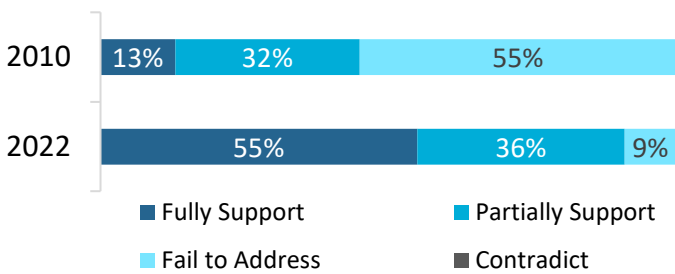
To learn more about **South Dakota's** center-based licensing regulations related to infant feeding, nutrition, physical activity, and screen time, view [the 2022 Achieving a State of a Healthy Weight Report](#).

Child care is an important setting for learning healthy habits early in life. Early care & education (ECE) licensing regulations can encourage practices that support healthy eating and physical activity. Leading health organizations support 47 science-based, high-impact obesity prevention standards from [Caring for Our Children](#). This scorecard measures state support of those standards in four areas: healthy infant feeding, nutrition, physical activity, and screen time limits. CDC calculates scores with publicly available data from the National Resource Center for Health and Safety in Child Care & Early Education.



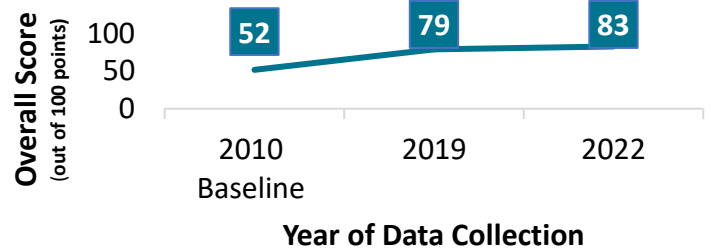
Results You Can Use

What % of 47 high-impact obesity prevention standards are supported in Tennessee's licensing regulations for child care centers over time?



65 National Average Score*

83 Tennessee's Overall Score*



* To learn more about the methodology for your state's overall score and subdomains (each scored out of a possible 100 points), you can visit: <https://www.cdc.gov/obesity/strategies/early-care-education/state-licensing-scorecards.html>

2022 ECE Licensing Subdomain Scores

	TENNESSEE	NATIONAL AVERAGE
Healthy Infant Feeding		
Breastfeeding Support (1 Standard)	70	72
Infant Feeding Practices (10 Standards)	84	72
Nutrition		
Nutrition Standards (15 Standards)	79	69
Healthy Mealtime Practices (6 Standards)	78	61
Physical Activity (11 Standards)	89	59
Screen Time Limits (4 Standards)	93	53

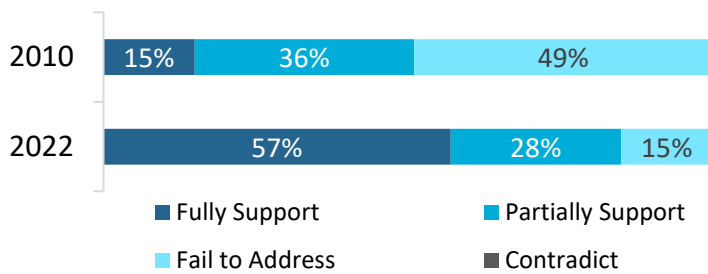
To learn more about Tennessee's center-based licensing regulations related to infant feeding, nutrition, physical activity, and screen time, view [the 2022 Achieving a State of a Healthy Weight Report](#).

Child care is an important setting for learning healthy habits early in life. Early care & education (ECE) licensing regulations can encourage practices that support healthy eating and physical activity. Leading health organizations support 47 science-based, high-impact obesity prevention standards from [Caring for Our Children](#). This scorecard measures state support of those standards in four areas: healthy infant feeding, nutrition, physical activity, and screen time limits. CDC calculates scores with publicly available data from the National Resource Center for Health and Safety in Child Care & Early Education.



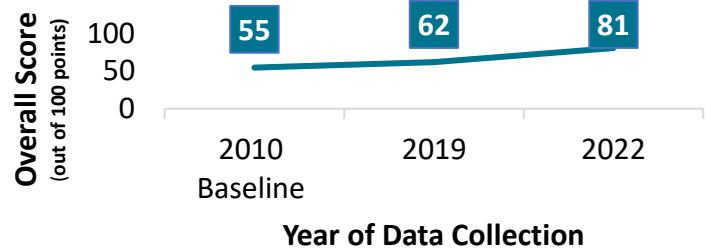
Results You Can Use

What % of 47 high-impact obesity prevention standards are supported in Texas's licensing regulations for child care centers over time?



65 National Average Score*

81 Texas's Overall Score*



* To learn more about the methodology for your state's overall score and subdomains (each scored out of a possible 100 points), you can visit: <https://www.cdc.gov/obesity/strategies/early-care-education/state-licensing-scorecards.html>

2022 ECE Licensing Subdomain Scores

	TEXAS	NATIONAL AVERAGE
Healthy Infant Feeding		
Breastfeeding Support (1 Standard)	100	72
Infant Feeding Practices (10 Standards)	84	72
Nutrition		
Nutrition Standards (15 Standards)	77	69
Healthy Mealtime Practices (6 Standards)	67	61
Physical Activity (11 Standards)	87	59
Screen Time Limits (4 Standards)	93	53

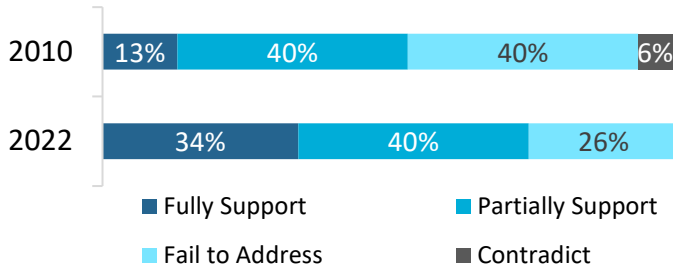
To learn more about Texas's center-based licensing regulations related to infant feeding, nutrition, physical activity, and screen time, view [the 2022 Achieving a State of a Healthy Weight Report](#).

Child care is an important setting for learning healthy habits early in life. Early care & education (ECE) licensing regulations can encourage practices that support healthy eating and physical activity. Leading health organizations support 47 science-based, high-impact obesity prevention standards from [Caring for Our Children](#). This scorecard measures state support of those standards in four areas: healthy infant feeding, nutrition, physical activity, and screen time limits. CDC calculates scores with publicly available data from the National Resource Center for Health and Safety in Child Care & Early Education.



Results You Can Use †

What % of 47 high-impact obesity prevention standards are supported in Utah's licensing regulations for child care centers over time?

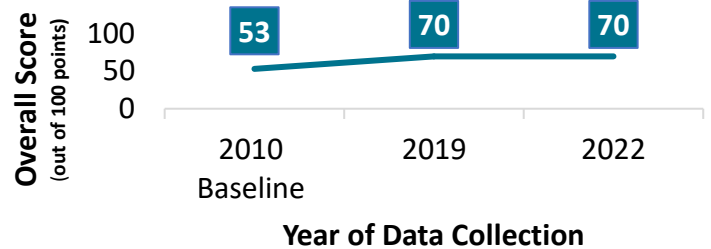


† Total % may not equal 100 due to rounding

* To learn more about the methodology for your state's overall score and subdomains (each scored out of a possible 100 points), you can visit: <https://www.cdc.gov/obesity/strategies/early-care-education/state-licensing-scorecards.html>

65 National Average Score*

70 Utah's Overall Score*



2022 ECE Licensing Subdomain Scores

	UTAH	NATIONAL AVERAGE
Healthy Infant Feeding		
Breastfeeding Support (1 Standard)	70	72
Infant Feeding Practices (10 Standards)	84	72
Nutrition		
Nutrition Standards (15 Standards)	77	69
Healthy Mealtime Practices (6 Standards)	62	61
Physical Activity (11 Standards)	60	59
Screen Time Limits (4 Standards)	50	53

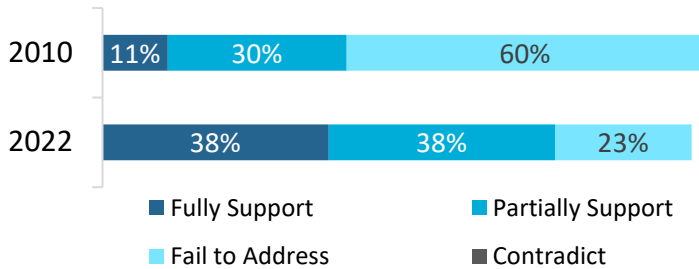
To learn more about Utah's center-based licensing regulations related to infant feeding, nutrition, physical activity, and screen time, view [the 2022 Achieving a State of a Healthy Weight Report](#).

Child care is an important setting for learning healthy habits early in life. Early care & education (ECE) licensing regulations can encourage practices that support healthy eating and physical activity. Leading health organizations support 47 science-based, high-impact obesity prevention standards from [Caring for Our Children](#). This scorecard measures state support of those standards in four areas: healthy infant feeding, nutrition, physical activity, and screen time limits. CDC calculates scores with publicly available data from the National Resource Center for Health and Safety in Child Care & Early Education.



Results You Can Use †

What % of 47 high-impact obesity prevention standards are supported in Vermont's licensing regulations for child care centers over time?

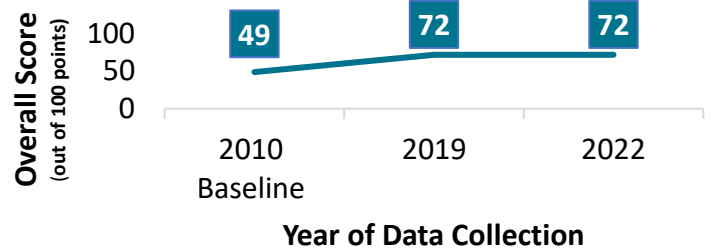


† Total % may not equal 100 due to rounding

* To learn more about the methodology for your state's overall score and subdomains (each scored out of a possible 100 points), you can visit: <https://www.cdc.gov/obesity/strategies/early-care-education/state-licensing-scorecards.html>

65 National Average Score*

72 Vermont's Overall Score*



2022 ECE Licensing Subdomain Scores

	VERMONT	NATIONAL AVERAGE
Healthy Infant Feeding		
Breastfeeding Support (1 Standard)	100	72
Infant Feeding Practices (10 Standards)	91	72
Nutrition		
Nutrition Standards (15 Standards)	77	69
Healthy Mealtime Practices (6 Standards)	62	61
Physical Activity (11 Standards)	54	59
Screen Time Limits (4 Standards)	68	53

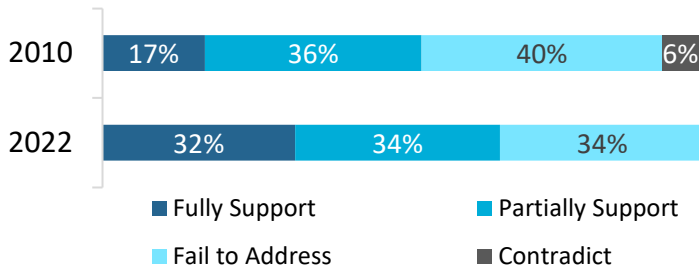
To learn more about Vermont's center-based licensing regulations related to infant feeding, nutrition, physical activity, and screen time, view [the 2022 Achieving a State of a Healthy Weight Report](#).

Child care is an important setting for learning healthy habits early in life. Early care & education (ECE) licensing regulations can encourage practices that support healthy eating and physical activity. Leading health organizations support 47 science-based, high-impact obesity prevention standards from [Caring for Our Children](#). This scorecard measures state support of those standards in four areas: healthy infant feeding, nutrition, physical activity, and screen time limits. CDC calculates scores with publicly available data from the National Resource Center for Health and Safety in Child Care & Early Education.



Results You Can Use †

What % of 47 high-impact obesity prevention standards are supported in Virginia's licensing regulations for child care centers over time?

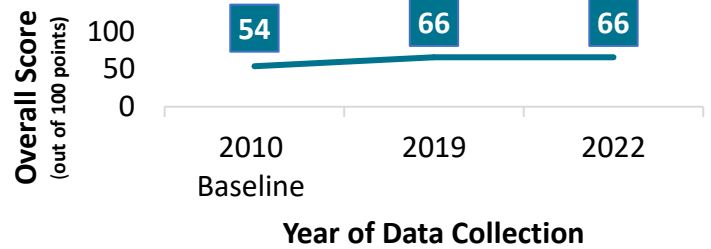


† Total % may not equal 100 due to rounding

* To learn more about the methodology for your state's overall score and subdomains (each scored out of a possible 100 points), you can visit: <https://www.cdc.gov/obesity/strategies/early-care-education/state-licensing-scorecards.html>

65 National Average Score*

66 Virginia's Overall Score*



2022 ECE Licensing Subdomain Scores

	VIRGINIA	NATIONAL AVERAGE
Healthy Infant Feeding		
Breastfeeding Support (1 Standard)	70	72
Infant Feeding Practices (10 Standards)	84	72
Nutrition		
Nutrition Standards (15 Standards)	77	69
Healthy Mealtime Practices (6 Standards)	68	61
Physical Activity (11 Standards)	46	59
Screen Time Limits (4 Standards)	30	53

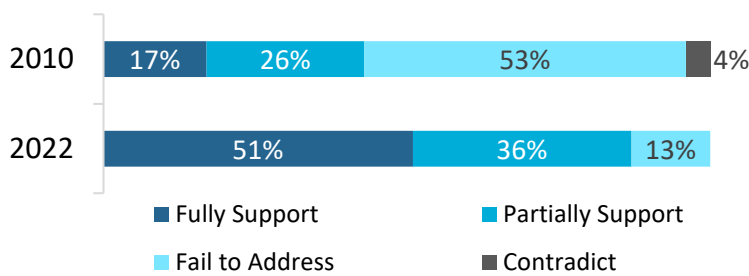
To learn more about Virginia's center-based licensing regulations related to infant feeding, nutrition, physical activity, and screen time, view [the 2022 Achieving a State of a Healthy Weight Report](#).

Child care is an important setting for learning healthy habits early in life. Early care & education (ECE) licensing regulations can encourage practices that support healthy eating and physical activity. Leading health organizations support 47 science-based, high-impact obesity prevention standards from [Caring for Our Children](#). This scorecard measures state support of those standards in four areas: healthy infant feeding, nutrition, physical activity, and screen time limits. CDC calculates scores with publicly available data from the National Resource Center for Health and Safety in Child Care & Early Education.



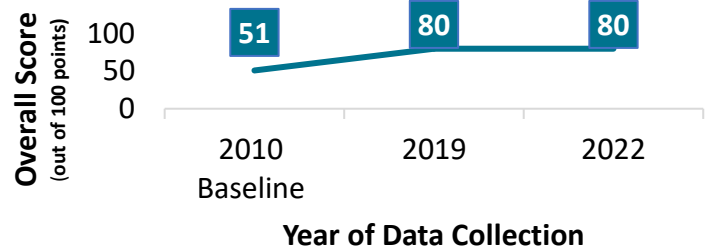
Results You Can Use

What % of 47 high-impact obesity prevention standards are supported in Washington's licensing regulations for child care centers over time?



65 National Average Score*

80 Washington's Overall Score*



* To learn more about the methodology for your state's overall score and subdomains (each scored out of a possible 100 points), you can visit: <https://www.cdc.gov/obesity/strategies/early-care-education/state-licensing-scorecards.html>

2022 ECE Licensing Subdomain Scores

	WASHINGTON	NATIONAL AVERAGE
Healthy Infant Feeding		
Breastfeeding Support (1 Standard)	70	72
Infant Feeding Practices (10 Standards)	94	72
Nutrition		
Nutrition Standards (15 Standards)	77	69
Healthy Mealtime Practices (6 Standards)	68	61
Physical Activity (11 Standards)	75	59
Screen Time Limits (4 Standards)	93	53

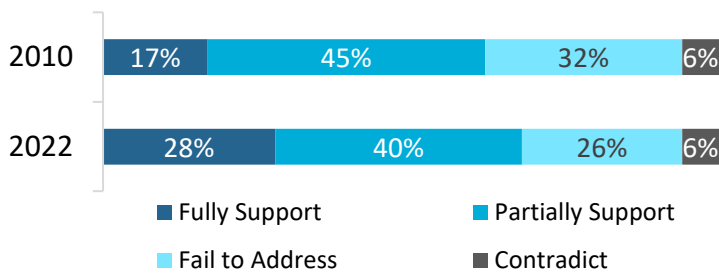
To learn more about Washington's center-based licensing regulations related to infant feeding, nutrition, physical activity, and screen time, view [the 2022 Achieving a State of a Healthy Weight Report](#).

Child care is an important setting for learning healthy habits early in life. Early care & education (ECE) licensing regulations can encourage practices that support healthy eating and physical activity. Leading health organizations support 47 science-based, high-impact obesity prevention standards from [Caring for Our Children](#). This scorecard measures state support of those standards in four areas: healthy infant feeding, nutrition, physical activity, and screen time limits. CDC calculates scores with publicly available data from the National Resource Center for Health and Safety in Child Care & Early Education.



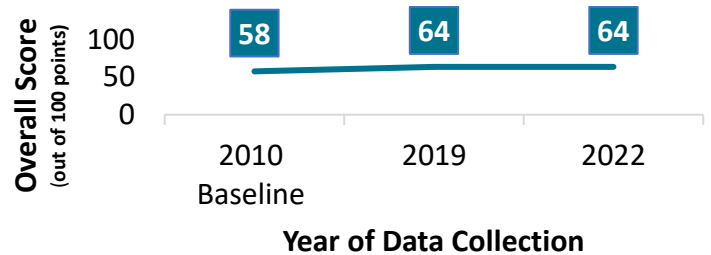
Results You Can Use

What % of 47 high-impact obesity prevention standards are supported in West Virginia's licensing regulations for child care centers over time?



65 National Average Score*

64 West Virginia's Overall Score*



* To learn more about the methodology for your state's overall score and subdomains (each scored out of a possible 100 points), you can visit: <https://www.cdc.gov/obesity/strategies/early-care-education/state-licensing-scorecards.html>

2022 ECE Licensing Subdomain Scores

	WEST VIRGINIA	NATIONAL AVERAGE
Healthy Infant Feeding		
Breastfeeding Support (1 Standard)	30	72
Infant Feeding Practices (10 Standards)	58	72
Nutrition		
Nutrition Standards (15 Standards)	63	69
Healthy Mealtime Practices (6 Standards)	83	61
Physical Activity (11 Standards)	66	59
Screen Time Limits (4 Standards)	50	53

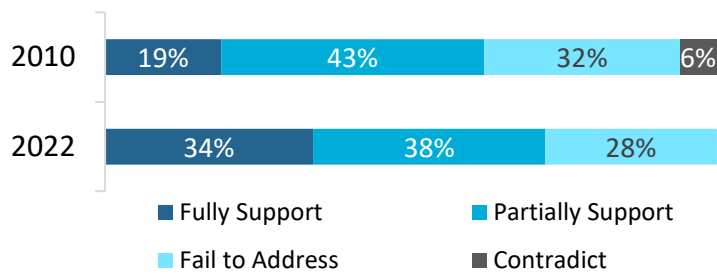
To learn more about West Virginia's center-based licensing regulations related to infant feeding, nutrition, physical activity, and screen time, view [the 2022 Achieving a State of a Healthy Weight Report](#).

Child care is an important setting for learning healthy habits early in life. Early care & education (ECE) licensing regulations can encourage practices that support healthy eating and physical activity. Leading health organizations support 47 science-based, high-impact obesity prevention standards from [Caring for Our Children](#). This scorecard measures state support of those standards in four areas: healthy infant feeding, nutrition, physical activity, and screen time limits. CDC calculates scores with publicly available data from the National Resource Center for Health and Safety in Child Care & Early Education.



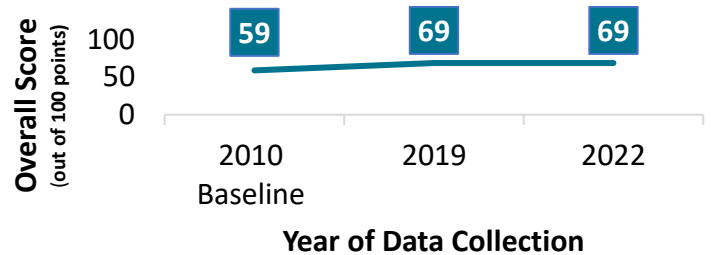
Results You Can Use

What % of 47 high-impact obesity prevention standards are supported in Wisconsin's licensing regulations for child care centers over time?



65 National Average Score*

69 Wisconsin's Overall Score*



* To learn more about the methodology for your state's overall score and subdomains (each scored out of a possible 100 points), you can visit: <https://www.cdc.gov/obesity/strategies/early-care-education/state-licensing-scorecards.html>

2022 ECE Licensing Subdomain Scores

	WISCONSIN	NATIONAL AVERAGE
Healthy Infant Feeding		
Breastfeeding Support (1 Standard)	70	72
Infant Feeding Practices (10 Standards)	84	72
Nutrition		
Nutrition Standards (15 Standards)	77	69
Healthy Mealtime Practices (6 Standards)	62	61
Physical Activity (11 Standards)	64	59
Screen Time Limits (4 Standards)	30	53

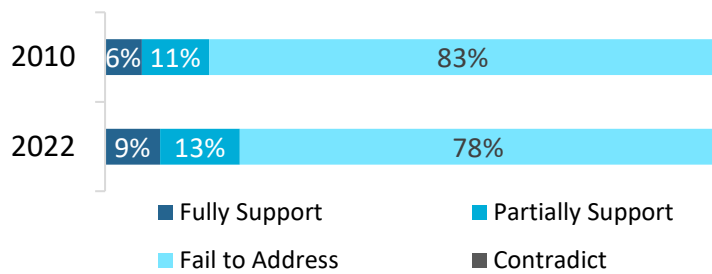
To learn more about Wisconsin's center-based licensing regulations related to infant feeding, nutrition, physical activity, and screen time, view [the 2022 Achieving a State of a Healthy Weight Report](#).

Child care is an important setting for learning healthy habits early in life. Early care & education (ECE) licensing regulations can encourage practices that support healthy eating and physical activity. Leading health organizations support 47 science-based, high-impact obesity prevention standards from [Caring for Our Children](#). This scorecard measures state support of those standards in four areas: healthy infant feeding, nutrition, physical activity, and screen time limits. CDC calculates scores with publicly available data from the National Resource Center for Health and Safety in Child Care & Early Education.



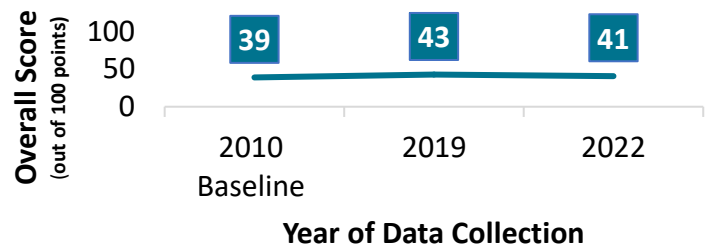
Results You Can Use

What % of 47 high-impact obesity prevention standards are supported in Wyoming's licensing regulations for child care centers over time?



65 National Average Score*

41 Wyoming's Overall Score*



* To learn more about the methodology for your state's overall score and subdomains (each scored out of a possible 100 points), you can visit: <https://www.cdc.gov/obesity/strategies/early-care-education/state-licensing-scorecards.html>

2022 ECE Licensing Subdomain Scores

	WYOMING	NATIONAL AVERAGE
Healthy Infant Feeding		
Breastfeeding Support (1 Standard)	70	72
Infant Feeding Practices (10 Standards)	41	72
Nutrition		
Nutrition Standards (15 Standards)	30	69
Healthy Mealtime Practices (6 Standards)	55	61
Physical Activity (11 Standards)	50	59
Screen Time Limits (4 Standards)	30	53

To learn more about Wyoming's center-based licensing regulations related to infant feeding, nutrition, physical activity, and screen time, view [the 2022 Achieving a State of a Healthy Weight Report](#).