



NHSN

LONG-TERM CARE FACILITY COMPONENT

SEPTEMBER 2025 NEWSLETTER

EXCITING NEWS!

We are excited to bring back the Long-Term Care Newsletter! This important resource is here to help Long-Term Care Facilities (LTCFs) stay informed, connected, and empowered in their mission to provide safe, high-quality care.

In this updated edition, we focus on practical tips, updates, and best practices for using the National Healthcare Safety Network (NHSN) application. NHSN is the most widely used system for tracking healthcare-associated infections (HAIs) in the country. It helps LTCFs find areas for improvement and measure their progress in preventing infection.

Through this newsletter, we aim to support your facility in maintaining the highest standards of care. Whether you're new to NHSN reporting or have been using it for years, each issue will include valuable content tailored to the needs of long-term care providers. We will provide relevant and actionable information, highlight best practices for reporting, and clarify updates to NHSN protocols. Our goal is to help you deliver the best care possible and protect the health and safety of your residents.

We look forward to sharing valuable information with you every quarter. Together, we can foster a community dedicated to supporting your efforts to enhance safety and care for your residents.

Inside This Issue

Introduction	1
The 2024 Annual Facility Survey...	2
2025 LTCF Component Updates....	3
RPV Nursing Home Dashboard.....	4
Pathogen Reporting Guidance...	5-6
Resources	7
We'd Love to Hear From You	8



HAVE YOU COMPLETED THE 2024 NHSN ANNUAL FACILITY SURVEY?

The deadline for submitting the 2024 Annual Facility Survey was **March 1, 2025**. After this date, LTCFs that participate in the Healthcare Associated Infection (HAI) modules, will not be able to submit monthly reporting plans and event data to NHSN until the survey is submitted.

As a reminder, the survey must be submitted electronically in the NHSN application. **Do not email the paper form to NHSN.** The printable form is only provided to users as a tool for collecting the required information. If you have not submitted your survey, **please do so now.**

For additional information, a guidance document with instructions for completing the annual survey can be found [here](#) on the NHSN webpage.



Form Approved
OMB No. 0920-0666
Exp. Date: 12/31/27
www.cdc.gov/nhsn

Long Term Care Facility Component—Annual Facility Survey

Page 1 of 6

Instructions for this form can be accessed: https://www.cdc.gov/nhsn/forms/instr/57.137-toi-annual-facility-survey.pdf	
*Required for saving	Tracking #:
Facility ID:	*Survey Year:
*National Provider ID:	State Provider #:
Facility Characteristics	
*Ownership (check one):	
<input type="checkbox"/> For profit <input type="checkbox"/> Not for profit, including church <input type="checkbox"/> Government (not VA) <input type="checkbox"/> Veterans Affairs	
*Certification (check one):	
<input type="checkbox"/> Dual Medicare/Medicaid <input type="checkbox"/> Medicare only <input type="checkbox"/> Medicaid only <input type="checkbox"/> State only	
*Affiliation (check one):	
<input type="checkbox"/> Independent, free-standing <input type="checkbox"/> Independent, continuing care retirement community <input type="checkbox"/> Multi-facility organization (chain) <input type="checkbox"/> Hospital system, attached <input type="checkbox"/> Hospital system, free-standing	
<i>In the previous calendar year:</i>	
*Average daily census: _____	
*Total number of short-stay residents: _____	Average length of stay for short-stay residents: _____
*Total number of long-stay residents: _____	Average length of stay for long-stay residents: _____
*Total number of new admissions: _____	
*Number of Beds: _____	*Number of Pediatric Beds (age <21): _____
*Indicate which of the following primary service types are provided by your facility. On the day of this survey, indicate the number of residents receiving those services (list only one service type per resident, i.e. total should sum to resident census on day of survey completion):	
Primary Service Type	Service provided? Number of residents
a. Long-term general nursing:	<input type="checkbox"/> _____

If users need further assistance, please contact [NHSN-ServiceNow portal](#) and include “2024 LTCF Annual Facility Survey” in the subject line. You can also log into SAMS and locate the [NHSN-ServiceNow](#) link at the bottom of the SAMS home page.

THE SCOOP ON LTCF REPORTING!

Respiratory Pathogens Reporting Requirement Changes for Residents

Beginning January 1, 2025, facilities are **required** to report COVID-19, influenza, and RSV data weekly for residents. Facilities report data on vaccination status, cases (overall and by vaccination status), and hospitalizations with confirmed cases (overall and by vaccination status).

Facilities can report these data in the Respiratory Pathogens and Vaccination (RPV) Module of the NHSN LTCF Component. To locate this module in the NHSN application, select “RPV Summary” or “Respiratory Pathogens and Vaccination” on the blue navigation bar and then “RPV Residents” on the pop out menu. All required resident RPV data are reported through this module as it consolidates all data elements on one form!

COVID-19 Vaccination Reporting Requirement Changes for Healthcare Personnel (HCP)

Beginning January 1, 2025, facilities are **no longer required** to report COVID-19 vaccination data for HCP **every week**.

LTCFs are still required to report HCP COVID-19 vaccination data for one week per month, due on a quarterly basis, as part of a CMS Quality Reporting Program.

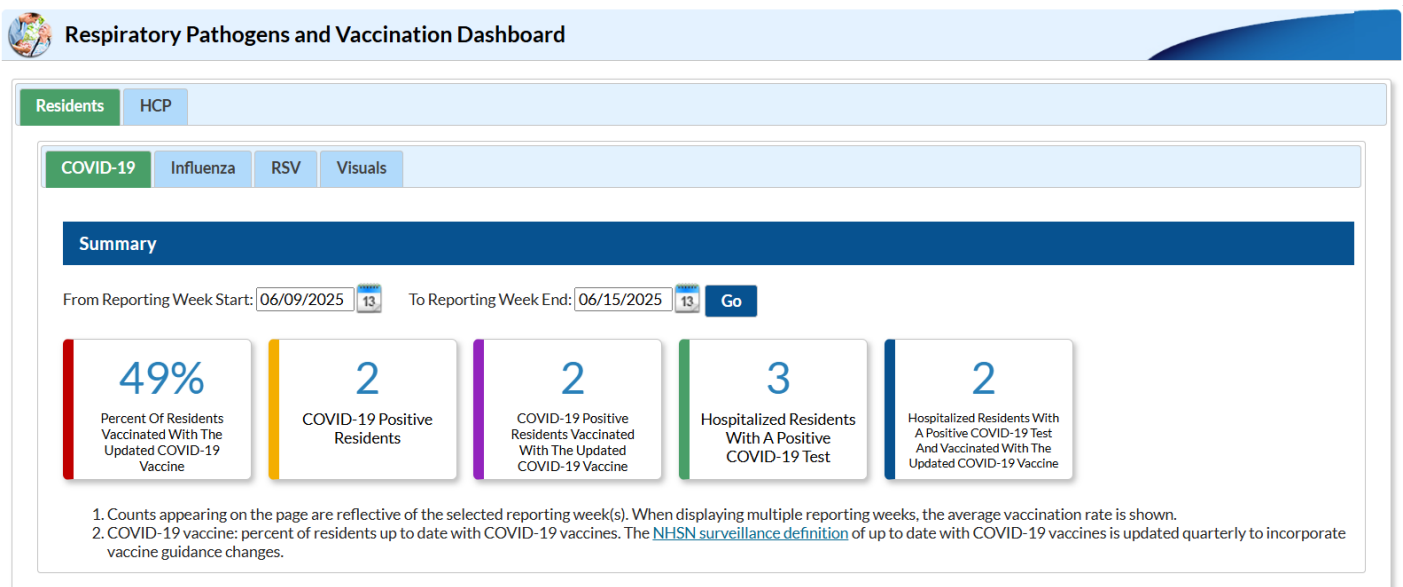
Please note that the week-end date determines for which month a week is included. For example, reporting data for the week of January 27, 2025 through February 2, 2025, counts as submitting data for a week in February.

NEW RESPIRATORY PATHOGENS AND VACCINATION DASHBOARD!

NHSN has created a Respiratory Pathogens and Vaccination (RPV) dashboard that is accessible to users upon login. This dashboard is a visual tool for conveniently displaying data for your review and use.

The dashboard features a tab for “Residents” and “Healthcare Personnel (HCP)” and presents data based on the selected time period. The Resident tab includes sections for each respiratory pathogen (COVID-19, Influenza, RSV) along with visual representations. The HCP tab provides data only for COVID-19. You can view the reported data in the RPV Module as percentages or counts, depending on the data element.

To access the dashboard, log in to NHSN and select “Respiratory Pathogens and Vaccination” from blue navigation panel, then select “dashboard” or select “Dashboard” from the blue navigation panel, then select “Respiratory Pathogens and Vaccination Dashboard”. Below is an example of the Resident tab for COVID-19 (please note that the data shown are fictitious and used only for training and educational purposes).



NURSING HOME DATA DASHBOARD

Check out this public dashboard to view national and state-level data reported to the Respiratory Pathogens and Vaccination Module of the NHSN LTC Component!

Nursing homes report data on COVID-19, influenza, and respiratory syncytial virus (RSV) to the CDC’s National Healthcare Safety Network (NHSN) every week. This data includes information on vaccinations, cases, and hospitalizations among residents. Nursing homes also report COVID-19 vaccination data for healthcare personnel (HCP) to NHSN on a monthly basis.

This public dashboard displays data for residents and HCP in CMS-certified nursing homes. You can view each graph at the national level or break it down by state, and the accompanying data tables can be downloaded in .CSV format [Nursing Homes Data Dashboard | NHSN | CDC](#).

PATHOGEN REPORTING GUIDANCE

The purpose of this guidance document is to assist long-term care facilities (LTCFs) with pathogen reporting for Urinary Tract Infection (UTI) events in the CDC's National Healthcare Safety Network (NHSN) LTCF Component. LTCFs eligible to report UTI event data in the long-term care component include skilled nursing facilities/nursing homes, Intermediate Care Facilities for Individuals with Intellectual Disabilities, psychiatric residential treatment facilities, and state veterans' homes.

Code	Short name Description	Full Description name
CNS	*staph	Staphylococcus, coagulase negative - CNS
ENTFM	*enteroc	Enterococcus faecium - ENTFM
ENTFS	*enteroc	Enterococcus faecalis - ENTFS
ENTSP	*enteroc	Enterococcus - ENTSP
SA	*staph	Staphylococcus aureus - SA

Gram-positive Organisms

Code	Short name Description	Full Description name
PM	*prot	Proteus mirabilis - PM
ACS	*acin	Acinetobacter - ACS
EC	*es	Escherichia coli - EC
Depends on the species	*ent	Enterobacter (specify species)
PA	*pse	Pseudomonas aeruginosa - PA
KP	*kle	Klebsiella pneumoniae - KP
KO	*kle	Klebsiella oxytoca - KO
EA	*kle	Klebsiella aerogenes - EA

Gram-negative Organisms

***Short names provide the full list of pathogen species**

PATHOGEN REPORTING GUIDANCE....cont'd

Pathogens

Pathogen 1:

Pathogen 2:

Pathogen 3:

Code Name and Short Name can be typed in box to view pathogen list within the species

Pathogens

Pathogen 1:

Pathogen 2:

Pathogen 3:

Custom Fields

Comments

Code	Description
ABISP	Abiotrophia - ABISP
STRDF	Abiotrophia defectiva - STRDF
ACHOSP	Acholeplasma - ACHOSP
ACHOLAID	Acholeplasma laidlawii - ACHOLAID
ACHOOCUL	Acholeplasma oculi - ACHOOCUL
ACHSP	Achromobacter - ACHSP
ACHDENI	Achromobacter denitrificans - ACHDENI
ACHPIEC	Achromobacter piechaudii - ACHPIEC
ACHRUHL	Achromobacter ruhlandii - ACHRUHL
ALCXYL	Achromobacter xylosoxidans - ALCXYL

Page 1 of 182 View 1 - 10 of 1,814

After selecting the pathogen(s), a drop-down screen will display all possible antimicrobials.

- Each field with a red asterisk must be completed.

Pathogens

Pathogen 1: Escherichia coli - EC

Result Codes

S = Susceptible
I = Intermediate
R = Resistant
NS = Non-susceptible
S-DD = Susceptible-dose dependent
N = Not tested

GENTHL results:
S = Susceptible/Synergistic and
R = Resistant/Not Synergistic

* AMK O S R O I N	* AMP O S R O I N	* AMPSUL O S R O I N	* AMXCLV O S R O I N
* CIPRO O S R O I N	* LEVO O S R O I N	* MOXI O S R O I N	* COL O I R O N
* NITRO O S R O I N	* PIPTAZ O S R O I N	* TIG O S R O I N	* TMZ O S R O I N

Drug Codes:			
AMK = amikacin	CEFTAR = ceftaroline	GENTHL = gentamicin –high level test	PB = polymyxin B
AMP = ampicillin	CEFTAVI = ceftazidime/avibactam	IMI = imipenem	PIPTAZ = piperacillin/tazobactam
AMPSUL = ampicillin/sulbactam	CEFTOTAZ = ceftolozane/tazobactam	IMIREL = imipenem/relebactam	RIF = rifampin
AMXCLV = amoxicillin/clavulanic acid	CEFTRX = ceftriaxone	LEVO = levofloxacin	TETRA = tetracycline
ANID = anidulafungin	CIPRO = ciprofloxacin	LNZ = linezolid	TIG = tigecycline
AZT = aztreonam	CLIND = clindamycin	MERO = meropenem	TMZ = trimethoprim/sulfamethoxazole
CASPO = caspofungin	COL = colistin	MERVAB = meropenem/vaborbactam	TOBRA = tobramycin
CEFAZ = cefazolin	DAPTO = daptomycin	METH = methicillin	VANC = vancomycin
CEFEP = cefepime	DORI = doripenem	MICA = micafungin	VORI = voriconazole
CEFIX = cefixime	DOXY = doxycycline	MINO = minocycline	
CEFOT = cefotaxime	ERTA = ertapenem	MOXI = moxifloxacin	
CEFOX = ceftaxitin	FLUCO = fluconazole	NIT = nitrofurantoin	
CEFTAZ = ceftazidime	GENT = gentamicin	OX = oxacillin	

RESOURCES

CDC's website is being modified to comply with President Trump's Executive Orders.

Long-term Care Facilities (LTCF) Component

[Print](#)

Use the Long Term Care Facility (LTCF) Component to track infections and prevention process measures, systematically, to identify problems, improve care, and determine progress toward national healthcare-associated infection goals.


Get an **inside look of NHSN** and how it plays a vital role to all long-term care facilities, the different reporting modules, and why enrolling your facility will help reduce the spread of infections.

Facilities Reporting in LTCF

skilled nursing, chronic care, and
Facilities for individuals with
ity (ICF/ID).

term acute care hospitals must use the
ACH Facilities.


New Users

[Guidance for Adding New Users](#) 
[PDF – 392 KB]

[LTCF Reporting Guidance](#)  [PDF – 134 KB]

 [Introduction to LTCF Component \[Video – 2 min\]](#)

 [LTCF Training](#)

 [Educational Roadmap](#)



LTCF Guidance Documents



[LTCF Guidance Documents](#) 

Need help with reporting?

Explore our **guidance documents**.

LTCF Manual & FAQs

 [LTCF Frequently Asked Questions](#) 
[PDF – 1 MB]

 [2025 Long-term Care Facility Manual](#) 
[PDF – 3 MB]

LTCF Modules & Events

Access relevant training, protocols, data collection forms and supporting materials for each module.



COVID-19/Respiratory Pathogens Module

Information and resources for reporting into the NHSN LTCF COVID-19 Module



HCP and Resident COVID-19 Vaccination

Weekly COVID-19 Vaccination Reporting

MDRO & CDI Events

Multidrug-Resistant Organism & *C. difficile*
Infections

Prevention Process Measures

Hand Hygiene, Gown and Glove Use Adherence

Urinary Tract Infections

Healthcare-Associated Infections

HCP and Resident Flu Vaccination


Weekly Flu Vaccination Reporting


Find the updated **2025 LTCF
Component Manual**

Annual Survey & Monthly Reporting

[Annual Facility Survey form \(57.137\)](#) 
[PDF – 120 KB]

◦ [Table of Instructions](#)  [PDF – 150 KB]

[Monthly Reporting Plan form \(57.141\)](#) 
[PDF – 80 KB]

◦ [Table of Instructions](#)  [PDF – 100 KB]

Resources



[Data Validation Guidance](#)



[Newsletters & Archived
Communications](#)

Subscribe to NHSN Newsletter

 [Get Email Updates](#)



DO YOU HAVE QUESTIONS FOR NHSN?

Please use [NHSN-ServiceNow](#) portal to submit questions to the NHSN Help Desk. The information you provide through the [NHSN-ServiceNow Customer Service Portal](#) will be routed directly to the right Support Specialist or Subject Matter Expert so we can answer your questions faster. Users will be authenticated using CDC's Secure Access Management Services (SAMS), the same way you access NHSN. If you do not have a SAMS login, or are unable to access ServiceNow, you can still email the NHSN Help Desk at nhsn@cdc.gov.



WE'D LOVE TO HEAR FROM YOU...

Are there any topics you would like for us to address in the newsletter?

We can do more together! Help us create opportunities for learning and exchanging Best Practices. Submit your requests and comments to the NHSN –ServiceNow portal and include **"LTCF Newsletter Topics"** in the subject line of the email.



QUESTIONS ABOUT NHSN?

Contact us at nhsn@cdc.gov with "LTCF Newsletter" in the subject line, and we will respond to your inquiry.