
Worldwide Effects of Coronavirus Disease Pandemic on Tuberculosis Services, January–April 2020

Giovanni Battista Migliori,¹ Pei Min Thong,¹ Onno Akkerman, Jan-Willem Alffenaar, Fernando Álvarez-Navascués, Mourtala Mohamed Assao-Neino, Pascale Valérie Bernard, Joshua Sorba Biala, François-Xavier Blanc, Elena M. Bogorodskaya, Sergey Borisov, Danilo Buonsenso, Marianne Calnan, Paola Francesca Castellotti, Rosella Centis, Jeremiah Muhwa Chakaya, Jin-Gun Cho, Luigi Ruffo Codecasa, Lia D'Ambrosio, Justin Denholm, Martin Enwerem, Maurizio Ferrarese, Tatiana Galvão, Marta García-Clemente, José-María García-García, Gina Gualano, José Antonio Gullón-Blanco, Sandra Inwentarz, Giuseppe Ippolito, Heinke Kunst, Andrei Maryandyshev, Mario Melazzini, Fernanda Carvalho de Queiroz Mello, Marcela Muñoz-Torrico, Patrick Bung Njungfiyini, Domingo Juan Palmero, Fabrizio Palmieri, Pavilio Piccioni, Alberto Piubello, Adrian Rendon, Josefina Sabriá, Matteo Saporiti, Paola Scognamiglio, Samridhi Sharma, Denise Rossato Silva, Mahamadou Bassirou Souleymane, Antonio Spanevello, Eva Tabernerero, Marina Tadolini, Michel Eke Tchangou, Alice Boi Yatta Thornton, Simon Tiberi, Zarir F. Udawadia, Giovanni Sotgiu, Catherine Wei Min Ong,² Delia Goletti²

Author affiliations: Istituti Clinici Scientifici Maugeri IRCCS, Tradate, Italy (G.B. Migliori, R. Centis, A. Spanevello); Yong Loo Lin School of Medicine, National University of Singapore, Singapore (P.M. Thong, C.W.M. Ong); University of Groningen, Groningen, the Netherlands (O. Akkerman); The University of Sydney, Sydney, New South Wales, Australia (J.-W. Alffenaar, J.-G. Cho); Westmead Hospital, Sydney (J.-W. Alffenaar, J.-G. Cho); Hospital Universitario San Agustín, Avilés, Spain (F. Álvarez-Navascués, J.A. Gullón-Blanco); National Tuberculosis Programme, Niamey, Niger (M.M. Assao-Neino); Centre Hospitalier Universitaire, Nantes, France (P.V. Bernard, F.-X. Blanc); Community Health Centre, Tombo, Sierra Leone (J.S. Biala); Moscow Research and Clinical Center for TB Control, Moscow, Russia (E.M. Bogorodskaya, S. Borisov); Fondazione Policlinico Universitario A. Gemelli IRCCS, Rome, Italy (D. Buonsenso); University Research Co. LLC, Manila, the Philippines (M. Calnan); Niguarda Hospital, Milan, Italy (P.F. Castellotti, L.R. Codecasa, M. Ferrarese, M. Saporiti); Kenyatta University, Nairobi, Kenya (J.M. Chakaya); Liverpool School of Tropical Medicine, Liverpool, UK (J.M. Chakaya); Parramatta Chest Clinic, Parramatta, New South Wales, Australia (J.-G. Cho); Public Health Consulting Group, Lugano, Switzerland (L. D'Ambrosio); Melbourne Health Victorian Tuberculosis Program, Melbourne, Victoria, Australia (J. Denholm); University of Melbourne, Melbourne (J. Denholm); Amity Health Consortium, Johannesburg, South Africa (M. Enwerem); Universidade Federal da Bahia, Salvador, Brazil (T. Galvão); Hospital Universitario Central de Asturias, Oviedo, Spain (M. García-Clemente); Tuberculosis Research Programme SEPAR, Barcelona, Spain (J.-M. García-García); National Institute for Infectious Diseases 'L. Spallanzani' IRCCS, Rome (G. Gualano, G. Ippolito, F. Palmieri,

P. Scognamiglio, D. Goletti); Instituto Vaccarezza, Buenos Aires, Argentina (S. Inwentarz, D.J. Palmero); Royal London Hospital of Barts Health National Health Service Trust, London, UK (H. Kunst, S. Tiberi); Queen Mary University, London (H. Kunst, S. Tiberi); Northern State Medical University, Arkhangelsk, Russian Federation (A. Maryandyshev); Istituti Clinici Scientifici Maugeri IRCCS, Pavia, Italy (M. Melazzini); Instituto de Doenças do Tórax, Universidade Federal do Rio de Janeiro, Rio de Janeiro, Brazil (F.C.Q. Mello); Instituto Nacional De Enfermedades Respiratorias Ismael Cosío Villegas, Mexico City, Mexico (M. Muñoz-Torrico); Community Health Center, Hastings, Sierra Leone (P.B. Njungfiyini; M.E. Tchangou); Amedeo di Savoia Hospital, Turin, Italy (P. Piccioni); Damien Foundation, Niamey, Niger (A. Piubello, M.B. Souleymane); University Hospital of Monterrey (Universidad Autónoma de Nuevo Leon), Monterrey, Mexico (A. Rendon); Hospital Transversal Moises Broggi-HGH, Barcelona (J. Sabriá); P.D. Hinduja National Hospital and Medical Research Centre, Mumbai, India (S. Sharma, Z.F. Udawadia); Universidade Federal do Rio Grande do Sul (UFRGS), Porto Alegre, Brazil (D.R. Silva); University of Insubria, Varese-Como, Italy (A. Spanevello); Hospital de Cruces, Vizcaya, Spain (E. Tabernerero); Unit of Infectious Diseases Alma Mater Studiorum University of Bologna, Bologna, Italy (M. Tadolini); Saint John of God Catholic Hospital, Mabesseneh Lunsar, Sierra Leone (A.B.Y. Thornton); University of Sassari, Sassari, Italy (G. Sotgiu); National University of Singapore, Singapore (C.W.M. Ong)

DOI: <https://doi.org/10.3201/eid2611.203163>

¹These first authors contributed equally to this article.

²These senior authors contributed equally to this article.

Coronavirus disease has disrupted tuberculosis services globally. Data from 33 centers in 16 countries on 5 continents showed that attendance at tuberculosis centers was lower during the first 4 months of the pandemic in 2020 than for the same period in 2019. Resources are needed to ensure tuberculosis care continuity during the pandemic.

The coronavirus disease (COVID-19) pandemic has affected clinical management of tuberculosis (TB) and TB-related services (1,2). Reports of the first cohorts of patients with COVID-19 and TB have been recently published (3,4), although it may be difficult to distinguish which infection occurred first (5). The effects of COVID-19 on TB diagnostic and programmatic activities are similar (1). Almost every country has national TB programs in place, whereas national programs for COVID-19 are urgently needed (1,2).

The effect of COVID-19 on TB services is estimated to be dramatic, especially in countries where healthcare staff involved in TB management have been reassigned to the COVID-19 emergency. However, apart from local studies (6), a comprehensive, multinational description is needed.

The Global Tuberculosis Network, which conducted this study, collaborates with TB centers from 41 countries (3,4,6,7). We studied patient attendance at TB centers in 16 countries and compared the volume of TB-related healthcare activities in the first 4 months of the COVID-19 pandemic, January–April 2020, with that for the same period in 2019.

The Study

We invited 37 TB centers to participate in the study and collected data from 33 centers located in 16 countries on 5 continents (Appendix Tables 1, 2, <https://wwwnc.cdc.gov/EID/article/26/11/20-3163-App1.pdf>). The participating centers received ethics clearance according to their respective center regulations (7,8). Active TB disease and latent TB infection (LTBI) were defined according to international guidelines (9,10). We recorded numbers of patients with active TB discharged from inpatient care, patients with newly diagnosed cases of active TB, patients with active TB visiting outpatient settings, and new and total outpatient visits for LTBI. We defined use of telehealth services as implementation of directly observed therapy during face-to-face virtual teleconsultations, which were considered to be equivalent to outpatient visits and were counted as such. We did not consider patient contact by telephone and emails to be telehealth. Home visits were considered outpatient visits. We also recorded national lockdown dates. If a country

reported results from >1 center, we used the sum of the attendances to generate the graphs. Quantitative variables were summarized with absolute (percentage) frequencies.

Of the 16 countries studied, data were contributed by 4 TB centers each in Italy, Russia, Spain, and Brazil; 3 each in Sierra Leone and Niger; 2 in Mexico; and 1 each in 9 other countries (Appendix Tables 1, 2). Lockdowns were imposed in all countries (Appendix Figures 1, 2). The earliest lockdown start date was February 1, 2020 (Australia); the latest was April 7, 2020 (Singapore). By the end of data collection (April 30), none of the 16 countries had reduced lockdown severity.

Data on new active TB cases were available from 32 of the 33 TB centers. Except for 5 centers (Sydney, New South Wales, Australia; San Fernando, the Philippines; Turin, Italy; Asturias, Spain; and London, UK), which each reported stable numbers or moderate increases, new active TB cases decreased in 27 (84%) of the 32 TB centers in the first 4 months of 2020 relative to the same period in 2019 (Appendix Figure 1).

Information about total outpatient TB visits was available for 29 centers but not from Groningen, the Netherlands; Mexico City, Mexico; Porto Alegre, Brazil, and Nairobi, Kenya. A total of 22 (75%) of 29 TB centers from 14 countries registered decreased outpatient visits during the lockdowns.

Active TB-associated hospital discharges differed in 2020 from 2019. Although data were not available for a few centers (Buenos Aires, Argentina; Nairobi; and the 3 centers in Niger), data for San Fernando, Singapore; Mexico City, Groningen, and London indicated minimal or no increase. Active TB-associated hospital discharges for the remaining 23 (82%) of 28 TB centers were lower during the first 4 months of 2020.

Data for LTBI outpatient visits were available from 16 of the 33 TB centers; 13 (81%) recorded decreased total outpatient visits (all except Hastings, Sierra Leone; Alvorada, Brazil; and Barcelona, Spain) (Appendix Figure 2). Data for newly diagnosed LTBI were available from 19 of the 33 TB centers. New LTBI outpatient visits at 18 (95%) of 19 TB centers (all except Alvorada) were fewer during the lockdown period (Appendix Figure 2).

During the first 4 months of 2020, telehealth services were used by 7 (21%) of the 33 TB centers. The number of patients using telehealth services was reported by 4 centers: Sydney; Mumbai, India; London; and Arkhangelsk, Russia. Increased use of telehealth services correlated with lockdown implementation; most uses were recorded in April 2020 (Appendix Tables 1, 2).

Conclusions

For most TB centers during their respective national lockdowns in the first 4 months of 2020, we found reductions in TB-related hospital discharges, newly diagnosed cases of active TB, total active TB outpatient visits, and new LTBI and LTBI outpatient visits. These results may be explained by a general decrease in the use of health services, including emergency services (11). Resources for TB service provision were reassigned to other medical services. Outpatient visit numbers may have decreased because of patients' fear of exposure to severe acute respiratory syndrome coronavirus 2 (12). Access to medical services may have decreased because of interruptions in or difficulty accessing public transportation, although health-related travel was permitted in most countries. In some TB centers (e.g., Mexico City), the hospital patient intake system was modified to support COVID-19 admissions, thus severely hindering TB services. In some centers, screening for LTBI was considered a lower priority than screening for active TB or COVID-19. Because of lockdowns, reactivation of active TB in persons with LTBI who did not receive preventive therapy may be expected, such as in contacts recently exposed to TB or in those who are immunocompromised (13,14). In England, compared with 2019, TB notifications decreased by 16.5% during April and by 37.3% during May 2020; the LTBI program was paused in response to COVID-19 on March 26 (15).

Lockdowns have favored the increased use of telemedicine. Telehealth is a new service offered by TB programs. In TB centers surveyed in Australia, Russia, India, and the United Kingdom, telehealth service use increased in the first 4 months of 2020.

Although our study cannot comprehensively describe all features of TB management, we found that the COVID-19 pandemic had a substantial impact on TB services worldwide. The main strength of our study is the global coverage from 33 TB centers from 16 countries on 5 continents. Limitations include lack of data from some countries. In 9 of the 16 countries, data were limited to reports from only 1 TB center, which may not have fully represented that nation's TB healthcare activities. In addition, some TB centers were located in countries with low TB incidence (e.g., Italy). The description of the changes in the TB burden over a few months did not allow for appropriate statistical inferences in these countries with low TB incidence. More information about the medium- and long-term effects of the COVID-19 pandemic on TB services after a specified time from the diagnosis of the first COVID-19 patient in each country is needed.

The COVID-19 pandemic seems to have affected TB services in all 16 countries that provided data.

At select TB centers, increased use of telehealth services during the pandemic was recorded. Resources urgently need to be channeled to ensure that TB care continues efficiently despite the ongoing COVID-19 pandemic.

Acknowledgments

We express our gratitude to Tauhidul Islam, Thomas Hiatt, and Rajendra Yadav for their critical input and to Pascale Bémer, Julie Coutherut, Emmanuel Eschapaspe, Aurélie Guillouzuic, Carole Hervé, Maeva Lefebvre, Chan Nghou, and Roberta Marques Aguiar for supporting the data.

D.G. is a professor at UNICAMILLUS International University of Health and Medical Sciences in Rome. C.W.M.O. is funded by the Singapore National Medical Research Council (NMRC/TA/0042/2015, CSAINV17nov014) iHealthtech in National University of Singapore, and the National University Health System (NUHS/RO/2017/092/SU/01, CFGFY18P11, NUHSRO/2020/042/RO5+5/ad-hoc/1) in Singapore and is a recipient of the Young Investigator Award, Institut Mérieux, Lyon, France. D.B. received a grant from Cassa Galeno 2019 to develop a research network in Sierra Leone.

The article is part of the activities of the Global Tuberculosis Network of the European Tuberculosis Research Initiative, supported by the World Health Organization Regional Office for Europe and the World Health Organization Collaborating Centre for Tuberculosis and Lung Diseases, Tradate, Italy (ITA-80, 2017-2020-GBM/RC/LDA). Part of the work was supported by Ricerca Corrente (Linea 1 and Linea 4; GR-2018-12367178, GR-2016-02364014) from Italia Ministry of Health.

About the Author

Prof. Migliori is director of the World Health Organization Collaborating Centre for Tuberculosis and Lung diseases at Istituti Clinici Scientifici Maugeri, Tradate, Italy, and chair of the Global Tuberculosis Network. Primary research interests are prevention, diagnosis, treatment, and rehabilitation of TB, including its relationship with COVID-19.

References

1. Dara M, Sotgiu G, Reichler MR, Chiang CY, Chee CBE, Migliori GB. New diseases and old threats: lessons from tuberculosis for the COVID-19 response. *Int J Tuberc Lung Dis*. 2020;24:544-5. <https://doi.org/10.5588/ijtld.20.0151>
2. Alagna R, Besozzi G, Codecasa LR, Gori A, Migliori GB, Raviglione M, et al. Celebrating World Tuberculosis Day at the time of COVID-19. *Eur Respir J*. 2020;55:2000650. <https://doi.org/10.1183/13993003.00650-2020>
3. Motta I, Centis R, D'Ambrosio L, García-García JM, Goletti D, Gualano G, et al. Tuberculosis, COVID-19 and migrants: preliminary analysis of deaths occurring in 69

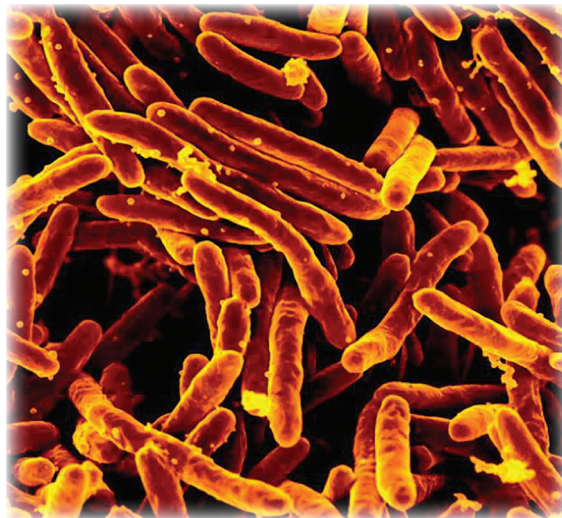
- patients from two cohorts. *Pulmonology*. 2020;26:233–40. <https://doi.org/10.1016/j.pulmoe.2020.05.002>
4. Tadolini M, Codecasa LR, García-García JM, Blanc FX, Borisov S, Alffenaar JW, et al. Active tuberculosis, sequelae and COVID-19 co-infection: first cohort of 49 cases. *Eur Respir J*. 2020;56:2001398. <https://doi.org/10.1183/13993003.01398-2020>
 5. Tadolini M, Garcia-Garcia JM, Blanc FX, Borisov S, Goletti D, Motta I, et al. On tuberculosis and COVID-19 co-infection [cited 2020 Aug 13]. <https://erj.ersjournals.com/content/early/2020/06/18/13993003.02328-2020>
 6. Buonsenso D, Iodice F, Sorba Biala J, Goletti D. COVID-19 effects on tuberculosis care in Sierra Leone. *Pulmonology* [cited 2020 Aug 13]. <https://www.journalpulmonology.org/en-covid-19-effects-on-tuberculosis-care-avance-S2531043720301306>
 7. Borisov S, Danila E, Maryandyshev A, Dalcolmo M, Miliauskas S, Kuksa L, et al. Surveillance of adverse events in the treatment of drug-resistant tuberculosis: first global report. *Eur Respir J*. 2019;54:1901522. <https://doi.org/10.1183/13993003.01522-2019>
 8. Akkerman O, Aleksa A, Alffenaar JW, Al-Marzouqi NH, Arias-Guillén M, Belilovskij E, et al.; members of the International Study Group on new anti-tuberculosis drugs and adverse events monitoring. Surveillance of adverse events in the treatment of drug-resistant tuberculosis: A global feasibility study. *Int J Infect Dis*. 2019;83:72–6. <https://doi.org/10.1016/j.ijid.2019.03.036>
 9. Migliori GB, Sotgiu G, Rosales-Klintz S, Centis R, D'Ambrosio L, Abubakar I, et al. ERS/ECDC Statement: European Union standards for tuberculosis care, 2017 update. *Eur Respir J*. 2018;51:1702678. <https://doi.org/10.1183/13993003.02678-2017>
 10. Getahun H, Matteelli A, Abubakar I, Aziz MA, Baddeley A, Barreira D, et al. Management of latent *Mycobacterium tuberculosis* infection: WHO guidelines for low tuberculosis burden countries. *Eur Respir J*. 2015;46:1563–76. <https://doi.org/10.1183/13993003.01245-2015>
 11. Lange SJ, Ritchey MD, Goodman AB, Dias T, Twentyman E, Fuld J, et al. Potential indirect effects of the COVID-19 pandemic on use of emergency departments for acute life-threatening conditions – United States, January–May 2020. *MMWR Morb Mortal Wkly Rep*. 2020;69:795–800. <https://doi.org/10.15585/mmwr.mm6925e2>
 12. Min Ong CW, Migliori GB, Raviglione M, MacGregor-Skinner G, Sotgiu G, Alffenaar JW, et al. Epidemic and pandemic viral infections: impact on tuberculosis and the lung. A consensus by the World Association for Infectious Diseases and Immunological Disorders (Waidid), Global Tuberculosis Network (GTN) and members of ESCMID Study Group for Mycobacterial Infections (ESGMYC). *Eur Respir J*. 2020;2001727. <https://doi.org/10.1183/13993003.01727-2020>
 13. Esmail H, Cobelens F, Goletti D. Transcriptional biomarkers for predicting development of tuberculosis: progress and clinical considerations. *Eur Respir J*. 2020;55:1901957. <https://doi.org/10.1183/13993003.01957-2019>
 14. Goletti D, Petrone L, Ippolito G, Niccoli L, Nannini C, Cantini F. Preventive therapy for tuberculosis in rheumatological patients undergoing therapy with biological drugs. *Expert Rev Anti Infect Ther*. 2018;16:501–12. <https://doi.org/10.1080/14787210.2018.1483238>
 15. TB Surveillance in the COVID-19 epidemic: national monthly report (provisional data): 1 January 2019 to 31 May 2020 [cited 2020 Jul 23]. <https://www.gov.uk/government/statistics/tuberculosis-in-england-quarterly-reports>

Address for correspondence: Catherine Ong, National University of Singapore, Division of Infectious Diseases, Department of Medicine, Yong Loo Lin School of Medicine, 1E Kent Ridge Rd, 10th Fl Tower Block, Singapore 119228; email: catherine_wm_ong@nuhs.edu.sg

EID SPOTLIGHT TOPIC: Tuberculosis

World TB Day, falling on March 24th each year, is designed to build public awareness that tuberculosis today remains an epidemic in much of the world, causing the deaths of nearly one-and-a-half million people each year, mostly in developing countries. It commemorates the day in 1882 when Dr Robert Koch astounded the scientific community by announcing that he had discovered the cause of tuberculosis, the TB bacillus. At the time of Koch's announcement in Berlin, TB was raging through Europe and the Americas, causing the death of one out of every seven people. Koch's discovery opened the way towards diagnosing and curing TB.

Click on the link below to access *Emerging Infectious Diseases* articles and podcasts, and to learn more about the latest information and emerging trends in TB.



EMERGING INFECTIOUS DISEASES <http://wwwnc.cdc.gov/eid/page/world-tb-day>

Worldwide Effects of Coronavirus Disease Pandemic on Tuberculosis Services, January–April 2020

Appendix

Appendix Table 1. Patients with active tuberculosis (TB), active TB outpatient visits, use of telehealth for TB outpatient visits, and dates of lockdowns in participating countries, January-April, 2019, and January-April, 2020*

Country	TB center, City	Use of telehealth	Period	TB cases, Discharged Inpatients N.	New TB cases, outpatients N.	TB cases Outpatient visits (Telehealth numbers in brackets) N.	Lockdown and reopening dates
Asia Pacific							
Australia	Parramatta Chest Clinic, Sydney	Yes.	First 4 months 2019	29	35	1,550	Partial lockdown: February 1, 2020 Full lockdown start: March 20, 2020
			January	6	3	368	
			February	6	8	411	
			March	8	8	375	
			April	9	16	396	
			First 4 months 2020	23	52	1,892	
			January	10	8	490	
			February	2	16	571	
			March	4	6	484 (43)	
			April	7	22	230 (74)	
India	Hinduja Hospital & Research Center, Mumbai	Yes. Started on March 27, 2020	First 4 months 2019	46	NA	5,092	Lockdown start: March 24, 2020 (Ongoing)
			January	9	NA	1200	
			February	12	NA	1343	
			March	7	NA	1100	
			April	18	NA	1449	
			First 4 months 2020	17	NA	1,445	
			January	6	NA	508	
			February	4	NA	488	
			March	5	NA	254 (30)	
			April	2	NA	52 (113)	
Philippines	JBL memorial hospital, San Fernando	No [†]	First 4 months 2019	131	4	430	Lockdown start: March 9, 2020
			January	34	2	120	
			February	29	1	80	
			March	37	1	110	
			April	31	0	120	
			First 4 months 2020	123	14	143	
			January	36	4	43	
			February	14	3	27	
			March	33	5	62	
			April	40	2	11	
Singapore	National University Hospital, Singapore	Yes. Started in May 2020	First 4 months 2019	33	31	63	Lockdown start: April 7, 2020 Partial reopening: June 2, 2020
			January	11	10	17	
			February	9	5	13	
			March	5	7	19	
			April	8	9	14	
			First 4 months 2020	37	16	74	
			January	4	12	33	

Country	TB center, City	Use of telehealth	Period	TB cases,	New TB	TB cases	Lockdown and reopening dates
				Discharged Inpatients N.	cases, outpatients N.	Outpatient visits (Telehealth numbers in brackets) N.	
			February	5	1	17	
			March	16	2	16	
			April	12	1	8	
Europe							
France	Nantes University Hospital, Nantes	Yes. Started in April 2020 [‡]	First 4 months 2019	31	35	187	Lockdown start: March 17, 2020 Lockdown end: May 11, 2020
			January	12	8	52	
			February	3	3	51	
			March	4	13	32	
			April	12	11	52	
			First 4 months 2020	27	24	262	
			January	6	7	76	
			February	9	6	68	
			March	8	5	55	
			April	4	6	63	
Italy	National Institute for Infectious Diseases (INMI) 'L. Spallanzani' IRCCS, Rome	No. [†]	First 4 months 2019	82	113	725	Lockdown start: March 10, 2020 Partial reopening: May 4, 2020
			January	21	30	200	
			February	22	18	152	
			March	17	27	191	
			April	22	38	182	
			First 4 months 2020	69	81	468	
			January	19	24	183	
			February	27	27	191	
			March	20	24	62	
			April	3	6	32	
	Villa Marelli, Milano	No. [†]	First 4 months 2019	NA	80	757§	
			January	NA	24	188	
			February	NA	19	183	
			March	NA	21	196	
			April	NA	16	190	
			First 4 months 2020	NA	65	673§	
			January	NA	17	202	
			February	NA	13	165	
			March	NA	15	147	
			April	NA	20	159	
	Sant'Orsola-Malpighi Polyclinic, Bologna	No. [†]	First 4 months 2019	38	34	607§	
			January	6	9	152	
			February	9	5	157	
			March	9	9	164	
			April	14	11	134	
			First 4 months 2020	35	28	411§	
			January	9	10	156	
			February	10	7	148	
			March	12	6	47	
			April	4	5	60	
	Amedeo di Savoia Hospital, Turin	No.	First 4 months 2019	NA	39	438§	
			January	NA	12	120	
			February	NA	6	102	
			March	NA	11	100	
			April	NA	10	116	
			First 4 months 2020	NA	41	542§	
			January	NA	11	125	
			February	NA	10	118	
			March	NA	6	134	
			April	NA	14	165	

Country	TB center, City	Use of telehealth	Period	TB cases, Discharged Inpatients N.	New TB cases, outpatients N.	TB cases Outpatient visits (Telehealth numbers in brackets) N.	Lockdown and reopening dates
	Total number for all centers in the first 4 months of 2019			120	266	2,527	
	Total number for all centers in the first 4 months of 2020			104	215	2,094	
Netherlands	TB center Beatrixoord, UMCG, Haren/ Groningen	Yes.¶	First 4 months 2019	26	37	NA	Lockdown start: March 15, 2020 Partial reopening: June 1, 2020
			January	4	10	NA	
			February	11	6	NA	
			March	9	14	NA	
			April	2	7	NA	
			First 4 months 2020	30	20	NA	
			January	5	6	NA	
			February	9	6	NA	
			March	13	5	NA	
			April	3	3	NA	
Russia	Moscow City Research and Clinical Center for TB control, and 2 hospitals for TB patients, Moscow	No.	First 4 months 2019	3,251	976	298,387	Lockdown start: March 30, 2020 Partial reopening (Moscow): June 9, 2020 Partial reopening (Arkhangelsk): June 15, 2020
			January	706	233	69,158	
			February	878	264	75,278	
			March	882	245	75,330	
			April	785	234	78,621	
			First 4 months 2020	2,208	877	267,882#	
			January	566	180	69,346	
			February	667	274	84,213	
			March	604	170	71,225	
			April	371	253	43,098	
	Arkhangelsk Clinical Antituberculosis Dispensary, Arkhangelsk	Yes.	First 4 months 2019	183	83	2,557	
			January	47	22	565 (1)	
			February	44	21	670 (3)	
			March	51	16	688 (4)	
			April	41	24	620 (6)	
			First 4 months 2020	153	64	2,053	
			January	31	10	531 (4)	
			February	38	20	596 (5)	
			March	44	19	576 (5)	
			April	40	15	325 (11)	
	Total number for all centers in the first 4 months of 2019			3,434	1,059	300,944	
	Total number for all centers in the first 4 months of 2020			2,361	941	269,935	
Spain	Hospital Transversal Moises Broggi-HGH, Barcelona	No.	First 4 months 2019	12	21	67	Lockdown start: March 14, 2020 Partial reopening: May 2, 2020
			January	4	7	15	
			February	1	2	15	
			March	2	5	18	
			April	5	7	19	
			First 4 months 2020	7	12	74	
			January	0	1	21	
			February	4	5	21	
			March	2	3	20	
			April	1	3	12	
SESPA Hospital Universitario Central De Asturias (HUCA), Oviedo	No.	First 4 months 2019	10	15	55		
		January	3	3	9		
		February	3	5	11		
		March	2	3	16		
		April	2	4	19		
		First 4 months 2020	8	15	49		
		January	3	5	10		

Country	TB center, City	Use of telehealth	Period	TB cases, Discharged Inpatients N.	New TB cases, outpatients N.	TB cases Outpatient visits (Telehealth numbers in brackets) N.	Lockdown and reopening dates
			February	4	7	11	
			March	0	2	14	
			April	1	1	14	
	SESPA	No.	First 4 months 2019	3	6	9	
	Universitary Hospital San Agustín, Avilés		January	1	2	1	
			February	1	2	3	
			March	0	0	1	
			April	1	2	4	
			First 4 months 2020	2	4	12	
			January	1	1	2	
			February	1	2	7	
			March	0	1	1	
			April	0	0	2	
	Hospital de Cruces, Vizcaya	No.	First 4 months 2019	23	38	73	
			January	3	6	9	
			February	7	14	20	
			March	9	13	15	
			April	4	5	29	
			First 4 months 2020	11	24	71	
			January	1	4	27	
			February	4	9	29	
			March	3	6	9	
			April	3	5	6	
			Total number for all centers in the first 4 months of 2019	48	80	204	
			Total number for all centers in the first 4 months of 2020	28	55	206	
United Kingdom	Barts Health NHS trust, London**	Yes.	First 4 months 2019	28	80	179	Lockdown start: March 23, 2020
			January	7	23	36	
			February	11	20	67	
			March	5	21	40	
			April	5	16	36	
			First 4 months 2020	16	85	177	
			January	2	19	53	
			February	4	22	53	
			March	5	27	28 (17)	
			April	5	17	2 (24)	
North America	Instituto Nacional De Enfermedades Respiratorias Ismael Cosío Villegas, Mexico city	Yes.†	First 4 months 2019	NA	82	NA	Partial Lockdown: March 23, 2020 Full Lockdown start: March 30, 2020 Reopening: Jun 1, 2020
			January	NA	23	NA	
			February	NA	17	NA	
			March	NA	22	NA	
			April	NA	20	NA	
			First 4 months 2020	NA	45	NA	
			January	NA	14	NA	
			February	NA	15	NA	
			March	NA	16	NA	
			April	NA	0	NA	
	Hospital Universitario de Monterrey, Monterrey	No.	First 4 months 2019	25	76	583	Lockdown start: March 17, 2020
			January	10	11	170	
			February	5	13	155	
			March	5	24	144	
			April	5	28	114	
			First 4 months 2020	272	38	331	

Country	TB center, City	Use of telehealth	Period	TB cases, Discharged Inpatients N.	New TB cases, outpatients N.	TB cases Outpatient visits (Telehealth numbers in brackets) N.	Lockdown and reopening dates
			January	7	17	135	
			February	9	13	126	
			March	130	8	70	
			April	126	0	0	
			Total number for all centers in the first 4 months of 2019	25	158	583	
			Total number for all centers in the first 4 months of 2020	272	83	331	
South America							
Argentina	Instituto Vaccarezza, Buenos Aires ^{††}	No. †	First 4 months 2019	NA	78	1,182	Lockdown start: March 20, 2020
			January	NA	21	321	Reopen: May 8, 2020
			February	NA	21	267	
			March	NA	18	281	
			April	NA	18	313	
			First 4 months 2020	NA	76	1,136	
			January	NA	22	287	
			February	NA	24	273	
			March	NA	23	315	
			April	NA	7	261	
Brazil	Hospital de Clínicas de Porto Alegre, Porto Alegre, Rio Grande do Sul	No.	First 4 months 2019	99	68	NA	Lockdown start: March 17, 2020 (ongoing)
			January	33	27	NA	
			February	28	10	NA	
			March	13	8	NA	
			April	25	23	NA	
			First 4 months 2020	76	52	NA	
			January	24	14	NA	
			February	25	9	NA	
			March	15	19	NA	
			April	12	10	NA	
	Alvorada Tuberculosis Outpatient Clinic, Alvorada, Rio Grande do Sul ^{††}	No.	First 4 months 2019	NA	65	550	
			January	NA	24	135	
			February	NA	16	121	
			March	NA	13	143	
			April	NA	12	151	
			First 4 months 2020	NA	63	574	
			January	NA	25	144	
			February	NA	9	127	
			March	NA	16	148	
			April	NA	13	155	
	Thoracic Diseases Institute, Rio de Janeiro	No.	First 4 months 2019	18	43	592	
			January	6	13	158	
			February	2	10	160	
			March	9	11	137	
			April	1	9	137	
			First 4 months 2020	15	35	642	
			January	1	11	149	
			February	5	7	208	
			March	7	10	218	
			April	2	7	67	
	Hospital Especializado Octávio Mangabeira, Salvador, Bahia	No.	First 4 months 2019	62	161	808	
			January	12	45	229	
			February	15	38	175	
			March	23	41	187	
			April	12	37	217	

Country	TB center, City	Use of telehealth	Period	TB cases, Discharged Inpatients N.	New TB cases, outpatients N.	TB cases (Telehealth numbers in brackets) N.	Lockdown and reopening dates
			First 4 months 2020	45	118	724	
			January	9	36	214	
			February	11	32	185	
			March	13	44	214	
			April	12	6	111	
			Total number for all centers in the first 4 months of 2019	179	337	1950	
			Total number for all centers in the first 4 months of 2020	136	268	1940	
Africa							
Kenya	Nairobi	No.	First 4 months 2019	NA	4270	NA	Partial lockdown start: March 20, 2020
			January	NA	1087	NA	
			February	NA	1010	NA	
			March	NA	1122	NA	
			April	NA	1051	NA	
			First 4 months 2020	NA	3733	NA	
			January	NA	1104	NA	
			February	NA	1005	NA	
			March	NA	1063	NA	
			April	NA	561	NA	
Niger	National Reference Centre against Tuberculosis and respiratory disease, Niamey	No.	First 4 months 2019	NA	704	3,569	Lockdown start: March 19, 2020
			January	NA	185	990	
			February	NA	135	867	Lockdown end: May 31, 2020
			March	NA	170	763	
			April	NA	214	949	
	Regional Hospital of Maradi, Maradi		First 4 months 2020	NA	594	3,011	
	National Hospital of Zinder, Zinder		January	NA	139	865	
			February	NA	200	905	
			March	NA	174	815	
			April	NA	81	426	
Sierra Leone	Tuberculosis Outpatient Unit, Tombo	No.	First 4 months 2019	NA	58	224	Lockdown start: April 1, 2020 (ongoing)
	Community Health Centre, Western Rural Area, Sierra Leone		January	NA	16	68	
			February	NA	16	50	
			March	NA	11	74	
			April	NA	15	32	
			First 4 months 2020	NA	40	132	
			January	NA	17	46	
			February	NA	10	50	
			March	NA	8	27	
			April	NA	5	9	
	Hastings Community Health Center, Sierra Leone	No.	First 4 months 2019	50	59	44	
			January	18	21	15	
			February	13	18	14	
			March	15	16	13	
			April	4	4	2	
			First 4 months 2020	0	55	42	
			January	0	12	10	
			February	0	14	10	
			March	0	17	12	
			April	0	12	10	
	Saint John of God Catholic Hospital, Mabesseneh Lunsar, Sierra Leone	No.	First 4 months 2019	NA	38	158	
			January	NA	10	43	
			February	NA	10	44	
			March	NA	11	43	
			April	NA	7	28	

Country	TB center, City	Use of telehealth	Period	TB cases, Discharged Inpatients N.	New TB cases, outpatients N.	TB cases Outpatient visits (Telehealth numbers in brackets) N.	Lockdown and reopening dates
			First 4 months 2020	NA	19	124	
			January	NA	9	37	
			February	NA	3	33	
			March	NA	3	35	
			April	NA	4	19	
			Total number for all centers in the first 4 months of 2019	50	155	426	
			Total number for all centers in the first 4 months of 2020	0	114	298	

*NA, not available.

†Some patients were followed-up by phone or video calls, but details are unavailable.

‡Use of telehealth, breakdown unavailable

§Data on outpatient visits includes also those for Nontuberculous Mycobacterial Pulmonary Disease (NTM-PD) cases. Center is unable to differentiate NTM-PD and active TB visits in its informatics system

¶Use of video observed treatment (VOT) for some specific cases, breakdown unavailable.

#Data includes numbers of home visits by doctors or nurses. The numbers of home visits from January to April 2020, in chronological order, are 3282, 3660, 3146 and 9559.

**Only patients under the Infectious Diseases and not Respiratory Clinics were included

††Center is an outpatient clinic.

Appendix Table 2. Patients with latent tuberculosis infection (LTBI) and LTBI outpatient visits in different centers in participating countries, January-April, 2019, and January-April, 2020*

Country	TB center, City	Period	LTBI cases Outpatients (New cases) N.	LTBI screening/ preventive therapy Outpatient visits (Telehealth numbers in brackets) N.
Asia Pacific				
Australia	Parramatta Chest Clinic, Sydney	First 4 months 2019	127	619
		January	18	122
		February	30	146
		March	53	185
		April	26	166
		First 4 months 2020	110	418
		January	21	114
		February	30	127
		March	36	96 (2)
		April	23	47 (32)
India	Hinduja Hospital & Research Center, Mumbai	First 4 months 2019	NA	NA
		January	NA	NA
		February	NA	NA
		March	NA	NA
		April	NA	NA
		First 4 months 2020	NA	NA
		January	NA	NA
		February	NA	NA
		March	NA	NA
		April	NA	NA
Philippines	JBL memorial hospital, San Fernando	First 4 months 2019	NA	NA
		January	NA	NA
		February	NA	NA
		March	NA	NA
		April	NA	NA
		First 4 months 2020	NA	NA
		January	NA	NA
		February	NA	NA

Country	TB center, City	Period	LTBI cases Outpatients (New cases) N.	LTBI screening/ preventive therapy Outpatient visits (Telehealth numbers in brackets) N.
Singapore	National University Hospital, Singapore	March	NA	NA
		April	NA	NA
		First 4 months 2019	14	49
		January	3	13
		February	4	15
		March	0	10
		April	7	11
		First 4 months 2020	7	21
		January	3	9
		February	1	1
Europe France	Nantes University Hospital, Nantes	March	1	5
		April	2	6
		First 4 months 2019	53	99
		January	15	27
		February	14	25
		March	12	28
		April	12	19
		First 4 months 2020	38	100
		January	15	28
		February	15	28
Italy	National Institute for Infectious Diseases (INMI) 'L. Spallanzani' IRCCS, Rome	March	7	29
		April	1	15
		First 4 months 2019	114	543
		January	29	150
		February	30	114
		March	29	143
		April	26	136
		First 4 months 2020	90	350
		January	30	137
		February	38	143
	Villa Marelli, Milano	March	14	46
		April	8	24
		First 4 months 2019	366 [†]	2,661
		January	78	754
		February	136	644
		March	73	668
		April	79	595
		First 4 months 2020	231 [†]	2,089
		January	66	754
		February	71	644
Sant'Orsola-Malpighi Polyclinic, Bologna	March	62	381	
	April	32	310	
	First 4 months 2019	NA	308	
	January	NA	97	
	February	NA	78	
	March	NA	83	
	April	NA	50	
	First 4 months 2020	NA	162	
	January	NA	69	
	February	NA	54	
Amedeo di Savoia Hospital, Turin	March	NA	32	
	April	NA	7	
	First 4 months 2019	88 [†]	550	
	January	26	151	
	February	18	134	
	March	19	119	
	April	25	146	
	First 4 months 2020	90 [†]	388	
	January	33	159	
	February	18	138	
March	26	73		
April	13	18		

Country	TB center, City	Period	LTBI cases Outpatients (New cases) N.	LTBI screening/ preventive therapy Outpatient visits (Telehealth numbers in brackets) N.		
		Total number for all centers in the first 4 months of 2019	568	4,062		
		Total number for all centers in the first 4 months of 2020	411	2,989		
Netherlands	TB center Beatrixoord, UMCG, Haren/ Groningen	First 4 months 2019	NA	NA		
		January	NA	NA		
		February	NA	NA		
		March	NA	NA		
		April	NA	NA		
		First 4 months 2020	NA	NA		
		January	NA	NA		
		February	NA	NA		
		March	NA	NA		
		April	NA	NA		
		Russia	Moscow City Research and Clinical Center for TB control, and 2 hospitals for TB patients, Moscow	First 4 months 2019	NA	NA
				January	NA	NA
February	NA			NA		
March	NA			NA		
April	NA			NA		
First 4 months 2020	NA			NA		
January	NA			NA		
February	NA			NA		
March	NA			NA		
April	NA			NA		
Arkhangelsk Clinical Antituberculosis Dispensary, Arkhangelsk	First 4 months 2019			994	2,321	
	January			178	445	
	February			277	621	
	March			295	670	
	April			244	585	
	First 4 months 2020			649	1,639	
	January			143	523	
	February			165	467	
	March			210	546	
	April			131	103	
	Total number for all centers in the first 4 months of 2019	994	2,321			
	Total number for all centers in the first 4 months of 2020	649	1,639			
Spain	Hospital Transversal Moises Broggi-HGH, Barcelona	First 4 months 2019	28	54		
		January	3	8		
		February	9	16		
		March	11	19		
		April	5	11		
		First 4 months 2020	31	74		
		January	11	21		
		February	9	24		
		March	7	18		
		April	4	11		
		SESPA Hospital Universitario Central De Asturias (HUCA), Oviedo	First 4 months 2019	76	NA	
			January	14	NA	
	February		15	NA		
	March		22	NA		
	April		25	NA		
	First 4 months 2020		61	NA		
	January		23	NA		
	February		16	NA		
	March		11	NA		
	April		11	NA		
	SESPA University Hospital San Agustín, Avilés		First 4 months 2019	7	10	
			January	4	4	
		February	1	4		
		March	0	0		
April		2	2			
First 4 months 2020		5	5			

Country	TB center, City	Period	LTBI cases Outpatients (New cases) N.	LTBI screening/ preventive therapy Outpatient visits (Telehealth numbers in brackets) N.
		January	1	1
		February	2	2
		March	2	2
		April	0	0
	Hospital de Cruces, Vizcaya [‡]	First 4 months 2019	39	155
		January	6	44
		February	12	32
		March	14	39
		April	7	40
		First 4 months 2020	26	90
		January	12	37
		February	9	30
		March	3	15
		April	2	8
		Total number for all centers in the first 4 months of 2019	150	219
		Total number for all centers in the first 4 months of 2020	123	169
United Kingdom	Barts Health NHS Trust, London [§]	First 4 months 2019	73	73
		January	14	14
		February	28	28
		March	15	15
		April	16	16
		First 4 months 2020	40	40
		January	16	16
		February	12	12
		March	9	6 (3)
		April	3	0 (3)
North America Mexico	Instituto Nacional De Enfermedades Respiratorias Ismael Cosío Villegas, Mexico city	First 4 months 2019	3	NA
		January	2	NA
		February	0	NA
		March	0	NA
		April	1	NA
		First 4 months 2020	5	NA
		January	2	NA
		February	2	NA
		March	1	NA
		April	0	NA
	Hospital Universitario de Monterrey, Monterrey	First 4 months 2019	77	NA
		January	27	NA
		February	12	NA
		March	21	NA
		April	17	NA
		First 4 months 2020	37	NA
		January	18	NA
		February	15	NA
		March	4	NA
		April	0	NA
		Total number for all centers in the first 4 months of 2019	80	NA
		Total number for all centers in the first 4 months of 2020	42	NA
South America Argentina	Instituto Vaccarezza, Buenos Aires	First 4 months 2019	166	915
		January	46	242
		February	28	174
		March	33	199
		April	59	300
		First 4 months 2020	158	756
		January	42	199
		February	45	189
		March	59	248
		April	12	120

Country	TB center, City	Period	LTBI cases Outpatients (New cases) N.	LTBI screening/ preventive therapy Outpatient visits (Telehealth numbers in brackets) N.
Brazil	Hospital de Clínicas de Porto Alegre, Porto Alegre, Rio Grande do Sul	First 4 months 2019	NA	NA
		January	NA	NA
		February	NA	NA
		March	NA	NA
		April	NA	NA
		First 4 months 2020	NA	NA
		January	NA	NA
		February	NA	NA
		March	NA	NA
		April	NA	NA
		First 4 months 2019	25	50
		January	5	10
		February	13	26
		March	4	8
		April	3	6
		First 4 months 2020	26	52
	January	6	12	
	February	0	0	
	March	4	8	
	April	16	32	
	First 4 months 2019	24	173	
	January	6	33	
	February	7	38	
	March	5	47	
	April	6	55	
	First 4 months 2020	12	143	
	January	6	49	
	February	3	37	
March	2	36		
April	1	21		
First 4 months 2019	NA	NA		
January	NA	NA		
February	NA	NA		
March	NA	NA		
April	NA	NA		
First 4 months 2020	NA	NA		
January	NA	NA		
February	NA	NA		
March	NA	NA		
April	NA	NA		
Total number for all centers in the first 4 months of 2019		49	223	
Total number for all centers in the first 4 months of 2020		38	195	
Africa				
Kenya	Nairobi	First 4 months 2019	NA	NA
		January	NA	NA
		February	NA	NA
		March	NA	NA
		April	NA	NA
		First 4 months 2020	NA	NA
		January	NA	NA
		February	NA	NA
		March	NA	NA
		April	NA	NA
Niger	National Reference Centre against Tuberculosis and respiratory disease, Niamey	First 4 months 2019	NA	NA
		January	NA	NA
		February	NA	NA
		March	NA	NA
		April	NA	NA
		First 4 months 2020	NA	NA
		January	NA	NA
		February	NA	NA
		March	NA	NA
		April	NA	NA
Regional Hospital of Maradi, Maradi	National Hospital of Zinder, Zinder	First 4 months 2020	NA	NA
		January	NA	NA
		February	NA	NA
		March	NA	NA

Country	TB center, City	Period	LTBI cases Outpatients (New cases) N.	LTBI screening/ preventive therapy Outpatient visits (Telehealth numbers in brackets) N.
Sierra Leone	Tuberculosis Outpatient Unit, Tombo Community Health Centre, Western Rural Area, Sierra Leone	April	NA	NA
		First 4 months 2019	NA	NA
		January	NA	NA
		February	NA	NA
		March	NA	NA
		April	NA	NA
		First 4 months 2020	NA	NA
		January	NA	NA
		February	NA	NA
		March	NA	NA
		April	NA	NA
		First 4 months 2019	20	19
		January	5	5
		February	4	6
		March	8	6
		April	3	2
	First 4 months 2020	6	6	
	January	1	1	
	February	2	2	
	March	1	1	
	April	2	2	
	First 4 months 2019	2	NA	
	January	1	NA	
	February	0	NA	
	March	0	NA	
	April	1	NA	
	First 4 months 2020	1	NA	
	January	1	NA	
	February	0	NA	
	March	0	NA	
	April	0	NA	
Total number for all centers in the first 4 months of 2019		22	19	
Total number for all centers in the first 4 months of 2020		7	6	
	Saint John of God Catholic Hospital, Mabesseneh Lunsar, Sierra Leone	First 4 months 2019	2	NA
		January	1	NA
		February	0	NA
		March	0	NA
		April	1	NA
		First 4 months 2020	1	NA
		January	1	NA
		February	0	NA
		March	0	NA
		April	0	NA

*NA, not available.

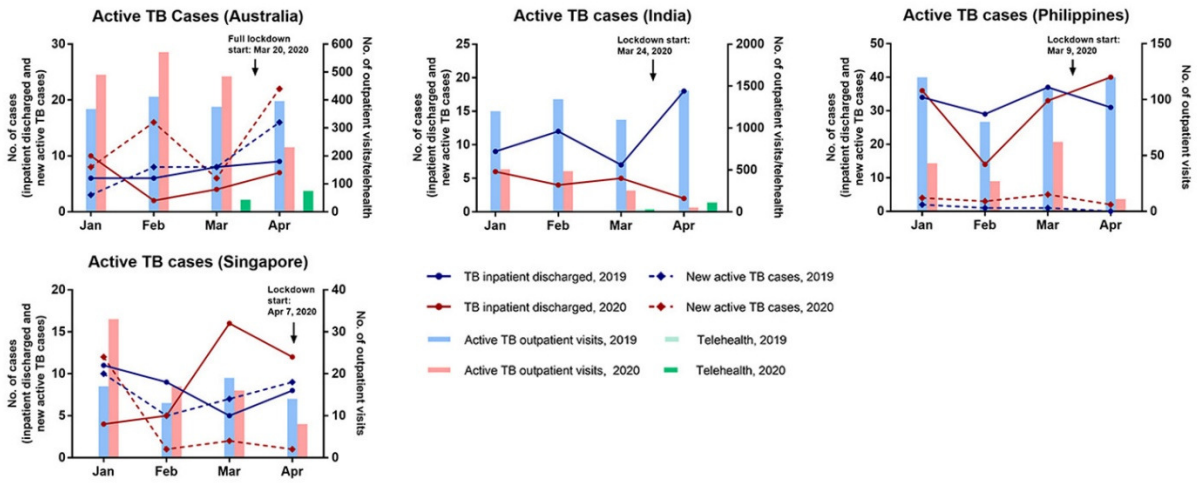
†Number of new LTBI cases in Milano and Torino are determined based on the number of patients who just started preventive treatment

‡Some patients were followed-up by phone calls.

§Only patients under the Infectious Diseases and not Respiratory Clinics were included

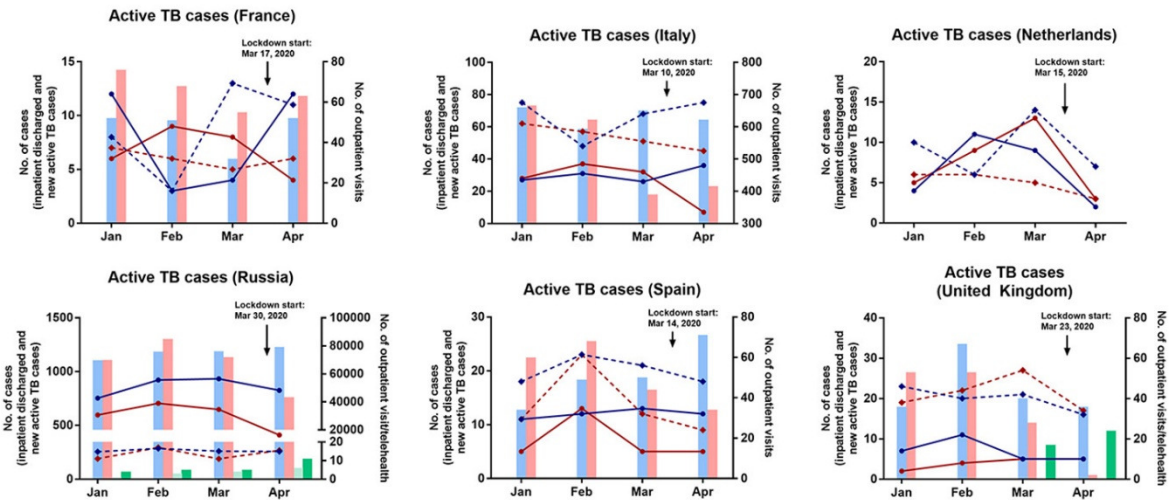
A

Asia Pacific



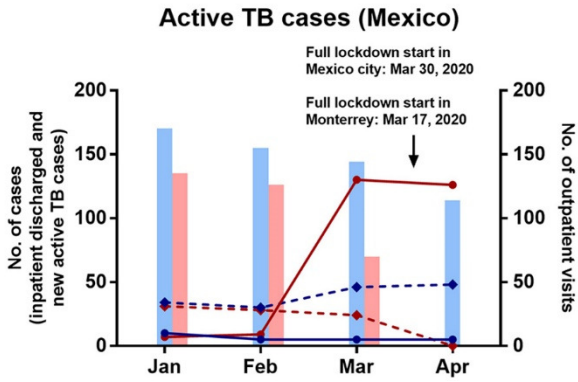
B

Europe



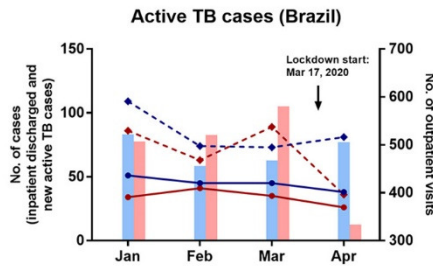
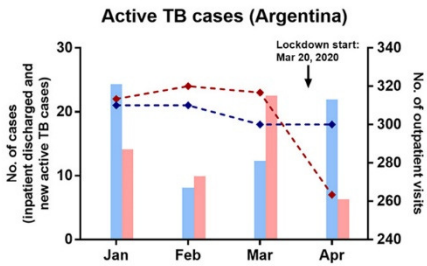
C

North America



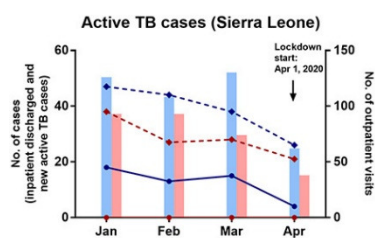
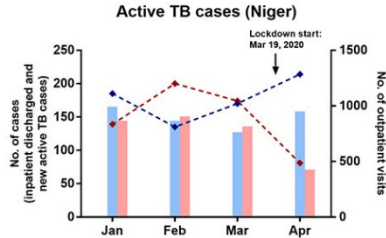
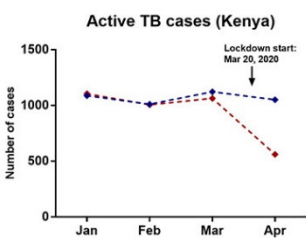
D

South America



E

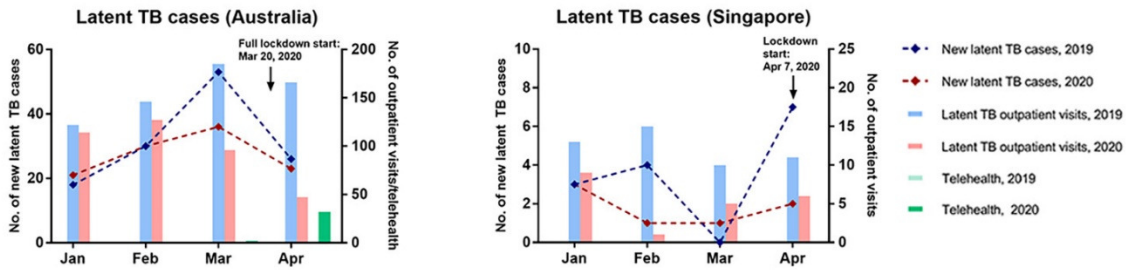
Africa



Appendix Figure 1. Impact of COVID-19 on active-TB cases in different TB centers across 16 countries and 5 continents. A) Asia Pacific. B) Europe. C) North America. D) South America. E) Africa.

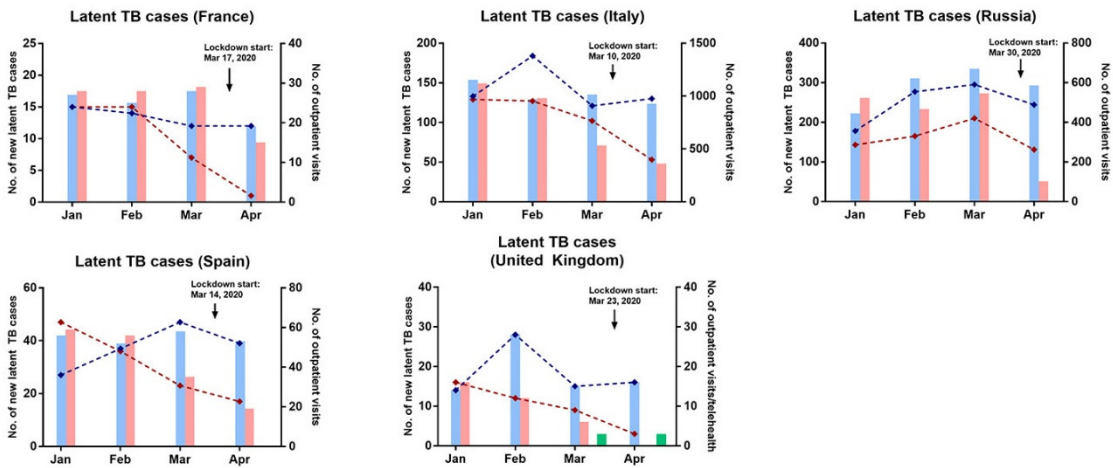
A

Asia Pacific



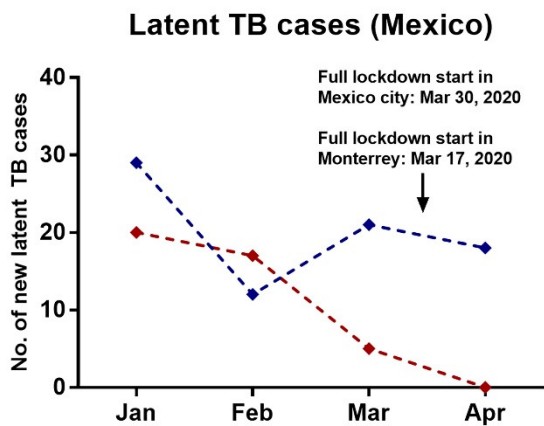
B

Europe



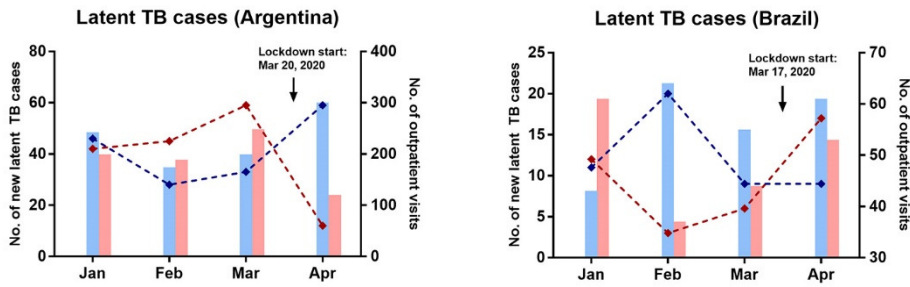
C

North America



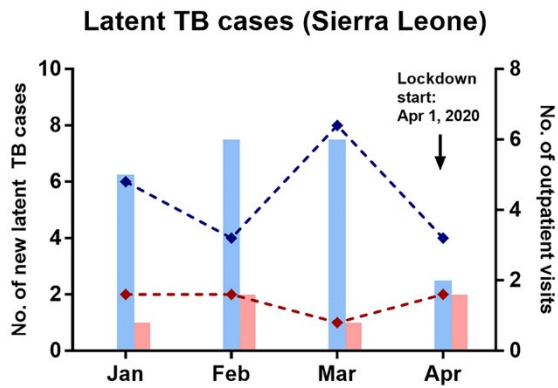
D

South America



E

Africa



Appendix Figure 2. Impact of COVID-19 on latent TB cases in different TB centers across 11 countries and 5 continents. A) Asia Pacific. B) Europe. C) North America. D) South America. E) Africa.