

# Frequent Transmission of Gonorrhea in Men Who Have Sex with Men

**Christopher K. Fairley, Jane S. Hocking,  
Lei Zhang, Eric P.F. Chow**

The rate of gonorrhea is much higher in men who have sex with men than in heterosexuals. Because of unique behavioral characteristics, asymptomatic sites of infection, mainly the pharynx, are principal drivers of gonorrhea prevalence in men who have sex with men. On the basis of this observation, we call for interventions.

The rates of sexually transmitted infections are rising rapidly in men who have sex with men (MSM) (1). Gonorrhea is of particular concern because rising rates will increase the probability of antimicrobial drug resistance (2). In response, the Centers for Disease Control and Prevention has recommended reducing the prevalence of gonorrhea as a key strategy to mitigate against antimicrobial resistance (2). However, reducing prevalence requires understanding why gonorrhea is so common in MSM. We suggest that specific sexual practices of MSM result in them having a high prevalence of asymptomatic infection in particular anatomic sites and that these infections are the primary drivers of transmission (3).

In heterosexuals, the primary sites of gonorrheal infection are the urethra in men and cervix in women (4). Most heterosexual men with urethral infection become symptomatic and quickly seek healthcare (after a few days) (5). About half of women are asymptomatic, and thus they take longer to seek healthcare than men (5,6).

In MSM, 3 sites are commonly infected: pharynx, rectum, and urethra (7). In a Seattle clinic, the proportion of MSM with pharyngeal gonorrhea was 6.5%, rectal gonorrhea 9.7%, and urethral gonorrhea 5.5% (7). Almost all urethral infections were symptomatic (96%), but most pharyngeal and rectal infections were asymptomatic. Most pharyngeal or rectal infections (58%) were not associated with urethral infection (7).

An additional factor favoring the persistence of gonorrhea-infected sites in MSM is their lower rate of partner notification compared with heterosexuals (8). This behavior

creates a scenario in which men with pharyngeal or rectal gonorrhea often go untreated, even if they transmit an infection to the urethra of a sex partner. This longer duration of infectiousness translates into a higher reproductive rate for gonorrhea in MSM compared with heterosexuals, independent of the number of sexual partners. Determining the key drivers of the reproductive rate for gonorrhea in MSM involves characterizing transmission between anatomic sites, which requires quantifying the site-specific sexual practices of MSM. Studies assessing the most recent sexual acts among MSM show that most have kissed (75%), practiced mutual masturbation (64%), or had oral sex (77%) (9); oro-anal sex (25%) and penile-anal sex (35%) are less common (9). In contrast, in heterosexuals, penile-vaginal sex occurs in 95% of most recent sexual acts; therefore, most sexual acts between heterosexuals in which gonorrhea transmission occurs will lead to symptomatic infections that prompt them to seek treatment (9,10).

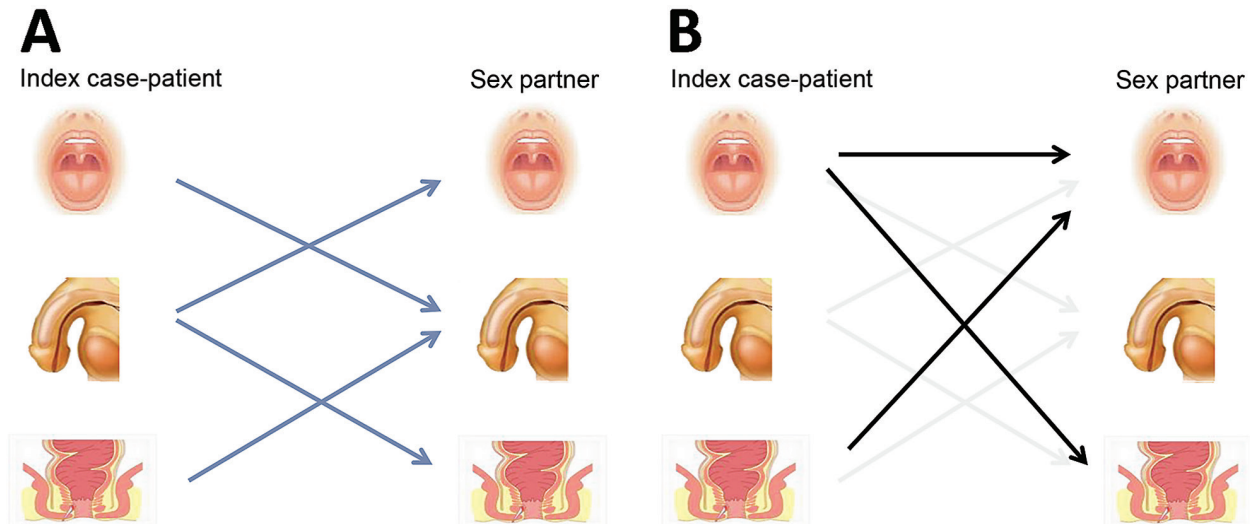
One behavior that may be important for transmitting gonorrhea that has not been well studied is kissing (11). Kissing has not been asked about in any national sex surveys and only occasionally in clinical sexually transmitted infection studies (9). We were unable to find any published studies on kissing partners in which sex did not occur (termed kissing-only partners) either in heterosexuals or MSM, besides the data we recently presented (3). We surveyed 1,151 MSM attending our clinic in 2016 and found a mean of 3.7 kissing-only partners and a mean of 4.5 kissing and sex partners in the previous 3 months (3) (online Technical Appendix Figure 1, <http://wwwnc.cdc.gov/EID/article/23/1/16-1205-Techapp1.pdf>). Kissing-only partners were much more common among younger MSM, who are at substantially higher risk for gonorrhea than older MSM (3,12). The reason for this preponderance of gonorrhea in young MSM is currently unknown but is consistent with and could be explained by kissing being an important transmission route.

We determined what we consider to be the accepted transmission routes for gonorrhea by anatomic site in MSM (Figure, panel A), although one should acknowledge that no studies have reported site-specific gonorrhea transmission between MSM partners. Major textbooks and published studies indicate the penis is key to gonorrhea transmission between men (Figure, panel A) (4). Studies suggest that urethral infection is largely acquired from unprotected anal sex, with perhaps one third of cases acquired by receiving oral sex (online Technical Appendix Table).

---

Author affiliations: Melbourne Sexual Health Centre, Melbourne, Victoria, Australia (C.K. Fairley, J.S. Hocking, L. Zhang, E.P.F. Chow); Monash University, Melbourne (C.K. Fairley, L. Zhang, E.P.F. Chow); University of Melbourne, Melbourne (J.S. Hocking)

DOI: <http://dx.doi.org/10.3201/eid2301.161205>



**Figure.** Traditional and proposed transmission models for gonorrhea in men who have sex with men (MSM). A) Generally accepted transmission routes (arrows) for gonorrhea between sites in MSM from an infected index case-patient to an uninfected sexual partner. B) Additional proposed transmission routes (dark arrows) compared with accepted transmission routes (light arrows). MSM, men who have sex with men.

Relatively little research has been done on gonorrhea transmission not involving the penis. Some observational studies support the potential transmission of gonorrhea between the pharynx and rectum, although this is not consistently described as a route of transmission in major textbooks (4). Studies have shown that receptive oro-anal sex has been associated with rectal infection, and oro-anal sex has been associated with pharyngeal gonorrhea (online Technical Appendix Table).

We propose new models of gonorrhea transmission: throat-to-throat transmission through kissing and throat-to-anus transmission (and vice versa) through oro-anal sex (Figure 1, panel B). We propose that transmission to the penis occurs but contributes little to the reproductive rate because it is present there a short time relative to the other anatomic sites.

Unfortunately, there are few studies on gonorrhea transmission between the throats of sex partners to support or refute our suggestion. We did, however, find case reports of transmission through kissing from >40 years ago, and kissing is a well-recognized transmission route for other *Neisseria* species (11,13). In a matched, case-control study of 15- to 19-year-olds, intimate kissing with multiple partners was associated with an odds ratio of 3.7 for meningococcal disease (13). One of the few cohort studies in MSM to ask about kissing showed it to be significantly associated with pharyngeal gonorrhea (online Technical Appendix Table), but few studies have examined kissing behavior.

The frequent detection of gonorrhea in the saliva of men with pharyngeal infection suggests saliva likely plays a role in gonorrhea transmission (14). Saliva is central to oral sex, oro-anal sex, and even penile-anal sex; saliva is commonly used as lubricant (14).

Transmission models for gonorrhea in MSM should be consistent with current site-specific prevalence and incidence. We estimated prevalence and incidence of pharyngeal and anal gonorrhea from 3,034 MSM attending a Seattle clinic on the basis of site-specific duration data (online Technical Appendix Figure 2) (7,15). The incidence of urethral gonorrhea was  $\approx 5.5/100$  person-years, and we estimated the prevalence among MSM to be low (0.24%) because the infections are often of short duration due to their treatable and symptomatic nature. It is difficult to see how, even with frequent changes in sex partners, the estimated incidence of pharyngeal infection (26/100 person-years) could arise from urethral infection, given its low prevalence.

There are several implications if our model of transmission is correct. First, a preventive approach using condoms will not work because, unlike heterosexuals, the penis is not responsible for most gonorrhea transmission among MSM. Second, the screening that is advocated annually for MSM would need to be much more frequent to reduce the disease reproductive rate. MSM taking pre-exposure prophylaxis for HIV are screened every 3 months; this screening frequency might be sufficient to reduce gonorrhea prevalence. Third, our model suggests reducing pharyngeal duration and transmissibility is needed for gonorrhea control, and we call for suggestions of interventions that might achieve this. One approach we are investigating is an antibacterial mouthwash (clinical trial no. ACTRN12616000247471), following up some of our earlier data.

Finally, it is possible that the rapidly rising rates of syphilis in MSM may share similarities with gonorrhea transmission. Syphilis is also uncommon in heterosexuals and more likely to be asymptomatic in MSM with anal

infection. When interventions are being tested for their effects on gonorrhea transmission, investigators might consider including syphilis as an outcome.

No specific funding was required for this article, although work cited by the authors was largely supported by a National Health and Medical Research Council (NHMRC) Program Grant (number 568971). E.P.F.C. is supported by the Early Career Fellowships from the Australian NHMRC (number 1091226), and J.S.H. is supported by a NHMRC Senior Research Fellowship.

C.K.F. was responsible for the initial hypothesis. This was developed further in discussions with E.F.P.C., L.Z., and J.S.H. All authors contributed significantly to the scientific content of this paper and approved of the final draft.

Dr. Fairley is a professor of public health and Director of the Melbourne Sexual Health Centre. His research interest is the control of sexually transmitted infections.

## References

1. Division of STD Prevention, Centers for Disease Control and Prevention. STDs in men who have sex with men. 2015 Nov 17 [cited 2016 Aug 25]. <http://www.cdc.gov/std/stats14/msm.htm>
2. Centers for Disease Control and Prevention. Antibiotic resistance threats in the United States, 2013. 2014 [cited 2016 Jul 18]. <http://www.cdc.gov/drugresistance/threat-report-2013/pdf/ar-threats-2013-508.pdf>
3. Fairley CK. Oropharyngeal transmission of gonorrhoea—is it the key? Presented at: British Association for Sexual Health and HIV Annual Conference; Oxford, UK; 2016 Jul 10–12.
4. Hook EW III, Handsfield HH. Gonococcal infections in the adults. In: Holmes KK, Sparling PF, Stamm WE, Piot P, Wasserheit J, Corey L, et al., editors. Sexually transmitted diseases. 4th ed. New York: McGraw-Hill Education; 2007. p. 627–645.
5. Garnett GP, Mertz KJ, Finelli L, Levine WC, St Louis ME. The transmission dynamics of gonorrhoea: modelling the reported behaviour of infected patients from Newark, New Jersey. *Philos Trans R Soc Lond B Biol Sci*. 1999;354:787–97. <http://dx.doi.org/10.1098/rstb.1999.0431>
6. McCormack WM, Johnson K, Stumacher RJ, Donner A, Rychwalski R. Clinical spectrum of gonococcal infection in women. *Lancet*. 1977;309:1182–5. [http://dx.doi.org/10.1016/S0140-6736\(77\)92720-9](http://dx.doi.org/10.1016/S0140-6736(77)92720-9)
7. Barbee LA, Dombrowski JC, Kerani R, Golden MR. Effect of nucleic acid amplification testing on detection of extra-genital gonorrhea and chlamydial infections in men who have sex with men sexually transmitted disease clinic patients. *Sex Transm Dis*. 2014;41:168–72. <http://dx.doi.org/10.1097/OLQ.0000000000000093>
8. Rogstad KE, Clementson C, Ahmed-Jushuf IH. Contact tracing for gonorrhoea in homosexual and heterosexual men. *Int J STD AIDS*. 1999;10:536–8. <http://dx.doi.org/10.1258/0956462991914636>
9. Rosenberger JG, Reece M, Schick V, Herbenick D, Novak DS, Van Der Pol B, et al. Sexual behaviors and situational characteristics of most recent male-partnered sexual event among gay and bisexually identified men in the United States. *J Sex Med*. 2011;8:3040–50. <http://dx.doi.org/10.1111/j.1743-6109.2011.02438.x>
10. Rissel C, Badcock PB, Smith AM, Richters J, de Visser RO, Grulich AE, et al. Heterosexual experience and recent heterosexual encounters among Australian adults: the second Australian study of health and relationships. *Sex Health*. 2014;11:416–26. <http://dx.doi.org/10.1071/SH14105>
11. Willmott FE. Transfer of gonococcal pharyngitis by kissing? *Br J Vener Dis*. 1974;50:317–8.
12. Chow EP, Tomnay J, Fehler G, Whiley D, Read TR, Denham I, et al. Substantial increases in chlamydia and gonorrhea positivity unexplained by changes in individual-level sexual behaviors among men who have sex with men in an Australian sexual health service from 2007 to 2013. *Sex Transm Dis*. 2015;42:81–7. <http://dx.doi.org/10.1097/OLQ.0000000000000232>
13. Tully J, Viner RM, Coen PG, Stuart JM, Zambon M, Peckham C, et al. Risk and protective factors for meningococcal disease in adolescents: matched cohort study. *BMJ*. 2006;332:445–50. <http://dx.doi.org/10.1136/bmj.38725.728472.BE>
14. Chow EP, Lee D, Tabrizi SN, Phillips S, Snow A, Cook S, et al. Detection of *Neisseria gonorrhoeae* in the pharynx and saliva: implications for gonorrhoea transmission. *Sex Transm Infect*. 2016;92:347–9. <http://dx.doi.org/10.1136/sextrans-2015-052399>
15. Chow EP, Camilleri S, Ward C, Huffam S, Chen MY, Bradshaw CS, et al. Duration of gonorrhoea and chlamydia infection at the pharynx and rectum among men who have sex with men: a systematic review. *Sex Health*. 2016;13:199–204.

---

Address for correspondence: Christopher K. Fairley, Melbourne Sexual Health Centre, 580 Swanston St, Carlton, VIC 3053, Australia; email: cfairley@mshc.org.au

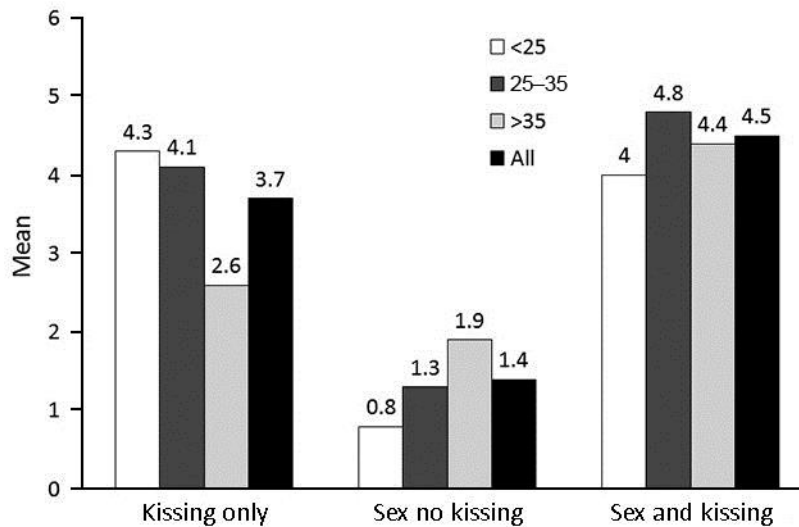
# Frequent Transmission of Gonorrhoea in Men Who Have Sex with Men

## Technical Appendix

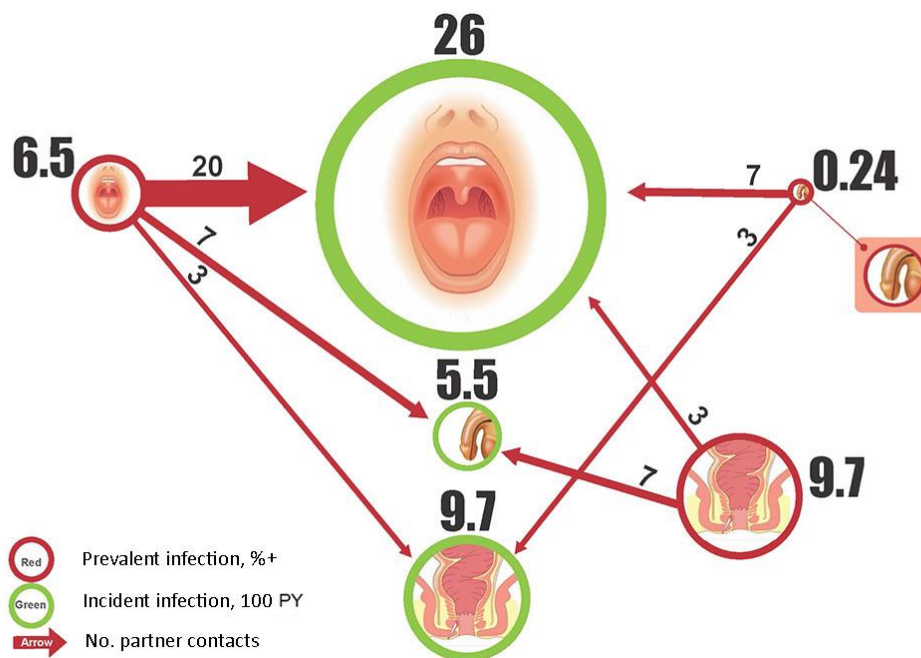
**Technical Appendix Table.** References referring to the throat as a transmission route for gonorrhoea between men\*

Transmission route	Comment	References
Throat-to-penis and anus-to-penis	Studies demonstrate that $\approx 1/3$ of urethral gonorrhoea in MSM is acquired from oral sex and $\approx 2/3$ from anal sex.	(1–3)
Throat-to-anus and anus-to-throat	A risk factor for anal gonorrhoea was receiving oro-anal sex. Incidence of pharyngeal gonorrhoea was higher in those who reported insertive oro-anal sex. Saliva is culture positive in a substantial proportion of throat-positive cases.	(3–7)
Throat-to-throat	The incidence of pharyngeal gonorrhoea was higher in men who reported tongue kissing. A case report in which kissing was the most likely explanation for transmission.	(4,8)

\*MSM, men who have sex with men.



**Technical Appendix Figure 1.** Kissing and sex partners among men who have sex with men (MSM) by age in previous 3 months. The results from a survey of 1,151 MSM attending Melbourne Sexual Health Centre in 2016. Kissing only refers to the mean number of tongue kissing partners without any sex (oral or anal). Sex no kissing refers to the mean number of sex partners in which there was no tongue kissing. Sex and kissing refers to the mean number of sex partners in which tongue kissing occurred.



**Technical Appendix Figure 2.** The prevalence and incidence of gonorrhea and sexual practices in men who have sex with men (MSM) by anatomic site. Prevalence data of pharyngeal and rectal gonorrhea and annual incidence of urethral gonorrhea from Barbee et al. (9). We estimated the incidence of pharyngeal and rectal gonorrhea and prevalence of urethral gonorrhea from various references (9–11). Red circles show the prevalence of gonorrhea at specific sites of potential sex partners. Green circles show site-specific incidence. The size of the circles is proportional to the prevalence (proportion positive) and incidence (per 100 person-years [PY]). The line thickness and numbers on the lines refer to the number of partners with this sexual exposure in a given year, considering an average of 10 sex partners a year (12). Our data on kissing-only partners indicates that it is about double the number of sex partners (i.e., 20 persons) (13). Prevalence of urethral gonorrhea was calculated by taking the incidence of 5.5 and assuming it was infectious for 1 week ( $5.5/52$ ) and assuming 10% were asymptomatic and persisted for 3 months untreated ( $[5.5 \times 0.1]/4$ ). Penis-to-penis and anus-to-anus transmission were assumed to be rare.

## References

1. Barbee LA, Khosropour CM, Dombrowski JC, Manhart LE, Golden MR. An estimate of the proportion of symptomatic gonococcal, chlamydial and non-gonococcal non-chlamydial urethritis attributable to oral sex among men who have sex with men: a case-control study. *Sex Transm Infect.* 2016;92:155–60. [PubMed http://dx.doi.org/10.1136/sextrans-2015-052214](http://dx.doi.org/10.1136/sextrans-2015-052214)

2. Nash JL, Hocking JS, Read TR, Chen MY, Bradshaw CS, Forcey DS, et al. Contribution of sexual practices (other than anal sex) to bacterial sexually transmitted infection transmission in men who have sex with men: a cross-sectional analysis using electronic health records. *Sex Transm Infect.* 2014;90:55–7. [PubMed http://dx.doi.org/10.1136/sextrans-2013-051103](http://dx.doi.org/10.1136/sextrans-2013-051103)
3. Jin F, Prestage GP, Mao L, Kippax SC, Pell CM, Donovan B, et al. Incidence and risk factors for urethral and anal gonorrhoea and chlamydia in a cohort of HIV-negative homosexual men: the Health in Men Study. *Sex Transm Infect.* 2007;83:113–9. [PubMed http://dx.doi.org/10.1136/sti.2006.021915](http://dx.doi.org/10.1136/sti.2006.021915)
4. Templeton DJ, Jin F, McNally LP, Imrie JC, Prestage GP, Donovan B, et al. Prevalence, incidence and risk factors for pharyngeal gonorrhoea in a community-based HIV-negative cohort of homosexual men in Sydney, Australia. *Sex Transm Infect.* 2010;86:90–6. [PubMed http://dx.doi.org/10.1136/sti.2009.036814](http://dx.doi.org/10.1136/sti.2009.036814)
5. Chow EP, Lee D, Tabrizi SN, Phillips S, Snow A, Cook S, et al. Detection of *Neisseria gonorrhoeae* in the pharynx and saliva: implications for gonorrhoea transmission. *Sex Transm Infect.* 2016;92:347–9. [PubMed http://dx.doi.org/10.1136/sextrans-2015-052399](http://dx.doi.org/10.1136/sextrans-2015-052399)
6. Hutt DM, Judson FN. Epidemiology and treatment of oropharyngeal gonorrhoea. *Ann Intern Med.* 1986;104:655–8. [PubMed http://dx.doi.org/10.7326/0003-4819-104-5-655](http://dx.doi.org/10.7326/0003-4819-104-5-655)
7. Hallqvist L, Lindgren S. Gonorrhoea of the throat at a venereological clinic. Incidence and results of treatment. *Br J Vener Dis.* 1975;51:395–7. [PubMed http://dx.doi.org/10.1136/bjd.51.3.395](http://dx.doi.org/10.1136/bjd.51.3.395)
8. Willmott FE. Transfer of gonococcal pharyngitis by kissing? *Br J Vener Dis.* 1974;50:317–8. [PubMed http://dx.doi.org/10.1136/bjd.50.3.317](http://dx.doi.org/10.1136/bjd.50.3.317)
9. Barbee LA, Dombrowski JC, Kerani R, Golden MR. Effect of nucleic acid amplification testing on detection of extragenital gonorrhoea and chlamydial infections in men who have sex with men sexually transmitted disease clinic patients. *Sex Transm Dis.* 2014;41:168–72. [PubMed http://dx.doi.org/10.1097/OLQ.0000000000000093](http://dx.doi.org/10.1097/OLQ.0000000000000093)
10. Garnett GP, Mertz KJ, Finelli L, Levine WC, St Louis ME. The transmission dynamics of gonorrhoea: modelling the reported behaviour of infected patients from Newark, New Jersey. *Philos Trans R Soc Lond B Biol Sci.* 1999;354:787–97. [PubMed http://dx.doi.org/10.1098/rstb.1999.0431](http://dx.doi.org/10.1098/rstb.1999.0431)
11. Chow EP, Camilleri S, Ward C, Huffam S, Chen MY, Bradshaw CS, et al. Duration of gonorrhoea and chlamydia infection at the pharynx and rectum among men who have sex with men: a systematic review. *Sex Health.* 2016;13:199–204. [PubMed http://dx.doi.org/10.1007/s12562-016-0811-1](http://dx.doi.org/10.1007/s12562-016-0811-1)

12. Rosenberger JG, Reece M, Schick V, Herbenick D, Novak DS, Van Der Pol B, et al. Sexual behaviors and situational characteristics of most recent male-partnered sexual event among gay and bisexually identified men in the United States. *J Sex Med.* 2011;8:3040–50. [PubMed](#)  
<http://dx.doi.org/10.1111/j.1743-6109.2011.02438.x>
13. Fairley CK. Oropharyngeal transmission of gonorrhoea—is it the key? Presented at: British Association for Sexual Health and HIV Annual Conference; Oxford, UK; 2016 Jul 10–12.