



COVID-19 Vaccination Implementation

Immunization Services Division

Centers for Disease Control and Prevention

September 19, 2025

Data sources used to estimate U.S. immunization coverage

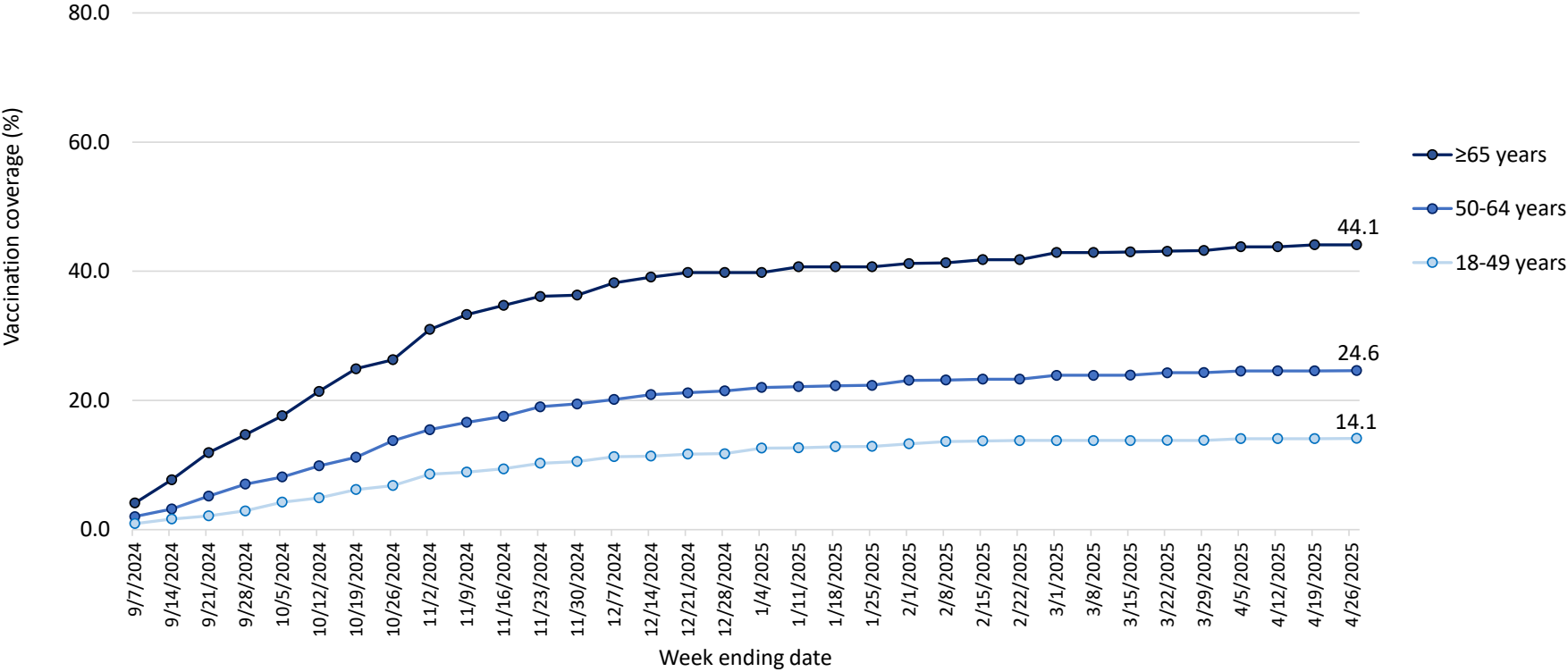
- **National Immunization Survey (NIS):**
 - Random-digit-dial cellular telephone survey of adults age ≥ 18 years in the U.S. (all 50 states, 5 local jurisdictions, and territories); all responses are self reported.
 - Sample size: ~15,000 adult respondents weekly, ~60,000 adult respondents monthly
 - Data are weighted to represent the non-institutionalized U.S. population

COVID-19 Vaccination Coverage

National Immunization Survey-Fall Respiratory Virus Module

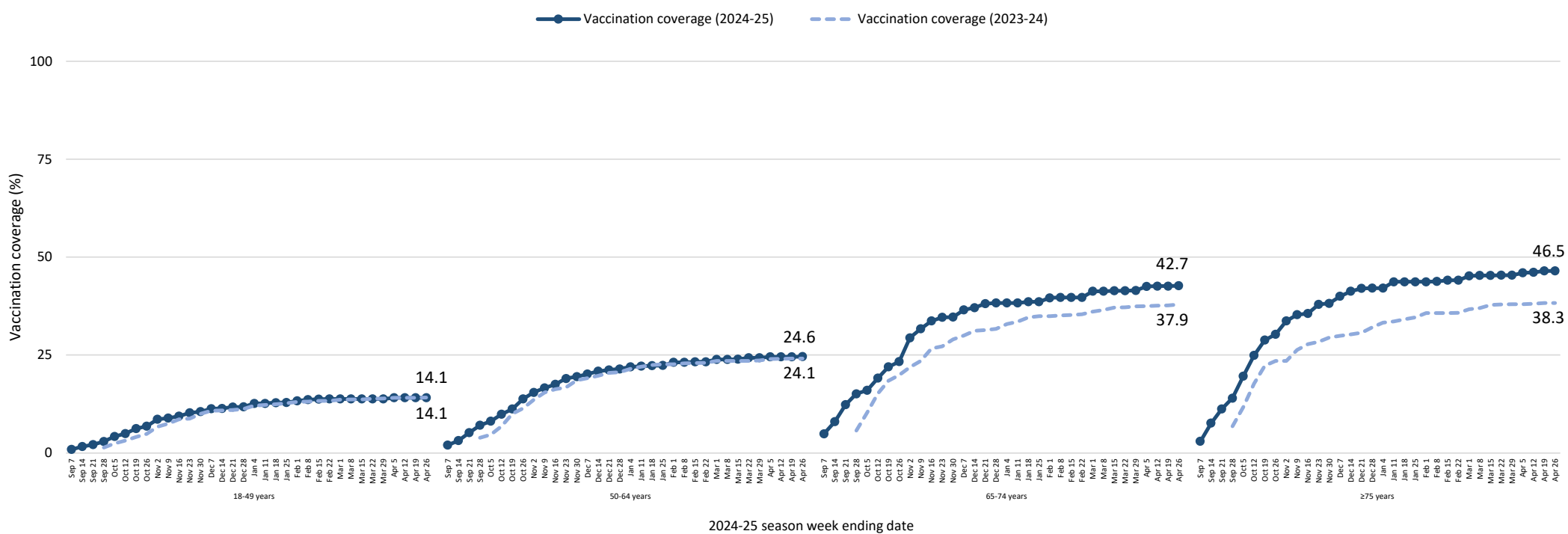
COVID-19 Vaccination Coverage (≥1 Dose) Among Adults 18-49 Years, 50-64 Years, and 65 Years and Older, 2024-2025

National Immunization Survey-Fall Respiratory Virus Module

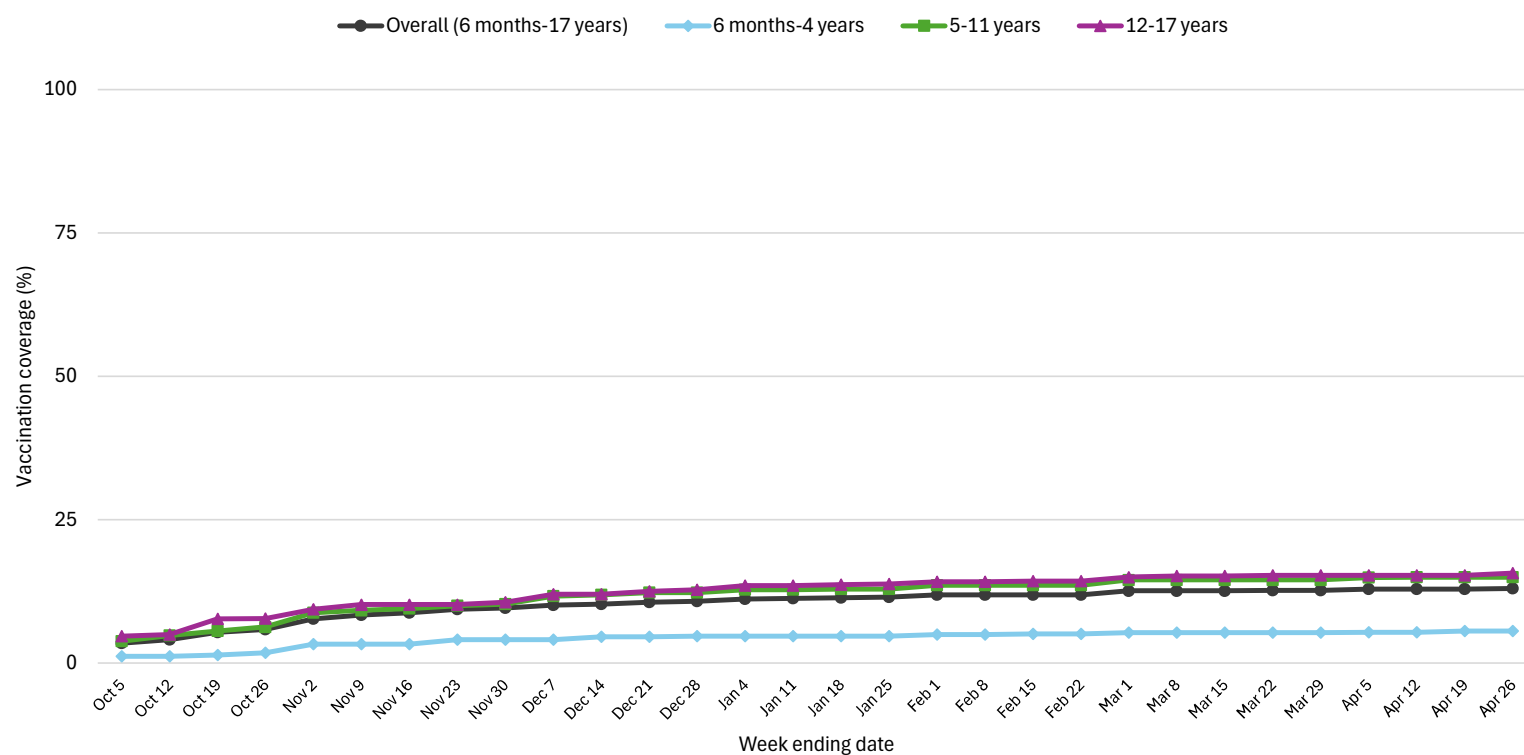


COVID-19 Vaccination Coverage (≥ 1 Dose) Among Adults ≥ 18 Years, 65-74 Years, and ≥ 75 Years, 2023-24 and 2024-25

National Immunization Survey-Fall Respiratory Virus Module



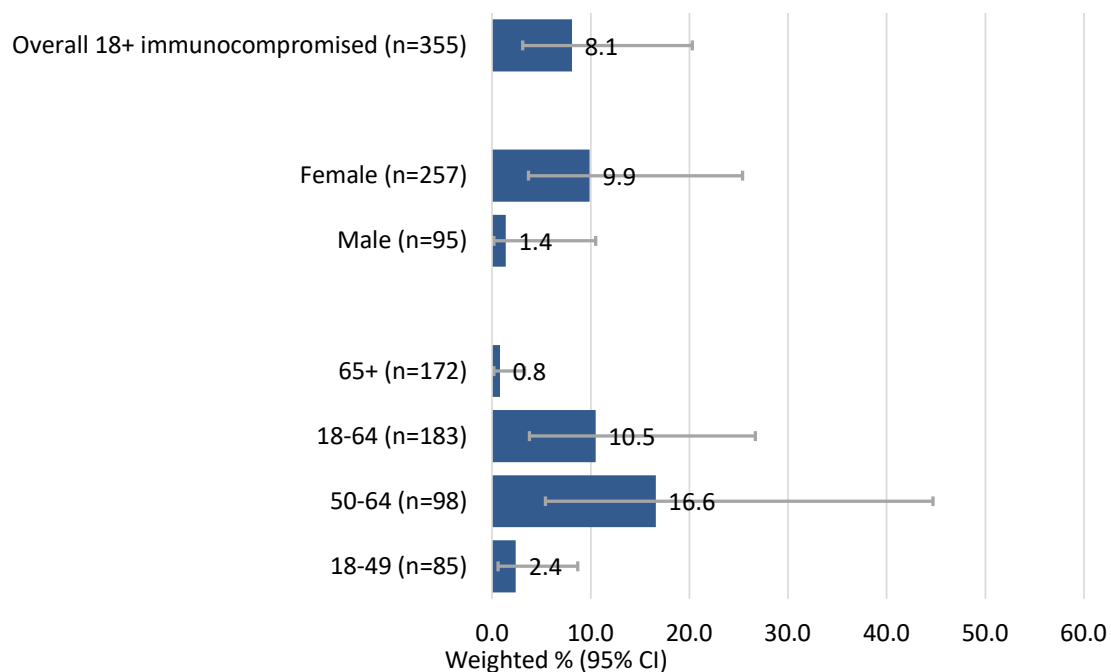
COVID-19 Vaccination Coverage* Among Children 6 Months–17 Years of Age, October 2024–April 2025, NIS-Flu



* Up-to-date with the updated 2024–25 COVID-19 vaccine is defined as receipt of at least one vaccination since August 22, 2024, for children ≥ 5 years; for children < 5 years, up-to-date status was defined based on the current recommendations that also take into account number of doses and brand of vaccine. Up-to-date status was determined by survey questions on month and year of most recent COVID-19 vaccine, and for children < 5 years, total number of COVID-19 vaccinations received and brand of most recent COVID-19 vaccine.

COVID-19 Vaccination Coverage (≥ 2 Doses) Among Adults 18 Years and Older Who Are Immunocompromised Who Received First Dose in August/September 2024, as of End of March 2025

National Immunization Survey-Fall Respiratory Virus Module



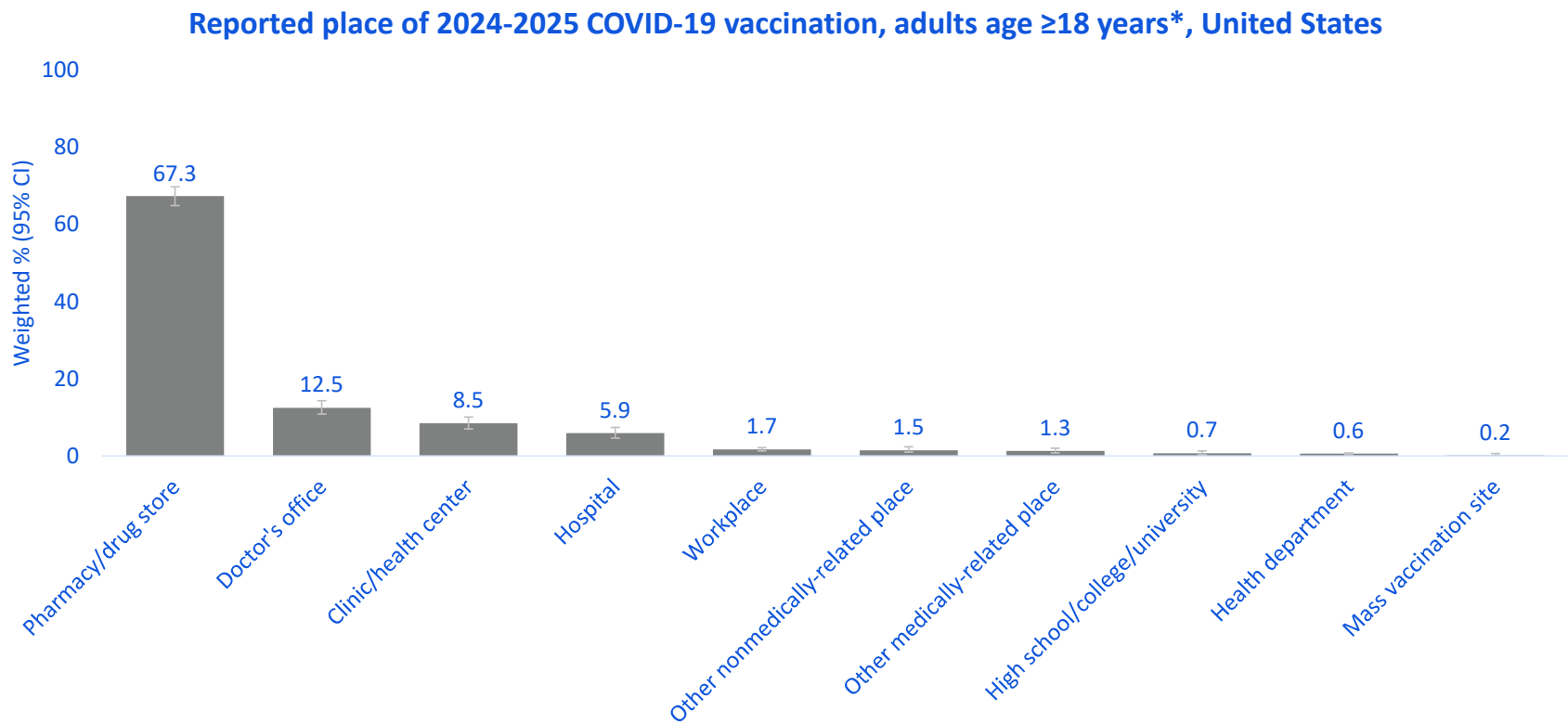
*Immunocompromised adults were recommended to receive a second dose of 2024-2025 COVID-19 vaccine six months after their first dose.

Summary

- **COVID-19 vaccination coverage for older adults improved in 2024-2025 compared to the previous season, but vaccination coverage for adults 18-64 years was similar between the 2023-2024 and 2024-2025 seasons.**
 - **Approximately 13% of children between 6 months and 17 years of age were up to date with COVID vaccination at the end of April 2025.**
-

Place of COVID-19 Vaccination Among Adults 18 Years and Older, 2024-2025

National Immunization Survey-Fall Respiratory Virus Module



*Among persons who reported receiving a 2024-2025 COVID-19 vaccination since August 22, 2024 (n=9,359). Data collected April 1-27, 2025.

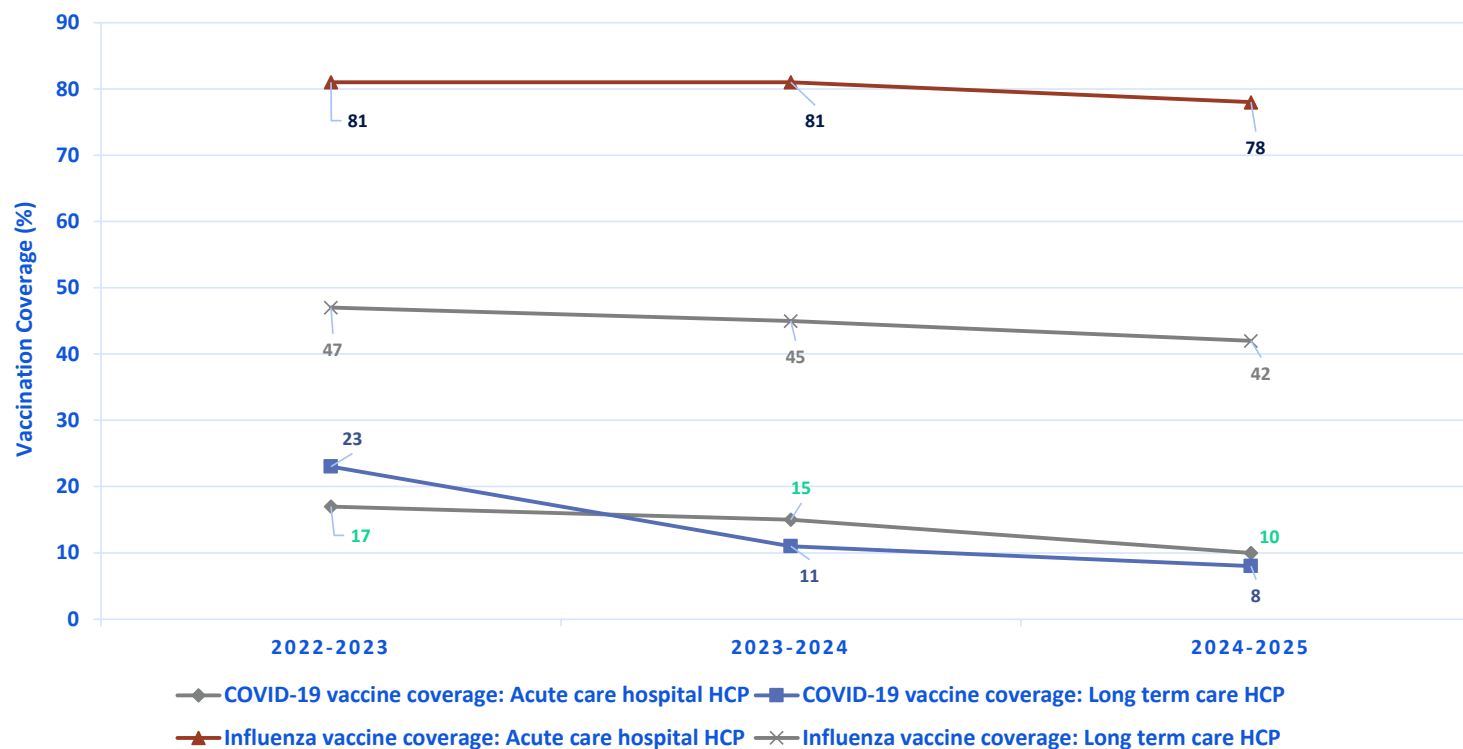
COVID-19 Vaccination Coverage among Health Care Personnel

National Healthcare Safety Network

Estimating vaccination coverage through NHSN

- **CDC's National Healthcare Safety Network (NHSN) is the most widely used healthcare associated infection tracking system and provides important quality measures like healthcare personnel (HCP) vaccination status**
 - **CMS-certified healthcare facilities are required to report monthly COVID-19 vaccination data and annual influenza vaccination data for HCP**
 - **Across all healthcare facility types, the largest groups of submitters are Acute Care Hospitals and Nursing Homes**
-

COVID-19 and influenza vaccine coverage among healthcare personnel (HCP) 2022-2025*



References:

- [1. Influenza and Up-to-Date COVID-19 Vaccination Coverage Among Health Care Personnel — National Healthcare Safety Network, United States, 2022–23 Influenza Season | MMWR](#)
- [2. Influenza and COVID-19 Vaccination Coverage Among Health Care Personnel — National Healthcare Safety Network, United States, 2023–24 Respiratory Virus Season | MMWR](#)

*2024-2025 Data were collected from acute care hospitals and nursing homes on HCP influenza and up-to-date COVID-19 vaccination coverage for the week ending March 30, 2025. NHSN defined up-to-date COVID-19 vaccination during that time as the receipt of ≥1 dose of a 2024–2025 COVID-19 vaccination.

Thank you

For more information, contact CDC/ATSDR

1-800-CDC-INFO (232-4636)

TTY: 1-888-232-6348 www.cdc.gov www.atsdr.cdc.gov

The findings and conclusions in this report are those of the authors and do not necessarily represent the official position of the Centers for Disease Control and Prevention and the Agency for Toxic Substances and Disease Registry.



ATSDR