

# Fluoridation Census 1985

JULY 1988

**U.S. DEPARTMENT OF HEALTH AND HUMAN SERVICES**  
**Public Health Service**  
Centers for Disease Control  
Center for Prevention Services  
Dental Disease Prevention Activity  
Atlanta, Georgia 30333



## TABLE OF CONTENTS

|  | Page  |
|--|-------|
| Introduction.....  | v     |
| Methodology.....   | vi    |
| Summary of Fluoridation Statistics   |       |
| Figure 1.    Percent of Public Water Supply Population Using Fluoridated<br>Water and State Ranking.....   | ix    |
| Table I.    Population and Percent Served with Adjusted<br>and Natural Fluoridated Water by Region<br>and State as of December 31, 1985.....   | x     |
| Table II.    Number of Public Water Systems, Communities,<br>and Population Using Adjusted and Natural<br>Fluoridation by Region and State as of<br>December 31, 1985.....           | xii   |
| Table III.   School Population and Number of Schools<br>Using Adjusted and Natural Fluoridation by<br>Region and State as of December 31, 1985.....                                  | xvi   |
| Table IV.   Population, Number of American Indian and Alaskan<br>Native Reservations Using Adjusted and Natural<br>Fluoridation, by Region and State as of<br>December 31, 1985..... | xvii  |
| Table V.    Resident Population, Number of Military<br>Installations Using Adjusted and Natural<br>Fluoridation, by Region and State as of<br>December 31, 1985 .....                | xviii |
| Table VI.   Number of Public Water Supply Systems<br>and Population Served by Each of the Major<br>Chemicals by Regions as of December 31, 1985.....                                 | xx    |

## TABLE OF CONTENTS

### States Using Fluoridated Water, Adjusted and Natural Population Served Fluoridated Drinking Water by Serving System, County, Within State

|                     | Page |                      | Page |
|---------------------|------|----------------------|------|
| Alabama .....       | 3    | Montana .....        | 512  |
| Alaska .....        | 17   | Nebraska .....       | 520  |
| Arizona .....       | 33   | Nevada .....         | 526  |
| Arkansas .....      | 48   | New Hampshire .....  | 529  |
| California .....    | 58   | New Jersey .....     | 530  |
| Colorado .....      | 62   | New Mexico .....     | 534  |
| Connecticut .....   | 94   | New York .....       | 546  |
| Delaware .....      | 98   | North Carolina ..... | 569  |
| D.C. ....           | 100  | North Dakota .....   | 592  |
| Florida .....       | 101  | Ohio .....           | 608  |
| Georgia .....       | 111  | Oklahoma .....       | 657  |
| Hawaii .....        | 133  | Oregon .....         | 670  |
| Idaho .....         | 134  | Pennsylvania .....   | 674  |
| Illinois .....      | 138  | Puerto Rico .....    | 683  |
| Indiana .....       | 243  | Rhode Island .....   | 687  |
| Iowa .....          | 279  | South Carolina ..... | 688  |
| Kansas .....        | 320  | South Dakota .....   | 708  |
| Kentucky .....      | 332  | Tennessee .....      | 728  |
| Louisiana .....     | 362  | Texas .....          | 745  |
| Maine .....         | 374  | Utah .....           | 802  |
| Maryland .....      | 381  | Vermont .....        | 805  |
| Massachusetts ..... | 392  | Virginia .....       | 810  |
| Michigan .....      | 398  | Washington .....     | 836  |
| Minnesota .....     | 422  | West Virginia .....  | 842  |
| Mississippi .....   | 476  | Wisconsin .....      | 853  |
| Missouri .....      | 492  | Wyoming .....        | 891  |

### States Using Fluoridated Water, Adjusted and Natural Population Served Fluoridated Drinking Water by Community, Within State

|                     | Page |                      | Page |
|---------------------|------|----------------------|------|
| Alabama .....       | 896  | Montana .....        | 1138 |
| Alaska .....        | 904  | Nebraska .....       | 1140 |
| Arizona .....       | 910  | Nevada .....         | 1143 |
| Arkansas .....      | 913  | New Hampshire .....  | 1144 |
| California .....    | 918  | New Jersey .....     | 1145 |
| Colorado .....      | 922  | New Mexico .....     | 1149 |
| Connecticut .....   | 929  | New York .....       | 1152 |
| Delaware .....      | 933  | North Carolina ..... | 1176 |
| D.C. ....           | 934  | North Dakota .....   | 1184 |
| Florida .....       | 935  | Ohio .....           | 1192 |
| Georgia .....       | 941  | Oklahoma .....       | 1213 |
| Hawaii .....        | 952  | Oregon .....         | 1219 |
| Idaho .....         | 953  | Pennsylvania .....   | 1221 |
| Illinois .....      | 955  | Puerto Rico .....    | 1242 |
| Indiana .....       | 1002 | Rhode Island .....   | 1244 |
| Iowa .....          | 1018 | South Carolina ..... | 1245 |
| Kansas .....        | 1039 | South Dakota .....   | 1253 |
| Kentucky .....      | 1050 | Tennessee .....      | 1262 |
| Louisiana .....     | 1060 | Texas .....          | 1269 |
| Maine .....         | 1065 | Utah .....           | 1289 |
| Maryland .....      | 1069 | Vermont .....        | 1290 |
| Massachusetts ..... | 1075 | Virginia .....       | 1292 |
| Michigan .....      | 1080 | Washington .....     | 1301 |
| Minnesota .....     | 1093 | West Virginia .....  | 1304 |
| Mississippi .....   | 1121 | Wisconsin .....      | 1310 |
| Missouri .....      | 1126 | Wyoming .....        | 1327 |

## INTRODUCTION

The adjustment of the fluoride content of community water supplies to an optimal level as a method to prevent tooth decay began in January 1945 in Grand Rapids, Michigan. At the present time, over 121 million citizens in more than 7,700 communities throughout the Nation are receiving the benefits of optimally adjusted fluoridated water. An additional 9 million people in 1,909 communities are using water with naturally occurring fluoride at levels of 0.7 parts per million or higher. Therefore, 40 years after the first water system was fluoridated, more than 53 percent of the Nation's population has access to water with a dentally significant concentration of fluoride.

The Centers for Disease Control (CDC) contracted with Alliance Technologies Corporation to collect data to determine the current population, location, and status of communities in the United States using optimally adjusted or naturally occurring fluoridated water. These data were provided to Alliance Technologies Corporation by State and Territorial Dental Health Directors. The tabulation of the data, as they appear in this publication, revises and updates previous editions of the Fluoridation Census.<sup>1</sup>

Adjusted fluoridation is the conscious maintenance of the optimal fluoride concentration in the water supply for preventing dental caries. The optimal concentration may be accomplished by adding fluoride chemicals to fluoride deficient water; by blending two or more sources of water naturally containing fluoride to achieve the optimal concentration; or by partial defluoridation, that is, removing naturally occurring excessive fluorides to obtain the recommended level. Water systems are considered to have dentally significant natural fluoridation if they contain 0.7 parts per million (ppm) or more of naturally occurring fluoride. Water systems and communities with optimally adjusted fluoride and naturally occurring fluoride in water are listed in this publication. Adjusted water systems are fluoridated at the optimal level according to the average maximum daily air temperature in the community. (Recommended concentrations, according to National Interim Primary Drinking Water Regulations, 1975, are shown on Table A.) Although the term natural fluoridation has no particular scientific or official connotation, it has been used in this publication for the sake of simplification.

**TABLE A**  
**RECOMMENDED OPTIMAL FLUORIDE LEVEL**

| Annual Average of Maximum Daily Air Temperatures <sup>1</sup> (°F) | Recommended Fluoride Concentrations |                           | Recommended Control Range |             |                |            |
|--|-------------------------------------|---------------------------|---------------------------|-------------|----------------|------------|
|  |                                     |                           | Community Systems         |             | School Systems |            |
|  | Community (ppm)                     | School <sup>2</sup> (ppm) | 0.1 Below                 | - 0.5 Above | 20% Low        | - 20% High |
| 40.0 - 53.7  | 1.2                                 | 5.4                       | 1.1                       | - 1.7       | 4.3            | - 6.5      |
| 53.8 - 58.3  | 1.1                                 | 5.0                       | 1.0                       | - 1.6       | 4.0            | - 6.0      |
| 58.4 - 63.8  | 1.0                                 | 4.5                       | 0.9                       | - 1.5       | 3.6            | - 5.4      |
| 63.9 - 70.6  | 0.9                                 | 4.1                       | 0.8                       | - 1.4       | 3.3            | - 4.9      |
| 70.7 - 79.2  | 0.8                                 | 3.6                       | 0.7                       | - 1.3       | 2.9            | - 4.3      |
| 79.3 - 90.5  | 0.7                                 | 3.2                       | 0.6                       | - 1.2       | 2.6            | - 3.8      |

<sup>1</sup>Based on temperature data obtained for a minimum of five years.

<sup>2</sup>Based on 4.5 times the optimum fluoride level for communities


Source: Centers for Disease Control, Center for Prevention Services, Dental Disease Prevention Activity.

## METHODOLOGY

A computer printout of the fluoridation status for each State as it was collected for the 1980 Fluoridation Census was forwarded to the Director, Division of Dental Health (or the equivalent), in every State health department as a guide to updating information for the 1985 Fluoridation Census. They were requested to update, change, and verify the information presented and to include new fluoridation installations while deleting those that were inappropriate. A request was made to update the population figures to reflect 1985 census estimates. This information was then submitted in a different format for the 1985 Fluoridation Census: States were asked to report each fluoridated water system and the communities each system served; the status of fluoridation, adjusted, consecutive, or natural; the system from which water was purchased, if consecutive; the population receiving fluoridated water; the date on which fluoridation started; and the chemical used for fluoridation, if adjusted.

The updated information was returned to Alliance Technologies Corporation where a master file was created to incorporate the new format and to reflect changes made in the previous data provided by State health officials. The dental directors were informed that unless they made specific changes in their State's printout, the data on the existing printout would be used in the publication of the 1985 Fluoridation Census. In essence, this publication is a report of the Status of Fluoridation made by the States, and the data herewith reported has been provided by the individual States.

1. "Fluoridation Census, 1967," Division of Dental Health, National Institutes of Health, U.S. Department of Health, Education, and Welfare.  
"Fluoridation Census, 1969," Division of Dental Health, National Institutes of Health, U.S. Department of Health, Education, and Welfare. Natural Fluoride Content of Community Water Supplies, Division of Dental, NIH, DHEW.  
"Fluoridation Census, 1975," Dental Disease Prevention Activity, Bureau of State Services, Center for Disease Control, Public Health Service, U.S. Department of Health, Education, and Welfare.  
"Fluoridation Census, 1980," Dental Disease Prevention Activity, Bureau of State Services, Center for Disease Control, Public Health Service, U.S. Department of Health, Education, and Welfare.



# **Summary of Fluoridation Statistics**





**FIGURE 1**  
**Percent of Public Water Supply Population Using Fluoridated Water and State Ranking**

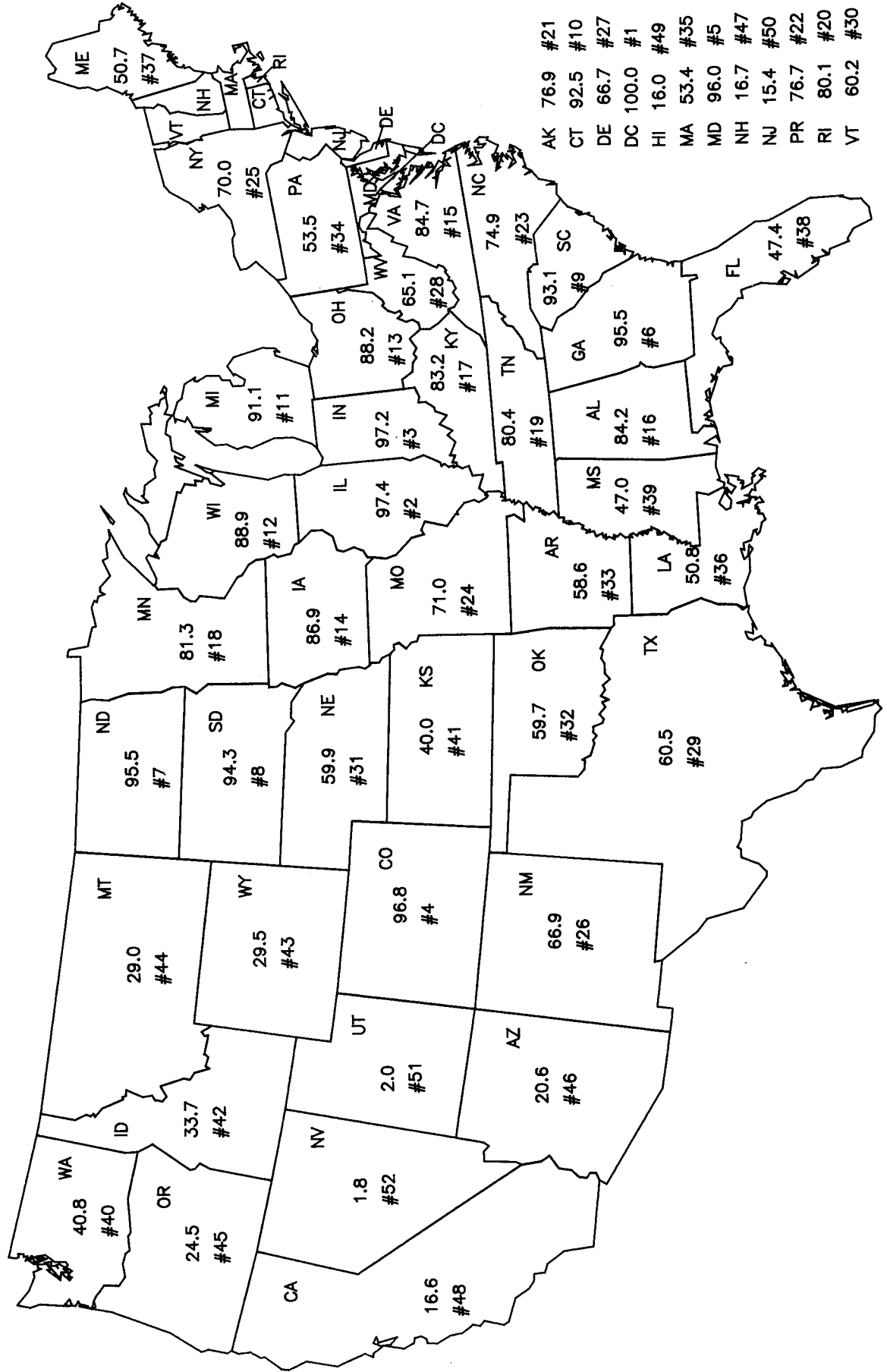


TABLE I.  
POPULATION AND PERCENT SERVED WITH ADJUSTED AND NATURAL FLUORIDATED  
WATER BY REGION AND STATE AS OF DECEMBER 31, 1985

|                      | TOTAL<br>POPULATION* | POPULATION SERVED<br>BY PUBLIC WATER<br>SUPPLY** | POPULATION SERVED<br>FLUORIDATED WATER | % PUBLIC WATER SUPPLY<br>POPULATION DRINKING<br>FLUORIDATED WATER | RANK |
|----------------------|----------------------|--|--|---|------|
| <b>UNITED STATES</b> | <b>243,195,000</b>   | <b>211,730,873</b>                               | <b>130,172,334</b>                     | <b>61</b>   |      |
| <b>REGION I</b>      | <b>12,699,500</b>    | <b>11,272,500</b>                                | <b>6,998,513</b>                       | <b>62</b>   |      |
| CONNECTICUT          | 3,182,000            | 2,558,000  | 2,365,309                              | 92  | 10   |
| MAINE                | 1,169,000            | 804,000  | 407,297                                | 51  | 37   |
| MASSACHUSETTS        | 5,826,500            | 5,826,500  | 3,112,368                              | 53  | 35   |
| NEW HAMPSHIRE        | 1,013,000            | 749,000  | 125,367                                | 17  | 47   |
| RHODE ISLAND         | 971,000              | 928,000  | 743,319                                | 80  | 20   |
| VERMONT              | 538,000              | 407,000  | 244,853                                | 60  | 30   |
| <b>REGION II</b>     | <b>28,641,500</b>    | <b>27,540,000</b>                                | <b>15,364,770</b>                      | <b>56</b>   |      |
| NEW JERSEY           | 7,593,000            | 7,593,000  | 1,170,047                              | 15  | 50   |
| NEW YORK             | 17,770,500           | 16,669,000                                       | 11,673,411                             | 70  | 25   |
| PUERTO RICO          | 3,278,000            | 3,278,000  | 2,521,312                              | 77  | 22   |
| <b>REGION III</b>    | <b>25,233,000</b>    | <b>21,038,000</b>                                | <b>14,755,219</b>                      | <b>70</b>   |      |
| DELAWARE             | 627,500              | 627,500  | 418,593                                | 67  | 27   |
| DISTRICT OF COLUMBIA | 625,500              | 625,500  | 625,500                                | 100   | 1    |
| MARYLAND             | 4,427,000            | 3,361,000  | 3,226,818                              | 96  | 5    |
| PENNSYLVANIA         | 11,879,000           | 9,883,000  | 5,290,153                              | 54  | 34   |
| VIRGINIA             | 5,748,500            | 4,774,000  | 4,043,125                              | 85  | 15   |
| WEST VIRGINIA        | 1,927,000            | 1,767,000  | 1,151,030                              | 65  | 28   |
| <b>REGION IV</b>     | <b>42,387,000</b>    | <b>33,893,373</b>                                | <b>24,015,862</b>                      | <b>71</b>   |      |
| ALABAMA              | 4,036,000            | 3,474,000  | 2,925,570                              | 84  | 16   |
| FLORIDA              | 11,529,500           | 10,255,373                                       | 4,860,794                              | 47  | 38   |
| GEORGIA              | 6,037,500            | 4,235,000  | 4,044,438                              | 96  | 6    |
| KENTUCKY             | 3,727,500            | 2,967,000  | 2,467,378                              | 83  | 17   |
| MISSISSIPPI          | 2,619,000            | 2,328,000  | 1,093,800                              | 47  | 39   |
| NORTH CAROLINA       | 6,296,000            | 4,448,000  | 3,329,736                              | 75  | 23   |
| SOUTH CAROLINA       | 3,358,000            | 2,532,000  | 2,357,061                              | 93  | 9    |
| TENNESSEE            | 4,783,000            | 3,654,000  | 2,937,085                              | 80  | 19   |
| <b>REGION V</b>      | <b>45,889,000</b>    | <b>38,090,000</b>                                | <b>34,944,342</b>                      | <b>92</b>   |      |
| ILLINOIS             | 11,545,000           | 11,407,000                                       | 11,105,505                             | 97  | 2    |
| INDIANA              | 5,502,000            | 3,765,000  | 3,660,005                              | 97  | 3    |
| MICHIGAN             | 9,114,000            | 6,825,000  | 6,218,797                              | 91  | 11   |

\*Based on 1985 Bureau of Census estimates

\*\*Federal Reporting Data System PWS service populations exceeded the Bureau of Census estimates for CO, DE, DC, KS, MA, NV, NJ, PR, UT, and TX.

TABLE I. (CONTINUED)  
POPULATION AND PERCENT SERVED WITH ADJUSTED AND NATURAL FLUORIDATED  
WATER BY REGION AND STATE AS OF DECEMBER 31, 1985

|                    | TOTAL<br>POPULATION* | POPULATION SERVED<br>BY PUBLIC WATER<br>SUPPLY** | POPULATION SERVED<br>FLUORIDATED WATER | % PUBLIC WATER SUPPLY<br>POPULATION DRINKING<br>FLUORIDATED WATER | RANK |
|--------------------|----------------------|--|--|---|------|
| MINNESOTA          | 4,203,000            | 3,689,000  | 2,998,883                              | 81  | 18   |
| OHIO               | 10,748,000           | 9,109,000  | 8,033,399                              | 88  | 13   |
| WISCONSIN          | 4,780,000            | 3,295,000  | 2,927,753                              | 89  | 12   |
| <b>REGION VI</b>   | <b>28,166,000</b>    | <b>26,253,000</b>                                | <b>15,515,286</b>                      | <b>59</b>   |      |
| ARKANSAS           | 2,366,000            | 2,003,000  | 1,173,604                              | 59  | 33   |
| LOUISIANA          | 4,493,000            | 3,896,000  | 1,978,703                              | 51  | 36   |
| NEW MEXICO         | 1,465,000            | 1,178,000  | 787,655                                | 67  | 26   |
| OKLAHOMA           | 3,306,000            | 2,639,000  | 1,576,681                              | 60  | 32   |
| TEXAS              | 16,537,000           | 16,537,000                                       | 9,998,643                              | 60  | 29   |
| <b>REGION VII</b>  | <b>11,971,000</b>    | <b>10,050,000</b>                                | <b>6,632,825</b>                       | <b>66</b>   |      |
| IOWA               | 2,866,000            | 2,290,000  | 1,990,832                              | 87  | 14   |
| KANSAS             | 2,455,000            | 2,455,000  | 981,562                                | 40  | 41   |
| MISSOURI           | 5,050,000            | 4,364,000  | 3,097,162                              | 71  | 24   |
| NEBRASKA           | 1,602,000            | 941,000  | 563,269                                | 60  | 31   |
| <b>REGION VIII</b> | <b>7,624,000</b>     | <b>6,912,000</b>                                 | <b>4,453,381</b>                       | <b>64</b>   |      |
| COLORADO           | 3,250,000            | 3,250,000  | 3,144,949                              | 97  | 4    |
| MONTANA            | 821,000              | 567,000  | 164,283                                | 29  | 44   |
| NORTH DAKOTA       | 682,000              | 516,000  | 492,717                                | 95  | 7    |
| SOUTH DAKOTA       | 708,000              | 533,000  | 502,739                                | 94  | 8    |
| UTAH               | 1,655,000            | 1,655,000  | 33,522                                 | 2   | 51   |
| WYOMING            | 509,000              | 391,000  | 115,171                                | 29  | 43   |
| <b>REGION IX</b>   | <b>31,925,000</b>    | <b>29,816,000</b>                                | <b>4,913,851</b>                       | <b>16</b>   |      |
| ARIZONA            | 3,235,000            | 2,980,000  | 613,479                                | 21  | 46   |
| CALIFORNIA         | 26,680,000           | 24,991,000                                       | 4,140,978                              | 17  | 48   |
| HAWAII             | 1,058,000            | 893,000  | 142,570                                | 16  | 49   |
| NEVADA             | 952,000              | 952,000  | 16,824                                 | 2   | 52   |
| <b>REGION X</b>    | <b>8,660,000</b>     | <b>6,866,000</b>                                 | <b>2,578,285</b>                       | <b>38</b>   |      |
| ALASKA             | 527,000              | 405,000  | 311,547                                | 77  | 21   |
| IDAHO              | 1,003,000            | 694,000  | 234,207                                | 34  | 42   |
| OREGON             | 2,694,000            | 1,975,000  | 483,930                                | 25  | 45   |
| WASHINGTON         | 4,436,000            | 3,792,000  | 1,548,601                              | 41  | 40   |

\*Based on 1985 Bureau of Census estimates

\*\*Federal Reporting Data System PWS service populations exceeded the Bureau of Census estimates for CO, DE, DC, KS, MA, NV, NJ, PR, UT, and TX.

TABLE II.  
Number of Public Water Systems, Communities, and Populations Using  
Adjusted and Natural Fluoridation by Region as of December 31, 1985

|                      | USING ADJUSTED |              |                    | USING NATURAL |              |                  |
|----------------------|----------------|--------------|--------------------|---------------|--------------|------------------|
|                      | SYSTEMS*       | COMMUNITIES  | POPULATION         | SYSTEMS*      | COMMUNITIES  | POPULATION       |
| <b>UNITED STATES</b> | <b>8,913</b>   | <b>7,772</b> | <b>121,425,572</b> | <b>3,445</b>  | <b>1,909</b> | <b>9,005,262</b> |
| <b>REGION I</b>      | <b>267</b>     | <b>337</b>   | <b>6,986,286</b>   | <b>9</b>      | <b>16</b>    | <b>12,227</b>    |
| CONNECTICUT          | 37             | 88           | 2,364,279          | 4             | 1            | 1,030            |
| MAINE                | 75             | 90           | 407,297            | 0             | 0            | 0                |
| MASSACHUSETTS        | 66             | 99           | 3,111,971          | 3             | 0            | 397              |
| NEW HAMPSHIRE        | 10             | 8            | 114,567            | 2             | 2            | 10,800           |
| RHODE ISLAND         | 14             | 21           | 743,319            | 0             | 0            | 0                |
| VERMONT              | 65             | 31           | 244,853            | 0             | 0            | 0                |
| <b>REGION II</b>     | <b>689</b>     | <b>676</b>   | <b>15,249,709</b>  | <b>17</b>     | <b>22</b>    | <b>115,061</b>   |
| NEW JERSEY           | 28             | 64           | 1,056,302          | 15            | 20           | 113,745          |
| NEW YORK             | 622            | 570          | 11,672,095         | 2             | 2            | 1,316            |
| PUERTO RICO          | 39             | 42           | 2,521,312          | 0             | 0            | 0                |
| <b>REGION III</b>    | <b>487</b>     | <b>856</b>   | <b>14,750,147</b>  | <b>271</b>    | <b>66</b>    | <b>263,572</b>   |
| DELAWARE             | 9              | 11           | 413,225            | 6             | 2            | 5,368            |
| DISTRICT OF COLUMBIA | 1              | 1            | 884,000            | 0             | 0            | 0                |
| MARYLAND             | 88             | 121          | 3,182,845          | 57            | 13           | 49,973           |
| PENNSYLVANIA         | 140            | 445          | 5,290,153          | 0             | 0            | 0                |
| VIRGINIA             | 121            | 158          | 3,828,894          | 208           | 50           | 214,231          |
| WEST VIRGINIA        | 128            | 121          | 1,151,030          | 0             | 0            | 0                |
| <b>REGION IV</b>     | <b>1,748</b>   | <b>1,301</b> | <b>22,646,348</b>  | <b>276</b>    | <b>123</b>   | <b>1,369,514</b> |
| ALABAMA              | 240            | 174          | 2,865,939          | 26            | 18           | 59,631           |
| FLORIDA              | 75             | 97           | 4,081,812          | 35            | 31           | 778,982          |
| GEORGIA              | 288            | 255          | 4,028,398          | 5             | 4            | 16,040           |
| KENTUCKY             | 345            | 226          | 2,467,378          | 0             | 0            | 0                |
| MISSISSIPPI          | 195            | 105          | 1,020,704          | 43            | 13           | 73,096           |
| NORTH CAROLINA       | 237            | 148          | 3,248,435          | 29            | 23           | 81,301           |
| SOUTH CAROLINA       | 173            | 138          | 1,996,597          | 138           | 34           | 360,464          |
| TENNESSEE            | 195            | 158          | 2,937,085          | 0             | 0            | 0                |
| <b>REGION V</b>      | <b>3,485</b>   | <b>2,787</b> | <b>33,185,724</b>  | <b>901</b>    | <b>538</b>   | <b>1,758,618</b> |
| ILLINOIS             | 1,338          | 972          | 10,155,738         | 215           | 153          | 949,767          |
| INDIANA              | 450            | 300          | 3,397,565          | 92            | 78           | 262,440          |
| MICHIGAN             | 354            | 240          | 6,094,799          | 96            | 53           | 123,998          |
| MINNESOTA            | 653            | 641          | 2,994,771          | 14            | 12           | 4,112            |
| OHIO                 | 370            | 371          | 7,791,641          | 332           | 118          | 241,758          |
| WISCONSIN            | 320            | 263          | 2,751,210          | 152           | 124          | 176,543          |

\*Note: System refers to fluoridating systems plus consecutive systems

TABLE II. (CONTINUED)  
 Number of Public Water Systems, Communities, and Populations Using  
 Adjusted and Natural Fluoridation by Region as of December 31, 1985

|                    | USING ADJUSTED |             |                   | USING NATURAL |             |                  |
|--------------------|----------------|-------------|-------------------|---------------|-------------|------------------|
|                    | SYSTEMS*       | COMMUNITIES | POPULATION        | SYSTEMS*      | COMMUNITIES | POPULATION       |
| <b>REGION VI</b>   | <b>683</b>     | <b>464</b>  | <b>12,345,239</b> | <b>786</b>    | <b>405</b>  | <b>3,170,047</b> |
| ARKANSAS           | 182            | 109         | 1,156,799         | 14            | 7           | 16,805           |
| LOUISIANA          | 52             | 73          | 1,747,024         | 94            | 33          | 231,679          |
| NEW MEXICO         | 48             | 18          | 542,042           | 86            | 41          | 245,613          |
| OKLAHOMA           | 158            | 93          | 1,467,529         | 55            | 36          | 109,152          |
| TEXAS              | 243            | 171         | 7,431,845         | 537           | 288         | 2,566,798        |
| <b>REGION VII</b>  | <b>595</b>     | <b>727</b>  | <b>5,991,585</b>  | <b>423</b>    | <b>355</b>  | <b>641,240</b>   |
| IOWA               | 292            | 297         | 1,666,149         | 242           | 192         | 324,683          |
| KANSAS             | 47             | 170         | 848,348           | 83            | 85          | 133,214          |
| MISSOURI           | 203            | 205         | 2,932,091         | 84            | 65          | 165,071          |
| NEBRASKA           | 53             | 55          | 544,997           | 14            | 13          | 18,272           |
| <b>REGION VIII</b> | <b>505</b>     | <b>319</b>  | <b>3,487,983</b>  | <b>567</b>    | <b>287</b>  | <b>965,398</b>   |
| COLORADO           | 145            | 51          | 2,382,836         | 306           | 110         | 762,113          |
| MONTANA            | 25             | 9           | 60,114            | 65            | 28          | 104,169          |
| NORTH DAKOTA       | 118            | 109         | 463,370           | 83            | 63          | 29,347           |
| SOUTH DAKOTA       | 198            | 137         | 460,698           | 83            | 67          | 42,041           |
| UTAH               | 11             | 4           | 27,282            | 18            | 8           | 6,240            |
| WYOMING            | 8              | 9           | 93,683            | 12            | 11          | 21,488           |
| <b>REGION IX</b>   | <b>144</b>     | <b>94</b>   | <b>4,489,180</b>  | <b>120</b>    | <b>48</b>   | <b>424,671</b>   |
| ARIZONA            | 66             | 6           | 203,816           | 104           | 44          | 409,663          |
| CALIFORNIA         | 55             | 82          | 4,140,878         | 1             | 0           | 100              |
| HAWAII             | 10             | 3           | 142,570           | 0             | 0           | 0                |
| NEVADA             | 13             | 3           | 1,916             | 15            | 4           | 14,908           |
| <b>REGION X</b>    | <b>310</b>     | <b>211</b>  | <b>2,293,371</b>  | <b>75</b>     | <b>49</b>   | <b>284,914</b>   |
| ALASKA             | 190            | 135         | 311,547           | 0             | 0           | 0                |
| IDAHO              | 8              | 4           | 48,842            | 40            | 18          | 185,365          |
| OREGON             | 32             | 25          | 444,230           | 20            | 19          | 39,700           |
| WASHINGTON         | 80             | 47          | 1,488,752         | 15            | 12          | 59,849           |

\*Note: System refers to fluoridating systems plus consecutive systems

# FIGURE II

## Fluoridation Growth, by Population

United States 1945 - 1985

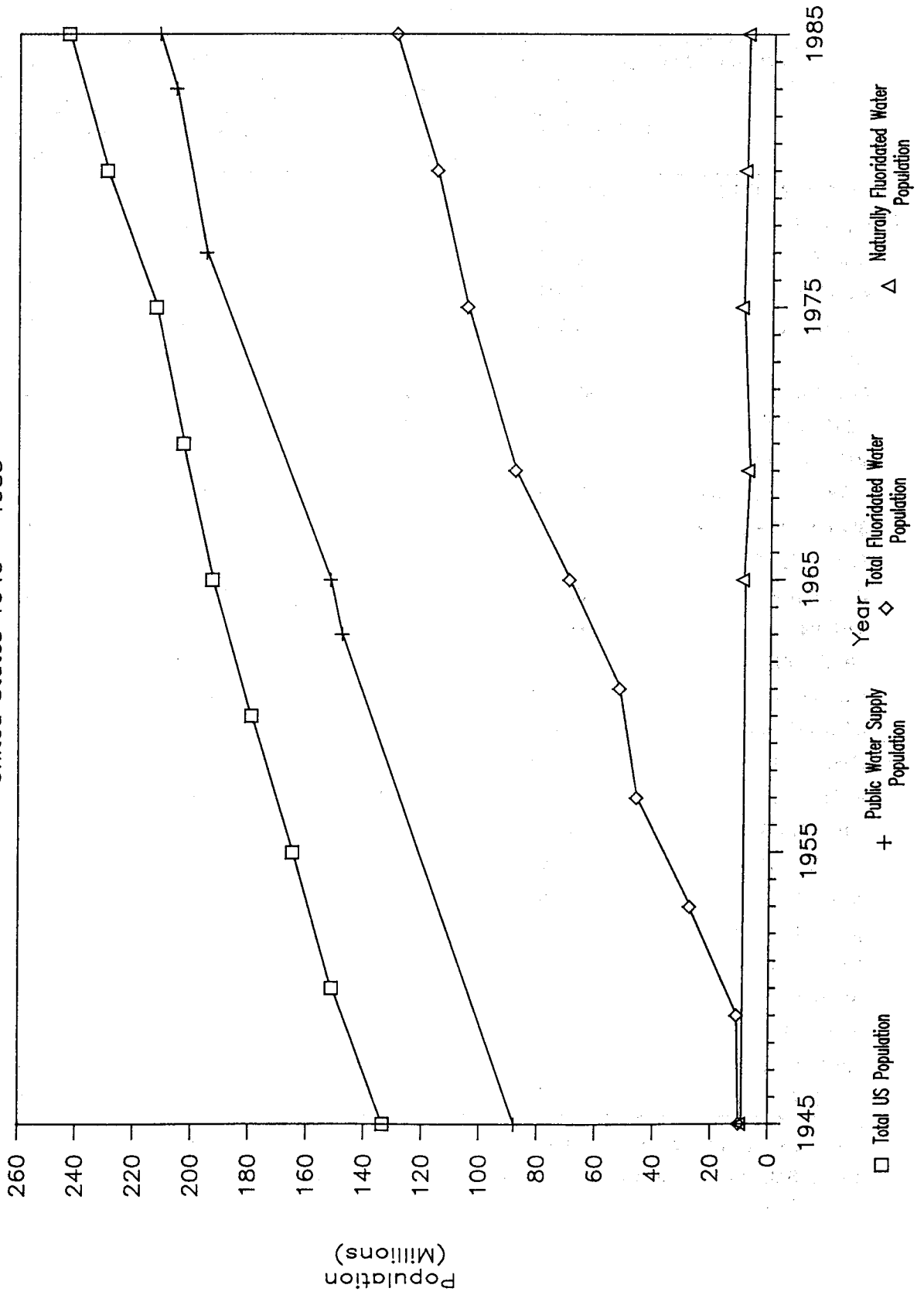


TABLE III.  
SCHOOL POPULATION AND NUMBER OF SCHOOLS USING ADJUSTED  
AND NATURAL FLUORIDATION BY REGION AND STATE AS OF DECEMBER 31, 1985

|                      | USING ADJUSTED* |                   | USING NATURAL* |                   |
|----------------------|-----------------|-------------------|----------------|-------------------|
|                      | POPULATION      | NUMBER OF SCHOOLS | POPULATION     | NUMBER OF SCHOOLS |
| <b>UNITED STATES</b> | <b>149,243</b>  | <b>456</b>        | <b>20,727</b>  | <b>48</b>         |
| <b>REGION I</b>      | <b>8,290</b>    | <b>39</b>         | <b>0</b>       | <b>0</b>          |
| MAINE                | 2,939           | 13                | 0              | 0                 |
| VERMONT              | 5,351           | 26                | 0              | 0                 |
| <b>REGION III</b>    | <b>3,020</b>    | <b>5</b>          | <b>0</b>       | <b>0</b>          |
| VIRGINIA             | 3,020           | 5                 | 0              | 0                 |
| <b>REGION IV</b>     | <b>83,722</b>   | <b>247</b>        | <b>11,903</b>  | <b>36</b>         |
| KENTUCKY             | 39,447          | 138               | 0              | 0                 |
| MISSISSIPPI          | 1,500           | 1                 | 0              | 0                 |
| NORTH CAROLINA       | 41,658          | 103               | 585            | 2                 |
| SOUTH CAROLINA       | 450             | 1                 | 11,318         | 34                |
| TENNESSEE            | 667             | 4                 | 0              | 0                 |
| <b>REGION V</b>      | <b>49,593</b>   | <b>149</b>        | <b>6,719</b>   | <b>2</b>          |
| INDIANA              | 42,332          | 106               | 0              | 0                 |
| WISCONSIN            | 7,261           | 43                | 6,719          | 2                 |
| <b>REGION VI</b>     | <b>1,410</b>    | <b>2</b>          | <b>1,045</b>   | <b>6</b>          |
| NEW MEXICO           | 1,410           | 2                 | 1,045          | 6                 |
| <b>REGION VII</b>    | <b>1,025</b>    | <b>1</b>          | <b>400</b>     | <b>1</b>          |
| MISSOURI             | 0               | 0                 | 400            | 1                 |
| NEBRASKA             | 1,025           | 1                 | 0              | 0                 |
| <b>REGION VIII</b>   | <b>1,504</b>    | <b>6</b>          | <b>0</b>       | <b>0</b>          |
| MONTANA              | 300             | 1                 | 0              | 0                 |
| SOUTH DAKOTA         | 1,204           | 5                 | 0              | 0                 |
| <b>REGION IX</b>     | <b>195</b>      | <b>2</b>          | <b>660</b>     | <b>3</b>          |
| ARIZONA              | 170             | 1                 | 660            | 3                 |
| NEVADA               | 25              | 1                 | 0              | 0                 |
| <b>REGION X</b>      | <b>484</b>      | <b>5</b>          | <b>0</b>       | <b>0</b>          |
| ALASKA               | 484             | 5                 | 0              | 0                 |

\*Schools are fluoridated at 4.5 times the recommended optimal levels for communities.

Note: Schools include all American Indian and Alaskan Native Reservation Schools.

TABLE IV.  
POPULATION, NUMBER OF AMERICAN INDIAN AND ALASKAN NATIVE  
RESERVATIONS USING ADJUSTED AND NATURAL FLUORIDATION, BY REGION AND STATE AS OF  
DECEMBER 31, 1985

|                      | SYSTEMS        |                      |               |                      |
|----------------------|----------------|----------------------|---------------|----------------------|
|                      | ADJUSTED       |                      | NATURAL       |                      |
|                      | POPULATION     | NUMBER OF<br>SYSTEMS | POPULATION    | NUMBER OF<br>SYSTEMS |
| <b>UNITED STATES</b> | <b>181,761</b> | <b>325</b>           | <b>17,629</b> | <b>53</b>            |
| <b>REGION IV</b>     | <b>4,041</b>   | <b>8</b>             | <b>0</b>      | <b>1</b>             |
| MISSISSIPPI          | 2,280          | 3                    | 0             | 0                    |
| NORTH CAROLINA       | 1,761          | 5                    | 0             | 1                    |
| <b>REGION V</b>      | <b>8,137</b>   | <b>11</b>            | <b>0</b>      | <b>0</b>             |
| WISCONSIN            | 8,137          | 11                   | 0             | 0                    |
| <b>REGION VI</b>     | <b>29,035</b>  | <b>26</b>            | <b>8,978</b>  | <b>30</b>            |
| NEW MEXICO           | 28,495         | 24                   | 8,978         | 30                   |
| OKLAHOMA             | 540            | 2                    | 0             | 0                    |
| <b>REGION VII</b>    | <b>0</b>       | <b>0</b>             | <b>1,560</b>  | <b>1</b>             |
| NEBRASKA             | 0              | 0                    | 1,560         | 1                    |
| <b>REGION VIII</b>   | <b>30,327</b>  | <b>61</b>            | <b>821</b>    | <b>4</b>             |
| MONTANA              | 7,846          | 11                   | 421           | 2                    |
| NORTH DAKOTA         | 5,993          | 13                   | 0             | 0                    |
| SOUTH DAKOTA         | 11,794         | 30                   | 0             | 0                    |
| UTAH                 | 3,621          | 6                    | 400           | 2                    |
| WYOMING              | 1,073          | 1                    | 0             | 0                    |
| <b>REGION IX</b>     | <b>59,132</b>  | <b>78</b>            | <b>6,270</b>  | <b>17</b>            |
| ARIZONA              | 56,996         | 64                   | 6,070         | 15                   |
| CALIFORNIA           | 245            | 2                    | 100           | 1                    |
| NEVADA               | 1,891          | 12                   | 100           | 1                    |
| <b>REGION X</b>      | <b>51,089</b>  | <b>141</b>           | <b>0</b>      | <b>0</b>             |
| ALASKA               | 48,689         | 140                  | 0             | 0                    |
| OREGON               | 2,400          | 1                    | 0             | 0                    |



TABLE IV. (CONTINUED)  
 POPULATION, NUMBER OF AMERICAN INDIAN AND ALASKAN NATIVE  
 RESERVATIONS USING ADJUSTED AND NATURAL FLUORIDATION, BY REGION AND STATE AS OF  
 DECEMBER 31, 1985

|                      | SCHOOLS*   |                   |            |                   |
|----------------------|------------|-------------------|------------|-------------------|
|                      | ADJUSTED   |                   | NATURAL    |                   |
|                      | POPULATION | NUMBER OF SCHOOLS | POPULATION | NUMBER OF SCHOOLS |
| <b>UNITED STATES</b> | 3,593      | 15                | 8,824      | 12                |
| <b>REGION V</b>      | 0          | 0                 | 6,719      | 2                 |
| WISCONSIN            | 0          | 0                 | 6,719      | 2                 |
| <b>REGION VI</b>     | 1,410      | 2                 | 1,045      | 6                 |
| NEW MEXICO           | 1,410      | 2                 | 1,045      | 6                 |
| <b>REGION VII</b>    | 0          | 0                 | 400        | 1                 |
| MISSOURI             | 0          | 0                 | 400        | 1                 |
| <b>REGION VIII</b>   | 1,504      | 6                 | 0          | 0                 |
| MONTANA              | 300        | 1                 | 0          | 0                 |
| SOUTH DAKOTA         | 1,204      | 5                 | 0          | 0                 |
| <b>REGION IX</b>     | 195        | 2                 | 660        | 3                 |
| ARIZONA              | 170        | 1                 | 660        | 3                 |
| NEVADA               | 25         | 1                 | 0          | 0                 |
| <b>REGION X</b>      | 484        | 5                 | 0          | 0                 |
| ALASKA               | 484        | 5                 | 0          | 0                 |

\*Schools are fluoridated at 4.5 times the recommended optimal levels for communities.

TABLE V.  
RESIDENT POPULATION, NUMBER OF MILITARY INSTALLATIONS USING  
ADJUSTED AND NATURAL FLUORIDATION, BY REGION AND STATE, AS OF DECEMBER 31, 1985

|                      | Adjusted                              |                           | Natural                              |                          |
|----------------------|---------------------------------------|---------------------------|--------------------------------------|--------------------------|
|                      | Resident Population<br>Using Adjusted | Installations<br>Adjusted | Resident Population<br>Using Natural | Installations<br>Natural |
| <b>UNITED STATES</b> | <b>1,813,906</b>                      | <b>134</b>                | <b>44,977</b>                        | <b>19</b>                |
| <b>REGION I</b>      | <b>18,325</b>                         | <b>7</b>                  | <b>0</b>                             | <b>0</b>                 |
| MAINE                | 10,300                                | 4                         | 0                                    | 0                        |
| MASSACHUSETTS        | 8,000                                 | 2                         | 0                                    | 0                        |
| NEW HAMPSHIRE        | 25                                    | 1                         | 0                                    | 0                        |
| <b>REGION II</b>     | <b>45,552</b>                         | <b>6</b>                  | <b>0</b>                             | <b>0</b>                 |
| NEW JERSEY           | 35,952                                | 3                         | 0                                    | 0                        |
| NEW YORK             | 9,600                                 | 3                         | 0                                    | 0                        |
| <b>REGION III</b>    | <b>550,539</b>                        | <b>13</b>                 | <b>27</b>                            | <b>2</b>                 |
| DELAWARE             | 8,900                                 | 2                         | 0                                    | 0                        |
| MARYLAND             | 74,200                                | 6                         | 27                                   | 2                        |
| PENNSYLVANIA         | 0                                     | 0                         | 0                                    | 0                        |
| VIRGINIA             | 467,439                               | 5                         | 0                                    | 0                        |
| <b>REGION IV</b>     | <b>527,153</b>                        | <b>44</b>                 | <b>4,233</b>                         | <b>2</b>                 |
| ALABAMA              | 27,594                                | 3                         | 0                                    | 0                        |
| FLORIDA              | 109,127                               | 12                        | 1,072                                | 1                        |
| GEORGIA              | 86,200                                | 6                         | 0                                    | 0                        |
| KENTUCKY             | 50,000                                | 1                         | 0                                    | 0                        |
| MISSISSIPPI          | 31,397                                | 3                         | 0                                    | 0                        |
| NORTH CAROLINA       | 120,200                               | 10                        | 0                                    | 0                        |
| SOUTH CAROLINA       | 44,593                                | 6                         | 3,161                                | 1                        |
| TENNESSEE            | 58,042                                | 3                         | 0                                    | 0                        |
| <b>REGION V</b>      | <b>118,995</b>                        | <b>10</b>                 | <b>1,525</b>                         | <b>2</b>                 |
| ILLINOIS             | 97,695                                | 5                         | 25                                   | 1                        |
| INDIANA              | 1,500                                 | 1                         | 0                                    | 0                        |
| MICHIGAN             | 19,800                                | 4                         | 0                                    | 0                        |
| OHIO                 | 0                                     | 0                         | 1,500                                | 1                        |
| <b>REGION VI</b>     | <b>176,371</b>                        | <b>21</b>                 | <b>6,630</b>                         | <b>3</b>                 |
| ARKANSAS             | 10,700                                | 2                         | 0                                    | 0                        |
| LOUISIANA            | 22,100                                | 3                         | 1,700                                | 1                        |
| OKLAHOMA             | 14,096                                | 4                         | 0                                    | 0                        |
| TEXAS                | 129,475                               | 12                        | 4,930                                | 2                        |

TABLE V. (CONTINUED)  
 RESIDENT POPULATION, NUMBER OF MILITARY INSTALLATIONS USING  
 ADJUSTED AND NATURAL FLUORIDATION, BY REGION AND STATE, AS OF DECEMBER 31, 1985

|                    | Adjusted                              |                           | Natural                              |                          |
|--------------------|---------------------------------------|---------------------------|--------------------------------------|--------------------------|
|                    | Resident Population<br>Using Adjusted | Installations<br>Adjusted | Resident Population<br>Using Natural | Installations<br>Natural |
| <b>REGION VII</b>  | <b>68,987</b>                         | <b>5</b>                  | <b>4,250</b>                         | <b>2</b>                 |
| IOWA               | 0                                     | 0                         | 250                                  | 1                        |
| KANSAS             | 37,700                                | 3                         | 0                                    | 0                        |
| MISSOURI           | 22,500                                | 1                         | 4,000                                | 1                        |
| NEBRASKA           | 8,787                                 | 1                         | 0                                    | 0                        |
| <b>REGION VIII</b> | <b>77,967</b>                         | <b>5</b>                  | <b>7,602</b>                         | <b>2</b>                 |
| COLORADO           | 0                                     | 0                         | 0                                    | 0                        |
| MONTANA            | 3,000                                 | 1                         | 7,602                                | 2                        |
| NORTH DAKOTA       | 65,686                                | 2                         | 0                                    | 0                        |
| SOUTH DAKOTA       | 5,000                                 | 1                         | 0                                    | 0                        |
| UTAH               | 4,281                                 | 1                         | 0                                    | 0                        |
| <b>REGION IX</b>   | <b>142,570</b>                        | <b>10</b>                 | <b>20,710</b>                        | <b>6</b>                 |
| ARIZONA            | 0                                     | 0                         | 19,200                               | 5                        |
| HAWAII             | 142,570                               | 10                        | 0                                    | 0                        |
| NEVADA             | 0                                     | 0                         | 1,510                                | 1                        |
| <b>REGION X</b>    | <b>87,447</b>                         | <b>13</b>                 | <b>0</b>                             | <b>0</b>                 |
| ALASKA             | 30,238                                | 9                         | 0                                    | 0                        |
| IDAHO              | 6,000                                 | 1                         | 0                                    | 0                        |
| WASHINGTON         | 51,209                                | 3                         | 0                                    | 0                        |

TABLE VI.  
NUMBER OF PUBLIC WATER SUPPLY SYSTEMS AND POPULATION SERVED BY EACH  
OF THE MAJOR CHEMICALS BY REGION AS OF DECEMBER 31, 1985

|                      | HYDROFLUOSILICIC<br>ACID |              | SODIUM<br>SILICOFLUORIDE |              | SODIUM<br>FLUORIDE |              |
|----------------------|--------------------------|--------------|--------------------------|--------------|--------------------|--------------|
|                      | POPULATION               | # SYSTEMS    | POPULATION               | # SYSTEMS    | POPULATION         | # SYSTEMS    |
| <b>UNITED STATES</b> | <b>68,701,152</b>        | <b>4,721</b> | <b>34,027,385</b>        | <b>1,331</b> | <b>10,496,199</b>  | <b>2,221</b> |
| <b>REGION I</b>      | <b>4,458,875</b>         | <b>99</b>    | <b>1,688,891</b>         | <b>30</b>    | <b>838,120</b>     | <b>138</b>   |
| CONNECTICUT          | 1,668,039                | 24           | 559,500                  | 5            | 136,740            | 8            |
| MAINE                | 240,756                  | 33           | 82,600                   | 5            | 83,941             | 37           |
| MASSACHUSETTS        | 2,261,838                | 21           | 357,845                  | 6            | 492,288            | 39           |
| NEW HAMPSHIRE        | 65,942                   | 4            | 0                        | 0            | 48,625             | 6            |
| RHODE ISLAND         | 88,199                   | 1            | 638,946                  | 13           | 16,174             | 1            |
| VERMONT              | 134,101                  | 16           | 50,000                   | 1            | 60,352             | 47           |
| <b>REGION II</b>     | <b>4,456,648</b>         | <b>543</b>   | <b>8,044,038</b>         | <b>65</b>    | <b>2,781,827</b>   | <b>82</b>    |
| NEW JERSEY           | 645,005                  | 18           | 317,600                  | 3            | 80,697             | 6            |
| NEW YORK             | 3,811,643                | 525          | 7,726,438                | 62           | 179,818            | 37           |
| PUERTO RICO          | 0                        | 0            | 0                        | 0            | 2,521,312          | 39           |
| <b>REGION III</b>    | <b>10,645,156</b>        | <b>198</b>   | <b>2,028,717</b>         | <b>89</b>    | <b>1,503,994</b>   | <b>163</b>   |
| DELAWARE             | 0                        | 0            | 140,000                  | 1            | 42,925             | 5            |
| DISTRICT OF COLUMBIA | 884,000                  | 1            | 0                        | 0            | 0                  | 0            |
| MARYLAND             | 2,839,145                | 46           | 136,075                  | 8            | 27,700             | 7            |
| PENNSYLVANIA         | 4,3704,760               | 81           | 513,269                  | 28           | 244,069            | 24           |
| VIRGINIA             | 2,047,055                | 48           | 889,141                  | 36           | 892,698            | 37           |
| WEST VIRGINIA        | 504,196                  | 22           | 350,232                  | 16           | 296,602            | 90           |
| <b>REGION IV</b>     | <b>9,953,176</b>         | <b>542</b>   | <b>7,447,029</b>         | <b>295</b>   | <b>2,149,113</b>   | <b>503</b>   |
| ALABAMA              | 2,791,890                | 231          | 73,425                   | 9            | 0                  | 0            |
| FLORIDA              | 1,747,001                | 47           | 2,097,222                | 10           | 8,615              | 3            |
| GEORGIA              | 2,181,557                | 119          | 987,270                  | 45           | 853,971            | 124          |
| KENTUCKY             | 0                        | 0            | 0                        | 0            | 0                  | 0            |
| MISSISSIPPI          | 14,851                   | 7            | 351,787                  | 10           | 653,786            | 177          |
| NORTH CAROLINA       | 1,152,672                | 57           | 1,378,260                | 13           | 343,607            | 126          |
| SOUTH CAROLINA       | 916,607                  | 56           | 935,125                  | 91           | 141,872            | 22           |
| TENNESSEE            | 1,148,598                | 25           | 1,623,940                | 117          | 147,262            | 51           |
| <b>REGION V</b>      | <b>25,356,903</b>        | <b>2,489</b> | <b>6,037,935</b>         | <b>279</b>   | <b>1,292,787</b>   | <b>661</b>   |
| ILLINOIS             | 9,117,358                | 995          | 629,527                  | 84           | 408,853            | 261          |
| INDIANA              | 1,413,161                | 106          | 1,274,845                | 42           | 701,988            | 283          |
| MICHIGAN             | 5,267,583                | 284          | 432,309                  | 26           | 42,199             | 11           |
| MINNESOTA            | 2,681,152                | 604          | 253,599                  | 19           | 57,634             | 26           |


Note: Chemical used was not indicated for all systems, so these data are not consistent with other summary tables.

TABLE VI. (CONTINUED)  
NUMBER OF PUBLIC WATER SUPPLY SYSTEMS AND POPULATION SERVED BY EACH  
OF THE MAJOR CHEMICALS BY REGION AS OF DECEMBER 31, 1985

|                    | HYDROFLUOSILICIC<br>ACID |            | SODIUM<br>SILICOFLUORIDE |            | SODIUM<br>FLUORIDE |            |
|--------------------|--------------------------|------------|--------------------------|------------|--------------------|------------|
|                    | POPULATION               | # SYSTEMS  | POPULATION               | # SYSTEMS  | POPULATION         | # SYSTEMS  |
| OHIO               | 4,734,113                | 260        | 2,876,911                | 82         | 45,617             | 27         |
| WISCONSIN          | 2,143,536                | 240        | 570,744                  | 26         | 36,496             | 53         |
| <b>REGION VI</b>   | <b>7,878,446</b>         | <b>323</b> | <b>3,811,548</b>         | <b>261</b> | <b>641,745</b>     | <b>98</b>  |
| ARKANSAS           | 683,416                  | 78         | 466,170                  | 100        | 7,213              | 4          |
| LOUISIANA          | 1,747,024                | 52         | 0                        | 0          | 0                  | 0          |
| NEW MEXICO         | 399,250                  | 4          | 4,500                    | 1          | 138,292            | 43         |
| OKLAHOMA           | 178,503                  | 29         | 1,071,569                | 108        | 217,457            | 21         |
| TEXAS              | 4,870,253                | 160        | 2,269,309                | 52         | 278,783            | 30         |
| <b>REGION VII</b>  | <b>4,554,198</b>         | <b>366</b> | <b>1,313,430</b>         | <b>100</b> | <b>305,772</b>     | <b>123</b> |
| IOWA               | 1,278,111                | 263        | 369,557                  | 21         | 18,481             | 9          |
| KANSAS             | 411,136                  | 17         | 614,760                  | 27         | 18,273             | 3          |
| MISSOURI           | 2,367,699                | 47         | 299,184                  | 48         | 265,208            | 109        |
| NEBRASKA           | 497,252                  | 39         | 29,929                   | 4          | 3,810              | 2          |
| <b>REGION VIII</b> | <b>276,672</b>           | <b>116</b> | <b>2,800,322</b>         | <b>159</b> | <b>368,834</b>     | <b>221</b> |
| COLORADO           | 77,000                   | 3          | 2,155,496                | 109        | 108,700            | 26         |
| MONTANA            | 0                        | 0          | 40,100                   | 4          | 19,499             | 19         |
| NORTH DAKOTA       | 89,591                   | 52         | 317,522                  | 18         | 56,257             | 48         |
| SOUTH DAKOTA       | 95,530                   | 58         | 190,545                  | 21         | 174,623            | 119        |
| UTAH               | 3,004                    | 2          | 15,596                   | 1          | 8,682              | 8          |
| WYOMING            | 11,547                   | 1          | 81,063                   | 6          | 1,073              | 1          |
| <b>REGION IX</b>   | <b>12,973</b>            | <b>2</b>   | <b>135,000</b>           | <b>1</b>   | <b>204,031</b>     | <b>82</b>  |
| ARIZONA            | 12,000                   | 1          | 135,000                  | 1          | 56,816             | 64         |
| CALIFORNIA         | 973                      | 1          | 0                        | 0          | 4,070              | 6          |
| HAWAII             | 0                        | 0          | 0                        | 0          | 142,570            | 10         |
| NEVADA             | 0                        | 0          | 0                        | 0          | 575                | 2          |
| <b>REGION X</b>    | <b>1,108,105</b>         | <b>43</b>  | <b>720,475</b>           | <b>52</b>  | <b>409,976</b>     | <b>150</b> |
| ALASKA             | 0                        | 0          | 0                        | 0          | 256,732            | 125        |
| IDAHO              | 0                        | 0          | 48,842                   | 8          | 0                  | 0          |
| OREGON             | 20,000                   | 1          | 408,980                  | 26         | 15,250             | 5          |
| WASHINGTON         | 1,088,105                | 42         | 262,653                  | 18         | 137,994            | 20         |

Note: Chemical used was not indicated for all systems, so these data are not consistent with other summary tables.





Public Water Supply  
Systems Using  
Fluoridated  
Water  
adjusted and natural





POPULATION SERVED FLUORIDATED DRINKING WATER BY SOURCE SYSTEM,  
CONSECUTIVE SYSTEM, AND COUNTY WITHIN STATE (AS OF 12/31/85)

# ALABAMA

| WATER SYSTEM and<br>CONSECUTIVE SYSTEMS SERVED           | EPA<br>ID<br>NO | COUNTY     | CHEM<br>USED | STATUS | FLUOR<br>START<br>DATE | POP<br>SERVED | NATURAL SYSTEMS |              |
|--|-----------------|------------|--------------|--------|------------------------|---------------|-----------------|--------------|
|  |                 |            |              |        |                        |               | NAT<br>LEVEL    | OPT<br>LEVEL |
| ABBEVILLE  | 0000657         | HENRY      | Acid         | ADJ    | 11/76                  | 4104          |                 | 1.0          |
| BETHLEHEM  | 0000658         | HENRY      |              | CONS   |                        | 942           |                 |              |
| CAPPS  | 0000660         | HENRY      |              | CONS   |                        | 420           |                 |              |
| WILLS CROSSROADS   | 0000669         | HENRY      |              | CONS   |                        | 324           |                 |              |
| TOTAL POPULATION SERVED BY SOURCE WATER SYSTEM - - - - - |                 |            |              |        |                        | 5790          |                 |              |
| ALBERTVILLE  | 0000933         | MARSHALL   | Acid         | ADJ    | 05/57                  | 32328         |                 | 1.0          |
| BOAZ   | 0000936         | MARSHALL   |              | CONS   |                        | 7650          |                 |              |
| CREMS  | 0000938         | ETOWAH     |              | CONS   |                        | 2601          |                 |              |
| NEW UNION  | 0000586         | ETOWAH     |              | CONS   |                        | 405           |                 |              |
| SARDIS CITY  | 0000947         | ETOWAH     |              | CONS   |                        | 2529          |                 |              |
| TOTAL POPULATION SERVED BY SOURCE WATER SYSTEM - - - - - |                 |            |              |        |                        | 45513         |                 |              |
| ALEXANDER CITY   | 0001265         | TALLAPOOSA | Acid         | ADJ    | 10/69                  | 16200         |                 | 1.0          |
| HACKNEYVILLE   | 0001541         | TALLAPOOSA |              | CONS   |                        | 552           |                 |              |
| JACKSON GAP  | 0001279         | TALLAPOOSA |              | CONS   |                        | 3450          |                 |              |
| KELLYTON   | 0000352         | COOSA      |              | CONS   |                        | 1431          |                 |              |
| NEW SITE   | 0001283         | TALLSPOOSA |              | CONS   |                        | 1209          |                 |              |
| DAVISTON   | 0001274         | TALLAPOOSA |              | CONS   |                        | 600           |                 |              |
| RAY COMMUNITY  | 0001285         | COOSA      |              | CONS   |                        | 795           |                 |              |
| ROCKFORD   | 0000353         | COOSA      |              | CONS   |                        | 990           |                 |              |
| SOUTH TALLAPOOSA   | 0001429         | TALLAPOOSA |              | CONS   |                        | 1650          |                 |              |
| TOTAL POPULATION SERVED BY SOURCE WATER SYSTEM - - - - - |                 |            |              |        |                        | 26877         |                 |              |
| ALICEVILLE   | 0001102         | PICKENS    | Acid         | ADJ    | 07/78                  | 3177          |                 | 1.0          |
| TOTAL POPULATION SERVED BY SOURCE WATER SYSTEM - - - - - |                 |            |              |        |                        | 3177          |                 |              |
| ANDALUSIA  | 0000356         | COVINGTON  |              | NATL   |                        | 13065         |                 | 0.8          |
| COMMUNITY  | 0001499         | COVINGTON  |              | CONS   |                        | 714           |                 |              |
| HEATH  | 0000368         | COVINGTON  |              | CONS   |                        | 318           |                 |              |
| TOTAL POPULATION SERVED BY SOURCE WATER SYSTEM - - - - - |                 |            |              |        |                        | 14097         |                 |              |
| ANNISTON   | 0000133         | CALHOUN    | Acid         | ADJ    | 07/60                  | 56700         |                 | 1.0          |
| FORT MCCLELLAN   | 0001493         | CALHOUN    |              | CONS   |                        | 9950          |                 |              |
| HOBSON CITY  | 0000149         | CALHOUN    |              | CONS   |                        | 900           |                 |              |
| OXFORD   | 0000162         | CALHOUN    |              | CONS   |                        | 12600         |                 |              |
| TOTAL POPULATION SERVED BY SOURCE WATER SYSTEM - - - - - |                 |            |              |        |                        | 80150         |                 |              |
| ARAB   | 0000934         | MARSHALL   | Acid         | ADJ    | 12/72                  | 21750         |                 | 1.0          |
| JOPPA-HULACO-RYAN  | 0000409         | CULLMAN    |              | CONS   |                        | 2835          |                 |              |
| UNION GROVE  | 0000951         | MARSHALL   |              | CONS   |                        | 1758          |                 |              |
| TOTAL POPULATION SERVED BY SOURCE WATER SYSTEM - - - - - |                 |            |              |        |                        | 26343         |                 |              |

POPULATION SERVED FLUORIDATED DRINKING WATER BY SOURCE SYSTEM,  
CONSECUTIVE SYSTEM, AND COUNTY WITHIN STATE (AS OF 12/31/85)

# ALABAMA

| WATER SYSTEM and<br>CONSECUTIVE SYSTEMS SERVED           | EPA<br>ID<br>NO | COUNTY    | CHEM<br>USED | STATUS | FLUOR<br>START<br>DATE | POP<br>SERVED | NATURAL SYSTEMS |              |
|--|-----------------|-----------|--------------|--------|------------------------|---------------|-----------------|--------------|
|  |                 |           |              |        |                        |               | NAT<br>LEVEL    | OPT<br>LEVEL |
| ARLEY  | 0001403         | WINSTON   |              |        | NATL                   | 1593          | 0.8             |              |
| TOTAL POPULATION SERVED BY SOURCE WATER SYSTEM - - - - - |                 |           |              |        |                        | 1593          |                 |              |
| AITHENS  | 0000824         | LIMESTONE | Acid         | ADJ    | 02/62                  | 19050         |                 | 1.0          |
| ELKMONT RURAL VIL.                                       | 0000829         | LIMESTONE |              | CONS   |                        | 240           |                 |              |
| LIMESTONE COUNTY   | 0000833         | LIMESTONE |              | CONS   |                        | 14100         |                 |              |
| TOTAL POPULATION SERVED BY SOURCE WATER SYSTEM - - - - - |                 |           |              |        |                        | 33390         |                 |              |
| ATMORE   | 0000553         | ESCAMBIA  | Acid         | ADJ    | 10/74                  | 10500         |                 | 1.0          |
| PERDIDO  | 0001546         | BALDWIN   |              | CONS   |                        | 600           |                 |              |
| TOTAL POPULATION SERVED BY SOURCE WATER SYSTEM - - - - - |                 |           |              |        |                        | 13575         |                 |              |
| AUBURN   | 0000804         | LEE       | NaSiF6       | ADJ    | 06/60                  | 21300         |                 | 1.0          |
| TOTAL POPULATION SERVED BY SOURCE WATER SYSTEM - - - - - |                 |           |              |        |                        | 21300         |                 |              |
| BAY MINETTE  | 0000023         | BALDWIN   | Acid         | ADJ    | 12/80                  | 8589          |                 | 1.0          |
| PINE GROVE   | 0000056         | BALDWIN   |              | CONS   |                        | 1926          |                 |              |
| WHITE HOUSE  | 0000076         | BALDWIN   |              | CONS   |                        | 1842          |                 |              |
| TOTAL POPULATION SERVED BY SOURCE WATER SYSTEM - - - - - |                 |           |              |        |                        | 12357         |                 |              |
| BELK   | 0000595         | FAYETTE   |              |        | NATL                   | 465           | 0.7             |              |
| TOTAL POPULATION SERVED BY SOURCE WATER SYSTEM - - - - - |                 |           |              |        |                        | 465           |                 |              |
| BIRMINGHAM   | 0000738         | JEFFERSON | Acid         | ADJ    | 09/81                  | 483420        |                 | 1.0          |
| BESSEMER   | 0000737         | JEFFERSON |              | CONS   |                        | 83274         |                 |              |
| BROOKSIDE  | 0000741         | JEFFERSON |              | CONS   |                        | 3189          |                 |              |
| GRAYSVILLE   | 0000748         | JEFFERSON |              | CONS   |                        | 9006          |                 |              |
| MULGA  | 0000755         | JEFFERSON |              | CONS   |                        | 6819          |                 |              |
| PLEASANT GROVE   | 0000757         | JEFFERSON |              | CONS   |                        | 8742          |                 |              |
| WEST JEFFERSON   | 0000765         | JEFFERSON |              | CONS   |                        | 2505          |                 |              |
| TOTAL POPULATION SERVED BY SOURCE WATER SYSTEM - - - - - |                 |           |              |        |                        | 596955        |                 |              |
| BOWDON, CA   | 0220164         | CARROLL   |              | ADJ    | /79                    | 0             |                 | 1.0          |
| RANBURNE   | 0000283         | CLEBURNE  |              | CONS   |                        | 624           |                 |              |
| TOTAL POPULATION SERVED BY SOURCE WATER SYSTEM - - - - - |                 |           |              |        |                        | 624           |                 |              |
| BRANILEY   | 0000385         | CRENSHAW  | Acid         | ADJ    | 10/82                  | 1188          |                 | 1.0          |
| TOTAL POPULATION SERVED BY SOURCE WATER SYSTEM - - - - - |                 |           |              |        |                        | 1188          |                 |              |

POPULATION SERVED FLUORIDATED DRINKING WATER BY SOURCE SYSTEM,  
 CONSECUTIVE SYSTEM, AND COUNTY WITHIN STATE (AS OF 12/31/85)

**ALABAMA**

| WATER SYSTEM and<br>CONSECUTIVE SYSTEMS SERVED           | EPA<br>ID<br>NO | COUNTY    | CHEM<br>USED | STATUS | FLUOR<br>START<br>DATE | POP<br>SERVED | NATURAL SYSTEMS<br>NAT OPT<br>LEVEL LEVEL |
|--|-----------------|-----------|--------------|--------|------------------------|---------------|---|
| BRUNDIDGE  | 0001110         | PIKE      |              | NATL   |                        | 3750          | 1.0                                       |
| BANKS  | 0001108         | PIKE      |              | CONS   |                        | 678           |   |
| TOTAL POPULATION SERVED BY SOURCE WATER SYSTEM - - - - - |                 |           |              |        |                        | 4428          |   |
| BUTLER   | 0000232         | CHOCTAW   | Acid         | ADJ    | 01/82                  | 2538          | 1.0                                       |
| MOUNT STERLING   | 0000240         | CHOCTAW   |              | CONS   |                        | 780           |   |
| TOTAL POPULATION SERVED BY SOURCE WATER SYSTEM - - - - - |                 |           |              |        |                        | 3318          |   |
| CAMDEN   | 0001374         | WILCOX    |              | NATL   |                        | 3600          | 1.4                                       |
| TOTAL POPULATION SERVED BY SOURCE WATER SYSTEM - - - - - |                 |           |              |        |                        | 3600          |   |
| CENTRE   | 0000188         | CHEROKEE  | Acid         | ADJ    | 01/82                  | 3666          | 0.0                                       |
| CEDAR BLUFF  | 0000187         | CHEROKEE  |              | CONS   |                        | 1674          |   |
| TOTAL POPULATION SERVED BY SOURCE WATER SYSTEM - - - - - |                 |           |              |        |                        | 5340          |   |
| CENTREVILLE  | 0000092         | BIBB      | Acid         | ADJ    | 10/84                  | 2700          | 1.0                                       |
| BIBB COUNTY  | 0001543         | BIBB      |              | CONS   |                        | 1161          |   |
| TOTAL POPULATION SERVED BY SOURCE WATER SYSTEM - - - - - |                 |           |              |        |                        | 3861          |   |
| CHAPMAN  | 0000121         | BUTLER    |              | NATL   |                        | 213           | 0.8                                       |
| TOTAL POPULATION SERVED BY SOURCE WATER SYSTEM - - - - - |                 |           |              |        |                        | 213           |   |
| CHEROKEE   | 0000311         | COLBERT   | Acid         | ADJ    | 05/67                  | 1950          | 1.0                                       |
| BARTON   | 0000308         | COLBERT   |              | CONS   |                        | 1350          |   |
| WHITE PIKE   | 0000333         | COLBERT   |              | CONS   |                        | 495           |   |
| TOTAL POPULATION SERVED BY SOURCE WATER SYSTEM - - - - - |                 |           |              |        |                        | 3795          |   |
| CHILDERSBURG   | 0001228         | TALLADEGA | Acid         | ADJ    | 08/85                  | 7011          | 1.0                                       |
| TOTAL POPULATION SERVED BY SOURCE WATER SYSTEM - - - - - |                 |           |              |        |                        | 7011          |   |
| CLAY CO  | 0000266         | CLAY      | Acid         | ADJ    | 08/81                  | 32            | 1.0                                       |
| ASHLAND  | 0000264         | CLAY      |              | CONS   |                        | 2400          |   |
| LINEVILLE  | 0000268         | CLAY      |              | CONS   |                        | 2400          |   |
| MILLERVILLE  | 0000270         | CLAY      |              | CONS   |                        | 555           |   |
| TOTAL POPULATION SERVED BY SOURCE WATER SYSTEM - - - - - |                 |           |              |        |                        | 5387          |   |
| CULLMAN  | 0000398         | CULLMAN   | Acid         | ADJ    | 11/67                  | 20400         | 1.0                                       |
| CULLMAN CO. COMM.  | 0000394         | CULLMAN   |              | CONS   |                        | 29448         |   |

POPULATION SERVED FLUORIDATED DRINKING WATER BY SOURCE SYSTEM,  
 CONSECUTIVE SYSTEM, AND COUNTY WITHIN STATE (AS OF 12/31/85)

**ALABAMA**

| WATER SYSTEM and<br>CONSECUTIVE SYSTEMS SERVED           | EPA<br>ID<br>NO | COUNTY     | CHEM<br>USED | STATUS | FLUOR<br>START<br>DATE | POP<br>SERVED | NATURAL SYSTEMS<br>NAT OPT<br>LEVEL LEVEL |
|--|-----------------|------------|--------------|--------|------------------------|---------------|---|
| EAST CULLMAN   | 0000402         | CULLMAN    |              | CONS   |                        | 7080          |   |
| HANCEVILLE   | 0000406         | CULLMAN    |              | CONS   |                        | 4050          |   |
| JOHNSON'S CROSSING                                       | 0000408         | CULLMAN    |              | CONS   |                        | 1860          |   |
| VAW  | 0000413         | CULLMAN    |              | CONS   |                        | 8250          |   |
| WALTER   | 0000414         | CULLMAN    |              | CONS   |                        | 810           |   |
| TOTAL POPULATION SERVED BY SOURCE WATER SYSTEM - - - - - |                 |            |              |        |                        | 71898         |   |
| DADEVILLE  | 0001273         | TALLAPOOSA | Acid         | ADJ    | 12/67                  | 3600          | 1.0                                       |
| WALNUT HILL  | 0001289         | TALLAPOOSA |              | CONS   |                        | 3000          |   |
| TOTAL POPULATION SERVED BY SOURCE WATER SYSTEM - - - - - |                 |            |              |        |                        | 6600          |   |
| DALEVILLE  | 0000420         | DALE       | Acid         | ADJ    | 07/81                  | 3000          | 1.0                                       |
| TOTAL POPULATION SERVED BY SOURCE WATER SYSTEM - - - - - |                 |            |              |        |                        | 3000          |   |
| DAPHNE   | 0000029         | BALDWIN    | Acid         | ADJ    | 11/82                  | 12594         | 1.0                                       |
| BELFOREST  | 0000025         | BALDWIN    |              | CONS   |                        | 1242          |   |
| PARK CITY  | 0000028         | BALDWIN    |              | CONS   |                        | 375           |   |
| TOTAL POPULATION SERVED BY SOURCE WATER SYSTEM - - - - - |                 |            |              |        |                        | 14211         |   |
| DECATUR  | 0001084         | MORGAN     | Acid         | ADJ    | 04/66                  | 45153         | 1.0                                       |
| TRINITY  | 0001091         | MORGAN     |              | CONS   |                        | 1380          |   |
| WEST MORGAN  | 0001092         | MORGAN     |              | CONS   |                        | 15870         |   |
| TOTAL POPULATION SERVED BY SOURCE WATER SYSTEM - - - - - |                 |            |              |        |                        | 62403         |   |
| DEMOPOLIS  | 0000908         | MARENCO    |              | NATL   |                        | 8100          | 1.7                                       |
| TOTAL POPULATION SERVED BY SOURCE WATER SYSTEM - - - - - |                 |            |              |        |                        | 8100          |   |
| DOTHAN   | 0000681         | HOUSTON    | Acid         | ADJ    | 04/59                  | 55842         | 1.0                                       |
| NAPIER FIELD   | 0000693         | DALE       |              | CONS   |                        | 1314          |   |
| TOTAL POPULATION SERVED BY SOURCE WATER SYSTEM - - - - - |                 |            |              |        |                        | 57156         |   |
| ENTERPRISE   | 0000296         | COFFEE     | Acid         | ADJ    | /74                    | 23400         | 1.0                                       |
| BETHANY  | 0000287         | COFFEE     |              | CONS   |                        | 570           |   |
| TOTAL POPULATION SERVED BY SOURCE WATER SYSTEM - - - - - |                 |            |              |        |                        | 23970         |   |
| EUFALA   | 0000085         | BARBOUR    | Acid         | ADJ    | 05/72                  | 14490         | 1.0                                       |
| TOTAL POPULATION SERVED BY SOURCE WATER SYSTEM - - - - - |                 |            |              |        |                        | 14490         |   |

POPULATION SERVED FLUORIDATED DRINKING WATER BY SOURCE SYSTEM,  
CONSECUTIVE SYSTEM, AND COUNTY WITHIN STATE (AS OF 12/31/85)

## ALABAMA

| WATER SYSTEM and<br>CONSECUTIVE SYSTEMS SERVED           | EPA<br>ID<br>NO | COUNTY     | CHEM<br>USED | STATUS | FLUOR<br>START<br>DATE | POP<br>SERVED | NATURAL SYSTEMS<br>NAT OPT<br>LEVEL LEVEL |
|--|-----------------|------------|--------------|--------|------------------------|---------------|---|
| EUTAW  | 0000636         | GREENE     |              | NATL   |                        | 3600          | 1.0                                       |
| GREENE COUNTY  | 0000643         | GREENE     |              | CONS   |                        | 300           |   |
| TOTAL POPULATION SERVED BY SOURCE WATER SYSTEM - - - - - |                 |            |              |        |                        | 3900          |   |
| EVERGREEN  | 0000338         | CONECUH    | Acid         | ADJ    | 06/85                  | 6411          | 1.0                                       |
| LYEFFION   | 0000341         | CONECUH    |              | CONS   |                        | 924           |   |
| OWASSA-BROWNVILLE  | 0000393         | CONECUH    |              | CONS   |                        | 1470          |   |
| TOTAL POPULATION SERVED BY SOURCE WATER SYSTEM - - - - - |                 |            |              |        |                        | 8805          |   |
| FAIRHOPE   | 0000035         | BALDWIN    | Acid         | ADJ    | 03/81                  | 17571         | 1.0                                       |
| TOTAL POPULATION SERVED BY SOURCE WATER SYSTEM - - - - - |                 |            |              |        |                        | 17571         |   |
| FAYETTE  | 0000597         | FAYETTE    | Acid         | ADJ    | 02/57                  | 7266          | 1.0                                       |
| CAIN'S RIDGE   | 0000601         | FAYETTE    |              | CONS   |                        | 66            |   |
| TOTAL POPULATION SERVED BY SOURCE WATER SYSTEM - - - - - |                 |            |              |        |                        | 7332          |   |
| FLORENCE   | 0000783         | LAUDERDALE | Acid         | ADJ    | 06/68                  | 47535         | 1.0                                       |
| CHISHOLM HEIGHTS   | 0000777         | LAUDERDALE |              | CONS   |                        | 855           |   |
| EAST LAUDERDALE  | 0001424         | LAUDERDALE |              | CONS   |                        | 2796          |   |
| LEXINGTON  | 0000788         | LAUDERDALE |              | CONS   |                        | 1830          |   |
| WATERLOO   | 0000793         | LAUDERDALE |              | CONS   |                        | 390           |   |
| WEST LAUDERDALE  | 0000794         | LAUDERDALE |              | CONS   |                        | 5289          |   |
| TOTAL POPULATION SERVED BY SOURCE WATER SYSTEM - - - - - |                 |            |              |        |                        | 58695         |   |
| FOLEY  | 0000036         | BALDWIN    | Acid         | ADJ    | 10/63                  | 6774          | 1.0                                       |
| OYSTER BAY   | 0000055         | BALDWIN    |              | CONS   |                        | 113           |   |
| TOTAL POPULATION SERVED BY SOURCE WATER SYSTEM - - - - - |                 |            |              |        |                        | 6887          |   |
| FORKLAND   | 0001428         | GREENE     |              | NATL   |                        | 843           | 0.8                                       |
| TOTAL POPULATION SERVED BY SOURCE WATER SYSTEM - - - - - |                 |            |              |        |                        | 843           |   |
| FORT DEPOSIT   | 0000846         | LOWNES     | Acid         | ADJ    | 06/84                  | 1869          | 1.0                                       |
| LOGAN  | 0000851         | LOWNES     |              | CONS   |                        | 459           |   |
| TOTAL POPULATION SERVED BY SOURCE WATER SYSTEM - - - - - |                 |            |              |        |                        | 2328          |   |
| FORT PAYNE   | 0000509         | DEKALB     | Acid         | ADJ    | 02/64                  | 14400         | 1.0                                       |
| CROSSVILLE   | 0000508         | DEKALB     |              | CONS   |                        | 1560          |   |
| MENTONE  | 0000515         | DEKALB     |              | CONS   |                        | 930           |   |
| NORTHEAST ALABAMA  | 0001422         | DEKALB     |              | CONS   |                        | 10500         |   |

POPULATION SERVED FLUORIDATED DRINKING WATER BY SOURCE SYSTEM,  
CONSECUTIVE SYSTEM, AND COUNTY WITHIN STATE (AS OF 12/31/85)

# ALABAMA

| WATER SYSTEM and<br>CONSECUTIVE SYSTEMS SERVED           | EPA<br>ID<br>NO | COUNTY   | CHEM<br>USED | STATUS | FLUOR<br>START<br>DATE | POP<br>SERVED | NATURAL SYSTEMS<br>NAT OPT<br>LEVEL LEVEL |
|--|-----------------|----------|--------------|--------|------------------------|---------------|---|
| NORTHEAST ALABAMA  | 0001422         | DEKALB   |              | CONS   |                        | 10500         |   |
| TOTAL POPULATION SERVED BY SOURCE WATER SYSTEM - - - - - |                 |          |              |        |                        | 37890         |   |
| FORT RUCKER  | 0001489         | DALE     | Acid         | ADJ    | 11/61                  | 15000         | 1.0                                       |
| TOTAL POPULATION SERVED BY SOURCE WATER SYSTEM - - - - - |                 |          |              |        |                        | 15000         |   |
| FREEMANVILLE   | 0000561         | ESCAMBIA | Acid         | ADJ    | 06/84                  | 1830          | 1.0                                       |
| TOTAL POPULATION SERVED BY SOURCE WATER SYSTEM - - - - - |                 |          |              |        |                        | 1830          |   |
| GADSDEN  | 0000577         | ETOWAH   | Acid         | ADJ    | 09/80                  | 55896         | 1.0                                       |
| ATTALLA  | 0000572         | ETOWAH   |              | CONS   |                        | 8400          |   |
| BIG WILLS  | 0001505         | ETOWAH   |              | CONS   |                        | 855           |   |
| HIGHLAND   | 0000580         | ETOWAH   |              | CONS   |                        | 2898          |   |
| RAINBOW  | 0000588         | ETOWAH   |              | CONS   |                        | 7668          |   |
| TILLISON BEND  | 0000583         | ETOWAH   |              | CONS   |                        | 555           |   |
| WEST ETOWAH  | 0000582         | ETOWAH   |              | CONS   |                        | 3405          |   |
| TOTAL POPULATION SERVED BY SOURCE WATER SYSTEM - - - - - |                 |          |              |        |                        | 79677         |   |
| GEORGIANA  | 0000123         | BUTLER   |              | NATL   |                        | 2400          | 1.4                                       |
| TOTAL POPULATION SERVED BY SOURCE WATER SYSTEM - - - - - |                 |          |              |        |                        | 2400          |   |
| GORDO  | 0001105         | PICKENS  | Acid         | ADJ    | 02/65                  | 2532          | 1.0                                       |
| TOTAL POPULATION SERVED BY SOURCE WATER SYSTEM - - - - - |                 |          |              |        |                        | 2532          |   |
| GRAND BAY  | 0000983         | MOBILE   | Acid         | ADJ    | 04/82                  | 5700          | 1.0                                       |
| TOTAL POPULATION SERVED BY SOURCE WATER SYSTEM - - - - - |                 |          |              |        |                        | 5700          |   |
| GREENVILLE   | 0000125         | BUTLER   |              | NATL   |                        | 8526          | 0.7                                       |
| TOTAL POPULATION SERVED BY SOURCE WATER SYSTEM - - - - - |                 |          |              |        |                        | 8526          |   |
| GUIN   | 0000924         | MARION   | Acid         | ADJ    | 04/80                  | 3900          | 1.0                                       |
| TOTAL POPULATION SERVED BY SOURCE WATER SYSTEM - - - - - |                 |          |              |        |                        | 3900          |   |
| GULF SHORES  | 0000038         | BALDWIN  | Acid         | ADJ    | 03/82                  | 15000         | 1.0                                       |
| TOTAL POPULATION SERVED BY SOURCE WATER SYSTEM - - - - - |                 |          |              |        |                        | 15000         |   |
| GUNTERSVILLE   | 0000943         | MARSHALL | Acid         | ADJ    | 11/60                  | 9594          | 1.0                                       |

POPULATION SERVED FLUORIDATED DRINKING WATER BY SOURCE SYSTEM,  
CONSECUTIVE SYSTEM, AND COUNTY WITHIN STATE (AS OF 12/31/85)

## ALABAMA

| WATER SYSTEM and<br>CONSECUTIVE SYSTEMS SERVED           | EPA<br>ID<br>NO | COUNTY    | CHEM<br>USED | STATUS | FLUOR<br>START<br>DATE | POP<br>SERVED | NATURAL SYSTEMS<br>NAT OPT<br>LEVEL LEVEL |
|--|-----------------|-----------|--------------|--------|------------------------|---------------|---|
| ASBURY   | 0000935         | MARSHALL  |              | CONS   |                        | 1734          |   |
| TOTAL POPULATION SERVED BY SOURCE WATER SYSTEM - - - - - |                 |           |              |        |                        | 11328         |   |
| HARTSELLE  | 0001086         | MORGAN    | Acid         | ADJ    | 02/73                  | 14115         | 1.0                                       |
| FALKVILLE  | 0001085         | MORGAN    |              | CONS   |                        | 1320          |   |
| TOTAL POPULATION SERVED BY SOURCE WATER SYSTEM - - - - - |                 |           |              |        |                        | 15435         |   |
| HEADLAND   | 0000664         | HENRY     | Acid         | ADJ    | 11/68                  | 3618          | 1.0                                       |
| TOTAL POPULATION SERVED BY SOURCE WATER SYSTEM - - - - - |                 |           |              |        |                        | 3618          |   |
| HEFLIN   | 0000279         | CLEBURNE  | Acid         | ADJ    | 03/81                  | 3300          | 1.0                                       |
| EDWARDSVILLE   | 0000277         | CLEBURNE  |              | CONS   |                        | 390           |   |
| TOTAL POPULATION SERVED BY SOURCE WATER SYSTEM - - - - - |                 |           |              |        |                        | 3690          |   |
| HILLSBORO  | 0000797         | LAWRENCE  |              | NATL   |                        | 804           | 1.3                                       |
| TOTAL POPULATION SERVED BY SOURCE WATER SYSTEM - - - - - |                 |           |              |        |                        | 804           |   |
| HOLIVILLE  | 0000540         | ELMORE    | Acid         | ADJ    | 03/82                  | 3630          | 1.0                                       |
| TOTAL POPULATION SERVED BY SOURCE WATER SYSTEM - - - - - |                 |           |              |        |                        | 3630          |   |
| HUNTSVILLE   | 0000882         | MADISON   | Acid         | ADJ    | 09/59                  | 143000        | 1.0                                       |
| TOTAL POPULATION SERVED BY SOURCE WATER SYSTEM - - - - - |                 |           |              |        |                        | 143000        |   |
| IRONDALE   | 0000751         | JEFFERSON | Acid         | ADJ    | 09/82                  | 9000          | 1.0                                       |
| TOTAL POPULATION SERVED BY SOURCE WATER SYSTEM - - - - - |                 |           |              |        |                        | 9000          |   |
| JACKSON  | 0000256         | CLARKE    | Acid         | ADJ    | 02/84                  | 6900          | 1.0                                       |
| CLARKE COUNTY  | 0000250         | CLARKE    |              | CONS   |                        | 231           |   |
| MCVAY  | 0000258         | CLARKE    |              | CONS   |                        | 750           |   |
| SALITPA  | 0000260         | CLARKE    |              | CONS   |                        | 579           |   |
| TOTAL POPULATION SERVED BY SOURCE WATER SYSTEM - - - - - |                 |           |              |        |                        | 8460          |   |
| JACKSONVILLE   | 0000154         | CALHOUN   | Acid         | ADJ    | 01/81                  | 12000         | 1.0                                       |
| TOTAL POPULATION SERVED BY SOURCE WATER SYSTEM - - - - - |                 |           |              |        |                        | 12000         |   |
| JASPER   | 0001336         | WALKER    | Acid         | ADJ    | 10/68                  | 18000         | 1.0                                       |
| BOLDO  | 0001322         | WALKER    |              | CONS   |                        | 2100          |   |

POPULATION SERVED FLUORIDATED DRINKING WATER BY SOURCE SYSTEM,  
 CONSECUTIVE SYSTEM, AND COUNTY WITHIN STATE (AS OF 12/31/85)

**ALABAMA**

| WATER SYSTEM and<br>CONSECUTIVE SYSTEMS SERVED           | EPA<br>ID<br>NO | COUNTY   | CHEM<br>USED | STATUS | FLUOR<br>START<br>DATE | POP<br>SERVED | NATURAL SYSTEMS<br>NAT OPT<br>LEVEL LEVEL |
|--|-----------------|----------|--------------|--------|------------------------|---------------|---|
| COPELAND FERRY   | 0001327         | WALKER   |              | CONS   |                        | 285           |   |
| CORDOVA  | 0001326         | WALKER   |              | CONS   |                        | 4650          |   |
| CURRY-THACH  | 0001432         | WALKER   |              | CONS   |                        | 8997          |   |
| OAKMAN   | 0001343         | WALKER   |              | CONS   |                        | 1623          |   |
| PARRISH  | 0001344         | WALKER   |              | CONS   |                        | 4734          |   |
| PROVIDENCE   | 0001345         | WALKER   |              | CONS   |                        | 933           |   |
| TOWNLEY  | 0001353         | WALKER   |              | CONS   |                        | 2025          |   |
| TOTAL POPULATION SERVED BY SOURCE WATER SYSTEM - - - - - |                 |          |              |        |                        | 43347         |   |
| LA FAYETTE   | 0000178         | CHAMBERS | Acid         | ADJ    | 01/63                  | 3975          | 1.0                                       |
| TOTAL POPULATION SERVED BY SOURCE WATER SYSTEM - - - - - |                 |          |              |        |                        | 3975          |   |
| LINDEN   | 0000914         | MARENCO  |              | NATL   |                        | 3300          | 3.2                                       |
| SOUTH MARENCO  | 0001439         | MARENCO  |              | CONS   |                        | 1098          |   |
| TOTAL POPULATION SERVED BY SOURCE WATER SYSTEM - - - - - |                 |          |              |        |                        | 4398          |   |
| LIVINGSTON   | 0001220         | SUMTER   | Acid         | ADJ    | 10/55                  | 3300          | 1.0                                       |
| TOTAL POPULATION SERVED BY SOURCE WATER SYSTEM - - - - - |                 |          |              |        |                        | 3300          |   |
| LUVERNE  | 0000390         | CRENSHAW | Acid         | ADJ    | 10/80                  | 3300          | 1.0                                       |
| TOTAL POPULATION SERVED BY SOURCE WATER SYSTEM - - - - - |                 |          |              |        |                        | 3300          |   |
| MACEDONIA  | 0000300         | DALE     | Acid         | ADJ    | 10/82                  | 750           | 1.0                                       |
| TOTAL POPULATION SERVED BY SOURCE WATER SYSTEM - - - - - |                 |          |              |        |                        | 750           |   |
| MADISON CO   | 0000888         | MADISON  | Acid         | ADJ    | 10/84                  | 28374         | 1.0                                       |
| TOTAL POPULATION SERVED BY SOURCE WATER SYSTEM - - - - - |                 |          |              |        |                        | 28374         |   |
| MEADOWBROOKE   | 0001386         | WILCOX   |              | NATL   |                        | 141           | 1.8                                       |
| TOTAL POPULATION SERVED BY SOURCE WATER SYSTEM - - - - - |                 |          |              |        |                        | 141           |   |
| MOBILE   | 0001005         | SHELBY   | Acid         | ADJ    | 07/58                  | 270000        | 1.0                                       |
| TOTAL POPULATION SERVED BY SOURCE WATER SYSTEM - - - - - |                 |          |              |        |                        | 270000        |   |
| MONROEVILLE  | 0001052         | MONROE   | Acid         | ADJ    | 05/82                  | 6600          | 1.0                                       |
| TOTAL POPULATION SERVED BY SOURCE WATER SYSTEM - - - - - |                 |          |              |        |                        | 6600          |   |



POPULATION SERVED FLUORIDATED DRINKING WATER BY SOURCE SYSTEM,  
CONSECUTIVE SYSTEM, AND COUNTY WITHIN STATE (AS OF 12/31/85)

# ALABAMA

| WATER SYSTEM and<br>CONSECUTIVE SYSTEMS SERVED           | EPA<br>ID<br>NO | COUNTY     | CHEM<br>USED | STATUS | FLUOR<br>START<br>DATE | POP<br>SERVED | NATURAL SYSTEMS<br>NAT<br>LEVEL | OPT<br>LEVEL |
|--|-----------------|------------|--------------|--------|------------------------|---------------|---------------------------------|--------------|
| MONTEVALLO   | 0001160         | SHELBY     | Acid         | ADJ    | 05/63                  | 6000          |                                 | 1.0          |
| TOTAL POPULATION SERVED BY SOURCE WATER SYSTEM - - - - - |                 |            |              |        |                        | 6000          |                                 |              |
| MONTGOMERY   | 0001070         | MONTGOMERY | Acid         | ADJ    | 05/79                  | 185000        |                                 | 1.0          |
| EAST MONTGOMERY  | 0001064         | MONTGOMERY |              | CONS   |                        | 2559          |                                 |              |
| MONTGOMERY NORTH   | 0001064         | MONTGOMERY |              | CONS   |                        | 2559          |                                 |              |
| PINTLALLA  | 0001073         | MONTGOMERY |              | CONS   |                        | 2400          |                                 |              |
| REDLAND  | 0000535         | ELMORE     |              | CONS   |                        | 3219          |                                 |              |
| WALLSBORO-SANTUCK  | 0000550         | ELMORE     |              | CONS   |                        | 11100         |                                 |              |
| WETUMPKA   | 0000551         | ELMORE     |              | CONS   |                        | 4878          |                                 |              |
| TOTAL POPULATION SERVED BY SOURCE WATER SYSTEM - - - - - |                 |            |              |        |                        | 211715        |                                 |              |
| MOULTON  | 0000798         | LAWRENCE   | Acid         | ADJ    | 07/71                  | 5562          |                                 | 1.0          |
| COURTLAND  | 0000795         | LAWRENCE   |              | CONS   |                        | 2190          |                                 |              |
| WEST LAWRENCE  | 0000801         | LAWRENCE   |              | CONS   |                        | 8466          |                                 |              |
| TOTAL POPULATION SERVED BY SOURCE WATER SYSTEM - - - - - |                 |            |              |        |                        | 16218         |                                 |              |
| MUSCLE SHOALS  | 0000321         | COLBERT    | Acid         | ADJ    | 02/75                  | 11280         |                                 | 1.0          |
| COLBERT COUNTY   | 0000314         | COLBERT    |              | CONS   |                        | 5400          |                                 |              |
| LAGRANGE MOUNTAIN  | 0000318         | COLBERT    |              | CONS   |                        | 750           |                                 |              |
| SPRING VALLEY  | 0000329         | COLBERT    |              | CONS   |                        | 2793          |                                 |              |
| TOTAL POPULATION SERVED BY SOURCE WATER SYSTEM - - - - - |                 |            |              |        |                        | 20223         |                                 |              |
| NORTH MARSHALL   | 0000945         | MARSHALL   | Acid         | ADJ    | 02/71                  | 5100          |                                 | 1.0          |
| SWEARENGIN   | 0000949         | MARSHALL   |              | CONS   |                        | 1125          |                                 |              |
| VALLEY   | 0000952         | MARSHALL   |              | CONS   |                        | 1287          |                                 |              |
| TOTAL POPULATION SERVED BY SOURCE WATER SYSTEM - - - - - |                 |            |              |        |                        | 7512          |                                 |              |
| NORTHEAST MORGAN   | 0001088         | MORGAN     | Acid         | ADJ    | 09/73                  | 11655         |                                 | 1.0          |
| SHERBROOKE   | 0001089         | MORGAN     |              | CONS   |                        | 510           |                                 |              |
| TOTAL POPULATION SERVED BY SOURCE WATER SYSTEM - - - - - |                 |            |              |        |                        | 12165         |                                 |              |
| ONEONTA  | 0000103         | BLOUNT     | Acid         | ADJ    | 02/62                  | 8334          |                                 | 1.0          |
| TOTAL POPULATION SERVED BY SOURCE WATER SYSTEM - - - - - |                 |            |              |        |                        | 8334          |                                 |              |
| OPELIKA  | 0000816         | LEE        | Acid         | ADJ    | 07/58                  | 22857         |                                 | 1.0          |
| COLONY   | 0000803         | LEE        |              | CONS   |                        | 36            |                                 |              |
| TOTAL POPULATION SERVED BY SOURCE WATER SYSTEM - - - - - |                 |            |              |        |                        | 22893         |                                 |              |

POPULATION SERVED FLUORIDATED DRINKING WATER BY SOURCE SYSTEM,  
CONSECUTIVE SYSTEM, AND COUNTY WITHIN STATE (AS OF 12/31/85)

# ALABAMA

| WATER SYSTEM and<br>CONSECUTIVE SYSTEMS SERVED           | EPA<br>ID<br>NO    | COUNTY           | CHEM<br>USED | STATUS      | FLUOR<br>START<br>DATE | POP<br>SERVED | NATURAL SYSTEMS |              |
|--|--------------------|------------------|--------------|-------------|------------------------|---------------|-----------------|--------------|
|  |                    |                  |              |             |                        |               | NAT<br>LEVEL    | OPT<br>LEVEL |
| ORANGE BEACH   | 0000053            | BALDWIN          | Acid         | ADJ         | 02/83                  | 5301          |                 | 1.0          |
| TOTAL POPULATION SERVED BY SOURCE WATER SYSTEM - - - - - |                    |                  |              |             |                        | 5301          |                 |              |
| ORRVILLE   | 0000484            | DALLAS           |              | NATL        |                        | 345           |                 | 1.1          |
| TOTAL POPULATION SERVED BY SOURCE WATER SYSTEM - - - - - |                    |                  |              |             |                        | 345           |                 |              |
| OZARK  | 0000441            | DALE             | Acid         | ADJ         | 08/60                  | 15228         |                 | 1.0          |
| TOTAL POPULATION SERVED BY SOURCE WATER SYSTEM - - - - - |                    |                  |              |             |                        | 15228         |                 |              |
| PELL CITY  | 0001204            | ST. CLAIR        | Acid         | ADJ         | 12/80                  | 8292          |                 | 1.0          |
| TOTAL POPULATION SERVED BY SOURCE WATER SYSTEM - - - - - |                    |                  |              |             |                        | 8292          |                 |              |
| PERDIDO BAY  | 0001490            | BALDWIN          | Acid         | ADJ         | 06/82                  | 2475          |                 | 1.0          |
| TOTAL POPULATION SERVED BY SOURCE WATER SYSTEM - - - - - |                    |                  |              |             |                        | 2475          |                 |              |
| PHENIX CITY<br>SMITHS                                    | 0001142<br>0000820 | RUSSELL<br>LEE   | Acid         | ADJ<br>CONS | 02/75                  | 24600<br>7950 |                 | 1.0          |
| TOTAL POPULATION SERVED BY SOURCE WATER SYSTEM - - - - - |                    |                  |              |             |                        | 32550         |                 |              |
| PIEDMONT   | 0000164            | CLAHOUN          | Acid         | ADJ         | 03/85                  | 7593          |                 | 1.0          |
| TOTAL POPULATION SERVED BY SOURCE WATER SYSTEM - - - - - |                    |                  |              |             |                        | 7593          |                 |              |
| PINE APPLE   | 0001391            | WILCOX           |              | NATL        |                        | 444           |                 | 1.9          |
| TOTAL POPULATION SERVED BY SOURCE WATER SYSTEM - - - - - |                    |                  |              |             |                        | 444           |                 |              |
| PINE HILL<br>THOMASVILLE                                 | 0001393<br>0000262 | WILCOX<br>CLARKE | Acid         | ADJ<br>CONS | 10/82                  | 1275<br>5145  |                 | 1.0          |
| TOTAL POPULATION SERVED BY SOURCE WATER SYSTEM - - - - - |                    |                  |              |             |                        | 6420          |                 |              |
| PRATTVILLE   | 0000017            | AUTAUGA          | Acid         | ADJ         | 01/81                  | 24000         |                 | 1.0          |
| TOTAL POPULATION SERVED BY SOURCE WATER SYSTEM - - - - - |                    |                  |              |             |                        | 24000         |                 |              |
| PRICHARD   | 0001015            | MOBILE           | Acid         | ADJ         | 04/83                  | 42375         |                 | 1.0          |
| TOTAL POPULATION SERVED BY SOURCE WATER SYSTEM - - - - - |                    |                  |              |             |                        | 42375         |                 |              |
| RAMER  | 0001074            | MONTGOMERY       |              | NATL        |                        | 1305          |                 | 1.4          |
| TOTAL POPULATION SERVED BY SOURCE WATER SYSTEM - - - - - |                    |                  |              |             |                        | 1305          |                 |              |

POPULATION SERVED FLUORIDATED DRINKING WATER BY SOURCE SYSTEM,  
 CONSECUTIVE SYSTEM, AND COUNTY WITHIN STATE (AS OF 12/31/85)

**ALABAMA**

| WATER SYSTEM and<br>CONSECUTIVE SYSTEMS SERVED           | EPA<br>ID<br>NO | COUNTY     | CHEM<br>USED | STATUS | FLUOR<br>START<br>DATE | POP<br>SERVED | NATURAL SYSTEMS<br>NAT OPT<br>LEVEL LEVEL |
|--|-----------------|------------|--------------|--------|------------------------|---------------|---|
| REDSTONE ARSENAL   | 0000899         | MADISON    | Acid         | ADJ    | 06/56                  | 11280         | 1.0                                       |
| TOTAL POPULATION SERVED BY SOURCE WATER SYSTEM - - - - - |                 |            |              |        |                        | 11280         |   |
| RUSSELLVILLE   | 0000610         | FRANKLIN   | Acid         | ADJ    | 10/67                  | 9600          | 1.0                                       |
| ISBELL   | 0000605         | FRANKLIN   |              | CONS   |                        | 879           |   |
| ROCKWOOD   | 0000609         | FRANKLIN   |              | CONS   |                        | 195           |   |
| SILOAM   | 0000611         | FRANKLIN   |              | CONS   |                        | 450           |   |
| WACO   | 0000613         | FRANKLIN   |              | CONS   |                        | 807           |   |
| TOTAL POPULATION SERVED BY SOURCE WATER SYSTEM - - - - - |                 |            |              |        |                        | 11931         |   |
| SCOTTSBORO   | 0000729         | JACKSON    | NaSiF6       | ADJ    | 07/61                  | 16530         | 1.0                                       |
| CUMBERLAND   | 0000717         | JACKSON    |              | CONS   |                        | 2502          |   |
| HOLLYWOOD  | 0000719         | JACKSON    |              | CONS   |                        | 1260          |   |
| TOTAL POPULATION SERVED BY SOURCE WATER SYSTEM - - - - - |                 |            |              |        |                        | 20292         |   |
| SECTION/DUTTON   | 0000728         | JACKSON    | Acid         | ADJ    | 04/65                  | 15900         | 1.0                                       |
| NORTH JACKSON  | 0000723         | JACKSON    |              | CONS   |                        | 2373          |   |
| SAND MOUNTAIN  | 0000520         | DEKALB     |              | CONS   |                        | 2298          |   |
| TOTAL POPULATION SERVED BY SOURCE WATER SYSTEM - - - - - |                 |            |              |        |                        | 20571         |   |
| SELLERS STATION  | 0001077         | MONTGOMERY |              | NATL   |                        | 1302          | 2.0                                       |
| TOTAL POPULATION SERVED BY SOURCE WATER SYSTEM - - - - - |                 |            |              |        |                        | 1302          |   |
| SELMA  | 0000490         | DALLAS     | Acid         | ADJ    | 11/79                  | 25404         | 1.0                                       |
| TOTAL POPULATION SERVED BY SOURCE WATER SYSTEM - - - - - |                 |            |              |        |                        | 25404         |   |
| SHADY ACRES SUBD (CAMDEN)                                | 0001396         | WILCOX     |              | NATL   |                        | 48            | 1.5                                       |
| TOTAL POPULATION SERVED BY SOURCE WATER SYSTEM - - - - - |                 |            |              |        |                        | 48            |   |
| SHEFFIELD  | 0000327         | COLBERT    | Acid         | ADJ    | 12/52                  | 13080         | 1.0                                       |
| TOTAL POPULATION SERVED BY SOURCE WATER SYSTEM - - - - - |                 |            |              |        |                        | 13080         |   |
| SILVERHILL   | 0000065         | BALDWIN    | Acid         | ADJ    | 07/84                  | 900           | 1.0                                       |
| TOTAL POPULATION SERVED BY SOURCE WATER SYSTEM - - - - - |                 |            |              |        |                        | 900           |   |
| SOUTHSIDE  | 0000591         | ETOWAH     | Acid         | ADJ    | 02/84                  | 5610          | 1.0                                       |
| TOTAL POPULATION SERVED BY SOURCE WATER SYSTEM - - - - - |                 |            |              |        |                        | 5610          |   |

POPULATION SERVED FLUORIDATED DRINKING WATER BY SOURCE SYSTEM,  
 CONSECUTIVE SYSTEM, AND COUNTY WITHIN STATE (AS OF 12/31/85)

**ALABAMA**

| WATER SYSTEM and<br>CONSECUTIVE SYSTEMS SERVED           | EPA<br>ID<br>NO | COUNTY     | CHEM<br>USED | STATUS | FLUOR<br>START<br>DATE | POP<br>SERVED | NATURAL SYSTEMS<br>NAT OPT<br>LEVEL LEVEL |
|--|-----------------|------------|--------------|--------|------------------------|---------------|---|
| SUMMERDALE   | 0000073         | BALDWIN    | Acid         | ADJ    | 02/83                  | 705           | 1.0                                       |
| TOTAL POPULATION SERVED BY SOURCE WATER SYSTEM - - - - - |                 |            |              |        |                        | 705           |   |
| SYLACAUGA  | 0001258         | TALLADEGA  | Acid         | ADJ    | 11/82                  | 23100         | 1.0                                       |
| TOTAL POPULATION SERVED BY SOURCE WATER SYSTEM - - - - - |                 |            |              |        |                        | 23100         |   |
| TALLADEGA  | 0001260         | TALLADEGA  | Acid         | ADJ    | 02/79                  | 16131         | 1.0                                       |
| WALDO  | 0001250         | TALLADEGA  |              | CONS   |                        | 258           |   |
| TOTAL POPULATION SERVED BY SOURCE WATER SYSTEM - - - - - |                 |            |              |        |                        | 16389         |   |
| TALLASSEE  | 0000548         | ELMORE     | Acid         | ADJ    | 02/67                  | 6972          | 1.0                                       |
| ECLECTIC   | 0000533         | ELMORE     |              | CONS   |                        | 2628          |   |
| FRIENDSHIP   | 0000537         | ELMORE     |              | CONS   |                        | 1752          |   |
| WALL STREET  | 0001288         | TALLAPOOSA |              | CONS   |                        | 3240          |   |
| TOTAL POPULATION SERVED BY SOURCE WATER SYSTEM - - - - - |                 |            |              |        |                        | 14592         |   |
| THOMASTON  | 0000919         | MARENGO    |              | NATL   |                        | 834           | 0.7                                       |
| TOTAL POPULATION SERVED BY SOURCE WATER SYSTEM - - - - - |                 |            |              |        |                        | 834           |   |
| TROY   | 0001124         | PIKE       | Acid         | ADJ    | 05/74                  | 13800         | 1.0                                       |
| PIKE COUNTY  | 0001120         | PIKE       |              | CONS   |                        | 5445          |   |
| TOTAL POPULATION SERVED BY SOURCE WATER SYSTEM - - - - - |                 |            |              |        |                        | 19245         |   |
| TRUSSVILLE   | 0000761         | JEFFERSON  | Acid         | ADJ    | 02/82                  | 9000          | 1.0                                       |
| ARGO   | 0001431         | ST. CLAIR  |              | CONS   |                        | 1491          |   |
| TOTAL POPULATION SERVED BY SOURCE WATER SYSTEM - - - - - |                 |            |              |        |                        | 10491         |   |
| TUSCALOOSA   | 0001313         | TUSCALOOSA | Acid         | ADJ    | 07/51                  | 97914         | 1.0                                       |
| CARROLL'S CREEK  | 0001540         | TUSCALOOSA |              | CONS   |                        | 3306          |   |
| COALING  | 0001298         | TUSCALOOSA |              | CONS   |                        | 1575          |   |
| ENGLEWOOD-HULL   | 0001301         | TUSCALOOSA |              | CONS   |                        | 2190          |   |
| FOSTERS-RALPH  | 0001302         | TUSCALOOSA |              | CONS   |                        | 1320          |   |
| MITCHELL   | 0001306         | TUSCALOOSA |              | CONS   |                        | 4518          |   |
| NORTHPORT  | 0001307         | TUSCALOOSA |              | CONS   |                        | 15201         |   |
| PETERSON   | 0001390         | TUSCALOOSA |              | CONS   |                        | 1230          |   |
| SAND SPRINGS   | 0001430         | TUSCALOOSA |              | CONS   |                        | 1725          |   |
| TOTAL POPULATION SERVED BY SOURCE WATER SYSTEM - - - - - |                 |            |              |        |                        | 128979        |   |
| TUSCUMBIA  | 0000331         | COLBERT    | Acid         | ADJ    | 06/63                  | 11721         | 1.0                                       |

POPULATION SERVED FLUORIDATED DRINKING WATER BY SOURCE SYSTEM,  
CONSECUTIVE SYSTEM, AND COUNTY WITHIN STATE (AS OF 12/31/85)

# ALABAMA

| WATER SYSTEM and<br>CONSECUTIVE SYSTEMS SERVED           | EPA<br>ID<br>NO | COUNTY    | CHEM<br>USED | STATUS | FLUOR<br>START<br>DATE | POP<br>SERVED | NATURAL SYSTEMS<br>NAT<br>LEVEL | OPT<br>LEVEL |
|--|-----------------|-----------|--------------|--------|------------------------|---------------|---------------------------------|--------------|
| LITTLEVILLE  | 0000320         | COLBERT   |              | CONS   |                        | 2760          |                                 |              |
| TOTAL POPULATION SERVED BY SOURCE WATER SYSTEM - - - - - |                 |           |              |        |                        | 14481         |                                 |              |
| TUSKEGEE   | 0000870         | MACON     | Acid         | ADJ    | 02/67                  | 22200         |                                 | 1.0          |
| CHEHAW   | 0000857         | MACON     |              | CONS   |                        | 384           |                                 |              |
| LOACHAPOLKA  | 0000814         | LEE       |              | CONS   |                        | 2733          |                                 |              |
| MACON CO   | 0000867         | MACON     |              | CONS   |                        | 3270          |                                 |              |
| FRANKLIN   | 0000860         | MACON     |              | CONS   |                        | 78            |                                 |              |
| NOTASULGA  | 0000862         | MACON     |              | CONS   |                        | 1995          |                                 |              |
| STAR-MINDINGALL  | 0000865         | MACON     |              | CONS   |                        | 1188          |                                 |              |
| TOTAL POPULATION SERVED BY SOURCE WATER SYSTEM - - - - - |                 |           |              |        |                        | 31848         |                                 |              |
| UPPER BEAR CREEK   | 0000927         | MARION    | Acid         | ADJ    | 06/80                  | 32            |                                 | 1.0          |
| BEAR CREEK   | 0000920         | FRANKLIN  |              | CONS   |                        | 1434          |                                 |              |
| DOUBLE SPRINGS   | 0001410         | WINSTON   |              | CONS   |                        | 1968          |                                 |              |
| HALEYVILLE   | 0001411         | WINSTON   |              | CONS   |                        | 8550          |                                 |              |
| PHIL CAMPBELL  | 0000606         | FRANKLIN  |              | CONS   |                        | 3150          |                                 |              |
| TOTAL POPULATION SERVED BY SOURCE WATER SYSTEM - - - - - |                 |           |              |        |                        | 15134         |                                 |              |
| VERNON   | 0000773         | LAMAR     | Acid         | ADJ    | 02/81                  | 3900          |                                 | 1.0          |
| LAMAR COUNTY   | 0000771         | LAMAR     |              | CONS   |                        | 1221          |                                 |              |
| TOTAL POPULATION SERVED BY SOURCE WATER SYSTEM - - - - - |                 |           |              |        |                        | 5121          |                                 |              |
| WARRIOR RIVER AUTHORITY                                  | 0000763         | JEFFERSON | Acid         | ADJ    | 06/82                  | 10050         |                                 | 1.0          |
| TOTAL POPULATION SERVED BY SOURCE WATER SYSTEM - - - - - |                 |           |              |        |                        | 10050         |                                 |              |
| WEST POINT PEP.  | 0000184         | CHAMBERS  | NaSiF6       | ADJ    | 10/58                  | 90            |                                 | 1.0          |
| EAST ALABAMA   | 0000174         | CHAMBERS  |              | CONS   |                        | 12042         |                                 |              |
| HUGULEY  | 0000177         | CHAMBERS  |              | CONS   |                        | 6171          |                                 |              |
| LANETT   | 0000179         | CHAMBERS  |              | CONS   |                        | 8190          |                                 |              |
| LEE-CHAMBERS   | 0000180         | CHAMBERS  |              | CONS   |                        | 5340          |                                 |              |
| TOTAL POPULATION SERVED BY SOURCE WATER SYSTEM - - - - - |                 |           |              |        |                        | 31833         |                                 |              |
| WEST WILCOX  | 0001371         | WILCOX    |              | NATL   |                        | 1845          |                                 | 1.4          |
| TOTAL POPULATION SERVED BY SOURCE WATER SYSTEM - - - - - |                 |           |              |        |                        | 1845          |                                 |              |
| WINFIELD   | 0000930         | MARION    | Acid         | ADJ    | 12/72                  | 6000          |                                 | 1.0          |
| TOTAL POPULATION SERVED BY SOURCE WATER SYSTEM - - - - - |                 |           |              |        |                        | 6000          |                                 |              |

POPULATION SERVED FLUORIDATED DRINKING WATER BY SOURCE SYSTEM,  
 CONSECUTIVE SYSTEM, AND COUNTY WITHIN STATE (AS OF 12/31/85)

**ALABAMA**

| WATER SYSTEM and<br>CONSECUTIVE SYSTEMS SERVED           | EPA<br>ID<br>NO | COUNTY | CHEM<br>USED | STATUS | FLUOR<br>START<br>DATE | POP<br>SERVED | NATURAL SYSTEMS<br>NAT OPT<br>LEVEL LEVEL |
|--|-----------------|--------|--------------|--------|------------------------|---------------|---|
| YORK   | 0001223         | SUMTER | Acid         | ADJ    | 01/59                  | 3411          | 1.0                                       |
| CUBA   | 0001217         | SUMTER |              | CONS   |                        | 540           |   |
| SUMTER COUNTY  | 0001222         | SUMTER |              | CONS   |                        | 6000          |   |
| TOTAL POPULATION SERVED BY SOURCE WATER SYSTEM - - - - - |                 |        |              |        |                        | 9951          |   |

POPULATION SERVED FLUORIDATED DRINKING WATER BY SOURCE SYSTEM,  
 CONSECUTIVE SYSTEM, AND COUNTY WITHIN STATE (AS OF 12/31/85)

**ALASKA**

| WATER SYSTEM and<br>CONSECUTIVE SYSTEMS SERVED           | EPA<br>ID<br>NO | COUNTY               | CHEM<br>USED | STATUS | FLUOR<br>START<br>DATE | POP<br>SERVED | NATURAL SYSTEMS |              |
|--|-----------------|----------------------|--------------|--------|------------------------|---------------|-----------------|--------------|
|  |                 |                      |              |        |                        |               | NAT<br>LEVEL    | OPT<br>LEVEL |
| AKHIOK   | 0225003         | KODIAK ISLAND        | NaF          | ADJ    |                        | 103           |                 | 1.2          |
| TOTAL POPULATION SERVED BY SOURCE WATER SYSTEM - - - - - |                 |                      |              |        |                        | 103           |                 |              |
| AKUTAN   | 0226025         | ALEUTIAN ISLANDS     | NaF          | ADJ    |                        | 169           |                 | 1.2          |
| TOTAL POPULATION SERVED BY SOURCE WATER SYSTEM - - - - - |                 |                      |              |        |                        | 169           |                 |              |
| ALAKANUK   | 0227036         | WADE HAMPTON         | NaF          | ADJ    |                        | 570           |                 | 1.2          |
| TOTAL POPULATION SERVED BY SOURCE WATER SYSTEM - - - - - |                 |                      |              |        |                        | 570           |                 |              |
| ALLAKAKET  | 0230020         | YUKON-KOYUKUK CENSUS | NaF          | ADJ    |                        | 216           |                 | 1.2          |
| TOTAL POPULATION SERVED BY SOURCE WATER SYSTEM - - - - - |                 |                      |              |        |                        | 216           |                 |              |
| AMBLER   | 0230021         | KOBUK CENSUS AREA    | NaF          | ADJ    |                        | 130           |                 | 1.2          |
| TOTAL POPULATION SERVED BY SOURCE WATER SYSTEM - - - - - |                 |                      |              |        |                        | 130           |                 |              |
| ANCHORAGE  | 0221090         | ANCHORAGE BOROUGH    | NaF          | ADJ    |                        | 160000        |                 | 1.2          |
| TOTAL POPULATION SERVED BY SOURCE WATER SYSTEM - - - - - |                 |                      |              |        |                        | 160000        |                 |              |
| ANGOON   | 0213001         | SKAGWAY-YAKUTAT-ANGO | NaF          | ADJ    |                        | 500           |                 | 1.2          |
| TOTAL POPULATION SERVED BY SOURCE WATER SYSTEM - - - - - |                 |                      |              |        |                        | 500           |                 |              |
| ANNETTE  |                 | PRINCE OF WALES      | NaF          | ADJ    |                        | 64            |                 | 1.2          |
| TOTAL POPULATION SERVED BY SOURCE WATER SYSTEM - - - - - |                 |                      |              |        |                        | 64            |                 |              |
| ANVIK  | 0228017         | YUKON-KOYUKUK CENSUS |              | ADJ    |                        | 104           |                 | 1.2          |
| TOTAL POPULATION SERVED BY SOURCE WATER SYSTEM - - - - - |                 |                      |              |        |                        | 104           |                 |              |
| ANVIL MIN CORREC CNTR                                    | 0234059         |                      |              | ADJ    |                        | 92            |                 | 1.2          |
| TOTAL POPULATION SERVED BY SOURCE WATER SYSTEM - - - - - |                 |                      |              |        |                        | 92            |                 |              |
| ARCTIC VILLAGE   | 0230022         | YUKON-KOYUKUK CENSUS | NaF          | ADJ    |                        | 138           |                 | 1.2          |
| TOTAL POPULATION SERVED BY SOURCE WATER SYSTEM - - - - - |                 |                      |              |        |                        | 138           |                 |              |
| ATKA   | 0226005         | ALEUTIAN ISLANDS     | NaF          | ADJ    |                        | 93            |                 | 1.2          |
| TOTAL POPULATION SERVED BY SOURCE WATER SYSTEM - - - - - |                 |                      |              |        |                        | 93            |                 |              |

POPULATION SERVED FLUORIDATED DRINKING WATER BY SOURCE SYSTEM,  
CONSECUTIVE SYSTEM, AND COUNTY WITHIN STATE (AS OF 12/31/85)

# ALASKA

| WATER SYSTEM and<br>CONSECUTIVE SYSTEMS SERVED           | EPA<br>ID<br>NO | COUNTY               | CHEM<br>USED | STATUS | FLUOR<br>START<br>DATE | POP<br>SERVED | NATURAL SYSTEMS<br>NAT<br>LEVEL | OPT<br>LEVEL |
|--|-----------------|----------------------|--------------|--------|------------------------|---------------|---------------------------------|--------------|
| AIMAUTLIJAK  | 0227103         | BEIHEL CENSUS AREA   | NaF          | ADJ    |                        | 240           |                                 | 1.2          |
| TOTAL POPULATION SERVED BY SOURCE WATER SYSTEM - - - - - |                 |                      |              |        |                        | 240           |                                 |              |
| BADGER M.H.P.  | 0231064         | FAIRBANKS            |              | ADJ    |                        | 60            |                                 | 1.2          |
| TOTAL POPULATION SERVED BY SOURCE WATER SYSTEM - - - - - |                 |                      |              |        |                        | 60            |                                 |              |
| BARROW   | 0232007         | NORTH SLOPE          |              | ADJ    |                        | 2300          |                                 | 1.2          |
| TOTAL POPULATION SERVED BY SOURCE WATER SYSTEM - - - - - |                 |                      |              |        |                        | 2300          |                                 |              |
| BERGSTADS TRAILER COURT                                  | 0237004         | DELTA JUNCTION       |              | ADJ    |                        | 75            |                                 | 1.2          |
| TOTAL POPULATION SERVED BY SOURCE WATER SYSTEM - - - - - |                 |                      |              |        |                        | 75            |                                 |              |
| BETHEL   | 0227034         | BEIHEL CENSUS AREA   | NaF          | ADJ    |                        | 4800          |                                 | 1.2          |
| TOTAL POPULATION SERVED BY SOURCE WATER SYSTEM - - - - - |                 |                      |              |        |                        | 4800          |                                 |              |
| BETHEL PHS HOSPITAL                                      | 0227108         | BEIHEL CENSUS AREA   |              | ADJ    |                        | 100           |                                 | 1.2          |
| TOTAL POPULATION SERVED BY SOURCE WATER SYSTEM - - - - - |                 |                      |              |        |                        | 100           |                                 |              |
| BIRCHVIEW TRAILER COURT                                  | 0231083         | FAIRBANKS            |              | ADJ    |                        | 69            |                                 | 1.2          |
| TOTAL POPULATION SERVED BY SOURCE WATER SYSTEM - - - - - |                 |                      |              |        |                        | 69            |                                 |              |
| BIRCHWOOD M.H.P.   | 0237006         | NORTH POLE           |              | ADJ    |                        | 150           |                                 | 1.2          |
| TOTAL POPULATION SERVED BY SOURCE WATER SYSTEM - - - - - |                 |                      |              |        |                        | 150           |                                 |              |
| BREVIC MISSION   | 0234041         | NOME CENSUS AREA     | NaF          | ADJ    |                        | 159           |                                 | 1.2          |
| TOTAL POPULATION SERVED BY SOURCE WATER SYSTEM - - - - - |                 |                      |              |        |                        | 159           |                                 |              |
| BUCKLAND   | 0234012         | KOBUK CENSUS AREA    | NaF          | ADJ    |                        | 150           |                                 | 1.2          |
| TOTAL POPULATION SERVED BY SOURCE WATER SYSTEM - - - - - |                 |                      |              |        |                        | 150           |                                 |              |
| CENTRE PARK SUBDIVISION                                  | 0237153         |                      |              | ADJ    |                        | 80            |                                 | 1.2          |
| TOTAL POPULATION SERVED BY SOURCE WATER SYSTEM - - - - - |                 |                      |              |        |                        | 80            |                                 |              |
| CHALKYITSIK  | 0230018         | YUKON-KOYUKUK CENSUS | NaF          | ADJ    |                        | 92            |                                 | 1.2          |
| TOTAL POPULATION SERVED BY SOURCE WATER SYSTEM - - - - - |                 |                      |              |        |                        | 92            |                                 |              |



POPULATION SERVED FLUORIDATED DRINKING WATER BY SOURCE SYSTEM,  
CONSECUTIVE SYSTEM, AND COUNTY WITHIN STATE (AS OF 12/31/85)

# ALASKA

| WATER SYSTEM and<br>CONSECUTIVE SYSTEMS SERVED | EPA<br>ID<br>NO | COUNTY              | CHEM<br>USED | STATUS | FLUOR<br>START<br>DATE | POP<br>SERVED | NATURAL SYSTEMS<br>NAT<br>LEVEL | OPT<br>LEVEL |
|--|-----------------|---------------------|--------------|--------|------------------------|---------------|---------------------------------|--------------|
| CHEFORNAK                                      | 0227091         | BETHEL CENSUS AREA  | NaF          | ADJ    |                        | 257           |                                 | 1.2          |
| TOTAL POPULATION SERVED BY SOURCE WATER SYSTEM |                 |                     |              |        |                        | 257           |                                 |              |
| CHEVAK   | 0227032         | WADE HAMPTON CENSUS | NaF          | ADJ    |                        | 530           |                                 | 1.2          |
| TOTAL POPULATION SERVED BY SOURCE WATER SYSTEM |                 |                     |              |        |                        | 530           |                                 |              |
| CHIGNIK BAY                                    | 0226022         | DILLINGHAM CENSUS   |              | ADJ    |                        | 73            |                                 | 1.2          |
| TOTAL POPULATION SERVED BY SOURCE WATER SYSTEM |                 |                     |              |        |                        | 73            |                                 |              |
| CHIGNIK LAKE                                   | 0226109         | DILLINGHAM CENSUS   |              | ADJ    |                        | 138           |                                 | 1.2          |
| TOTAL POPULATION SERVED BY SOURCE WATER SYSTEM |                 |                     |              |        |                        | 138           |                                 |              |
| CHUATHBALIK SCHOOL                             | 0227088         | BETHEL CENSUS       |              | ADJ    |                        | 124           |                                 | 1.2          |
| TOTAL POPULATION SERVED BY SOURCE WATER SYSTEM |                 |                     |              |        |                        | 124           |                                 |              |
| CLARKS POINT                                   | 0226020         | DILLINGHAM CENSUS   | NaF          | ADJ    |                        | 81            |                                 | 1.2          |
| TOTAL POPULATION SERVED BY SOURCE WATER SYSTEM |                 |                     |              |        |                        | 81            |                                 |              |
| CLEAR AIR FORCE STATION                        | 0239075         |                     |              | ADJ    |                        | 400           |                                 | 1.2          |
| TOTAL POPULATION SERVED BY SOURCE WATER SYSTEM |                 |                     |              |        |                        | 400           |                                 |              |
| COLLEGE UTILITIES CORP                         | 0231090         | FAIRBANKS           |              | ADJ    |                        | 7000          |                                 | 1.2          |
| TOTAL POPULATION SERVED BY SOURCE WATER SYSTEM |                 |                     |              |        |                        | 7000          |                                 |              |
| CRAIG  | 0212019         | PRINCE OF WALES     | NaF          | ADJ    |                        | 1000          |                                 | 1.2          |
| TOTAL POPULATION SERVED BY SOURCE WATER SYSTEM |                 |                     |              |        |                        | 1000          |                                 |              |
| DEERING  | 0234022         | KOBUK CENSUS AREA   | NaF          | ADJ    |                        | 150           |                                 | 1.2          |
| TOTAL POPULATION SERVED BY SOURCE WATER SYSTEM |                 |                     |              |        |                        | 150           |                                 |              |
| DENALI NATIONAL PARK HQ                        | 0239058         |                     |              | ADJ    |                        | 50            |                                 | 1.2          |
| TOTAL POPULATION SERVED BY SOURCE WATER SYSTEM |                 |                     |              |        |                        | 50            |                                 |              |
| DILLINGHAM                                     | 0226019         | DILLINGHAM CENSUS   | NaF          | ADJ    |                        | 1841          |                                 | 1.2          |
| TOTAL POPULATION SERVED BY SOURCE WATER SYSTEM |                 |                     |              |        |                        | 1841          |                                 |              |

POPULATION SERVED FLUORIDATED DRINKING WATER BY SOURCE SYSTEM,  
 CONSECUTIVE SYSTEM, AND COUNTY WITHIN STATE (AS OF 12/31/85)

# ALASKA

| WATER SYSTEM and<br>CONSECUTIVE SYSTEMS SERVED           | EPA<br>ID<br>NO | COUNTY               | CHEM<br>USED | STATUS | FLUOR<br>START<br>DATE | POP<br>SERVED | NATURAL SYSTEMS<br>NAT<br>LEVEL | OPT<br>LEVEL |
|--|-----------------|----------------------|--------------|--------|------------------------|---------------|---------------------------------|--------------|
| DOT LAKE   | 0238060         | SOUTHEAST FAIRBANKS  | NaF          | ADJ    |                        | 83            |                                 | 1.2          |
| TOTAL POPULATION SERVED BY SOURCE WATER SYSTEM - - - - - |                 |                      |              |        |                        | 83            |                                 |              |
| EAGLE VILLAGE  | 0236001         | SOUTHEAST FAIRBANKS  | NaF          | ADJ    |                        | 125           |                                 | 1.2          |
| TOTAL POPULATION SERVED BY SOURCE WATER SYSTEM - - - - - |                 |                      |              |        |                        | 125           |                                 |              |
| EAGLE VILLAGE CLINIC                                     | 0236029         | SOUTHEAST FAIRBANKS  |              | ADJ    |                        | 30            |                                 | 1.2          |
| TOTAL POPULATION SERVED BY SOURCE WATER SYSTEM - - - - - |                 |                      |              |        |                        | 30            |                                 |              |
| EEK  | 0227028         | BEIHEL CENSUS        | NaF          | ADJ    |                        | 265           |                                 | 1.2          |
| TOTAL POPULATION SERVED BY SOURCE WATER SYSTEM - - - - - |                 |                      |              |        |                        | 265           |                                 |              |
| EIELSON AIR FORCE BASE                                   | 0237062         | FAIRBANKS NORTH STAR |              | ADJ    |                        | 2000          |                                 | 1.2          |
| TOTAL POPULATION SERVED BY SOURCE WATER SYSTEM - - - - - |                 |                      |              |        |                        | 2000          |                                 |              |
| EKLUTNA  | 0221301         |                      | NaF          | ADJ    |                        | 25            |                                 | 1.2          |
| TOTAL POPULATION SERVED BY SOURCE WATER SYSTEM - - - - - |                 |                      |              |        |                        | 25            |                                 |              |
| ELIM   | 0234034         | NOME                 | NaF          | ADJ    |                        | 250           |                                 | 1.2          |
| TOTAL POPULATION SERVED BY SOURCE WATER SYSTEM - - - - - |                 |                      |              |        |                        | 250           |                                 |              |
| ELMENDORF AIR FORCE BASE                                 | 0221142         | ANCHORAGE BOROUGH    |              | ADJ    |                        | 9000          |                                 | 1.2          |
| TOTAL POPULATION SERVED BY SOURCE WATER SYSTEM - - - - - |                 |                      |              |        |                        | 9000          |                                 |              |
| EMMONAK  | 0227029         | WADE HAMPTON         | NaF          | ADJ    |                        | 581           |                                 | 1.2          |
| TOTAL POPULATION SERVED BY SOURCE WATER SYSTEM - - - - - |                 |                      |              |        |                        | 581           |                                 |              |
| ENGLISH BAY  | 0224046         | KENAI PENINSULA      | NaF          | ADJ    |                        | 125           |                                 | 1.2          |
| TOTAL POPULATION SERVED BY SOURCE WATER SYSTEM - - - - - |                 |                      |              |        |                        | 125           |                                 |              |
| FAA NORTHWAY   | 0238047         |                      |              | ADJ    |                        | 25            |                                 | 1.2          |
| TOTAL POPULATION SERVED BY SOURCE WATER SYSTEM - - - - - |                 |                      |              |        |                        | 25            |                                 |              |
| FAIRBANKS  | 0231073         | FAIRBANKS NORTH STAR | NaF          | ADJ    |                        | 26000         |                                 | 1.2          |
| TOTAL POPULATION SERVED BY SOURCE WATER SYSTEM - - - - - |                 |                      |              |        |                        | 26000         |                                 |              |

POPULATION SERVED FLUORIDATED DRINKING WATER BY SOURCE SYSTEM,  
CONSECUTIVE SYSTEM, AND COUNTY WITHIN STATE (AS OF 12/31/85)

# ALASKA

| WATER SYSTEM and<br>CONSECUTIVE SYSTEMS SERVED           | EPA<br>ID<br>NO | COUNTY               | CHEM<br>USED | STATUS | FLUOR<br>START<br>DATE | POP<br>SERVED | NATURAL SYSTEMS<br>NAT OPT<br>LEVEL LEVEL |
|--|-----------------|----------------------|--------------|--------|------------------------|---------------|---|
| FALSE PASS   | 0226031         | ALEUTIAN ISLANDS     |              | ADJ    |                        | 65            | 1.2                                       |
| TOTAL POPULATION SERVED BY SOURCE WATER SYSTEM - - - - - |                 |                      |              |        |                        | 65            |   |
| FORT GREELY-BOLIOLK                                      | 0237075         |                      |              | ADJ    |                        | 37            | 1.2                                       |
| TOTAL POPULATION SERVED BY SOURCE WATER SYSTEM - - - - - |                 |                      |              |        |                        | 37            |   |
| FORT GREELY-MAIN POST                                    | 0237078         | FAIRBANKS NORTH STAR |              | ADJ    |                        | 1000          | 1.2                                       |
| TOTAL POPULATION SERVED BY SOURCE WATER SYSTEM - - - - - |                 |                      |              |        |                        | 1000          |   |
| FORT RICHARDSON  | 0221203         | ANCHORAGE BOROUGH    |              | ADJ    |                        | 7000          | 1.2                                       |
| TOTAL POPULATION SERVED BY SOURCE WATER SYSTEM - - - - - |                 |                      |              |        |                        | 7000          |   |
| FORT WAINWRIGHT  | 0231091         | FAIRBANKS NORTH STAR |              | ADJ    |                        | 7000          | 1.2                                       |
| TOTAL POPULATION SERVED BY SOURCE WATER SYSTEM - - - - - |                 |                      |              |        |                        | 7000          |   |
| FORT YUKON   | 0236025         | YUKON-KOYUKUK CENSUS | NaF          | ADJ    |                        | 672           | 1.2                                       |
| TOTAL POPULATION SERVED BY SOURCE WATER SYSTEM - - - - - |                 |                      |              |        |                        | 672           |   |
| GALENA   | 0236027         | YUKON-KOYUKUK CENSUS | NaF          | ADJ    |                        | 806           | 1.2                                       |
| TOTAL POPULATION SERVED BY SOURCE WATER SYSTEM - - - - - |                 |                      |              |        |                        | 806           |   |
| GAMBELL  | 0234030         | NOME CENSUS AREA     | NaF          | ADJ    |                        | 550           | 1.2                                       |
| TOTAL POPULATION SERVED BY SOURCE WATER SYSTEM - - - - - |                 |                      |              |        |                        | 550           |   |
| GOLOVIN  | 0234021         | NOME CENSUS AREA     | NaF          | ADJ    |                        | 150           | 1.2                                       |
| TOTAL POPULATION SERVED BY SOURCE WATER SYSTEM - - - - - |                 |                      |              |        |                        | 150           |   |
| GRAYLING   | 0238021         | YUKON-KOYUKUK CENSUS | NaF          | ADJ    |                        | 148           | 1.2                                       |
| TOTAL POPULATION SERVED BY SOURCE WATER SYSTEM - - - - - |                 |                      |              |        |                        | 148           |   |
| HOLY CROSS   | 0228007         | YUKON-KOYUKUK CENSUS | NaF          | ADJ    |                        | 243           | 1.2                                       |
| TOTAL POPULATION SERVED BY SOURCE WATER SYSTEM - - - - - |                 |                      |              |        |                        | 243           |   |
| HONAH  | 0213006         | SKAGWAY-YAKUTAT-ANGO | NaF          | ADJ    |                        | 865           | 1.2                                       |
| TOTAL POPULATION SERVED BY SOURCE WATER SYSTEM - - - - - |                 |                      |              |        |                        | 865           |   |

POPULATION SERVED FLUORIDATED DRINKING WATER BY SOURCE SYSTEM,  
CONSECUTIVE SYSTEM, AND COUNTY WITHIN STATE (AS OF 12/31/85)

# ALASKA

| WATER SYSTEM and<br>CONSECUTIVE SYSTEMS SERVED           | EPA<br>ID<br>NO | COUNTY               | CHEM<br>USED | STATUS | FLUOR<br>START<br>DATE | POP<br>SERVED | NATURAL SYSTEMS<br>NAT<br>LEVEL | OPT<br>LEVEL |
|--|-----------------|----------------------|--------------|--------|------------------------|---------------|---------------------------------|--------------|
| HOOPER BAY #1  | 0227031         | WADE HAMPTON         | CENSUS NaF   | ADJ    |                        | 325           |                                 | 1.2          |
| TOTAL POPULATION SERVED BY SOURCE WATER SYSTEM - - - - - |                 |                      |              |        |                        | 325           |                                 |              |
| HOOPER BAY #2  | 0227127         | WADE HAMPTON         | CENSUS NaF   | ADJ    |                        | 326           |                                 | 1.2          |
| TOTAL POPULATION SERVED BY SOURCE WATER SYSTEM - - - - - |                 |                      |              |        |                        | 326           |                                 |              |
| HUFFMAN M.H.P.   | 0231081         | FAIRBANKS NORTH STAR |              | ADJ    |                        | 65            |                                 | 1.2          |
| TOTAL POPULATION SERVED BY SOURCE WATER SYSTEM - - - - - |                 |                      |              |        |                        | 65            |                                 |              |
| HUGHES   | 0230027         | YUKON-KOYUKUK        | CENSUS NaF   | ADJ    |                        | 105           |                                 | 1.2          |
| TOTAL POPULATION SERVED BY SOURCE WATER SYSTEM - - - - - |                 |                      |              |        |                        | 105           |                                 |              |
| HUSLIA   | 0230019         | YUKON-KOYUKUK        | CENSUS NaF   | ADJ    |                        | 212           |                                 | 1.2          |
| TOTAL POPULATION SERVED BY SOURCE WATER SYSTEM - - - - - |                 |                      |              |        |                        | 212           |                                 |              |
| HYDABURG   | 0212022         | PRINCE OF WALES      | NaF          | ADJ    |                        | 450           |                                 | 1.2          |
| TOTAL POPULATION SERVED BY SOURCE WATER SYSTEM - - - - - |                 |                      |              |        |                        | 450           |                                 |              |
| IGIUGIC  | 0226081         | DILLINGHAM           | NaF          | ADJ    |                        | 33            |                                 | 1.2          |
| TOTAL POPULATION SERVED BY SOURCE WATER SYSTEM - - - - - |                 |                      |              |        |                        | 33            |                                 |              |
| JUNEAU   | 0211034         | JUNEAU BOROUGH       | NaF          | ADJ    |                        | 17000         |                                 | 1.2          |
| TOTAL POPULATION SERVED BY SOURCE WATER SYSTEM - - - - - |                 |                      |              |        |                        | 17000         |                                 |              |
| KAKE   | 0213008         | WRANGELL-PETERSBURG  | NaF          | ADJ    |                        | 68            |                                 | 1.2          |
| TOTAL POPULATION SERVED BY SOURCE WATER SYSTEM - - - - - |                 |                      |              |        |                        | 68            |                                 |              |
| KAKTOVIK   | 0232024         | NORTH SLOPE BOROUGH  | NaF          | ADJ    |                        | 165           |                                 | 1.2          |
| TOTAL POPULATION SERVED BY SOURCE WATER SYSTEM - - - - - |                 |                      |              |        |                        | 165           |                                 |              |
| KALTAG   | 0236014         | YUKON-KOYUKUK        | CENSUS NaF   | ADJ    |                        | 300           |                                 | 1.2          |
| TOTAL POPULATION SERVED BY SOURCE WATER SYSTEM - - - - - |                 |                      |              |        |                        | 300           |                                 |              |
| KANAKANAK HOSPITAL                                       | 0226128         |                      | NaF          | ADJ    |                        | 35            |                                 | 1.2          |
| TOTAL POPULATION SERVED BY SOURCE WATER SYSTEM - - - - - |                 |                      |              |        |                        | 35            |                                 |              |

POPULATION SERVED FLUORIDATED DRINKING WATER BY SOURCE SYSTEM,  
CONSECUTIVE SYSTEM, AND COUNTY WITHIN STATE (AS OF 12/31/85)

# ALASKA

| WATER SYSTEM and<br>CONSECUTIVE SYSTEMS SERVED           | EPA<br>ID<br>NO | COUNTY              | CHEM<br>USED | STATUS | FLUOR<br>START<br>DATE | POP<br>SERVED | NATURAL SYSTEMS<br>NAT<br>LEVEL | OPT<br>LEVEL |
|--|-----------------|---------------------|--------------|--------|------------------------|---------------|---------------------------------|--------------|
| KARLUK   | 0225008         | KODIAK ISLAND       | NaF          | ADJ    |                        | 94            |                                 | 1.2          |
| TOTAL POPULATION SERVED BY SOURCE WATER SYSTEM - - - - - |                 |                     |              |        |                        | 94            |                                 |              |
| KASAAN   | 0212060         | PRINCE OF WALES     | NaF          | ADJ    |                        | 75            |                                 | 1.2          |
| TOTAL POPULATION SERVED BY SOURCE WATER SYSTEM - - - - - |                 |                     |              |        |                        | 75            |                                 |              |
| KASIGLUK   | 0227079         | BETHEL CENSUS AREA  | NaF          | ADJ    |                        | 328           |                                 | 1.2          |
| TOTAL POPULATION SERVED BY SOURCE WATER SYSTEM - - - - - |                 |                     |              |        |                        | 328           |                                 |              |
| KIANA  | 0234023         | KOBUK CENSUS AREA   | NaF          | ADJ    |                        | 270           |                                 | 1.2          |
| TOTAL POPULATION SERVED BY SOURCE WATER SYSTEM - - - - - |                 |                     |              |        |                        | 270           |                                 |              |
| KIPNUK   | 0227073         | BETHEL CENSUS AREA  |              | ADJ    |                        | 430           |                                 | 1.2          |
| TOTAL POPULATION SERVED BY SOURCE WATER SYSTEM - - - - - |                 |                     |              |        |                        | 430           |                                 |              |
| KIVALINA   | 0234011         | KOBUK CENSUS AREA   | NaF          | ADJ    |                        | 252           |                                 | 1.2          |
| TOTAL POPULATION SERVED BY SOURCE WATER SYSTEM - - - - - |                 |                     |              |        |                        | 252           |                                 |              |
| KLAWOCK  | 0212016         | PRINCE OF WALES     | NaF          | ADJ    |                        | 300           |                                 | 1.2          |
| TOTAL POPULATION SERVED BY SOURCE WATER SYSTEM - - - - - |                 |                     |              |        |                        | 300           |                                 |              |
| KLUKWAN  | 0211056         | HAINES BOROUGH      | NaF          | ADJ    |                        | 150           |                                 | 1.2          |
| TOTAL POPULATION SERVED BY SOURCE WATER SYSTEM - - - - - |                 |                     |              |        |                        | 150           |                                 |              |
| KOBUK  | 0234056         | KOBUK CENSUS AREA   | NaF          | ADJ    |                        | 64            |                                 | 1.2          |
| TOTAL POPULATION SERVED BY SOURCE WATER SYSTEM - - - - - |                 |                     |              |        |                        | 64            |                                 |              |
| KOLIGANEK  | 0226004         | DILLINGHAM CENSUS   | NaF          | ADJ    |                        | 130           |                                 | 1.2          |
| TOTAL POPULATION SERVED BY SOURCE WATER SYSTEM - - - - - |                 |                     |              |        |                        | 130           |                                 |              |
| KONGIGANEK   | 0227101         | BETHEL CENSUS AREA  | NaF          | ADJ    |                        | 235           |                                 | 1.2          |
| TOTAL POPULATION SERVED BY SOURCE WATER SYSTEM - - - - - |                 |                     |              |        |                        | 235           |                                 |              |
| KOTLIK   | 0227013         | WADE HAMPTON CENSUS | NaF          | ADJ    |                        | 413           |                                 | 1.2          |
| TOTAL POPULATION SERVED BY SOURCE WATER SYSTEM - - - - - |                 |                     |              |        |                        | 413           |                                 |              |

POPULATION SERVED FLUORIDATED DRINKING WATER BY SOURCE SYSTEM,  
CONSECUTIVE SYSTEM, AND COUNTY WITHIN STATE (AS OF 12/31/85)

**ALASKA**

| WATER SYSTEM and<br>CONSECUTIVE SYSTEMS SERVED           | EPA<br>ID<br>NO | COUNTY               | CHEM<br>USED | STATUS | FLUOR<br>START<br>DATE | POP<br>SERVED | NATURAL SYSTEMS<br>NAT OPT<br>LEVEL LEVEL |
|--|-----------------|----------------------|--------------|--------|------------------------|---------------|---|
| KOTZEBUE   | 0234006         | KOBUK CENSUS AREA    | NaF          | ADJ    |                        | 3250          | 1.2                                       |
| TOTAL POPULATION SERVED BY SOURCE WATER SYSTEM - - - - - |                 |                      |              |        |                        | 3250          |   |
| KOYUK  | 0234016         | NOME CENSUS AREA     | NaF          | ADJ    |                        | 207           | 1.2                                       |
| TOTAL POPULATION SERVED BY SOURCE WATER SYSTEM - - - - - |                 |                      |              |        |                        | 207           |   |
| KOYUKUK  | 0236021         | YUKON-KOYUKUK CENSUS | NaF          | ADJ    |                        | 120           | 1.2                                       |
| TOTAL POPULATION SERVED BY SOURCE WATER SYSTEM - - - - - |                 |                      |              |        |                        | 120           |   |
| KWETHLUK   | 0227000         | BEIHEL CENSUS AREA   | NaF          | ADJ    |                        | 467           | 1.2                                       |
| TOTAL POPULATION SERVED BY SOURCE WATER SYSTEM - - - - - |                 |                      |              |        |                        | 467           |   |
| LAKEVIEW TERRACE TRAILER CT                              | 0231039         | FAIRBANKS NORTH      |              | ADJ    |                        | 500           | 1.2                                       |
| TOTAL POPULATION SERVED BY SOURCE WATER SYSTEM - - - - - |                 |                      |              |        |                        | 500           |   |
| LAKEVIEW TRAILER COURT                                   | 0231038         | FAIRBANKS NORTH      |              | ADJ    |                        | 150           | 1.2                                       |
| TOTAL POPULATION SERVED BY SOURCE WATER SYSTEM - - - - - |                 |                      |              |        |                        | 150           |   |
| LARRY'S APARTMENTS                                       | 0237087         | FAIRBANKS NORTH      |              | ADJ    |                        | 50            | 1.2                                       |
| TOTAL POPULATION SERVED BY SOURCE WATER SYSTEM - - - - - |                 |                      |              |        |                        | 50            |   |
| LARSEN BAY   | 0225013         | KODIAK ISLAND        | NaF          | ADJ    |                        | 180           | 1.2                                       |
| TOTAL POPULATION SERVED BY SOURCE WATER SYSTEM - - - - - |                 |                      |              |        |                        | 180           |   |
| LITTLE DIOMEDE   | 0234014         |                      | NaF          | ADJ    |                        | 50            | 1.2                                       |
| TOTAL POPULATION SERVED BY SOURCE WATER SYSTEM - - - - - |                 |                      |              |        |                        | 50            |   |
| LIVING WORD ACADEMY                                      | 0238032         |                      |              | ADJ    |                        | 130           | 1.2                                       |
| TOTAL POPULATION SERVED BY SOURCE WATER SYSTEM - - - - - |                 |                      |              |        |                        | 130           |   |
| LOWER KALSAG   | 0227069         | BEIHEL CENSUS AREA   | NaF          | ADJ    |                        | 260           | 1.2                                       |
| TOTAL POPULATION SERVED BY SOURCE WATER SYSTEM - - - - - |                 |                      |              |        |                        | 260           |   |
| MANLY  | 0230048         |                      |              | ADJ    |                        | 50            | 1.2                                       |
| TOTAL POPULATION SERVED BY SOURCE WATER SYSTEM - - - - - |                 |                      |              |        |                        | 50            |   |

POPULATION SERVED FLUORIDATED DRINKING WATER BY SOURCE SYSTEM,  
 CONSECUTIVE SYSTEM, AND COUNTY WITHIN STATE (AS OF 12/31/85)

**ALASKA**

| WATER SYSTEM and<br>CONSECUTIVE SYSTEMS SERVED           | EPA<br>ID<br>NO | COUNTY               | CHEM<br>USED | STATUS | FLUOR<br>START<br>DATE | POP<br>SERVED | NATURAL SYSTEMS<br>NAT<br>LEVEL | OPT<br>LEVEL |
|--|-----------------|----------------------|--------------|--------|------------------------|---------------|---------------------------------|--------------|
| MANOKOTAK  | 0226009         | BRISTOL BAY          | NaF          | ADJ    |                        | 299           |                                 | 1.2          |
| TOTAL POPULATION SERVED BY SOURCE WATER SYSTEM - - - - - |                 |                      |              |        |                        | 299           |                                 |              |
| MARLOR APTS #1   | 0231065         | FAIRBANKS NORTH      |              | ADJ    |                        | 25            |                                 | 1.2          |
| TOTAL POPULATION SERVED BY SOURCE WATER SYSTEM - - - - - |                 |                      |              |        |                        | 25            |                                 |              |
| MARSHALL   | 0227027         |                      | NaF          | ADJ    |                        | 261           |                                 | 1.2          |
| TOTAL POPULATION SERVED BY SOURCE WATER SYSTEM - - - - - |                 |                      |              |        |                        | 261           |                                 |              |
| MAGRATH  | 0228015         | YUKON-KOYUKUK CENSUS | NaF          | ADJ    |                        | 497           |                                 | 1.2          |
| TOTAL POPULATION SERVED BY SOURCE WATER SYSTEM - - - - - |                 |                      |              |        |                        | 497           |                                 |              |
| MEILAKATLA   | 0211202         | KETCHIKAN GATEWAY    | NaF          | ADJ    |                        | 1080          |                                 | 1.2          |
| TOTAL POPULATION SERVED BY SOURCE WATER SYSTEM - - - - - |                 |                      |              |        |                        | 1080          |                                 |              |
| MINTO  | 0230015         | YUKON-KOYUKUK CENSUS | NaF          | ADJ    |                        | 190           |                                 | 1.2          |
| TOTAL POPULATION SERVED BY SOURCE WATER SYSTEM - - - - - |                 |                      |              |        |                        | 190           |                                 |              |
| MOOSE CREEK APTS   | 0237055         | FAIRBANKS NORTH      |              | ADJ    |                        | 199           |                                 | 1.2          |
| TOTAL POPULATION SERVED BY SOURCE WATER SYSTEM - - - - - |                 |                      |              |        |                        | 199           |                                 |              |
| MOUNTAIN VILLAGE   | 0227015         | WADE HAMPTON CENSUS  |              | ADJ    |                        | 667           |                                 | 1.2          |
| TOTAL POPULATION SERVED BY SOURCE WATER SYSTEM - - - - - |                 |                      |              |        |                        | 667           |                                 |              |
| NAKNEK   | 0226100         | BRISTOL BAY          | NaF          | ADJ    |                        | 317           |                                 | 1.2          |
| TOTAL POPULATION SERVED BY SOURCE WATER SYSTEM - - - - - |                 |                      |              |        |                        | 317           |                                 |              |
| NAPAKIAK   | 0226012         | BETHEL CENSUS AREA   | NaF          | ADJ    |                        | 286           |                                 | 1.2          |
| TOTAL POPULATION SERVED BY SOURCE WATER SYSTEM - - - - - |                 |                      |              |        |                        | 286           |                                 |              |
| NAPASKIAK  | 0226013         | BETHEL CENSUS AREA   | NaF          | ADJ    |                        | 278           |                                 | 1.2          |
| TOTAL POPULATION SERVED BY SOURCE WATER SYSTEM - - - - - |                 |                      |              |        |                        | 278           |                                 |              |
| NAVAL ARCTIC RES STA                                     | 0232005         |                      |              | ADJ    |                        | 200           |                                 | 1.2          |
| TOTAL POPULATION SERVED BY SOURCE WATER SYSTEM - - - - - |                 |                      |              |        |                        | 200           |                                 |              |

POPULATION SERVED FLUORIDATED DRINKING WATER BY SOURCE SYSTEM,  
CONSECUTIVE SYSTEM, AND COUNTY WITHIN STATE (AS OF 12/31/85)

**ALASKA**

| WATER SYSTEM and<br>CONSECUTIVE SYSTEMS SERVED           | EPA<br>ID<br>NO | COUNTY               | CHEM<br>USED | STATUS | FLUOR<br>START<br>DATE | POP<br>SERVED | NATURAL SYSTEMS<br>NAT OPT<br>LEVEL LEVEL |
|--|-----------------|----------------------|--------------|--------|------------------------|---------------|---|
| NENANA   | 0239006         | YUKON-KOYUKUK CENSUS | NaF          | ADJ    |                        | 600           | 1.2                                       |
| TOTAL POPULATION SERVED BY SOURCE WATER SYSTEM - - - - - |                 |                      |              |        |                        | 600           |   |
| NEW STUYAHOK   | 0226036         | BRISTOL BAY          | NaF          | ADJ    |                        | 337           | 1.2                                       |
| TOTAL POPULATION SERVED BY SOURCE WATER SYSTEM - - - - - |                 |                      |              |        |                        | 337           |   |
| NEWHALEN SUBDIVISION                                     | 0226006         |                      |              | ADJ    |                        | 140           | 1.2                                       |
| TOTAL POPULATION SERVED BY SOURCE WATER SYSTEM - - - - - |                 |                      |              |        |                        | 140           |   |
| NEWTOK   | 0227071         | BETHEL/WADE HAMPTON  | NaF          | ADJ    |                        | 25            | 1.2                                       |
| TOTAL POPULATION SERVED BY SOURCE WATER SYSTEM - - - - - |                 |                      |              |        |                        | 25            |   |
| NOATAK   | 0234015         | KOBUK CENSUS AREA    | NaF          | ADJ    |                        | 300           | 1.2                                       |
| TOTAL POPULATION SERVED BY SOURCE WATER SYSTEM - - - - - |                 |                      |              |        |                        | 300           |   |
| NOME   | 0234001         | NOME CENSUS AREA     |              | ADJ    |                        | 3500          | 1.2                                       |
| TOTAL POPULATION SERVED BY SOURCE WATER SYSTEM - - - - - |                 |                      |              |        |                        | 3500          |   |
| NONDALTON  | 0226026         | BRISTOL BAY          | NaF          | ADJ    |                        | 176           | 1.2                                       |
| TOTAL POPULATION SERVED BY SOURCE WATER SYSTEM - - - - - |                 |                      |              |        |                        | 176           |   |
| NOORVIK  | 0234010         | KOBUK CENSUS AREA    | NaF          | ADJ    |                        | 500           | 1.2                                       |
| TOTAL POPULATION SERVED BY SOURCE WATER SYSTEM - - - - - |                 |                      |              |        |                        | 500           |   |
| NORTH POLE UTILITIES                                     | 0231067         | FAIRBANKS NORTH STAR |              | ADJ    |                        | 823           | 1.2                                       |
| TOTAL POPULATION SERVED BY SOURCE WATER SYSTEM - - - - - |                 |                      |              |        |                        | 823           |   |
| NORTH STAR RENT-MISSION                                  | 0231199         | NORTH STAR BOROUGH   |              | ADJ    |                        | 25            | 1.2                                       |
| TOTAL POPULATION SERVED BY SOURCE WATER SYSTEM - - - - - |                 |                      |              |        |                        | 25            |   |
| NORTH STAR RENT-WYATT                                    | 0231198         | NORTH STAR BOROUGH   |              | ADJ    |                        | 25            | 1.2                                       |
| TOTAL POPULATION SERVED BY SOURCE WATER SYSTEM - - - - - |                 |                      |              |        |                        | 25            |   |
| NUIQSUT  | 0232026         | NORTH SLOPE BOROUGH  | NaF          | ADJ    |                        | 319           | 1.2                                       |
| TOTAL POPULATION SERVED BY SOURCE WATER SYSTEM - - - - - |                 |                      |              |        |                        | 319           |   |



POPULATION SERVED FLUORIDATED DRINKING WATER BY SOURCE SYSTEM,  
CONSECUTIVE SYSTEM, AND COUNTY WITHIN STATE (AS OF 1/ 31/85)

**ALASKA**

| WATER SYSTEM and<br>CONSECUTIVE SYSTEMS SERVED           | EPA<br>ID<br>NO | COUNTY              | CHEM<br>USED    | STATUS | FLUOR<br>START<br>DATE | POP<br>SERVED | NATURAL SYSTEMS<br>NAT<br>LEVEL | OPT<br>LEVEL |
|--|-----------------|---------------------|-----------------|--------|------------------------|---------------|---------------------------------|--------------|
| NULATO (PHS)   | 0236043         | YUKON-KOYUKUK       | CENSUS NaF      | ADJ    |                        | 225           |                                 | 1.2          |
| TOTAL POPULATION SERVED BY SOURCE WATER SYSTEM - - - - - |                 |                     |                 |        |                        | 225           |                                 |              |
| NULATO (VSW)   | 0236013         | YUKON-KOYUKUK       | CENSUS NaF      | ADJ    |                        | 450           |                                 | 1.2          |
| TOTAL POPULATION SERVED BY SOURCE WATER SYSTEM - - - - - |                 |                     |                 |        |                        | 450           |                                 |              |
| NUNAPITCHUK  | 0226082         | BETHEL              | CENSUS AREA NaF | ADJ    |                        | 313           |                                 | 1.2          |
| TOTAL POPULATION SERVED BY SOURCE WATER SYSTEM - - - - - |                 |                     |                 |        |                        | 313           |                                 |              |
| OLD HARBOR   | 0225006         | KODIAK ISLAND       | NaF             | ADJ    |                        | 355           |                                 | 1.2          |
| TOTAL POPULATION SERVED BY SOURCE WATER SYSTEM - - - - - |                 |                     |                 |        |                        | 355           |                                 |              |
| OSCARVILLE   | 0227006         | BETHEL              | CENSUS AREA     | ADJ    |                        | 51            |                                 | 1.2          |
| TOTAL POPULATION SERVED BY SOURCE WATER SYSTEM - - - - - |                 |                     |                 |        |                        | 51            |                                 |              |
| OUZINKIE   | 0225005         | KODIAK ISLAND       | NaF             | ADJ    |                        | 233           |                                 | 1.2          |
| TOTAL POPULATION SERVED BY SOURCE WATER SYSTEM - - - - - |                 |                     |                 |        |                        | 233           |                                 |              |
| PEACEFUL MEADOWS M.H.P.                                  | 0231063         |                     |                 | ADJ    |                        | 28            |                                 | 1.2          |
| TOTAL POPULATION SERVED BY SOURCE WATER SYSTEM - - - - - |                 |                     |                 |        |                        | 28            |                                 |              |
| PERRYVILLE   | 0226035         | DILLINGHAM          | NaF             | ADJ    |                        | 108           |                                 | 1.2          |
| TOTAL POPULATION SERVED BY SOURCE WATER SYSTEM - - - - - |                 |                     |                 |        |                        | 108           |                                 |              |
| PETERSBURG   | 0213014         | WRANGELL-PETERSBURG | NaF             | ADJ    |                        | 2800          |                                 | 1.2          |
| TOTAL POPULATION SERVED BY SOURCE WATER SYSTEM - - - - - |                 |                     |                 |        |                        | 2800          |                                 |              |
| PILOT STATION  | 0226016         | WADE HAMPTON        | CENSUS NaF      | ADJ    |                        | 337           |                                 | 1.2          |
| TOTAL POPULATION SERVED BY SOURCE WATER SYSTEM - - - - - |                 |                     |                 |        |                        | 337           |                                 |              |
| PITKAS POINT   | 0227010         | WADE HAMPTON        | CENSUS NaF      | ADJ    |                        | 88            |                                 | 1.2          |
| TOTAL POPULATION SERVED BY SOURCE WATER SYSTEM - - - - - |                 |                     |                 |        |                        | 88            |                                 |              |
| POINT LAY  | 0232025         | NORTH SLOPE         | BOROUGH         | ADJ    |                        | 94            |                                 | 1.2          |
| TOTAL POPULATION SERVED BY SOURCE WATER SYSTEM - - - - - |                 |                     |                 |        |                        | 94            |                                 |              |

POPULATION SERVED FLUORIDATED DRINKING WATER BY SOURCE SYSTEM,  
 CONSECUTIVE SYSTEM, AND COUNTY WITHIN STATE (AS OF 12/31/85)

**ALASKA**

| WATER SYSTEM and<br>CONSECUTIVE SYSTEMS SERVED | EPA<br>ID<br>NO | COUNTY               | CHEM<br>USED | STATUS | FLUOR<br>START<br>DATE | POP<br>SERVED | NATURAL SYSTEMS<br>NAT<br>LEVEL | OPT<br>LEVEL |
|--|-----------------|----------------------|--------------|--------|------------------------|---------------|---------------------------------|--------------|
| PORT GRAHAM                                    | 0224049         | KENAI PENINSULA      | NaF          | ADJ    |                        | 162           |                                 | 1.2          |
| TOTAL POPULATION SERVED BY SOURCE WATER SYSTEM |                 |                      |              |        |                        | 162           |                                 |              |
| PORT LIONS                                     | 0225004         | KODIAK ISLAND        | NaF          | ADJ    |                        | 291           |                                 | 1.2          |
| TOTAL POPULATION SERVED BY SOURCE WATER SYSTEM |                 |                      |              |        |                        | 291           |                                 |              |
| PTARMIGAN HEIGHTS UTIL                         | 0231093         | FAIRBANKS NORTH STAR |              | ADJ    |                        | 60            |                                 | 1.2          |
| TOTAL POPULATION SERVED BY SOURCE WATER SYSTEM |                 |                      |              |        |                        | 60            |                                 |              |
| QUINHAGAK                                      | 0227104         | BETHEL CENSUS AREA   | NaF          | ADJ    |                        | 427           |                                 | 1.2          |
| TOTAL POPULATION SERVED BY SOURCE WATER SYSTEM |                 |                      |              |        |                        | 427           |                                 |              |
| RAINBOW VALLEY M.H.P.                          | 0231087         | FAIRBANKS NORTH STAR |              | ADJ    |                        | 300           |                                 | 1.2          |
| TOTAL POPULATION SERVED BY SOURCE WATER SYSTEM |                 |                      |              |        |                        | 300           |                                 |              |
| RIVERVIEW M.H.P.                               | 0231086         | FAIRBANKS NORTH STAR |              | ADJ    |                        | 90            |                                 | 1.2          |
| TOTAL POPULATION SERVED BY SOURCE WATER SYSTEM |                 |                      |              |        |                        | 90            |                                 |              |
| RUSSIAN MISSION                                | 0227016         | WADE HAMPTON CENSUS  | NaF          | ADJ    |                        | 175           |                                 | 1.2          |
| TOTAL POPULATION SERVED BY SOURCE WATER SYSTEM |                 |                      |              |        |                        | 175           |                                 |              |
| SAINT MARY'S                                   | 0227017         | WADE HAMPTON CENSUS  |              | ADJ    |                        | 584           |                                 | 1.2          |
| TOTAL POPULATION SERVED BY SOURCE WATER SYSTEM |                 |                      |              |        |                        | 584           |                                 |              |
| SAINT MICHAEL                                  | 0234033         | NOME CENSUS AREA     |              | ADJ    |                        | 240           |                                 | 1.2          |
| TOTAL POPULATION SERVED BY SOURCE WATER SYSTEM |                 |                      |              |        |                        | 240           |                                 |              |
| SAINT MICHAEL SCHOOL                           | 0234053         |                      |              | ADJ    |                        | 71            |                                 | 5.0          |
| TOTAL POPULATION SERVED BY SOURCE WATER SYSTEM |                 |                      |              |        |                        | 71            |                                 |              |
| SAINT PAUL                                     | 0226028         | PRIBILOF ISLANDS     |              | ADJ    |                        | 551           |                                 | 1.2          |
| TOTAL POPULATION SERVED BY SOURCE WATER SYSTEM |                 |                      |              |        |                        | 551           |                                 |              |
| SAND POINT                                     | 0226029         | ALEUTIAN ISLANDS     | NaF          | ADJ    |                        | 797           |                                 | 1.2          |
| TOTAL POPULATION SERVED BY SOURCE WATER SYSTEM |                 |                      |              |        |                        | 797           |                                 |              |

POPULATION SERVED FLUORIDATED DRINKING WATER BY SOURCE SYSTEM,  
CONSECUTIVE SYSTEM, AND COUNTY WITHIN STATE (AS OF 12/31/85)

**ALASKA**

| WATER SYSTEM and<br>CONSECUTIVE SYSTEMS SERVED | EPA<br>ID<br>NO | COUNTY               | CHEM<br>USED | STATUS | FLUOR<br>START<br>DATE | POP<br>SERVED | NATURAL SYSTEMS<br>NAT<br>LEVEL | OPT<br>LEVEL |
|--|-----------------|----------------------|--------------|--------|------------------------|---------------|---------------------------------|--------------|
| SAVOONGA                                       | 0234018         | NOME CENSUS AREA     | NaF          | ADJ    |                        | 530           |                                 | 1.2          |
| TOTAL POPULATION SERVED BY SOURCE WATER SYSTEM |                 |                      |              |        |                        | 530           |                                 |              |
| SAXMAN   | 0212012         | KETCHIKAN GATEWAY    | NaF          | ADJ    |                        | 460           |                                 | 1.2          |
| TOTAL POPULATION SERVED BY SOURCE WATER SYSTEM |                 |                      |              |        |                        | 460           |                                 |              |
| SCAMMON BAY                                    | 0227018         | WADE HAMPTON CENSUS  | NaF          | ADJ    |                        | 251           |                                 | 1.2          |
| TOTAL POPULATION SERVED BY SOURCE WATER SYSTEM |                 |                      |              |        |                        | 251           |                                 |              |
| SELAWIK  | 0234037         | KOBUK CENSUS AREA    |              | ADJ    |                        | 650           |                                 | 1.2          |
| TOTAL POPULATION SERVED BY SOURCE WATER SYSTEM |                 |                      |              |        |                        | 650           |                                 |              |
| SELDOVIA                                       | 0224070         | KENAI PENINSULA      |              | ADJ    |                        | 473           |                                 | 1.2          |
| TOTAL POPULATION SERVED BY SOURCE WATER SYSTEM |                 |                      |              |        |                        | 473           |                                 |              |
| SHAGELLIK                                      | 0228004         | YUKON-KOYUKUK CENSUS | NaF          | ADJ    |                        | 136           |                                 | 1.2          |
| TOTAL POPULATION SERVED BY SOURCE WATER SYSTEM |                 |                      |              |        |                        | 136           |                                 |              |
| SHAKTOOLIK                                     | 0234044         | NOME CENSUS AREA     | NaF          | ADJ    |                        | 177           |                                 | 1.2          |
| TOTAL POPULATION SERVED BY SOURCE WATER SYSTEM |                 |                      |              |        |                        | 177           |                                 |              |
| SHELDONS POINT                                 | 0227020         | WADE HAMPTON CENSUS  | NaF          | ADJ    |                        | 107           |                                 | 1.2          |
| TOTAL POPULATION SERVED BY SOURCE WATER SYSTEM |                 |                      |              |        |                        | 107           |                                 |              |
| SHISMAREF                                      | 0234048         | NOME CENSUS AREA     | NaF          | ADJ    |                        | 432           |                                 | 1.2          |
| TOTAL POPULATION SERVED BY SOURCE WATER SYSTEM |                 |                      |              |        |                        | 432           |                                 |              |
| SHISMAREF SCHOOL                               | 0234029         | NOME CENSUS AREA     | NaF          | ADJ    |                        | 135           |                                 | 5.0          |
| TOTAL POPULATION SERVED BY SOURCE WATER SYSTEM |                 |                      |              |        |                        | 135           |                                 |              |
| SHUNGNAK                                       | 0234036         | KOBUK CENSUS AREA    |              | ADJ    |                        | 201           |                                 | 1.2          |
| TOTAL POPULATION SERVED BY SOURCE WATER SYSTEM |                 |                      |              |        |                        | 201           |                                 |              |
| SITKA  | 0213007         | SITKA BOROUGH        | NaF          | ADJ    |                        | 9000          |                                 | 1.2          |
| TOTAL POPULATION SERVED BY SOURCE WATER SYSTEM |                 |                      |              |        |                        | 9000          |                                 |              |

POPULATION SERVED FLUORIDATED DRINKING WATER BY SOURCE SYSTEM,  
 CONSECUTIVE SYSTEM, AND COUNTY WITHIN STATE (AS OF 12/31/85)

**ALASKA**

| WATER SYSTEM and<br>CONSECUTIVE SYSTEMS SERVED           | EPA<br>ID<br>NO | COUNTY               | CHEM<br>USED | STATUS | FLUOR<br>START<br>DATE | POP<br>SERVED | NATURAL SYSTEMS<br>NAT<br>LEVEL | OPT<br>LEVEL |
|--|-----------------|----------------------|--------------|--------|------------------------|---------------|---------------------------------|--------------|
| SMITH'S GREEN ACRES MHP                                  | 0237082         |                      |              | ADJ    |                        | 40            |                                 | 1.2          |
| TOTAL POPULATION SERVED BY SOURCE WATER SYSTEM - - - - - |                 |                      |              |        |                        | 40            |                                 |              |
| SOUTH NAKNEK   | 0226033         | BRISTOL BAY          | NaF          | ADJ    |                        | 147           |                                 | 1.2          |
| TOTAL POPULATION SERVED BY SOURCE WATER SYSTEM - - - - - |                 |                      |              |        |                        | 147           |                                 |              |
| STAN ORCUTT APTS   | 0237034         | SOUTHEAST FAIRBANKS  |              | ADJ    |                        | 60            |                                 | 1.2          |
| TOTAL POPULATION SERVED BY SOURCE WATER SYSTEM - - - - - |                 |                      |              |        |                        | 60            |                                 |              |
| STEBBINS   | 0234049         | NOME CENSUS AREA     | NaF          | ADJ    |                        | 440           |                                 | 1.2          |
| TOTAL POPULATION SERVED BY SOURCE WATER SYSTEM - - - - - |                 |                      |              |        |                        | 440           |                                 |              |
| STEBBINS SCHOOL  | 0234035         | NOME CENSUS AREA     |              | ADJ    |                        | 129           |                                 | 5.0          |
| TOTAL POPULATION SERVED BY SOURCE WATER SYSTEM - - - - - |                 |                      |              |        |                        | 129           |                                 |              |
| STEVENS VILLAGE  | 0236044         | YUKON-KOYUKUK CENSUS | NaF          | ADJ    |                        | 70            |                                 | 1.2          |
| TOTAL POPULATION SERVED BY SOURCE WATER SYSTEM - - - - - |                 |                      |              |        |                        | 70            |                                 |              |
| TAKOTNA  | 0228016         | YUKON-KOYUKUK CENSUS | NaF          | ADJ    |                        | 48            |                                 | 1.2          |
| TOTAL POPULATION SERVED BY SOURCE WATER SYSTEM - - - - - |                 |                      |              |        |                        | 48            |                                 |              |
| TANACROSS  | 0238053         | FAIRBANKS NORTH STAR | NaF          | ADJ    |                        | 90            |                                 | 1.2          |
| TOTAL POPULATION SERVED BY SOURCE WATER SYSTEM - - - - - |                 |                      |              |        |                        | 90            |                                 |              |
| TANANA (VSW)   | 0236010         | YUKON-KOYUKUK CENSUS | NaF          | ADJ    |                        | 400           |                                 | 1.2          |
| TOTAL POPULATION SERVED BY SOURCE WATER SYSTEM - - - - - |                 |                      |              |        |                        | 400           |                                 |              |
| TATITILEK  | 0229113         | VALDEZ-CORDOVA       | NaF          | ADJ    |                        | 68            |                                 | 1.2          |
| TOTAL POPULATION SERVED BY SOURCE WATER SYSTEM - - - - - |                 |                      |              |        |                        | 68            |                                 |              |
| TELLER   | 0234024         | NOME CENSUS AREA     | NaF          | ADJ    |                        | 62            |                                 | 1.2          |
| TOTAL POPULATION SERVED BY SOURCE WATER SYSTEM - - - - - |                 |                      |              |        |                        | 62            |                                 |              |
| TETLIN   | 0238063         | SOUTHEAST FAIRBANKS  | NaF          | ADJ    |                        | 85            |                                 | 1.2          |
| TOTAL POPULATION SERVED BY SOURCE WATER SYSTEM - - - - - |                 |                      |              |        |                        | 85            |                                 |              |

POPULATION SERVED FLUORIDATED DRINKING WATER BY SOURCE SYSTEM,  
CONSECUTIVE SYSTEM, AND COUNTY WITHIN STATE (AS OF 12/31/85)

# ALASKA

| WATER SYSTEM and<br>CONSECUTIVE SYSTEMS SERVED | EPA<br>ID<br>NO | COUNTY               | CHEM<br>USED | STATUS | FLUOR<br>START<br>DATE | POP<br>SERVED | NATURAL SYSTEMS<br>NAT<br>LEVEL | OPT<br>LEVEL |
|--|-----------------|----------------------|--------------|--------|------------------------|---------------|---------------------------------|--------------|
| THE VILLAGE M.H.P.                             | 0231080         |                      |              | ADJ    |                        | 345           |                                 | 1.2          |
| TOTAL POPULATION SERVED BY SOURCE WATER SYSTEM |                 |                      |              |        |                        | 345           |                                 |              |
| TOGLAK   | 0226032         | BRISTOL BAY          | NaF          | ADJ    |                        | 545           |                                 | 1.2          |
| TOTAL POPULATION SERVED BY SOURCE WATER SYSTEM |                 |                      |              |        |                        | 545           |                                 |              |
| TOKSOOK BAY                                    | 0227021         | BETHEL CENSUS AREA   | NaF          | ADJ    |                        | 357           |                                 | 1.2          |
| TOTAL POPULATION SERVED BY SOURCE WATER SYSTEM |                 |                      |              |        |                        | 357           |                                 |              |
| TOWN & COUNTRY TRLR CT                         | 0231089         |                      |              | ADJ    |                        | 200           |                                 | 1.2          |
| TOTAL POPULATION SERVED BY SOURCE WATER SYSTEM |                 |                      |              |        |                        | 200           |                                 |              |
| TULUKSAK                                       | 0227022         | BETHEL CENSUS AREA   | NaF          | ADJ    |                        | 243           |                                 | 1.2          |
| TOTAL POPULATION SERVED BY SOURCE WATER SYSTEM |                 |                      |              |        |                        | 243           |                                 |              |
| TUNTUTULIAK                                    | 0227121         | BETHEL CENSUS AREA   | NaF          | ADJ    |                        | 233           |                                 | 1.2          |
| TOTAL POPULATION SERVED BY SOURCE WATER SYSTEM |                 |                      |              |        |                        | 233           |                                 |              |
| TUNUNAK  | 0227023         | BETHEL CENSUS AREA   | NaF          | ADJ    |                        | 302           |                                 | 1.2          |
| TOTAL POPULATION SERVED BY SOURCE WATER SYSTEM |                 |                      |              |        |                        | 302           |                                 |              |
| TWIN HILLS                                     | 0226003         | DILLINGHAM CENSUS    | NaF          | ADJ    |                        | 70            |                                 | 1.2          |
| TOTAL POPULATION SERVED BY SOURCE WATER SYSTEM |                 |                      |              |        |                        | 70            |                                 |              |
| TYONEK   | 0224047         | KENAI PENINSULA      | NaF          | ADJ    |                        | 239           |                                 | 1.2          |
| TOTAL POPULATION SERVED BY SOURCE WATER SYSTEM |                 |                      |              |        |                        | 239           |                                 |              |
| U.S. AIR FORCE-GALENA                          | 0236015         | YUKON-KOYUKUK CENSUS |              | ADJ    |                        | 310           |                                 | 1.2          |
| TOTAL POPULATION SERVED BY SOURCE WATER SYSTEM |                 |                      |              |        |                        | 310           |                                 |              |
| U.S. CUSTOMS BORDER STATION                    | 0238046         | YUKON-KOYUKUK CENSUS |              | ADJ    |                        | 28            |                                 | 1.2          |
| TOTAL POPULATION SERVED BY SOURCE WATER SYSTEM |                 |                      |              |        |                        | 28            |                                 |              |
| UNALAKLEET                                     | 0234038         | NOME CENSUS AREA     | NaF          | ADJ    |                        | 750           |                                 | 1.2          |
| TOTAL POPULATION SERVED BY SOURCE WATER SYSTEM |                 |                      |              |        |                        | 750           |                                 |              |

POPULATION SERVED FLUORIDATED DRINKING WATER BY SOURCE SYSTEM,  
 CONSECUTIVE SYSTEM, AND COUNTY WITHIN STATE (AS OF 12/31/85)

**ALASKA**

| WATER SYSTEM and<br>CONSECUTIVE SYSTEMS SERVED           | EPA<br>ID<br>NO | COUNTY               | CHEM<br>USED | STATUS | FLUOR<br>START<br>DATE | POP<br>SERVED | NATURAL SYSTEMS<br>NAT OPT<br>LEVEL LEVEL |
|--|-----------------|----------------------|--------------|--------|------------------------|---------------|---|
| UNALASKA SCHOOL  |                 | ALEUTIAN ISLANDS     | NaF          | ADJ    |                        | 25            | 5.0                                       |
| TOTAL POPULATION SERVED BY SOURCE WATER SYSTEM - - - - - |                 |                      |              |        |                        | 25            |   |
| UNIVERSITY OF ALASKA                                     | 0231068         | FAIRBANKS            |              | ADJ    |                        | 2000          | 1.2                                       |
| TOTAL POPULATION SERVED BY SOURCE WATER SYSTEM - - - - - |                 |                      |              |        |                        | 2000          |   |
| USCG KODIAK SUPPORT CTR                                  | 0225012         |                      |              | ADJ    |                        | 3500          | 1.2                                       |
| TOTAL POPULATION SERVED BY SOURCE WATER SYSTEM - - - - - |                 |                      |              |        |                        | 3500          |   |
| USCG PORT CLARENCE LORAN                                 | 0234008         | NOME CENSUS AREA     |              | ADJ    |                        | 28            | 1.2                                       |
| TOTAL POPULATION SERVED BY SOURCE WATER SYSTEM - - - - - |                 |                      |              |        |                        | 28            |   |
| VALLEY WATER CO  | 0231092         | FAIRBANKS NORTH STAR |              | ADJ    |                        | 612           | 1.2                                       |
| TOTAL POPULATION SERVED BY SOURCE WATER SYSTEM - - - - - |                 |                      |              |        |                        | 612           |   |
| VENETIE  | 0230024         | YUKON-KOYUKUK        | NaF          | ADJ    |                        | 160           | 1.2                                       |
| TOTAL POPULATION SERVED BY SOURCE WATER SYSTEM - - - - - |                 |                      |              |        |                        | 160           |   |
| WALES  | 0234019         | NOME CENSUS AREA     | NaF          | ADJ    |                        | 134           | 1.2                                       |
| TOTAL POPULATION SERVED BY SOURCE WATER SYSTEM - - - - - |                 |                      |              |        |                        | 134           |   |
| WILDWOOD M.H.P.  | 0231085         | FAIRBANKS NORTH STAR |              | ADJ    |                        | 219           | 1.2                                       |
| TOTAL POPULATION SERVED BY SOURCE WATER SYSTEM - - - - - |                 |                      |              |        |                        | 219           |   |
| YAKUTAT  | 0213017         | SKAGWAY-YAKUTAT-ANGO | NaF          | ADJ    |                        | 700           | 1.2                                       |
| TOTAL POPULATION SERVED BY SOURCE WATER SYSTEM - - - - - |                 |                      |              |        |                        | 700           |   |

POPULATION SERVED FLUORIDATED DRINKING WATER BY SOURCE SYSTEM,  
CONSECUTIVE SYSTEM, AND COUNTY WITHIN STATE (AS OF 12/31/85)

**ARIZONA**

| WATER SYSTEM and<br>CONSECUTIVE SYSTEMS SERVED           | EPA<br>ID<br>NO | COUNTY   | CHEM<br>USED | STATUS | FLUOR<br>START<br>DATE | POP<br>SERVED | NATURAL SYSTEMS<br>NAT. OPT<br>LEVEL LEVEL |
|--|-----------------|----------|--------------|--------|------------------------|---------------|--|
| AJO IMPROV CO  | 0410001         | PIMA     |              | NATL   |                        | 3000          | 2.0  |
| TOTAL POPULATION SERVED BY SOURCE WATER SYSTEM - - - - - |                 |          |              |        |                        | 3000          |  |
| AJO IMPROV CO-PD PLANT                                   | 0410221         | PIMA     |              | NATL   |                        | 500           | 2.0  |
| TOTAL POPULATION SERVED BY SOURCE WATER SYSTEM - - - - - |                 |          |              |        |                        | 500           |  |
| AJO-AZ WTR CO  | 0410003         | PIMA     |              | NATL   |                        | 2400          | 2.0  |
| TOTAL POPULATION SERVED BY SOURCE WATER SYSTEM - - - - - |                 |          |              |        |                        | 2400          |  |
| APACHE JUNCTION  | 0411004         | PINAL    |              | NATL   |                        | 12000         | 0.7  |
| TOTAL POPULATION SERVED BY SOURCE WATER SYSTEM - - - - - |                 |          |              |        |                        | 12000         |  |
| AQUILA   | 0407003         | MARICOPA |              | NATL   |                        | 600           | 1.5  |
| TOTAL POPULATION SERVED BY SOURCE WATER SYSTEM - - - - - |                 |          |              |        |                        | 600           |  |
| ARIZONA CITY   | 0411008         | PINAL    |              | NATL   |                        | 1200          | 1.0  |
| TOTAL POPULATION SERVED BY SOURCE WATER SYSTEM - - - - - |                 |          |              |        |                        | 1200          |  |
| AVONDALE   | 0407088         | MARICOPA |              | NATL   |                        | 10000         | 1.4  |
| TOTAL POPULATION SERVED BY SOURCE WATER SYSTEM - - - - - |                 |          |              |        |                        | 10000         |  |
| AZ WATER CO-WHITE TANK                                   | 0407128         | MARICOPA |              | NATL   |                        | 1400          | 1.5  |
| TOTAL POPULATION SERVED BY SOURCE WATER SYSTEM - - - - - |                 |          |              |        |                        | 1400          |  |
| BAGDAD   | 0413011         | YAVAPAI  |              | NATL   |                        | 1600          | 2.2  |
| TOTAL POPULATION SERVED BY SOURCE WATER SYSTEM - - - - - |                 |          |              |        |                        | 1600          |  |
| BARROWS RENTAL PARK                                      | 0402327         | COCHISE  |              | NATL   |                        | 100           | 2.8  |
| TOTAL POPULATION SERVED BY SOURCE WATER SYSTEM - - - - - |                 |          |              |        |                        | 100           |  |
| BENSON   | 0402005         | COCHISE  |              | NATL   |                        | 4500          | 1.2  |
| TOTAL POPULATION SERVED BY SOURCE WATER SYSTEM - - - - - |                 |          |              |        |                        | 4500          |  |
| BISBEE   | 0402001         | COCHISE  | Acid         | ADJ    | /73                    | 12000         | 0.7  |
| TOTAL POPULATION SERVED BY SOURCE WATER SYSTEM - - - - - |                 |          |              |        |                        | 12000         |  |

POPULATION SERVED FLUORIDATED DRINKING WATER BY SOURCE SYSTEM,  
CONSECUTIVE SYSTEM, AND COUNTY WITHIN STATE (AS OF 12/31/85)

# ARIZONA

| WATER SYSTEM and<br>CONSECUTIVE SYSTEMS SERVED           | EPA<br>ID<br>NO | COUNTY   | CHEM<br>USED | STATUS | FLUOR<br>START<br>DATE | POP<br>SERVED | NATURAL SYSTEMS<br>NAT<br>LEVEL | OPT<br>LEVEL |
|--|-----------------|----------|--------------|--------|------------------------|---------------|---------------------------------|--------------|
| BLUE GAP-TACHEE  | 0400363         | NAVAJO   |              |        |                        | 560           | 0.7                             |              |
| TOTAL POPULATION SERVED BY SOURCE WATER SYSTEM - - - - - |                 |          |              |        |                        | 560           |                                 |              |
| BOUSE  | 0415038         | LA PAZ   |              |        |                        | 250           | 3.0                             |              |
| TOTAL POPULATION SERVED BY SOURCE WATER SYSTEM - - - - - |                 |          |              |        |                        | 250           |                                 |              |
| BUCKEYE  | 0407089         | MARICOPA |              |        |                        | 3800          | 1.4                             |              |
| TOTAL POPULATION SERVED BY SOURCE WATER SYSTEM - - - - - |                 |          |              |        |                        | 3800          |                                 |              |
| CAMERON COMMUNITY  | 0403010         | COCONINO |              |        |                        | 540           | 0.9                             |              |
| TOTAL POPULATION SERVED BY SOURCE WATER SYSTEM - - - - - |                 |          |              |        |                        | 540           |                                 |              |
| CANYON DAY   | 0400080         | GILA     | NaF          | ADJ    | 04/85                  | 1050          |                                 | 1.0          |
| TOTAL POPULATION SERVED BY SOURCE WATER SYSTEM - - - - - |                 |          |              |        |                        | 1050          |                                 |              |
| CAREFREE   | 0407015         | MARICOPA |              |        |                        | 2200          | 1.0                             |              |
| TOTAL POPULATION SERVED BY SOURCE WATER SYSTEM - - - - - |                 |          |              |        |                        | 2200          |                                 |              |
| CARRIZO  | 0400244         | GILA     | NaF          | ADJ    | 04/85                  | 220           |                                 | 1.0          |
| TOTAL POPULATION SERVED BY SOURCE WATER SYSTEM - - - - - |                 |          |              |        |                        | 220           |                                 |              |
| CASA GRANDE  | 0411009         | PINAL    |              |        |                        | 16500         | 1.1                             |              |
| TOTAL POPULATION SERVED BY SOURCE WATER SYSTEM - - - - - |                 |          |              |        |                        | 16500         |                                 |              |
| CAVE CREEK   | 0407016         | MARICOPA |              |        |                        | 1200          | 1.0                             |              |
| TOTAL POPULATION SERVED BY SOURCE WATER SYSTEM - - - - - |                 |          |              |        |                        | 1200          |                                 |              |
| CEDAR CREEK  | 0400081         | GILA     | NaF          | ADJ    | 04/85                  | 200           |                                 | 1.0          |
| TOTAL POPULATION SERVED BY SOURCE WATER SYSTEM - - - - - |                 |          |              |        |                        | 200           |                                 |              |
| CHAPARRAL WC-FOUNTAIN HILLS                              | 0407017         | MARICOPA |              |        |                        | 3500          | 1.2                             |              |
| TOTAL POPULATION SERVED BY SOURCE WATER SYSTEM - - - - - |                 |          |              |        |                        | 3500          |                                 |              |
| CHILCHINBETO COMMUNITY                                   | 0400290         |          | NaF          | ADJ    |                        | 530           |                                 | 1.0          |
| TOTAL POPULATION SERVED BY SOURCE WATER SYSTEM - - - - - |                 |          |              |        |                        | 530           |                                 |              |



POPULATION SERVED FLUORIDATED DRINKING WATER BY SOURCE SYSTEM,  
CONSECUTIVE SYSTEM, AND COUNTY WITHIN STATE (AS OF 12/31/85)

**ARIZONA**

| WATER SYSTEM and<br>CONSECUTIVE SYSTEMS SERVED | EPA<br>ID<br>NO | COUNTY     | CHEM<br>USED | STATUS | FLUOR<br>START<br>DATE | POP<br>SERVED | NATURAL SYSTEMS<br>NAT<br>LEVEL | OPT<br>LEVEL |
|--|-----------------|------------|--------------|--------|------------------------|---------------|---------------------------------|--------------|
| CHINLE COMMUNITY                               | 0400174         |            | NaF          | ADJ    |                        | 1890          |                                 | 1.0          |
| TOTAL POPULATION SERVED BY SOURCE WATER SYSTEM |                 |            |              |        |                        | 1890          |                                 |              |
| CHLORIDE                                       | 0408005         | MOHAVE     |              | NATL   |                        | 250           | 0.7                             |              |
| TOTAL POPULATION SERVED BY SOURCE WATER SYSTEM |                 |            |              |        |                        | 250           |                                 |              |
| CIBICUE  | 0400243         | NAVAJO     | NaF          | ADJ    | 04/85                  | 25            |                                 | 1.0          |
| TOTAL POPULATION SERVED BY SOURCE WATER SYSTEM |                 |            |              |        |                        | 25            |                                 |              |
| CITIZENS UTIL CO-TUBAL SYS                     | 0412001         | SANTA CRUZ |              | NATL   |                        | 620           | 1.2                             |              |
| TOTAL POPULATION SERVED BY SOURCE WATER SYSTEM |                 |            |              |        |                        | 620           |                                 |              |
| COLORADO RIVER INDIAN TRIBES                   | 0400051         | LA PAZ     | NaF          | ADJ    | 06/84                  | 3000          |                                 | 0.9          |
| TOTAL POPULATION SERVED BY SOURCE WATER SYSTEM |                 |            |              |        |                        | 3000          |                                 |              |
| CONCHO WIR CO                                  | 0401011         | APACHE     |              | NATL   |                        | 168           | 0.9                             |              |
| TOTAL POPULATION SERVED BY SOURCE WATER SYSTEM |                 |            |              |        |                        | 168           |                                 |              |
| CONSOL WIR CO-CITY CIRCLE                      | 0407112         | MARICOPA   |              | NATL   |                        | 252           | 0.9                             |              |
| TOTAL POPULATION SERVED BY SOURCE WATER SYSTEM |                 |            |              |        |                        | 252           |                                 |              |
| COOLIDGE                                       | 0411014         | PINAL      |              | NATL   |                        | 6967          | 1.2                             |              |
| TOTAL POPULATION SERVED BY SOURCE WATER SYSTEM |                 |            |              |        |                        | 6967          |                                 |              |
| CORNFIELDS COMMUNITY                           | 0400255         |            | NaF          | ADJ    |                        | 180           |                                 | 1.0          |
| TOTAL POPULATION SERVED BY SOURCE WATER SYSTEM |                 |            |              |        |                        | 180           |                                 |              |
| CORNFIELDS EL PASO                             | 0400325         | APACHE     |              | NATL   |                        | 220           | 0.7                             |              |
| TOTAL POPULATION SERVED BY SOURCE WATER SYSTEM |                 |            |              |        |                        | 220           |                                 |              |
| COTTONWOOD COMMUNITY                           | 0403021         |            | NaF          | ADJ    |                        | 190           |                                 | 1.0          |
| TOTAL POPULATION SERVED BY SOURCE WATER SYSTEM |                 |            |              |        |                        | 190           |                                 |              |
| DATELAND                                       | 0414003         | YUMA       |              | NATL   |                        | 60            | 7.4                             |              |
| TOTAL POPULATION SERVED BY SOURCE WATER SYSTEM |                 |            |              |        |                        | 60            |                                 |              |

POPULATION SERVED FLUORIDATED DRINKING WATER BY SOURCE SYSTEM,  
CONSECUTIVE SYSTEM, AND COUNTY WITHIN STATE (AS OF 12/31/85)

# ARIZONA

| WATER SYSTEM and<br>CONSECUTIVE SYSTEMS SERVED | EPA<br>ID<br>NO | COUNTY   | CHEM<br>USED | STATUS | FLUOR<br>START<br>DATE | POP<br>SERVED | NATURAL SYSTEMS<br>NAT<br>LEVEL | OPT<br>LEVEL |
|--|-----------------|----------|--------------|--------|------------------------|---------------|---------------------------------|--------------|
| DENNEHOTSO COMMUNITY                           | 0400296         |          | NaF          | ADJ    |                        | 540           |                                 | 1.0          |
| TOTAL POPULATION SERVED BY SOURCE WATER SYSTEM |                 |          |              |        |                        | 540           |                                 |              |
| DILCON   | 0400342         | NAVAJO   | NaF          | ADJ    |                        | 435           |                                 | 1.0          |
| TOTAL POPULATION SERVED BY SOURCE WATER SYSTEM |                 |          |              |        |                        | 435           |                                 |              |
| DOUGLAS  | 0402014         | COCHISE  |              | NATL   |                        | 17300         | 0.9                             |              |
| TOTAL POPULATION SERVED BY SOURCE WATER SYSTEM |                 |          |              |        |                        | 17300         |                                 |              |
| DRACON   | 0402015         | COCHISE  |              | NATL   |                        | 152           | 1.1                             |              |
| TOTAL POPULATION SERVED BY SOURCE WATER SYSTEM |                 |          |              |        |                        | 152           |                                 |              |
| DUNCAN   | 0406001         | GREENLEE |              | NATL   |                        | 2534          | 1.6                             |              |
| TOTAL POPULATION SERVED BY SOURCE WATER SYSTEM |                 |          |              |        |                        | 2534          |                                 |              |
| E COCOPAH                                      | 0400073         | YUMA     | NaF          | ADJ    | 04/85                  | 500           |                                 | 0.8          |
| TOTAL POPULATION SERVED BY SOURCE WATER SYSTEM |                 |          |              |        |                        | 500           |                                 |              |
| EAGAR  | 0401004         | APACHE   |              | NATL   |                        | 4400          | 2.2                             |              |
| TOTAL POPULATION SERVED BY SOURCE WATER SYSTEM |                 |          |              |        |                        | 4400          |                                 |              |
| EAST FORK                                      | 0400246         | NAVAJO   | NaF          | ADJ    | 04/85                  | 25            |                                 | 1.0          |
| TOTAL POPULATION SERVED BY SOURCE WATER SYSTEM |                 |          |              |        |                        | 25            |                                 |              |
| ELOY   | 0411030         | PINAL    |              | NATL   |                        | 7000          | 0.8                             |              |
| TOTAL POPULATION SERVED BY SOURCE WATER SYSTEM |                 |          |              |        |                        | 7000          |                                 |              |
| FLORENCE                                       | 0411017         | PINAL    |              | NATL   |                        | 6500          | 1.0                             |              |
| TOTAL POPULATION SERVED BY SOURCE WATER SYSTEM |                 |          |              |        |                        | 6500          |                                 |              |
| FOREST LAKE COMMUNITY                          | 0400182         | NAVAJO   |              | NATL   |                        | 225           | 1.4                             |              |
| TOTAL POPULATION SERVED BY SOURCE WATER SYSTEM |                 |          |              |        |                        | 225           |                                 |              |
| FORT THOMAS                                    | 0405001         | GRAHAM   |              | NATL   |                        | 708           | 0.8                             |              |
| TOTAL POPULATION SERVED BY SOURCE WATER SYSTEM |                 |          |              |        |                        | 708           |                                 |              |

POPULATION SERVED FLUORIDATED DRINKING WATER BY SOURCE SYSTEM,  
CONSECUTIVE SYSTEM, AND COUNTY WITHIN STATE (AS OF 12/31/85)

**ARIZONA**

| WATER SYSTEM and<br>CONSECUTIVE SYSTEMS SERVED           | EPA<br>ID<br>NO | COUNTY   | CHEM<br>USED | STATUS | FLUOR<br>START<br>DATE | POP<br>SERVED | NATURAL SYSTEMS<br>NAT OPT<br>LEVEL LEVEL |
|--|-----------------|----------|--------------|--------|------------------------|---------------|---|
| FT APACHE JUNCTION                                       | 0400245         | NAVAJO   | NaF          | ADJ    | 04/85                  | 25            | 1.0                                       |
| TOTAL POPULATION SERVED BY SOURCE WATER SYSTEM - - - - - |                 |          |              |        |                        | 25            |   |
| FT DEFLANCE-WINDOW ROCK                                  | 0403000         |          | NaF          | ADJ    |                        | 10650         | 1.0                                       |
| TOTAL POPULATION SERVED BY SOURCE WATER SYSTEM - - - - - |                 |          |              |        |                        | 10650         |   |
| FT HUACHUCA  | 0402078         | COCHISE  |              | NATL   |                        | 9000          | 0.8                                       |
| TOTAL POPULATION SERVED BY SOURCE WATER SYSTEM - - - - - |                 |          |              |        |                        | 9000          |   |
| FT MCDOWELL  | 0400088         | MARICOPA |              | NATL   |                        | 275           | 0.7                                       |
| TOTAL POPULATION SERVED BY SOURCE WATER SYSTEM - - - - - |                 |          |              |        |                        | 275           |   |
| FT MOJAVE  | 0400300         | MOHAVE   | NaF          | ADJ    | 10/80                  | 500           | 0.8                                       |
| TOTAL POPULATION SERVED BY SOURCE WATER SYSTEM - - - - - |                 |          |              |        |                        | 500           |   |
| GANADO COMMUNITY   | 0403001         |          | NaF          | ADJ    |                        | 1320          | 1.0                                       |
| TOTAL POPULATION SERVED BY SOURCE WATER SYSTEM - - - - - |                 |          |              |        |                        | 1320          |   |
| GAP-CEDAR RIDGE-BITTER SPRINGS                           | 0403009         |          | NaF          | ADJ    |                        | 600           | 1.0                                       |
| TOTAL POPULATION SERVED BY SOURCE WATER SYSTEM - - - - - |                 |          |              |        |                        | 600           |   |
| GARCIA WC-SWEETWATER # 1                                 | 0407036         | MARICOPA |              | NATL   |                        | 80            | 0.9                                       |
| TOTAL POPULATION SERVED BY SOURCE WATER SYSTEM - - - - - |                 |          |              |        |                        | 80            |   |
| GARDEN CITY  | 0407037         | MARICOPA |              | NATL   |                        | 200           | 3.6                                       |
| TOTAL POPULATION SERVED BY SOURCE WATER SYSTEM - - - - - |                 |          |              |        |                        | 200           |   |
| GILA BEND  | 0407069         | MARICOPA |              | NATL   |                        | 4600          | 0.8                                       |
| TOTAL POPULATION SERVED BY SOURCE WATER SYSTEM - - - - - |                 |          |              |        |                        | 4600          |   |
| GILA BEND AFB  | 0407055         | MARICOPA |              | NATL   |                        | 700           | 0.7                                       |
| TOTAL POPULATION SERVED BY SOURCE WATER SYSTEM - - - - - |                 |          |              |        |                        | 700           |   |
| GILBERT  | 0407092         | MARICOPA |              | NATL   |                        | 18000         | 0.7                                       |
| TOTAL POPULATION SERVED BY SOURCE WATER SYSTEM - - - - - |                 |          |              |        |                        | 18000         |   |

POPULATION SERVED FLUORIDATED DRINKING WATER BY SOURCE SYSTEM,  
CONSECUTIVE SYSTEM, AND COUNTY WITHIN STATE (AS OF 12/31/85)

ARIZONA

| WATER SYSTEM and<br>CONSECUTIVE SYSTEMS SERVED | EPA<br>ID<br>NO | COUNTY   | CHEM<br>USED | STATUS | FLUOR<br>START<br>DATE | POP<br>SERVED | NATURAL SYSTEMS<br>NAT OPT<br>LEVEL LEVEL |
|--|-----------------|----------|--------------|--------|------------------------|---------------|---|
| GOODYEAR FARMS                                 | 0407628         | MARICOPA |              |        | NATL                   | 120           | 1.4                                       |
| TOTAL POPULATION SERVED BY SOURCE WATER SYSTEM |                 |          |              |        |                        | 120           |   |
| GREASEWOOD                                     | 0436008         | NAVAJO   |              |        | NATL                   | 1500          | 0.8                                       |
| TOTAL POPULATION SERVED BY SOURCE WATER SYSTEM |                 |          |              |        |                        | 1500          |   |
| HARD ROCK WELL #4-525                          | 0400811         | NAVAJO   |              |        | NATL                   | 50            | 2.6                                       |
| TOTAL POPULATION SERVED BY SOURCE WATER SYSTEM |                 |          |              |        |                        | 50            |   |
| HAVASU WATER CO                                | 0408015         | MOHAVE   |              |        | NATL                   | 1500          | 1.6                                       |
| TOTAL POPULATION SERVED BY SOURCE WATER SYSTEM |                 |          |              |        |                        | 1500          |   |
| HAYDEN   | 0404054         | GILA     |              |        | NATL                   | 1205          | 1.5                                       |
| TOTAL POPULATION SERVED BY SOURCE WATER SYSTEM |                 |          |              |        |                        | 1205          |   |
| HOUCK COMMUNITY                                | 0400280         |          | NaF          | ADJ    |                        | 240           | 1.0                                       |
| TOTAL POPULATION SERVED BY SOURCE WATER SYSTEM |                 |          |              |        |                        | 240           |   |
| IMPERIAL OASIS INC                             | 0414345         | YUMA     |              |        | NATL                   | 512           | 3.2                                       |
| TOTAL POPULATION SERVED BY SOURCE WATER SYSTEM |                 |          |              |        |                        | 512           |   |
| INDIAN WELLS                                   | 0400378         | NAVAJO   |              |        | NATL                   | 150           | 1.4                                       |
| TOTAL POPULATION SERVED BY SOURCE WATER SYSTEM |                 |          |              |        |                        | 150           |   |
| INSCRIPTION HOUSE                              | 0400283         |          | NaF          | ADJ    |                        | 300           | 1.0                                       |
| TOTAL POPULATION SERVED BY SOURCE WATER SYSTEM |                 |          |              |        |                        | 300           |   |
| IRON SPRINGS                                   | 0413054         | YAVAPAI  |              |        | NATL                   | 75            | 2.0                                       |
| TOTAL POPULATION SERVED BY SOURCE WATER SYSTEM |                 |          |              |        |                        | 75            |   |
| JEDDITO COMMUNITY                              | 0408100         |          | NaF          | ADJ    |                        | 600           | 1.0                                       |
| TOTAL POPULATION SERVED BY SOURCE WATER SYSTEM |                 |          |              |        |                        | 600           |   |
| K & V WTR CO                                   | 0410133         | PIMA     |              |        | NATL                   | 1000          | 2.4                                       |
| TOTAL POPULATION SERVED BY SOURCE WATER SYSTEM |                 |          |              |        |                        | 1000          |   |

POPULATION SERVED FLUORIDATED DRINKING WATER BY SOURCE SYSTEM,  
CONSECUTIVE SYSTEM, AND COUNTY WITHIN STATE (AS OF 12/31/85)

ARIZONA

| WATER SYSTEM and<br>CONSECUTIVE SYSTEMS SERVED           | EPA<br>ID<br>NO | COUNTY   | CHEM<br>USED | STATUS | FLUOR<br>START<br>DATE | POP<br>SERVED | NATURAL SYSTEMS<br>NAT<br>LEVEL | OPT<br>LEVEL |
|--|-----------------|----------|--------------|--------|------------------------|---------------|---------------------------------|--------------|
| KAIBAB   | 0400274         | COCONINO | NaF          | ADJ    | 07/84                  | 221           |                                 | 1.0          |
| TOTAL POPULATION SERVED BY SOURCE WATER SYSTEM - - - - - |                 |          |              |        |                        | 221           |                                 |              |
| KAIBETO COMMUNITY  | 0400348         |          | NaF          | ADJ    |                        | 420           |                                 | 1.0          |
| TOTAL POPULATION SERVED BY SOURCE WATER SYSTEM - - - - - |                 |          |              |        |                        | 420           |                                 |              |
| KAYENTA  | 0433008         | NAVAJO   |              | NATL   |                        | 500           | 0.7                             |              |
| TOTAL POPULATION SERVED BY SOURCE WATER SYSTEM - - - - - |                 |          |              |        |                        | 500           |                                 |              |
| KAYENTA COMMUNITY  | 0403003         |          | NaF          | ADJ    |                        | 1600          |                                 | 1.0          |
| TOTAL POPULATION SERVED BY SOURCE WATER SYSTEM - - - - - |                 |          |              |        |                        | 1600          |                                 |              |
| KEARNY   | 0411031         | PINAL    |              | NATL   |                        | 2646          | 1.4                             |              |
| TOTAL POPULATION SERVED BY SOURCE WATER SYSTEM - - - - - |                 |          |              |        |                        | 2646          |                                 |              |
| KINGMAN  | 0408020         | MOHAVE   |              | NATL   |                        | 20000         | 1.1                             |              |
| TOTAL POPULATION SERVED BY SOURCE WATER SYSTEM - - - - - |                 |          |              |        |                        | 20000         |                                 |              |
| KINLICHE COMMUNITY                                       | 0400321         |          | NaF          | ADJ    |                        | 225           |                                 | 1.0          |
| TOTAL POPULATION SERVED BY SOURCE WATER SYSTEM - - - - - |                 |          |              |        |                        | 225           |                                 |              |
| KITSILLIE COMMUNITY                                      | 0400253         |          | NaF          | ADJ    |                        | 160           |                                 | 1.0          |
| TOTAL POPULATION SERVED BY SOURCE WATER SYSTEM - - - - - |                 |          |              |        |                        | 160           |                                 |              |
| KLAGETOH COMMUNITY                                       | 0403026         |          | NaF          | ADJ    |                        | 470           |                                 | 1.0          |
| TOTAL POPULATION SERVED BY SOURCE WATER SYSTEM - - - - - |                 |          |              |        |                        | 470           |                                 |              |
| KYKOTSMOVI   | 0400105         | NAVAJO   | NaF          | ADJ    | 08/83                  | 400           |                                 | 1.0          |
| TOTAL POPULATION SERVED BY SOURCE WATER SYSTEM - - - - - |                 |          |              |        |                        | 400           |                                 |              |
| L. PERIDOT   | 0400112         | GILA     | NaF          | ADJ    | 05/85                  | 800           |                                 | 1.0          |
| TOTAL POPULATION SERVED BY SOURCE WATER SYSTEM - - - - - |                 |          |              |        |                        | 800           |                                 |              |
| LAKE HAVASU CITY   | 0408022         | MOHAVE   |              | NATL   |                        | 17500         | 1.0                             |              |
| TOTAL POPULATION SERVED BY SOURCE WATER SYSTEM - - - - - |                 |          |              |        |                        | 17500         |                                 |              |

POPULATION SERVED FLUORIDATED DRINKING WATER BY SOURCE SYSTEM,  
CONSECUTIVE SYSTEM, AND COUNTY WITHIN STATE (AS OF 12/31/85)

ARIZONA

| WATER SYSTEM and<br>CONSECUTIVE SYSTEMS SERVED | EPA<br>ID<br>NO | COUNTY   | CHEM<br>USED | STATUS | FLUOR<br>START<br>DATE | POP<br>SERVED | NATURAL SYSTEMS<br>NAT OPT<br>LEVEL LEVEL |
|--|-----------------|----------|--------------|--------|------------------------|---------------|---|
| LEMON TREE TR CT                               | 0414359         | YUMA     |              | NATL   |                        | 310           | 1.6                                       |
| TOTAL POPULATION SERVED BY SOURCE WATER SYSTEM |                 |          |              |        |                        | 310           |   |
| LEUPP-DIST 5                                   | 0403033         |          | NaF          | ADJ    |                        | 1150          | 1.0                                       |
| TOTAL POPULATION SERVED BY SOURCE WATER SYSTEM |                 |          |              |        |                        | 1150          |   |
| LITCHFIELD PARK                                | 0407046         | MARICOPA |              | NATL   |                        | 6000          | 0.7                                       |
| TOTAL POPULATION SERVED BY SOURCE WATER SYSTEM |                 |          |              |        |                        | 6000          |   |
| LITTLE TUCSON                                  | 0400040         | PIMA     | NaF          | ADJ    | 10/81                  | 250           | 1.0                                       |
| TOTAL POPULATION SERVED BY SOURCE WATER SYSTEM |                 |          |              |        |                        | 250           |   |
| LITTLEFIELD                                    | 0408025         | MOHAVE   |              | NATL   |                        | 50            | 0.0                                       |
| TOTAL POPULATION SERVED BY SOURCE WATER SYSTEM |                 |          |              |        |                        | 50            |   |
| LUKACHUKAI COMMUNITY                           | 0403047         |          | NaF          | ADJ    |                        | 860           | 1.0                                       |
| TOTAL POPULATION SERVED BY SOURCE WATER SYSTEM |                 |          |              |        |                        | 860           |   |
| LUKE AFB                                       | 0407305         | MARICOPA |              | NATL   |                        | 6000          | 1.3                                       |
| TOTAL POPULATION SERVED BY SOURCE WATER SYSTEM |                 |          |              |        |                        | 6000          |   |
| LUPTON COMMUNITY                               | 0400282         |          | NaF          | ADJ    |                        | 420           | 1.0                                       |
| TOTAL POPULATION SERVED BY SOURCE WATER SYSTEM |                 |          |              |        |                        | 420           |   |
| LUPTON SOUTH                                   | 0400485         |          | NaF          | ADJ    |                        | 75            | 1.0                                       |
| TOTAL POPULATION SERVED BY SOURCE WATER SYSTEM |                 |          |              |        |                        | 75            |   |
| LUPTON SOUTH                                   | 0400845         | APACHE   |              | NATL   |                        | 75            | 0.8                                       |
| TOTAL POPULATION SERVED BY SOURCE WATER SYSTEM |                 |          |              |        |                        | 75            |   |
| MAMMOTH  | 0411018         | PINAL    |              | NATL   |                        | 1900          | 1.5                                       |
| TOTAL POPULATION SERVED BY SOURCE WATER SYSTEM |                 |          |              |        |                        | 1900          |   |
| MANY FARMS BIA                                 | 0435008         | APACHE   |              | NATL   |                        | 2030          | 1.0                                       |
| TOTAL POPULATION SERVED BY SOURCE WATER SYSTEM |                 |          |              |        |                        | 2030          |   |

POPULATION SERVED FLUORIDATED DRINKING WATER BY SOURCE SYSTEM,  
CONSECUTIVE SYSTEM, AND COUNTY WITHIN STATE (AS OF 12/31/85)

ARIZONA

| WATER SYSTEM and<br>CONSECUTIVE SYSTEMS SERVED           | EPA<br>ID<br>NO | COUNTY     | CHEM<br>USED | STATUS | FLUOR<br>START<br>DATE | POP<br>SERVED | NATURAL SYSTEMS<br>NAT<br>LEVEL | OPT<br>LEVEL |
|--|-----------------|------------|--------------|--------|------------------------|---------------|---------------------------------|--------------|
| MANY FARMS COMMUNITY                                     | 0400252         | APACHE     |              | NATL   |                        | 1300          | 0.9                             |              |
| TOTAL POPULATION SERVED BY SOURCE WATER SYSTEM - - - - - |                 |            |              |        |                        | 1300          |                                 |              |
| MANY FARMS ELEM  | 0403019         | APACHE     |              | NATL   |                        | 460           | 0.9                             |              |
| TOTAL POPULATION SERVED BY SOURCE WATER SYSTEM - - - - - |                 |            |              |        |                        | 460           |                                 |              |
| MARICOPA MIN WIR CO NORTH                                | 0411322         | PINAL      |              | NATL   |                        | 350           | 3.8                             |              |
| TOTAL POPULATION SERVED BY SOURCE WATER SYSTEM - - - - - |                 |            |              |        |                        | 350           |                                 |              |
| MCNEAL   | 0402016         | COCHISE    |              | NATL   |                        | 112           | 1.0                             |              |
| TOTAL POPULATION SERVED BY SOURCE WATER SYSTEM - - - - - |                 |            |              |        |                        | 112           |                                 |              |
| MIDDLE VERDE   | 0400116         | YAVAPAI    | NaF          | ADJ    | 01/82                  | 115           |                                 | 1.0          |
| TOTAL POPULATION SERVED BY SOURCE WATER SYSTEM - - - - - |                 |            |              |        |                        | 115           |                                 |              |
| MOENKOPI   | 0400104         | COCONINO   | NaF          | ADJ    | 08/83                  | 444           |                                 | 1.0          |
| TOTAL POPULATION SERVED BY SOURCE WATER SYSTEM - - - - - |                 |            |              |        |                        | 444           |                                 |              |
| MOHAWK WIR CO  | 0411328         | PINAL      |              | NATL   |                        | 200           | 3.1                             |              |
| TOTAL POPULATION SERVED BY SOURCE WATER SYSTEM - - - - - |                 |            |              |        |                        | 200           |                                 |              |
| MOUNTAIN VIEW WIR CO                                     | 0401033         | APACHE     |              | NATL   |                        | 150           | 2.5                             |              |
| TOTAL POPULATION SERVED BY SOURCE WATER SYSTEM - - - - - |                 |            |              |        |                        | 150           |                                 |              |
| NAZLINI COMMUNITY  | 0400397         |            | NaF          | ADJ    |                        | 132           |                                 | 1.0          |
| TOTAL POPULATION SERVED BY SOURCE WATER SYSTEM - - - - - |                 |            |              |        |                        | 132           |                                 |              |
| NOGALES WATER DEPT                                       | 0412004         | SANTA CRUZ |              | NATL   |                        | 13500         | 2.2                             |              |
| TOTAL POPULATION SERVED BY SOURCE WATER SYSTEM - - - - - |                 |            |              |        |                        | 13500         |                                 |              |
| NORTH FORK-DIAMOND CREEK                                 | 0400087         | NAVAJO     | NaF          | ADJ    | 04/85                  | 600           |                                 | 1.0          |
| TOTAL POPULATION SERVED BY SOURCE WATER SYSTEM - - - - - |                 |            |              |        |                        | 600           |                                 |              |
| OAK SPRINGS COMMUNITY                                    | 0403015         |            | NaF          | ADJ    |                        | 180           |                                 | 1.0          |
| TOTAL POPULATION SERVED BY SOURCE WATER SYSTEM - - - - - |                 |            |              |        |                        | 180           |                                 |              |

POPULATION SERVED FLUORIDATED DRINKING WATER BY SOURCE SYSTEM,  
CONSECUTIVE SYSTEM, AND COUNTY WITHIN STATE (AS OF 12/31/85)

**ARIZONA**

| WATER SYSTEM and<br>CONSECUTIVE SYSTEMS SERVED           | EPA<br>ID<br>NO | COUNTY   | CHEM<br>USED | STATUS | FLUOR<br>START<br>DATE | POP<br>SERVED | NATURAL SYSTEMS<br>NAT<br>LEVEL | OPT<br>LEVEL |
|--|-----------------|----------|--------------|--------|------------------------|---------------|---------------------------------|--------------|
| OUT WEST MOBILE VILLAGE                                  | 0411320         | PINAL    |              | NATL   |                        | 100           | 1.7                             |              |
| TOTAL POPULATION SERVED BY SOURCE WATER SYSTEM - - - - - |                 |          |              |        |                        | 100           |                                 |              |
| PALM SPRINGS SUB   | 0411039         | PINAL    |              | NATL   |                        | 7000          | 1.4                             |              |
| TOTAL POPULATION SERVED BY SOURCE WATER SYSTEM - - - - - |                 |          |              |        |                        | 7000          |                                 |              |
| PALO VERDE   | 0407412         | MARICOPA |              | NATL   |                        | 3500          | 1.1                             |              |
| TOTAL POPULATION SERVED BY SOURCE WATER SYSTEM - - - - - |                 |          |              |        |                        | 3500          |                                 |              |
| PALO VERDE SUB   | 0407431         | MARICOPA |              | NATL   |                        | 650           | 0.8                             |              |
| TOTAL POPULATION SERVED BY SOURCE WATER SYSTEM - - - - - |                 |          |              |        |                        | 650           |                                 |              |
| PARKER   | 0415013         | LA PAZ   |              | NATL   |                        | 11467         | 1.4                             |              |
| TOTAL POPULATION SERVED BY SOURCE WATER SYSTEM - - - - - |                 |          |              |        |                        | 11467         |                                 |              |
| PAYSON   | 0404032         | GILA     |              | NATL   |                        | 7000          | 0.7                             |              |
| TOTAL POPULATION SERVED BY SOURCE WATER SYSTEM - - - - - |                 |          |              |        |                        | 7000          |                                 |              |
| PEACH SPRINGS  | 0400108         | MOHAVE   | NaF          | ADJ    | 03/81                  | 25            |                                 | 0.8          |
| TOTAL POPULATION SERVED BY SOURCE WATER SYSTEM - - - - - |                 |          |              |        |                        | 25            |                                 |              |
| PIMA   | 0405002         | GRAHAM   |              | NATL   |                        | 2783          | 1.4                             |              |
| TOTAL POPULATION SERVED BY SOURCE WATER SYSTEM - - - - - |                 |          |              |        |                        | 2783          |                                 |              |
| PINON  | 0435010         | NAVAJO   |              | NATL   |                        | 120           | 2.5                             |              |
| TOTAL POPULATION SERVED BY SOURCE WATER SYSTEM - - - - - |                 |          |              |        |                        | 120           |                                 |              |
| PINON COMMUNITY  | 0435012         |          | NaF          | ADJ    |                        | 200           |                                 | 1.0          |
| TOTAL POPULATION SERVED BY SOURCE WATER SYSTEM - - - - - |                 |          |              |        |                        | 200           |                                 |              |
| RAINBOW VALLEY   | 0407443         | MARICOPA |              | NATL   |                        | 50            | 1.3                             |              |
| TOTAL POPULATION SERVED BY SOURCE WATER SYSTEM - - - - - |                 |          |              |        |                        | 50            |                                 |              |
| RED LAKE COMMUNITY                                       | 0400379         |          | NaF          | ADJ    |                        | 560           |                                 | 1.0          |
| TOTAL POPULATION SERVED BY SOURCE WATER SYSTEM - - - - - |                 |          |              |        |                        | 560           |                                 |              |



POPULATION SERVED FLUORIDATED DRINKING WATER BY SOURCE SYSTEM,  
 CONSECUTIVE SYSTEM, AND COUNTY WITHIN STATE (AS OF 12/31/85)

**ARIZONA**

| WATER SYSTEM and<br>CONSECUTIVE SYSTEMS SERVED           | EPA<br>ID<br>NO | COUNTY   | CHEM<br>USED | STATUS | FLUOR<br>START<br>DATE | POP<br>SERVED | NATURAL SYSTEMS<br>NAT<br>LEVEL | OPT<br>LEVEL |
|--|-----------------|----------|--------------|--------|------------------------|---------------|---------------------------------|--------------|
| RED MESA COMMUNITY                                       | 0403017         |          | NaF          | ADJ    |                        | 120           |                                 | 1.0          |
| TOTAL POPULATION SERVED BY SOURCE WATER SYSTEM - - - - - |                 |          |              |        |                        | 120           |                                 |              |
| RED RIVER  | 0411356         | PINAL    |              | NATL   |                        | 150           | 2.1                             |              |
| TOTAL POPULATION SERVED BY SOURCE WATER SYSTEM - - - - - |                 |          |              |        |                        | 150           |                                 |              |
| RED VALLEY COMMUNITY                                     | 0403058         |          | NaF          | ADJ    |                        | 190           |                                 | 1.0          |
| TOTAL POPULATION SERVED BY SOURCE WATER SYSTEM - - - - - |                 |          |              |        |                        | 190           |                                 |              |
| ROCK POINT   | 0435011         | APACHE   |              | NATL   |                        | 450           | 1.1                             |              |
| TOTAL POPULATION SERVED BY SOURCE WATER SYSTEM - - - - - |                 |          |              |        |                        | 450           |                                 |              |
| ROCK POINT COMMUNITY                                     | 0403048         |          | NaF          | ADJ    |                        | 300           |                                 | 1.0          |
| TOTAL POPULATION SERVED BY SOURCE WATER SYSTEM - - - - - |                 |          |              |        |                        | 300           |                                 |              |
| ROCKY LAKE WC  | 0405004         | GRAHAM   |              | NATL   |                        | 400           | 1.5                             |              |
| TOTAL POPULATION SERVED BY SOURCE WATER SYSTEM - - - - - |                 |          |              |        |                        | 400           |                                 |              |
| ROUGH ROCK COMMUNITY                                     | 0400396         | APACHE   |              | NATL   |                        | 150           | 1.5                             |              |
| TOTAL POPULATION SERVED BY SOURCE WATER SYSTEM - - - - - |                 |          |              |        |                        | 150           |                                 |              |
| ROUGH ROCK DEMO SCHOOL                                   | 0435112         | APACHE   |              | NATL   |                        | 150           | 1.2                             |              |
| TOTAL POPULATION SERVED BY SOURCE WATER SYSTEM - - - - - |                 |          |              |        |                        | 150           |                                 |              |
| ROUGH ROCK HIGH SCHOOL                                   | 0435212         | APACHE   |              | NATL   |                        | 50            | 1.2                             |              |
| TOTAL POPULATION SERVED BY SOURCE WATER SYSTEM - - - - - |                 |          |              |        |                        | 50            |                                 |              |
| ROUND ROCK COMMUNITY                                     | 0403023         |          | NaF          | ADJ    |                        | 175           |                                 | 1.0          |
| TOTAL POPULATION SERVED BY SOURCE WATER SYSTEM - - - - - |                 |          |              |        |                        | 175           |                                 |              |
| SAFFORD  | 0405005         | GRAHAM   |              | NATL   |                        | 14000         | 0.8                             |              |
| TOTAL POPULATION SERVED BY SOURCE WATER SYSTEM - - - - - |                 |          |              |        |                        | 14000         |                                 |              |
| SALT RIVER   | 0400109         | MARICOPA | NaF          | ADJ    | 06/82                  | 4000          |                                 | 1.0          |
| TOTAL POPULATION SERVED BY SOURCE WATER SYSTEM - - - - - |                 |          |              |        |                        | 4000          |                                 |              |

POPULATION SERVED FLUORIDATED DRINKING WATER BY SOURCE SYSTEM,  
CONSECUTIVE SYSTEM, AND COUNTY WITHIN STATE (AS OF 12/31/85)

ARIZONA

| WATER SYSTEM and<br>CONSECUTIVE SYSTEMS SERVED           | EPA<br>ID<br>NO | COUNTY   | CHEM<br>USED | STATUS | FLUOR<br>START<br>DATE | POP<br>SERVED | NATURAL SYSTEMS<br>NAT<br>LEVEL | OPT<br>LEVEL |
|--|-----------------|----------|--------------|--------|------------------------|---------------|---------------------------------|--------------|
| SAN CARLOS BIA   | 0400060         | GILA     | NaF          | ADJ    | 05/85                  | 6600          |                                 | 1.0          |
| TOTAL POPULATION SERVED BY SOURCE WATER SYSTEM - - - - - |                 |          |              |        |                        | 6600          |                                 |              |
| SAN MANUEL   | 0411020         | PINAL    |              | NATL   |                        | 5500          |                                 | 2.4          |
| TOTAL POPULATION SERVED BY SOURCE WATER SYSTEM - - - - - |                 |          |              |        |                        | 5500          |                                 |              |
| SAN SIMON  | 0402027         | COCHISE  |              | NATL   |                        | 300           |                                 | 4.0          |
| TOTAL POPULATION SERVED BY SOURCE WATER SYSTEM - - - - - |                 |          |              |        |                        | 300           |                                 |              |
| SAWMILL COMMUNITY  | 0403025         |          | NaF          | ADJ    |                        | 150           |                                 | 1.0          |
| TOTAL POPULATION SERVED BY SOURCE WATER SYSTEM - - - - - |                 |          |              |        |                        | 150           |                                 |              |
| SCOTTSDALE   | 0407098         | MARICOPA |              | NATL   |                        | 108000        |                                 | 0.8          |
| TOTAL POPULATION SERVED BY SOURCE WATER SYSTEM - - - - - |                 |          |              |        |                        | 108000        |                                 |              |
| SEBA DALKAI  | 0436019         | NAVAJO   |              | NATL   |                        | 225           |                                 | 0.7          |
| TOTAL POPULATION SERVED BY SOURCE WATER SYSTEM - - - - - |                 |          |              |        |                        | 225           |                                 |              |
| SECOND MESA DAY SCHOOL                                   | 0400061         | NAVAJO   | NaF          | ADJ    | 08/83                  | 170           |                                 | 1.0          |
| TOTAL POPULATION SERVED BY SOURCE WATER SYSTEM - - - - - |                 |          |              |        |                        | 170           |                                 |              |
| SELLS  | 0400042         | PIMA     | NaF          | ADJ    | 04/84                  | 4000          |                                 | 1.0          |
| TOTAL POPULATION SERVED BY SOURCE WATER SYSTEM - - - - - |                 |          |              |        |                        | 4000          |                                 |              |
| SHIPAULOVI   | 0400107         | NAVAJO   | NaF          | ADJ    | 08/83                  | 270           |                                 | 1.0          |
| TOTAL POPULATION SERVED BY SOURCE WATER SYSTEM - - - - - |                 |          |              |        |                        | 270           |                                 |              |
| SHIPAULOVI MISHONGNO                                     | 0400394         | NAVAJO   | NaF          | ADJ    | 07/84                  | 25            |                                 | 1.0          |
| TOTAL POPULATION SERVED BY SOURCE WATER SYSTEM - - - - - |                 |          |              |        |                        | 25            |                                 |              |
| SHONTO COMMUNITY   | 0400322         |          | NaF          | ADJ    |                        | 200           |                                 | 1.0          |
| TOTAL POPULATION SERVED BY SOURCE WATER SYSTEM - - - - - |                 |          |              |        |                        | 200           |                                 |              |
| SHONTO JCT COMMUNITY                                     | 0400326         |          | NaF          | ADJ    |                        | 500           |                                 | 1.0          |
| TOTAL POPULATION SERVED BY SOURCE WATER SYSTEM - - - - - |                 |          |              |        |                        | 500           |                                 |              |

POPULATION SERVED FLUORIDATED DRINKING WATER BY SOURCE SYSTEM,  
CONSECUTIVE SYSTEM, AND COUNTY WITHIN STATE (AS OF 12/31/85)

ARIZONA

| WATER SYSTEM and<br>CONSECUTIVE SYSTEMS SERVED | EPA<br>ID<br>NO | COUNTY   | CHEM<br>USED | STATUS | FLUOR<br>START<br>DATE | POP<br>SERVED | NATURAL<br>NAT<br>LEVEL | SYSTEMS<br>OPT<br>LEVEL |
|--|-----------------|----------|--------------|--------|------------------------|---------------|-------------------------|-------------------------|
| SOUTH KOMEUK                                   | 0400014         | PIMA     | NaF          | ADJ    | 10/81                  | 119           |                         | 1.0                     |
| TOTAL POPULATION SERVED BY SOURCE WATER SYSTEM |                 |          |              |        |                        | 119           |                         |                         |
| ST DAVID WTR ASSN                              | 0402039         | COCHISE  |              | NATL   |                        | 736           | 1.9                     |                         |
| TOTAL POPULATION SERVED BY SOURCE WATER SYSTEM |                 |          |              |        |                        | 736           |                         |                         |
| STOTONIC FLATS                                 | 0400096         | MARICOPA |              | NATL   |                        | 500           | 0.7                     |                         |
| TOTAL POPULATION SERVED BY SOURCE WATER SYSTEM |                 |          |              |        |                        | 500           |                         |                         |
| SUE JUAN WTR CO                                | 0402032         | COCHISE  |              | NATL   |                        | 165           | 2.1                     |                         |
| TOTAL POPULATION SERVED BY SOURCE WATER SYSTEM |                 |          |              |        |                        | 165           |                         |                         |
| SWEETWATER COMMUNITY                           | 0400399         |          | NaF          | ADJ    |                        | 195           |                         | 1.0                     |
| TOTAL POPULATION SERVED BY SOURCE WATER SYSTEM |                 |          |              |        |                        | 195           |                         |                         |
| TACNA  | 0414018         | YUMA     |              | NATL   |                        | 420           | 3.0                     |                         |
| TOTAL POPULATION SERVED BY SOURCE WATER SYSTEM |                 |          |              |        |                        | 420           |                         |                         |
| TALIESIN WEST                                  | 0407072         | MARICOPA |              | NATL   |                        | 75            | 0.8                     |                         |
| TOTAL POPULATION SERVED BY SOURCE WATER SYSTEM |                 |          |              |        |                        | 75            |                         |                         |
| TEEC NOS POS COMMUNITY                         | 0403055         |          | NaF          | ADJ    |                        | 325           |                         | 1.0                     |
| TOTAL POPULATION SERVED BY SOURCE WATER SYSTEM |                 |          |              |        |                        | 325           |                         |                         |
| TEMPE  | 0407100         | MARICOPA | NaSiF6       | ADJ    | /65                    | 135000        |                         | 0.7                     |
| TOTAL POPULATION SERVED BY SOURCE WATER SYSTEM |                 |          |              |        |                        | 135000        |                         |                         |
| THUMB BUTTE WTR ASSN                           | 0408060         | MOHAVE   |              | NATL   |                        | 100           | 3.5                     |                         |
| TOTAL POPULATION SERVED BY SOURCE WATER SYSTEM |                 |          |              |        |                        | 100           |                         |                         |
| TOMBSTONE                                      | 0402033         | COCHISE  |              | NATL   |                        | 7341          | 1.6                     |                         |
| TOTAL POPULATION SERVED BY SOURCE WATER SYSTEM |                 |          |              |        |                        | 7341          |                         |                         |
| TONTO-APACHE                                   | 0400343         | GILA     | NaF          | ADJ    | 07/84                  | 60            |                         | 1.0                     |
| TOTAL POPULATION SERVED BY SOURCE WATER SYSTEM |                 |          |              |        |                        | 60            |                         |                         |

POPULATION SERVED FLUORIDATED DRINKING WATER BY SOURCE SYSTEM,  
CONSECUTIVE SYSTEM, AND COUNTY WITHIN STATE (AS OF 12/31/85)

ARIZONA

| WATER SYSTEM and<br>CONSECUTIVE SYSTEMS SERVED           | EPA<br>ID<br>NO | COUNTY   | CHEM<br>USED | STATUS | FLUOR<br>START<br>DATE | POP<br>SERVED | NATURAL SYSTEMS<br>NAT<br>LEVEL | OPT<br>LEVEL |
|--|-----------------|----------|--------------|--------|------------------------|---------------|---------------------------------|--------------|
| TSAILE COMMUNITY   | 0403005         |          | NaF          | ADJ    |                        | 1000          |                                 | 1.0          |
| TOTAL POPULATION SERVED BY SOURCE WATER SYSTEM - - - - - |                 |          |              |        |                        | 1000          |                                 |              |
| TUBA CITY COMMUNITY                                      | 0400206         |          | NaF          | ADJ    |                        | 5000          |                                 | 1.0          |
| TOTAL POPULATION SERVED BY SOURCE WATER SYSTEM - - - - - |                 |          |              |        |                        | 5000          |                                 |              |
| US ARMY-YPG MAIN POST                                    | 0414403         | YUMA     |              |        | NATL                   | 1500          | 2.0                             |              |
| TOTAL POPULATION SERVED BY SOURCE WATER SYSTEM - - - - - |                 |          |              |        |                        | 1500          |                                 |              |
| VALENCIA WTR CO  | 0407078         | MARICOPA |              |        | NATL                   | 2000          | 1.4                             |              |
| TOTAL POPULATION SERVED BY SOURCE WATER SYSTEM - - - - - |                 |          |              |        |                        | 2000          |                                 |              |
| W COCOPAH  | 0400071         | YUMA     | NaF          | ADJ    | 04/85                  | 500           |                                 | 0.8          |
| TOTAL POPULATION SERVED BY SOURCE WATER SYSTEM - - - - - |                 |          |              |        |                        | 500           |                                 |              |
| WEARWATER UTIL CO  | 0407019         | MARICOPA |              |        | NATL                   | 400           | 1.5                             |              |
| TOTAL POPULATION SERVED BY SOURCE WATER SYSTEM - - - - - |                 |          |              |        |                        | 400           |                                 |              |
| WHEATFIELDS COMMUNITY                                    | 0400812         |          | NaF          | ADJ    |                        | 240           |                                 | 1.0          |
| TOTAL POPULATION SERVED BY SOURCE WATER SYSTEM - - - - - |                 |          |              |        |                        | 240           |                                 |              |
| WHITE HILLS WATER CO                                     | 0408039         | MOHAVE   |              |        | NATL                   | 74            | 1.3                             |              |
| TOTAL POPULATION SERVED BY SOURCE WATER SYSTEM - - - - - |                 |          |              |        |                        | 74            |                                 |              |
| WHITE RIVER  | 0400079         | NAVAJO   | NaF          | ADJ    | 06/85                  | 350           |                                 | 1.0          |
| TOTAL POPULATION SERVED BY SOURCE WATER SYSTEM - - - - - |                 |          |              |        |                        | 350           |                                 |              |
| WHITE TANK   | 0407084         | MARICOPA |              |        | NATL                   | 600           | 1.1                             |              |
| TOTAL POPULATION SERVED BY SOURCE WATER SYSTEM - - - - - |                 |          |              |        |                        | 600           |                                 |              |
| WHY UTIL CO  | 0410118         | PIMA     |              |        | NATL                   | 75            | 3.0                             |              |
| TOTAL POPULATION SERVED BY SOURCE WATER SYSTEM - - - - - |                 |          |              |        |                        | 75            |                                 |              |
| WILCOX   | 0402035         | COCHISE  |              |        | NATL                   | 6937          | 1.1                             |              |
| TOTAL POPULATION SERVED BY SOURCE WATER SYSTEM - - - - - |                 |          |              |        |                        | 6937          |                                 |              |

POPULATION SERVED FLUORIDATED DRINKING WATER BY SOURCE SYSTEM,  
 CONSECUTIVE SYSTEM, AND COUNTY WITHIN STATE (AS OF 12/31/85)

**ARIZONA**

| WATER SYSTEM and<br>CONSECUTIVE SYSTEMS SERVED           | EPA<br>ID<br>NO | COUNTY | CHEM<br>USED | STATUS | FLUOR<br>START<br>DATE | POP<br>SERVED | NATURAL SYSTEMS |              |
|--|-----------------|--------|--------------|--------|------------------------|---------------|-----------------|--------------|
|  |                 |        |              |        |                        |               | NAT<br>LEVEL    | OPT<br>LEVEL |
| WINKELMAN  | 0404003         | GILA   |              |        | NATL                   | 1389          | 1.1             |              |
| TOTAL POPULATION SERVED BY SOURCE WATER SYSTEM - - - - - |                 |        |              |        |                        | 1389          |                 |              |
| YUCCA  | 0408042         | MOHAVE |              |        | NATL                   | 50            | 1.0             |              |
| TOTAL POPULATION SERVED BY SOURCE WATER SYSTEM - - - - - |                 |        |              |        |                        | 50            |                 |              |

POPULATION SERVED FLUORIDATED DRINKING WATER BY SOURCE SYSTEM,  
CONSECUTIVE SYSTEM, AND COUNTY WITHIN STATE (AS OF 12/31/85)

**ARKANSAS**

| WATER SYSTEM and<br>CONSECUTIVE SYSTEMS SERVED           | EPA<br>ID<br>NO | COUNTY       | CHEM<br>USED | STATUS | FLUOR<br>START<br>DATE | POP<br>SERVED | NATURAL SYSTEMS<br>NAT OPT<br>LEVEL LEVEL |
|--|-----------------|--------------|--------------|--------|------------------------|---------------|---|
| ALTHEIMER  | 0000271         | JEFFERSON    | Acid         | ADJ    | 07/69                  | 1500          | 0.8                                       |
| TOTAL POPULATION SERVED BY SOURCE WATER SYSTEM - - - - - |                 |              |              |        |                        | 1500          |   |
| ARBOR CO WATER SYS                                       | 0000456         | POINSETT     | Acid         | ADJ    | /79                    | 50            | 0.8                                       |
| TOTAL POPULATION SERVED BY SOURCE WATER SYSTEM - - - - - |                 |              |              |        |                        | 50            |   |
| ARKADELPHIA  | 0000085         | CLARK        | NaSiF6       | ADJ    | 06/63                  | 10600         | 0.8                                       |
| CADDO VALLEY   | 0000515         | CLARK        |              | CONS   |                        | 500           |   |
| GUM SPRINGS  | 0000086         | CLARK        |              | CONS   |                        | 900           |   |
| TOTAL POPULATION SERVED BY SOURCE WATER SYSTEM - - - - - |                 |              |              |        |                        | 12000         |   |
| ATKINS   | 0000441         | POPE         | NaSiF6       | ADJ    | 05/76                  | 3147          | 0.8                                       |
| POTTSVILLE   | 0000455         | POPE         |              | CONS   |                        | 420           |   |
| TOTAL POPULATION SERVED BY SOURCE WATER SYSTEM - - - - - |                 |              |              |        |                        | 3567          |   |
| AUGUSTA  | 0000597         | WOODRUFF     | Acid         | ADJ    | 09/70                  | 3906          | 0.8                                       |
| TOTAL POPULATION SERVED BY SOURCE WATER SYSTEM - - - - - |                 |              |              |        |                        | 3906          |   |
| BALD KNOB  | 0000584         | WHITE        | Acid         | ADJ    | /61                    | 4400          | 0.8                                       |
| BALD KNOB NORTH  | 0000689         | WHITE        |              | CONS   |                        | 1920          |   |
| TOTAL POPULATION SERVED BY SOURCE WATER SYSTEM - - - - - |                 |              |              |        |                        | 6320          |   |
| BATES LAPILE WTR UTIL                                    | 0000622         | UNION        |              | NATL   |                        | 622           | 0.7                                       |
| TOTAL POPULATION SERVED BY SOURCE WATER SYSTEM - - - - - |                 |              |              |        |                        | 622           |   |
| BATESVILLE   | 0000250         | INDEPENDENCE | NaSiF6       | ADJ    | 04/56                  | 8263          | 0.8                                       |
| BETHESDA   | 0000627         | INDEPENDENCE |              | CONS   |                        | 857           |   |
| DENNY HILL ASSN  | 0000079         | INDEPENDENCE |              | CONS   |                        | 700           |   |
| PFEIFER ASSOC  | 0000251         | INDEPENDENCE |              | CONS   |                        | 2200          |   |
| RUDDLEHILL WATER ASSOC                                   | 0000253         | INDEPENDENCE |              | CONS   |                        | 700           |   |
| TOTAL POPULATION SERVED BY SOURCE WATER SYSTEM - - - - - |                 |              |              |        |                        | 12720         |   |
| BEARDEN  | 0000401         | OUACHITA     | Acid         | ADJ    | 03/85                  | 1800          | 0.8                                       |
| TOTAL POPULATION SERVED BY SOURCE WATER SYSTEM - - - - - |                 |              |              |        |                        | 1800          |   |
| BENNETT ACRES  | 0000455         | SALINE       |              | NATL   |                        | 100           | 2.3                                       |
| TOTAL POPULATION SERVED BY SOURCE WATER SYSTEM - - - - - |                 |              |              |        |                        | 100           |   |

POPULATION SERVED FLUORIDATED DRINKING WATER BY SOURCE SYSTEM,  
CONSECUTIVE SYSTEM, AND COUNTY WITHIN STATE (AS OF 12/31/85)

## ARKANSAS

| WATER SYSTEM and<br>CONSECUTIVE SYSTEMS SERVED           | EPA<br>ID<br>NO | COUNTY      | CHEM<br>USED | STATUS | FLUOR<br>START<br>DATE | POP<br>SERVED | NATURAL SYSTEMS<br>NAT<br>LEVEL | OPT<br>LEVEL |
|--|-----------------|-------------|--------------|--------|------------------------|---------------|---------------------------------|--------------|
| BENION   | 0000484         | SALINE      | NaSiF6       | ADJ    | 11/58                  | 2490          |                                 | 0.8          |
| SALEM WTR ASSN   | 0000492         | SALINE      |              | CONS   |                        | 6930          |                                 |              |
| SOUTH WEST WATER ASSOC                                   | 0000495         | SALINE      |              | CONS   |                        | 3800          |                                 |              |
| TULL WATER ASSOC   | 0000220         | SALINE      |              | CONS   |                        | 1200          |                                 |              |
| WEST BAUXITE ASSOC                                       | 0000497         | SALINE      |              | CONS   |                        | 500           |                                 |              |
| TOTAL POPULATION SERVED BY SOURCE WATER SYSTEM - - - - - |                 |             |              |        |                        | 14920         |                                 |              |
| BIG FLAT   | 0000026         | BAXTER      |              | NATL   |                        | 189           | 1.0                             |              |
| TOTAL POPULATION SERVED BY SOURCE WATER SYSTEM - - - - - |                 |             |              |        |                        | 189           |                                 |              |
| BLYTHEVILLE  | 0000365         | MISSISSIPPI | NaSiF6       | ADJ    | 12/68                  | 25844         |                                 | 0.8          |
| DELL   | 0000367         | MISSISSIPPI |              | CONS   |                        | 1602          |                                 |              |
| NE MISSISSIPPI CO WATER ASSOC                            | 0000673         | MISSISSIPPI |              | CONS   |                        | 750           |                                 |              |
| TOTAL POPULATION SERVED BY SOURCE WATER SYSTEM - - - - - |                 |             |              |        |                        | 28196         |                                 |              |
| BLYTHEVILLE AFB  | 0000364         | MISSISSIPPI | NaSiF6       | ADJ    | 12/68                  | 3700          |                                 | 0.8          |
| TOTAL POPULATION SERVED BY SOURCE WATER SYSTEM - - - - - |                 |             |              |        |                        | 3700          |                                 |              |
| BOIS D'ARC   | 0000178         | HEMPSTEAD   |              | NATL   |                        | 100           | 1.1                             |              |
| TOTAL POPULATION SERVED BY SOURCE WATER SYSTEM - - - - - |                 |             |              |        |                        | 100           |                                 |              |
| BRADLEY  | 0000294         | LAFAYETTE   |              | NATL   |                        | 550           | 0.9                             |              |
| WALNUT HILL  | 0000298         | LAFAYETTE   |              | CONS   |                        | 250           |                                 |              |
| TOTAL POPULATION SERVED BY SOURCE WATER SYSTEM - - - - - |                 |             |              |        |                        | 800           |                                 |              |
| BRINKLEY   | 0000384         | MONROE      | Acid         | ADJ    | 02/84                  | 5000          |                                 | 0.8          |
| EAST MONROE COUNTY                                       | 0000715         | MONROE      |              | CONS   |                        | 1460          |                                 |              |
| MADISON  | 0000534         | ST. FRANCIS |              | CONS   |                        | 1800          |                                 |              |
| UNITED WTR USERS   | 0000654         | MONROE      |              | CONS   |                        | 819           |                                 |              |
| WHEATLEY   | 0000535         | MONROE      |              | CONS   |                        | 1250          |                                 |              |
| TOTAL POPULATION SERVED BY SOURCE WATER SYSTEM - - - - - |                 |             |              |        |                        | 10329         |                                 |              |
| CABOT  | 0000338         | LONOKE      | Acid         | ADJ    | 03/70                  | 4900          |                                 | 0.8          |
| TOTAL POPULATION SERVED BY SOURCE WATER SYSTEM - - - - - |                 |             |              |        |                        | 4900          |                                 |              |
| CAMDEN   | 0000404         | OUACHITA    | NaSiF6       | ADJ    | 07/53                  | 21000         |                                 | 0.8          |
| BUENA VISTA-OGEMAW                                       | 0000737         | OUACHITA    |              | CONS   |                        | 400           |                                 |              |
| FRENCH PORT  | 0000636         | OUACHITA    |              | CONS   |                        | 1552          |                                 |              |
| TOTAL POPULATION SERVED BY SOURCE WATER SYSTEM - - - - - |                 |             |              |        |                        | 22952         |                                 |              |

POPULATION SERVED FLUORIDATED DRINKING WATER BY SOURCE SYSTEM,  
CONSECUTIVE SYSTEM, AND COUNTY WITHIN STATE (AS OF 12/31/85)

# ARKANSAS

| WATER SYSTEM and<br>CONSECUTIVE SYSTEMS SERVED           | EPA<br>ID<br>NO | COUNTY    | CHEM<br>USED | STATUS | FLUOR<br>START<br>DATE | POP<br>SERVED | NATURAL SYSTEMS<br>NAT<br>LEVEL | OPT<br>LEVEL |
|--|-----------------|-----------|--------------|--------|------------------------|---------------|---------------------------------|--------------|
| CARLISLE   | 0000339         | LONOKE    | Acid         | ADJ    | 07/82                  | 2600          |                                 | 0.8          |
| TOTAL POPULATION SERVED BY SOURCE WATER SYSTEM - - - - - |                 |           |              |        |                        | 2600          |                                 |              |
| CLARKSVILLE  | 0000289         | JOHNSON   | NaSiF6       | ADJ    | 03/55                  | 5327          |                                 | 0.8          |
| COAL HILL  | 0000290         | JOHNSON   |              | CONS   |                        | 1505          |                                 |              |
| HARTMAN  | 0000286         | JOHNSON   |              | CONS   |                        | 1260          |                                 |              |
| HORSEHEAD WATER ASSOC                                    | 0000617         | JOHNSON   |              | CONS   |                        | 1763          |                                 |              |
| KNOXVILLE  | 0000287         | JOHNSON   |              | CONS   |                        | 240           |                                 |              |
| LAMAR  | 0000288         | JOHNSON   |              | CONS   |                        | 1088          |                                 |              |
| LUDWIG WATER ASSOC                                       | 0000292         | JOHNSON   |              | CONS   |                        | 850           |                                 |              |
| SPADA GOOSE CAMP ASSOC                                   | 0000293         | JOHNSON   |              | CONS   |                        | 490           |                                 |              |
| TOTAL POPULATION SERVED BY SOURCE WATER SYSTEM - - - - - |                 |           |              |        |                        | 12523         |                                 |              |
| CLINTON  | 0000564         | VAN BUREN | NaSiF6       | ADJ    | 05/82                  | 5440          |                                 | 0.8          |
| BEE BRANCH WA  | 0000462         | VAN BUREN |              | CONS   |                        | 1984          |                                 |              |
| BURNT RIDGE WA   | 0000729         | VAN BUREN |              | CONS   |                        | 352           |                                 |              |
| DAMASCUS   | 0000190         | VAN BUREN |              | CONS   |                        | 688           |                                 |              |
| DENNARD WA   | 0000461         | VAN BUREN |              | CONS   |                        | 528           |                                 |              |
| VAN BUREN CO WATER ASSOC                                 | 0000727         | VAN BUREN |              | CONS   |                        | 1549          |                                 |              |
| TOTAL POPULATION SERVED BY SOURCE WATER SYSTEM - - - - - |                 |           |              |        |                        | 10541         |                                 |              |
| CONWAY   | 0000189         | FAULKNER  | NaSiF6       | ADJ    | 06/68                  | 16500         |                                 | 0.8          |
| TOTAL POPULATION SERVED BY SOURCE WATER SYSTEM - - - - - |                 |           |              |        |                        | 16500         |                                 |              |
| CONWAY CO REGIONAL WD                                    | 0000119         | CONWAY    | NaSiF6       | ADJ    | 05/82                  | 9000          |                                 | 0.8          |
| PLUMERVILLE  | 0000121         | CONWAY    |              | CONS   |                        | 800           |                                 |              |
| TOTAL POPULATION SERVED BY SOURCE WATER SYSTEM - - - - - |                 |           |              |        |                        | 9800          |                                 |              |
| CROSSETT   | 0000017         | ASHLEY    | NaSiF6       | ADJ    | 02/58                  | 8500          |                                 | 0.8          |
| TOTAL POPULATION SERVED BY SOURCE WATER SYSTEM - - - - - |                 |           |              |        |                        | 8500          |                                 |              |
| DES ARC  | 0000449         | PRAIRIE   | NaSiF6       | ADJ    | 05/81                  | 2100          |                                 | 0.8          |
| TOTAL POPULATION SERVED BY SOURCE WATER SYSTEM - - - - - |                 |           |              |        |                        | 2100          |                                 |              |
| DIERKS   | 0000243         | HOWARD    | NaSiF6       | ADJ    | 09/82                  | 1400          |                                 | 0.8          |
| TOTAL POPULATION SERVED BY SOURCE WATER SYSTEM - - - - - |                 |           |              |        |                        | 1400          |                                 |              |
| DUMAS  | 0000171         | DESHA     | Acid         | ADJ    | 06/84                  | 6240          |                                 | 0.8          |
| GARRETT BRIDGE WA  | 0000692         | DESHA     |              | CONS   |                        | 980           |                                 |              |



POPULATION SERVED FLUORIDATED DRINKING WATER BY SOURCE SYSTEM,  
CONSECUTIVE SYSTEM, AND COUNTY WITHIN STATE (AS OF 12/31/85)

**ARKANSAS**

| WATER SYSTEM and<br>CONSECUTIVE SYSTEMS SERVED           | EPA<br>ID<br>NO | COUNTY      | CHEM<br>USED | STATUS | FLUOR<br>START<br>DATE | POP<br>SERVED | NATURAL SYSTEMS<br>NAT<br>LEVEL | OPT<br>LEVEL |
|--|-----------------|-------------|--------------|--------|------------------------|---------------|---------------------------------|--------------|
| PENDLETON-PEA RIDGE                                      | 0000649         | DESHA       |              | CONS   |                        | 860           |                                 |              |
| TOTAL POPULATION SERVED BY SOURCE WATER SYSTEM - - - - - |                 |             |              |        |                        | 8080          |                                 |              |
| ENGLAND  | 0000341         | LONOKE      | NaSiF6       | ADJ    | 02/82                  | 3100          |                                 | 0.8          |
| TOTAL POPULATION SERVED BY SOURCE WATER SYSTEM - - - - - |                 |             |              |        |                        | 3100          |                                 |              |
| EUDORA   | 0000083         | CHICOT      | Acid         | ADJ    | 03/85                  | 3840          |                                 | 0.8          |
| READLAND-GRAND LAKE WA                                   | 0000084         | CHICOT      |              | CONS   |                        | 350           |                                 |              |
| TOTAL POPULATION SERVED BY SOURCE WATER SYSTEM - - - - - |                 |             |              |        |                        | 4190          |                                 |              |
| FAYETTEVILLE   | 0000569         | WASHINGTON  | Acid         | ADJ    | 05/82                  | 44609         |                                 | 0.9          |
| ELKINS   | 0000567         | WASHINGTON  |              | CONS   |                        | 450           |                                 |              |
| FARMINGTON   | 0000568         | WASHINGTON  |              | CONS   |                        | 1428          |                                 |              |
| GREENLAND  | 0000570         | WASHINGTON  |              | CONS   |                        | 650           |                                 |              |
| MT OLIVE   | 0000688         | WASHINGTON  |              | CONS   |                        | 1800          |                                 |              |
| WASHINGTON WATER AUTH                                    | 0000574         | WASHINGTON  |              | CONS   |                        | 2700          |                                 |              |
| TOTAL POPULATION SERVED BY SOURCE WATER SYSTEM - - - - - |                 |             |              |        |                        | 51637         |                                 |              |
| FORDYCE  | 0000164         | DALLAS      | NaSiF6       | ADJ    | 09/73                  | 6500          |                                 | 0.8          |
| FORDYCE RURAL  | 0000635         | DALLAS      |              | CONS   |                        | 1298          |                                 |              |
| TOTAL POPULATION SERVED BY SOURCE WATER SYSTEM - - - - - |                 |             |              |        |                        | 7798          |                                 |              |
| FORREST CITY   | 0000004         | ST. FRANCIS | Acid         | ADJ    | 03/55                  | 15870         |                                 | 0.8          |
| CALDWELL   | 0000532         | ST. FRANCIS |              | CONS   |                        | 1100          |                                 |              |
| NEWCASTLE RD ASSOC                                       | 0000541         | ST. FRANCIS |              | CONS   |                        | 420           |                                 |              |
| PALESTINE  | 0000536         | ST. FRANCIS |              | CONS   |                        | 1050          |                                 |              |
| ST FRANCIS ASSOC   | 0000537         | ST. FRANCIS |              | CONS   |                        | 1150          |                                 |              |
| WIDENER  | 0000538         | ST. FRANCIS |              | CONS   |                        | 650           |                                 |              |
| TOTAL POPULATION SERVED BY SOURCE WATER SYSTEM - - - - - |                 |             |              |        |                        | 20240         |                                 |              |
| GRAVETTE   | 0000051         | BENION      |              | NATL   |                        | 2187          |                                 | 1.2          |
| TOTAL POPULATION SERVED BY SOURCE WATER SYSTEM - - - - - |                 |             |              |        |                        | 2187          |                                 |              |
| GURDON   | 0000087         | CLARK       |              | NATL   |                        | 3000          |                                 | 1.1          |
| TOTAL POPULATION SERVED BY SOURCE WATER SYSTEM - - - - - |                 |             |              |        |                        | 3000          |                                 |              |
| HAMBURG  | 0000015         | ASHLEY      | Acid         | ADJ    | 02/58                  | 3391          |                                 | 0.8          |
| TOTAL POPULATION SERVED BY SOURCE WATER SYSTEM - - - - - |                 |             |              |        |                        | 3391          |                                 |              |

POPULATION SERVED FLUORIDATED DRINKING WATER BY SOURCE SYSTEM,  
 CONSECUTIVE SYSTEM, AND COUNTY WITHIN STATE (AS OF 12/31/85)

**ARKANSAS**

| WATER SYSTEM and<br>CONSECUTIVE SYSTEMS SERVED           | EPA<br>ID<br>NO | COUNTY    | CHEM<br>USED | STATUS | FLUOR<br>START<br>DATE | POP<br>SERVED | NATURAL SYSTEMS<br>NAT<br>LEVEL | OPT<br>LEVEL |
|--|-----------------|-----------|--------------|--------|------------------------|---------------|---------------------------------|--------------|
| HARRISON   | 000062          | BOONE     | NaSiF6       | ADJ    | 05/54                  | 14300         |                                 | 0.8          |
| TOTAL POPULATION SERVED BY SOURCE WATER SYSTEM - - - - - |                 |           |              |        |                        | 14300         |                                 |              |
| HEBER SPRINGS  | 0000104         | CLEBURNE  | NaSiF6       | ADJ    | 04/59                  | 8400          |                                 | 0.8          |
| MOUNTAIN TOP WATER ASSOC                                 | 0000454         | CLEBURNE  |              | CONS   |                        | 2086          |                                 |              |
| TUMBLING SHOALS  | 0000579         | CLEBURNE  |              | CONS   |                        | 1732          |                                 |              |
| TOTAL POPULATION SERVED BY SOURCE WATER SYSTEM - - - - - |                 |           |              |        |                        | 12218         |                                 |              |
| HELENA   | 0000419         | PHILLIPS  | Acid         | ADJ    | 12/85                  | 10000         |                                 | 0.8          |
| LONG LAKE WATER ASSOC                                    | 0000274         | PHILLIPS  |              | CONS   |                        | 150           |                                 |              |
| TOTAL POPULATION SERVED BY SOURCE WATER SYSTEM - - - - - |                 |           |              |        |                        | 10150         |                                 |              |
| HOPE   | 0000230         | HEMPSTEAD | Acid         | ADJ    | /82                    | 10290         |                                 | 0.8          |
| TOTAL POPULATION SERVED BY SOURCE WATER SYSTEM - - - - - |                 |           |              |        |                        | 10290         |                                 |              |
| HOKIE  | 0000301         | LAWRENCE  | NaSiF6       | ADJ    | 09/82                  | 2961          |                                 | 0.8          |
| TOTAL POPULATION SERVED BY SOURCE WATER SYSTEM - - - - - |                 |           |              |        |                        | 2961          |                                 |              |
| HWY 15 WATER ASSOC                                       | 0000107         | CLEVELAND | Acid         | ADJ    | 05/83                  | 4550          |                                 | 0.8          |
| TOTAL POPULATION SERVED BY SOURCE WATER SYSTEM - - - - - |                 |           |              |        |                        | 4550          |                                 |              |
| JONESBORO  | 0000124         | CRAIGHEAD | NaSiF6       | ADJ    | 10/51                  | 31530         |                                 | 0.8          |
| TOTAL POPULATION SERVED BY SOURCE WATER SYSTEM - - - - - |                 |           |              |        |                        | 31530         |                                 |              |
| JUDSONIA   | 0000582         | WHITE     | NaSiF6       | ADJ    | 12/53                  | 3097          |                                 | 0.8          |
| NORTH WHITE CO   | 0000583         | WHITE     |              | CONS   |                        | 1885          |                                 |              |
| TOTAL POPULATION SERVED BY SOURCE WATER SYSTEM - - - - - |                 |           |              |        |                        | 4982          |                                 |              |
| LAKE VILLAGE   | 0000081         | CHICOT    | NaSiF6       | ADJ    | 07/83                  | 3310          |                                 | 0.8          |
| CHICOT JUNCTION  | 0000661         | CHICOT    |              | CONS   |                        | 875           |                                 |              |
| LAKE CHICOT  | 0000080         | CHICOT    |              | CONS   |                        | 330           |                                 |              |
| TOTAL POPULATION SERVED BY SOURCE WATER SYSTEM - - - - - |                 |           |              |        |                        | 4515          |                                 |              |
| LEOLA  | 0000218         | GRANT     | Acid         | ADJ    | /78                    | 800           |                                 | 0.8          |
| TOTAL POPULATION SERVED BY SOURCE WATER SYSTEM - - - - - |                 |           |              |        |                        | 800           |                                 |              |
| LEWISVILLE   | 0000297         | LAFAYETTE | Acid         | ADJ    | 10/81                  | 1720          |                                 | 0.8          |
| TOTAL POPULATION SERVED BY SOURCE WATER SYSTEM - - - - - |                 |           |              |        |                        | 1720          |                                 |              |

POPULATION SERVED FLUORIDATED DRINKING WATER BY SOURCE SYSTEM,  
CONSECUTIVE SYSTEM, AND COUNTY WITHIN STATE (AS OF 12/31/85)

# ARKANSAS

| WATER SYSTEM and<br>CONSECUTIVE SYSTEMS SERVED           | EPA<br>ID<br>NO | COUNTY      | CHEM<br>USED | STATUS | FLUOR<br>START<br>DATE | POP<br>SERVED | NATURAL SYSTEMS<br>NAT<br>LEVEL | OPT<br>LEVEL |
|--|-----------------|-------------|--------------|--------|------------------------|---------------|---------------------------------|--------------|
| LITTLE ROCK  | 0000465         | PULASKI     | Acid         | ADJ    | 04/51                  | 211500        |                                 | 0.8          |
| CENTRAL ARKANSAS WA                                      | 0000724         | PULASKI     |              | CONS   |                        | 1763          |                                 |              |
| JACKSONVILLE   | 0000466         | PULASKI     |              | CONS   |                        | 24100         |                                 |              |
| DICK-JETER   | 0000246         | PULASKI     |              | CONS   |                        | 330           |                                 |              |
| FURLOW   | 0000645         | PULASKI     |              | CONS   |                        | 192           |                                 |              |
| LITTLE ROCK AFB  | 0000690         | PULASKI     |              | CONS   |                        | 7000          |                                 |              |
| NORTH LITTLE ROCK  | 0000453         | PULASKI     |              | CONS   |                        | 116800        |                                 |              |
| NORTH PULASKI WATER ASSOC                                | 0000728         | PULASKI     |              | CONS   |                        | 1978          |                                 |              |
| TOTAL POPULATION SERVED BY SOURCE WATER SYSTEM - - - - - |                 |             |              |        |                        | 363663        |                                 |              |
| LONOKE   | 0000343         | LONOKE      | NaSiF6       | ADJ    | 03/70                  | 4445          |                                 | 0.8          |
| TOTAL POPULATION SERVED BY SOURCE WATER SYSTEM - - - - - |                 |             |              |        |                        | 4445          |                                 |              |
| MALVERN  | 0000237         | HOT SPRINGS | NaSiF6       | ADJ    | 02/59                  | 11300         |                                 | 0.8          |
| HOT SPRING CO WATER ASSOC                                | 0000236         | HOT SPRINGS |              | CONS   |                        | 2200          |                                 |              |
| MAGNET BUTTERFIELD                                       | 0000241         | HOT SPRINGS |              | CONS   |                        | 1600          |                                 |              |
| PERLA WATER ASSOC  | 0000623         | HOT SPRINGS |              | CONS   |                        | 1589          |                                 |              |
| TOTAL POPULATION SERVED BY SOURCE WATER SYSTEM - - - - - |                 |             |              |        |                        | 16689         |                                 |              |
| MARIANNA   | 0000310         | LEE         | Acid         | ADJ    | 09/54                  | 6220          |                                 | 0.8          |
| GARRETT GROVE  | 0000312         | LEE         |              | CONS   |                        | 200           |                                 |              |
| LEE COUNTY ASSOC   | 0000313         | LEE         |              | CONS   |                        | 4200          |                                 |              |
| MORO   | 0000314         | LEE         |              | CONS   |                        | 327           |                                 |              |
| TOTAL POPULATION SERVED BY SOURCE WATER SYSTEM - - - - - |                 |             |              |        |                        | 10947         |                                 |              |
| MARION   | 0000152         | CRITTENDEN  | Acid         | ADJ    | 02/77                  | 4200          |                                 | 0.8          |
| CLARKDALE-JERICO   | 0000148         | CRITTENDEN  |              | CONS   |                        | 990           |                                 |              |
| HIGHLAND PARK  | 0000750         | CRITTENDEN  |              | CONS   |                        | 225           |                                 |              |
| HIGHWAY 64 ASSOC   | 0000749         | CRITTENDEN  |              | CONS   |                        | 50            |                                 |              |
| HIGHWAY 77 ASSOC   | 0000751         | CRITTENDON  |              | CONS   |                        | 250           |                                 |              |
| SUNSET   | 0000472         | CRITTENDON  |              | CONS   |                        | 660           |                                 |              |
| TOTAL POPULATION SERVED BY SOURCE WATER SYSTEM - - - - - |                 |             |              |        |                        | 6375          |                                 |              |
| MARKED TREE  | 0000430         | POINSETT    | Acid         | ADJ    | 08/82                  | 3325          |                                 | 0.8          |
| NORTH OHIO WATER ASSOC                                   | 0000175         | POINSETT    |              | CONS   |                        | 1550          |                                 |              |
| TOTAL POPULATION SERVED BY SOURCE WATER SYSTEM - - - - - |                 |             |              |        |                        | 4875          |                                 |              |
| MAIMELLE NEWTOWN WW                                      | 0000463         | PULASKI     | Acid         | ADJ    | 01/84                  | 2000          |                                 | 0.8          |
| TOTAL POPULATION SERVED BY SOURCE WATER SYSTEM - - - - - |                 |             |              |        |                        | 2000          |                                 |              |

POPULATION SERVED FLUORIDATED DRINKING WATER BY SOURCE SYSTEM,  
CONSECUTIVE SYSTEM, AND COUNTY WITHIN STATE (AS OF 12/31/85)

## ARKANSAS

| WATER SYSTEM and<br>CONSECUTIVE SYSTEMS SERVED           | EPA<br>ID<br>NO | COUNTY      | CHEM<br>USED | STATUS | FLUOR<br>START<br>DATE | POP<br>SERVED | NATURAL SYSTEMS<br>NAT<br>LEVEL | OPT<br>LEVEL |
|--|-----------------|-------------|--------------|--------|------------------------|---------------|---------------------------------|--------------|
| MCCRORY  | 0000599         | WOODRUFF    | Acid         | ADJ    | 02/62                  | 2000          |                                 | 0.8          |
| PATTERSON  | 0000598         | WOODRUFF    |              | CONS   |                        | 975           |                                 |              |
| TOTAL POPULATION SERVED BY SOURCE WATER SYSTEM - - - - - |                 |             |              |        |                        | 2975          |                                 |              |
| MOGEEHEE   | 0000170         | DESHA       | Acid         | ADJ    | 04/72                  | 5664          |                                 | 0.8          |
| WKMM WATER ASSOC   | 0000700         | DESHA       |              | CONS   |                        | 560           |                                 |              |
| TOTAL POPULATION SERVED BY SOURCE WATER SYSTEM - - - - - |                 |             |              |        |                        | 6224          |                                 |              |
| MELBOURNE  | 0000256         | IZARD       | Acid         | ADJ    | 10/83                  | 2750          |                                 | 0.8          |
| TOTAL POPULATION SERVED BY SOURCE WATER SYSTEM - - - - - |                 |             |              |        |                        | 2750          |                                 |              |
| MINERAL SPRINGS  | 0000242         | HOWARD      |              | NATL   |                        | 936           | 0.9                             |              |
| TOTAL POPULATION SERVED BY SOURCE WATER SYSTEM - - - - - |                 |             |              |        |                        | 936           |                                 |              |
| MITCHELLVILLE  | 0000169         | DESHA       | Acid         | ADJ    | 10/84                  | 618           |                                 | 0.8          |
| TOTAL POPULATION SERVED BY SOURCE WATER SYSTEM - - - - - |                 |             |              |        |                        | 618           |                                 |              |
| MONTICELLO   | 0000184         | DREW        | Acid         | ADJ    | 09/83                  | 10000         |                                 | 0.8          |
| ENON   | 0000183         | DREW        |              | CONS   |                        | 300           |                                 |              |
| TOTAL POPULATION SERVED BY SOURCE WATER SYSTEM - - - - - |                 |             |              |        |                        | 10300         |                                 |              |
| MOUNTAIN HOME  | 0000025         | BAXTER      | NaSiF6       | ADJ    | 03/55                  | 12840         |                                 | 0.8          |
| LAKEVIEW MIDWAY  | 0000027         | BAXTER      |              | CONS   |                        | 2500          |                                 |              |
| NE WATER ASSOC   | 0000033         | BAXTER      |              | CONS   |                        | 2653          |                                 |              |
| TOTAL POPULATION SERVED BY SOURCE WATER SYSTEM - - - - - |                 |             |              |        |                        | 17993         |                                 |              |
| NASHVILLE  | 0000244         | HOWARD      | NaF          | ADJ    | 01/82                  | 5554          |                                 | 0.8          |
| TOTAL POPULATION SERVED BY SOURCE WATER SYSTEM - - - - - |                 |             |              |        |                        | 5554          |                                 |              |
| NEWPORT  | 0000264         | JACKSON     | NaSiF6       | ADJ    | 01/82                  | 8400          |                                 | 0.8          |
| CAMPBELL STATION   | 0000261         | JACKSON     |              | CONS   |                        | 297           |                                 |              |
| DIAZ   | 0000269         | JACKSON     |              | CONS   |                        | 1192          |                                 |              |
| JACKSON PORT   | 0000263         | JACKSON     |              | CONS   |                        | 288           |                                 |              |
| TOTAL POPULATION SERVED BY SOURCE WATER SYSTEM - - - - - |                 |             |              |        |                        | 10177         |                                 |              |
| OSCEOLA  | 0000375         | MISSISSIPPI | NaSiF6       | ADJ    | 10/82                  | 8881          |                                 | 0.8          |
| DRIVER-CRIDER WA   | 0000369         | MISSISSIPPI |              | CONS   |                        | 410           |                                 |              |
| TOTAL POPULATION SERVED BY SOURCE WATER SYSTEM - - - - - |                 |             |              |        |                        | 9291          |                                 |              |

POPULATION SERVED FLUORIDATED DRINKING WATER BY SOURCE SYSTEM,  
CONSECUTIVE SYSTEM, AND COUNTY WITHIN STATE (AS OF 12/31/85)

# ARKANSAS

| WATER SYSTEM and<br>CONSECUTIVE SYSTEMS SERVED           | EPA<br>ID<br>NO | COUNTY    | CHEM<br>USED | STATUS | FLUOR<br>START<br>DATE | POP<br>SERVED | NATURAL SYSTEMS<br>NAT<br>LEVEL | OPT<br>LEVEL |
|--|-----------------|-----------|--------------|--------|------------------------|---------------|---------------------------------|--------------|
| PARAGOULD  | 0000222         | GREENE    | NaSiF6       | ADJ    | 06/83                  | 15214         |                                 | 0.8          |
| OAK GROVE  | 0000221         | GREENE    |              | CONS   |                        | 765           |                                 |              |
| TOTAL POPULATION SERVED BY SOURCE WATER SYSTEM - - - - - |                 |           |              |        |                        | 15979         |                                 |              |
| PARKIN   | 0000160         | CROSS     | Acid         | ADJ    | 12/82                  | 2065          |                                 | 0.8          |
| PARKIN RURAL WATER ASSOC                                 | 0000662         | CROSS     |              | CONS   |                        | 1225          |                                 |              |
| TOTAL POPULATION SERVED BY SOURCE WATER SYSTEM - - - - - |                 |           |              |        |                        | 3290          |                                 |              |
| PIGGOTT  | 0000090         | CLAY      | Acid         | ADJ    | 02/83                  | 3762          |                                 | 0.8          |
| EASTERN CLAY COUNTY                                      | 0000733         | CLAY      |              | CONS   |                        | 800           |                                 |              |
| TOTAL POPULATION SERVED BY SOURCE WATER SYSTEM - - - - - |                 |           |              |        |                        | 4562          |                                 |              |
| PINE BLUFF   | 0000272         | JEFFERSON | Acid         | ADJ    | 03/69                  | 64000         |                                 | 0.8          |
| HARDIN   | 0000273         | JEFFERSON |              | CONS   |                        | 3325          |                                 |              |
| TOTAL POPULATION SERVED BY SOURCE WATER SYSTEM - - - - - |                 |           |              |        |                        | 67325         |                                 |              |
| POCAHONTAS   | 0000474         | RANDOLPH  | NaSiF6       | ADJ    | 08/67                  | 6800          |                                 | 0.8          |
| SHANNON  | 0000478         | RANDOLPH  |              | CONS   |                        | 310           |                                 |              |
| TOTAL POPULATION SERVED BY SOURCE WATER SYSTEM - - - - - |                 |           |              |        |                        | 7110          |                                 |              |
| PORTLAND   | 0000018         | ASHLEY    | NaSiF6       | ADJ    | 08/70                  | 850           |                                 | 0.8          |
| MONIROSE   | 0000020         | ASHLEY    |              | CONS   |                        | 600           |                                 |              |
| TOTAL POPULATION SERVED BY SOURCE WATER SYSTEM - - - - - |                 |           |              |        |                        | 1450          |                                 |              |
| PRESCOTT   | 0000394         | NEVADA    |              | NATL   |                        | 4000          |                                 | 1.0          |
| TOTAL POPULATION SERVED BY SOURCE WATER SYSTEM - - - - - |                 |           |              |        |                        | 4000          |                                 |              |
| RUSSELLVILLE   | 0000446         | POPE      | NaSiF6       | ADJ    | 02/60                  | 21000         |                                 | 0.8          |
| LONDON   | 0000443         | POPE      |              | CONS   |                        | 540           |                                 |              |
| TOTAL POPULATION SERVED BY SOURCE WATER SYSTEM - - - - - |                 |           |              |        |                        | 21540         |                                 |              |
| SEARCY   | 0000590         | WHITE     | NaSiF6       | ADJ    | 12/53                  | 13720         |                                 | 0.8          |
| FOUR MILE HILL   | 0000586         | WHITE     |              | CONS   |                        | 2079          |                                 |              |
| KENSETT  | 0000588         | WHITE     |              | CONS   |                        | 2100          |                                 |              |
| SE WHITE COUNTY ASSOC                                    | 0000594         | WHITE     |              | CONS   |                        | 4200          |                                 |              |
| SW WHITE COUNTY ASSOC                                    | 0000185         | WHITE     |              | CONS   |                        | 2700          |                                 |              |
| TOTAL POPULATION SERVED BY SOURCE WATER SYSTEM - - - - - |                 |           |              |        |                        | 24799         |                                 |              |

POPULATION SERVED FLUORIDATED DRINKING WATER BY SOURCE SYSTEM,  
 CONSECUTIVE SYSTEM, AND COUNTY WITHIN STATE (AS OF 12/31/85)

**ARKANSAS**

| WATER SYSTEM and<br>CONSECUTIVE SYSTEMS SERVED           | EPA<br>ID<br>NO | COUNTY            | CHEM<br>USED | STATUS | FLUOR<br>START<br>DATE | POP<br>SERVED | NATURAL SYSTEMS<br>NAT<br>LEVEL | OPT<br>LEVEL |
|--|-----------------|-------------------|--------------|--------|------------------------|---------------|---------------------------------|--------------|
| SHERIDAN   | 0000215         | GRANT             | NaSiF6       | ADJ    | 02/70                  | 4844          |                                 | 0.8          |
| LITTLE CREEK   | 0000214         | GRANT             |              | CONS   |                        | 1400          |                                 |              |
| SOUTH SHERIDAN   | 0000219         | GRANT             |              | CONS   |                        | 1750          |                                 |              |
| TOTAL POPULATION SERVED BY SOURCE WATER SYSTEM - - - - - |                 |                   |              |        |                        | 7994          |                                 |              |
| SPARKMAN   | 0000166         | DALLAS            |              |        |                        | 663           | 0.8                             |              |
| TOTAL POPULATION SERVED BY SOURCE WATER SYSTEM - - - - - |                 |                   |              |        |                        | 663           |                                 |              |
| SPRINGDALE   | 0000575         | BENTON/WASHINGTON | NaSiF6       | ADJ    | 09/78                  | 34013         |                                 | 0.9          |
| CAVE SPRINGS   | 0000043         | BENTON            |              | CONS   |                        | 480           |                                 |              |
| JOHNSON  | 0000571         | WASHINGTON        |              | CONS   |                        | 564           |                                 |              |
| LOWELL   | 0000050         | BENTON            |              | CONS   |                        | 923           |                                 |              |
| TONITOWN   | 0000566         | WASHINGTON        |              | CONS   |                        | 564           |                                 |              |
| TOTAL POPULATION SERVED BY SOURCE WATER SYSTEM - - - - - |                 |                   |              |        |                        | 36544         |                                 |              |
| ST PAUL  | 0000347         | MADISON           |              |        |                        | 158           | 1.5                             |              |
| TOTAL POPULATION SERVED BY SOURCE WATER SYSTEM - - - - - |                 |                   |              |        |                        | 158           |                                 |              |
| STUTTGART  | 0000013         | ARKANSAS          | NaSiF6       | ADJ    | 02/69                  | 11000         |                                 | 0.8          |
| GRAND PRAIRIE REGIONAL                                   | 0000738         | ARKANSAS          |              | CONS   |                        | 9912          |                                 |              |
| TOTAL POPULATION SERVED BY SOURCE WATER SYSTEM - - - - - |                 |                   |              |        |                        | 20912         |                                 |              |
| TRUMANN  | 0000435         | POINSETT          | NaSiF6       | ADJ    | 06/62                  | 6044          |                                 | 0.8          |
| TRUMANN RURAL  | 0000434         | POINSETT          |              | CONS   |                        | 1910          |                                 |              |
| TOTAL POPULATION SERVED BY SOURCE WATER SYSTEM - - - - - |                 |                   |              |        |                        | 7954          |                                 |              |
| WALNUT RIDGE   | 0000309         | LAWRENCE          | NaSiF6       | ADJ    | 01/52                  | 5000          |                                 | 0.8          |
| LAWRENCE CO  | 0000688         | LAWRENCE          |              | CONS   |                        | 1500          |                                 |              |
| TOTAL POPULATION SERVED BY SOURCE WATER SYSTEM - - - - - |                 |                   |              |        |                        | 6500          |                                 |              |
| WARREN   | 0000066         | BRADLEY           | Acid         | ADJ    | 10/61                  | 10000         |                                 | 0.8          |
| BRADLEY COUNTY   | 0000054         | BRADLEY           |              | CONS   |                        | 900           |                                 |              |
| TOTAL POPULATION SERVED BY SOURCE WATER SYSTEM - - - - - |                 |                   |              |        |                        | 10900         |                                 |              |
| WEST HELENA  | 0000416         | PHILLIPS          | NaSiF6       | ADJ    | 09/54                  | 11370         |                                 | 0.8          |
| BARTON-LEXA  | 0000415         | PHILLIPS          |              | CONS   |                        | 2400          |                                 |              |
| TOTAL POPULATION SERVED BY SOURCE WATER SYSTEM - - - - - |                 |                   |              |        |                        | 13770         |                                 |              |

POPULATION SERVED FLUORIDATED DRINKING WATER BY SOURCE SYSTEM,  
CONSECUTIVE SYSTEM, AND COUNTY WITHIN STATE (AS OF 12/31/85)

# ARKANSAS

| WATER SYSTEM and<br>CONSECUTIVE SYSTEMS SERVED           | EPA<br>ID<br>NO | COUNTY      | CHEM<br>USED | STATUS | FLUOR<br>START<br>DATE | POP<br>SERVED | NATURAL SYSTEMS<br>NAT OPT<br>LEVEL LEVEL |
|--|-----------------|-------------|--------------|--------|------------------------|---------------|---|
| WEST MEMPHIS   | 0000156         | CRITTENDEN  | Acid         | ADJ    | 04/62                  | 28140         | 0.8                                       |
| TOTAL POPULATION SERVED BY SOURCE WATER SYSTEM - - - - - |                 |             |              |        |                        | 28140         |   |
| WHITE HALL   | 0000285         | JEFFERSON   | Acid         | ADJ    | 07/83                  | 2214          | 0.8                                       |
| TOTAL POPULATION SERVED BY SOURCE WATER SYSTEM - - - - - |                 |             |              |        |                        | 2214          |   |
| WHITE RIVER RURAL  | 0000578         | WASHINGTON  |              | NATL   |                        | 2800          | 1.7                                       |
| TOTAL POPULATION SERVED BY SOURCE WATER SYSTEM - - - - - |                 |             |              |        |                        | 2800          |   |
| WILSON   | 0000370         | MISSISSIPPI | NaF          | ADJ    | 08/82                  | 1300          | 0.8                                       |
| CRAINE CO  | 0000457         | MISSISSIPPI |              | CONS   |                        | 72            |   |
| MARIE WATER ASSOC  | 0000382         | MISSISSIPPI |              | CONS   |                        | 287           |   |
| TOTAL POPULATION SERVED BY SOURCE WATER SYSTEM - - - - - |                 |             |              |        |                        | 1659          |   |
| WOODLAND HILLS WATER ASSOC                               | 0000491         | SALINE      |              | NATL   |                        | 1250          | 1.0                                       |
| TOTAL POPULATION SERVED BY SOURCE WATER SYSTEM - - - - - |                 |             |              |        |                        | 1250          |   |
| WYNNE  | 0000163         | CROSS       | Acid         | ADJ    | 03/55                  | 7805          | 0.8                                       |
| TOTAL POPULATION SERVED BY SOURCE WATER SYSTEM - - - - - |                 |             |              |        |                        | 7805          |   |
| YELLVILLE  | 0000356         | MARION      | Acid         | ADJ    | 08/82                  | 2000          | 0.8                                       |
| TOTAL POPULATION SERVED BY SOURCE WATER SYSTEM - - - - - |                 |             |              |        |                        | 2000          |   |

POPULATION SERVED FLUORIDATED DRINKING WATER BY SOURCE SYSTEM,  
 CONSECUTIVE SYSTEM, AND COUNTY WITHIN STATE (AS OF 12/31/85)

# CALIFORNIA

| WATER SYSTEM and<br>CONSECUTIVE SYSTEMS SERVED           | EPA<br>ID<br>NO | COUNTY       | CHEM<br>USED | STATUS | FLUOR<br>START<br>DATE | POP<br>SERVED | NATURAL SYSTEMS<br>NAT<br>LEVEL | OPT<br>LEVEL |
|--|-----------------|--------------|--------------|--------|------------------------|---------------|---------------------------------|--------------|
| ALAMEDA COUNTY WD  | 0110001         | ALAMEDA      |              | ADJ    | 06/71                  | 203477        |                                 | 1.0          |
| TOTAL POPULATION SERVED BY SOURCE WATER SYSTEM - - - - - |                 |              |              |        |                        | 203477        |                                 |              |
| ANTIOCH  | 0710001         | CONTRA COSTA |              | ADJ    | 08/52                  | 34950         |                                 | 1.0          |
| TOTAL POPULATION SERVED BY SOURCE WATER SYSTEM - - - - - |                 |              |              |        |                        | 34950         |                                 |              |
| ARCATA   | 1210001         | HUMBOLDT     |              | ADJ    | 01/64                  | 17500         |                                 | 1.0          |
| TOTAL POPULATION SERVED BY SOURCE WATER SYSTEM - - - - - |                 |              |              |        |                        | 17500         |                                 |              |
| BENECIA UTILITIES  | 4810001         | SOLANO       |              | ADJ    | 05/71                  | 17339         |                                 | 1.0          |
| TOTAL POPULATION SERVED BY SOURCE WATER SYSTEM - - - - - |                 |              |              |        |                        | 17339         |                                 |              |
| BEVERLY HILLS  | 1910156         | LOS ANGELES  |              | ADJ    | 03/74                  | 43000         |                                 | 1.0          |
| TOTAL POPULATION SERVED BY SOURCE WATER SYSTEM - - - - - |                 |              |              |        |                        | 43000         |                                 |              |
| BIG PINE   | 0600120         | INYO         | NaF          | ADJ    | 08/84                  | 200           |                                 | 1.0          |
| TOTAL POPULATION SERVED BY SOURCE WATER SYSTEM - - - - - |                 |              |              |        |                        | 200           |                                 |              |
| CALIFORNIA WATER SERVICE                                 | 0410005         | BUTTE        |              | ADJ    | 04/58                  | 11200         |                                 | 1.0          |
| TOTAL POPULATION SERVED BY SOURCE WATER SYSTEM - - - - - |                 |              |              |        |                        | 11200         |                                 |              |
| CITIZENS UTIL CO-ROSEMONT                                | 3410034         | SACRAMENTO   |              | ADJ    | 12/56                  | 18721         |                                 | 1.0          |
| TOTAL POPULATION SERVED BY SOURCE WATER SYSTEM - - - - - |                 |              |              |        |                        | 18721         |                                 |              |
| CONTRA COSTA WD  | 0710003         | CONTRA COSTA |              | ADJ    | 05/65                  | 158839        |                                 | 1.0          |
| TOTAL POPULATION SERVED BY SOURCE WATER SYSTEM - - - - - |                 |              |              |        |                        | 158839        |                                 |              |
| CRESCENT CITY  | 0810001         | DEL NORTE    |              | ADJ    | 11/69                  | 7500          |                                 | 1.0          |
| TOTAL POPULATION SERVED BY SOURCE WATER SYSTEM - - - - - |                 |              |              |        |                        | 7500          |                                 |              |
| DUBLIN-SAN RAMON SERVICE                                 | 0110009         | CONTRA COSTA |              | ADJ    | 04/80                  | 15642         |                                 | 1.0          |
| TOTAL POPULATION SERVED BY SOURCE WATER SYSTEM - - - - - |                 |              |              |        |                        | 15642         |                                 |              |
| EAST BAY MUD   | 0110005         | ALAMEDA      |              | ADJ    | 06/71                  | 1050000       |                                 | 1.0          |
| TOTAL POPULATION SERVED BY SOURCE WATER SYSTEM - - - - - |                 |              |              |        |                        | 1050000       |                                 |              |



POPULATION SERVED FLUORIDATED DRINKING WATER BY SOURCE SYSTEM,  
CONSECUTIVE SYSTEM, AND COUNTY WITHIN STATE (AS OF 12/31/85)

# CALIFORNIA

| WATER SYSTEM and<br>CONSECUTIVE SYSTEMS SERVED           | EPA<br>ID<br>NO | COUNTY         | CHEM<br>USED | STATUS | FLUOR<br>START<br>DATE | POP<br>SERVED | NATURAL SYSTEMS<br>NAT OPT<br>LEVEL LEVEL |
|--|-----------------|----------------|--------------|--------|------------------------|---------------|---|
| EUREKA   | 1210004         | HUMBOLDT       |              | ADJ    | 02/72                  | 25000         | 1.0                                       |
| TOTAL POPULATION SERVED BY SOURCE WATER SYSTEM - - - - - |                 |                |              |        |                        | 25000         |   |
| FAIRFIELD  | 4810003         | SOLANO         |              | ADJ    | 12/67                  | 59711         | 1.0                                       |
| TOTAL POPULATION SERVED BY SOURCE WATER SYSTEM - - - - - |                 |                |              |        |                        | 59711         |   |
| FOUNTAIN VALLEY  | 3010069         | ORANGE         |              | ADJ    | 06/73                  | 54500         | 1.0                                       |
| TOTAL POPULATION SERVED BY SOURCE WATER SYSTEM - - - - - |                 |                |              |        |                        | 54500         |   |
| FRESNO CO WATERWORKS 11                                  | 1000003         | FRESNO         | NaF          | ADJ    | 10/63                  | 630           | 1.0                                       |
| TOTAL POPULATION SERVED BY SOURCE WATER SYSTEM - - - - - |                 |                |              |        |                        | 630           |   |
| FRESNO CO WATERWORKS 14                                  | 1010038         | FRESNO         | Acid         | ADJ    | 10/68                  | 973           | 1.0                                       |
| TOTAL POPULATION SERVED BY SOURCE WATER SYSTEM - - - - - |                 |                |              |        |                        | 973           |   |
| FRESNO CO WATERWORKS 19                                  | 1010033         | FRESNO         | NaF          | ADJ    | 09/54                  | 1866          | 1.0                                       |
| TOTAL POPULATION SERVED BY SOURCE WATER SYSTEM - - - - - |                 |                |              |        |                        | 1866          |   |
| FRESNO CO WATERWORKS 27                                  | 1010048         | FRESNO         | NaF          | ADJ    | 03/71                  | 1029          | 1.0                                       |
| TOTAL POPULATION SERVED BY SOURCE WATER SYSTEM - - - - - |                 |                |              |        |                        | 1029          |   |
| FRESNO CO WATERWORKS 28                                  | 1000037         | FRESNO         | NaF          | ADJ    | 11/79                  | 300           | 1.0                                       |
| TOTAL POPULATION SERVED BY SOURCE WATER SYSTEM - - - - - |                 |                |              |        |                        | 300           |   |
| FT INDEPENDENCE  | 0600129         | INYO           | NaF          | ADJ    | 05/85                  | 45            | 1.0                                       |
| TOTAL POPULATION SERVED BY SOURCE WATER SYSTEM - - - - - |                 |                |              |        |                        | 45            |   |
| GRIDLEY  | 0410004         | BUTTE          |              | ADJ    | 05/54                  | 4188          | 1.0                                       |
| TOTAL POPULATION SERVED BY SOURCE WATER SYSTEM - - - - - |                 |                |              |        |                        | 4188          |   |
| HAVASU LAND TR PK-CHEMEHUEVI                             | 0600124         | SAN BERNARDINO |              | NATL   |                        | 100           | 0.9                                       |
| TOTAL POPULATION SERVED BY SOURCE WATER SYSTEM - - - - - |                 |                |              |        |                        | 100           |   |
| HAYWARD WS   | 0110006         | ALAMEDA        |              | ADJ    | 03/58                  | 96000         | 1.0                                       |
| TOTAL POPULATION SERVED BY SOURCE WATER SYSTEM - - - - - |                 |                |              |        |                        | 96000         |   |

POPULATION SERVED FLUORIDATED DRINKING WATER BY SOURCE SYSTEM,  
 CONSECUTIVE SYSTEM, AND COUNTY WITHIN STATE (AS OF 12/31/85)

**CALIFORNIA**

| WATER SYSTEM and<br>CONSECUTIVE SYSTEMS SERVED           | EPA<br>ID<br>NO | COUNTY       | CHEM<br>USED | STATUS | FLUOR<br>START<br>DATE | POP<br>SERVED | NATURAL SYSTEMS<br>NAT<br>LEVEL | OPT<br>LEVEL |
|--|-----------------|--------------|--------------|--------|------------------------|---------------|---------------------------------|--------------|
| HEALDSBURG   | 4910005         | SONOMA       |              | ADJ    | 11/53                  | 7217          |                                 | 1.0          |
| TOTAL POPULATION SERVED BY SOURCE WATER SYSTEM - - - - - |                 |              |              |        |                        | 7217          |                                 |              |
| HUNTINGTON BEACH   | 3010053         | ORANGE       |              | ADJ    | 07/73                  | 170505        |                                 | 1.0          |
| TOTAL POPULATION SERVED BY SOURCE WATER SYSTEM - - - - - |                 |              |              |        |                        | 170505        |                                 |              |
| LONG BEACH WD  | 1910065         | LOS ANGELES  |              | ADJ    | 06/71                  | 361334        |                                 | 1.0          |
| TOTAL POPULATION SERVED BY SOURCE WATER SYSTEM - - - - - |                 |              |              |        |                        | 361334        |                                 |              |
| LOS BANOS  | 2410005         | MERCED       |              | ADJ    | 03/58                  | 10341         |                                 | 1.0          |
| TOTAL POPULATION SERVED BY SOURCE WATER SYSTEM - - - - - |                 |              |              |        |                        | 10341         |                                 |              |
| LOYALTON   | 4610001         | SIERRA       |              | ADJ    | 05/68                  | 1030          |                                 | 1.0          |
| TOTAL POPULATION SERVED BY SOURCE WATER SYSTEM - - - - - |                 |              |              |        |                        | 1030          |                                 |              |
| MARIN MUNICIPAL WD                                       | 2110002         | MARIN        |              | ADJ    | 12/73                  | 149093        |                                 | 1.0          |
| TOTAL POPULATION SERVED BY SOURCE WATER SYSTEM - - - - - |                 |              |              |        |                        | 149093        |                                 |              |
| MARTINEZ   | 0910006         | CONTRA COSTA |              | ADJ    | 01/65                  | 27000         |                                 | 1.0          |
| TOTAL POPULATION SERVED BY SOURCE WATER SYSTEM - - - - - |                 |              |              |        |                        | 27000         |                                 |              |
| MERCED CITY WS   | 2410009         | MERCED       |              | ADJ    | 06/66                  | 36499         |                                 | 1.0          |
| TOTAL POPULATION SERVED BY SOURCE WATER SYSTEM - - - - - |                 |              |              |        |                        | 36499         |                                 |              |
| MORGAN HILL  | 4310006         | SANTA CLARA  |              | ADJ    | 11/56                  | 20000         |                                 | 1.0          |
| TOTAL POPULATION SERVED BY SOURCE WATER SYSTEM - - - - - |                 |              |              |        |                        | 20000         |                                 |              |
| PACIFIC LUMBER CO  | 1210010         | HUMBOLDT     |              | ADJ    | 10/62                  | 1200          |                                 | 1.0          |
| TOTAL POPULATION SERVED BY SOURCE WATER SYSTEM - - - - - |                 |              |              |        |                        | 1200          |                                 |              |
| PALO ALTO  | 4310009         | SANTA CLARA  |              | ADJ    | 06/56                  | 58000         |                                 | 1.0          |
| TOTAL POPULATION SERVED BY SOURCE WATER SYSTEM - - - - - |                 |              |              |        |                        | 58000         |                                 |              |
| PITTSBURG MUNICIPAL WATER                                | 0710008         | CONTRA COSTA |              | ADJ    | 04/65                  | 35036         |                                 | 1.0          |
| TOTAL POPULATION SERVED BY SOURCE WATER SYSTEM - - - - - |                 |              |              |        |                        | 35036         |                                 |              |

POPULATION SERVED FLUORIDATED DRINKING WATER BY SOURCE SYSTEM,  
CONSECUTIVE SYSTEM, AND COUNTY WITHIN STATE (AS OF 12/31/85)

# CALIFORNIA

| WATER SYSTEM and<br>CONSECUTIVE SYSTEMS SERVED           | EPA<br>ID<br>NO | COUNTY          | CHEM<br>USED | STATUS | FLUOR<br>START<br>DATE | POP<br>SERVED | NATURAL SYSTEMS<br>NAT OPT<br>LEVEL LEVEL |
|--|-----------------|-----------------|--------------|--------|------------------------|---------------|---|
| PLACERVILLE  | 0910003         | EL DORADO       |              | ADJ    | 10/56                  | 5600          | 1.0                                       |
| TOTAL POPULATION SERVED BY SOURCE WATER SYSTEM - - - - - |                 |                 |              |        |                        | 5600          |   |
| PLEASANTON   | 0110008         | ALAMEDA         |              | ADJ    | 03/54                  | 35160         | 1.0                                       |
| TOTAL POPULATION SERVED BY SOURCE WATER SYSTEM - - - - - |                 |                 |              |        |                        | 35160         |   |
| ROSEVILLE  | 3110008         | PLACER          |              | ADJ    | 10/67                  | 31000         | 1.0                                       |
| TOTAL POPULATION SERVED BY SOURCE WATER SYSTEM - - - - - |                 |                 |              |        |                        | 31000         |   |
| SAN FRANCISCO WD   | 3810001         | SAN FRANCISCO   |              | ADJ    | 08/52                  | 678974        | 1.0                                       |
| BRISBANE   | 4110002         | SAN MATEO       |              | CONS   |                        | 3034          |   |
| BURLINGAME   | 4110003         | SAN MATEO       |              | CONS   |                        | 27515         |   |
| CALIFORNIA WATER SERVICES                                | 4110009         | SAN MATEO       |              | CONS   |                        | 58644         |   |
| CALIFORNIA WATER SERVICES                                | 4110007         | SAN MATEO       |              | CONS   |                        | 36400         |   |
| CALIFORNIA WATER SERVICES                                | 4110008         | SAN MATEO       |              | CONS   |                        | 102700        |   |
| CALIFORNIA WATER SERVICES                                | 4110009         | SAN MATEO       |              | CONS   |                        | 58644         |   |
| DALY CITY  | 4110013         | SAN MATEO       |              | CONS   |                        | 82400         |   |
| HILLSBOROUGH   | 4110016         | SAN MATEO       |              | CONS   |                        | 11375         |   |
| MILLBRAE   | 4110018         | SAN MATEO       |              | CONS   |                        | 20058         |   |
| NORTH COAST CWD  | 4110025         | SAN MATEO       |              | CONS   |                        | 38000         |   |
| SAN BRUNO  | 4110023         | SAN MATEO       |              | CONS   |                        | 35417         |   |
| WESTBOROUGH CWD  | 4110027         | SAN MATEO       |              | CONS   |                        | 10400         |   |
| TOTAL POPULATION SERVED BY SOURCE WATER SYSTEM - - - - - |                 |                 |              |        |                        | 1163561       |   |
| SAN JOSE   | 4310020         | SANTA CLARA     |              | ADJ    | 09/65                  | 53336         | 1.0                                       |
| TOTAL POPULATION SERVED BY SOURCE WATER SYSTEM - - - - - |                 |                 |              |        |                        | 53336         |   |
| SAN LUIS OBISPO  | 4010009         | SAN LUIS OBISPO |              | ADJ    | 08/54                  | 52000         | 1.0                                       |
| TOTAL POPULATION SERVED BY SOURCE WATER SYSTEM - - - - - |                 |                 |              |        |                        | 52000         |   |
| STANFORD UNIVERSITY                                      | 4310013         | SANTA CLARA     |              | ADJ    | 04/70                  | 19000         | 1.0                                       |
| TOTAL POPULATION SERVED BY SOURCE WATER SYSTEM - - - - - |                 |                 |              |        |                        | 19000         |   |
| VACAVILLE  | 4810008         | SOLANO          |              | ADJ    | 02/75                  | 45000         | 1.0                                       |
| TOTAL POPULATION SERVED BY SOURCE WATER SYSTEM - - - - - |                 |                 |              |        |                        | 45000         |   |
| VALLEJO  | 4810007         | SOLANO          |              | ADJ    | 11/54                  | 95000         | 1.0                                       |
| TOTAL POPULATION SERVED BY SOURCE WATER SYSTEM - - - - - |                 |                 |              |        |                        | 95000         |   |

POPULATION SERVED FLUORIDATED DRINKING WATER BY SOURCE SYSTEM,  
CONSECUTIVE SYSTEM, AND COUNTY WITHIN STATE (AS OF 12/31/85)

# COLORADO

| WATER SYSTEM and<br>CONSECUTIVE SYSTEMS SERVED           | EPA<br>ID<br>NO | COUNTY     | CHEM<br>USED | STATUS | FLUOR<br>START<br>DATE | POP<br>SERVED | NATURAL SYSTEMS<br>NAT OPT<br>LEVEL LEVEL |
|--|-----------------|------------|--------------|--------|------------------------|---------------|---|
| A & B WATER ASSN   | 0055954         | PROWERS    |              | NATL   |                        | 160           | 1.0                                       |
| TOTAL POPULATION SERVED BY SOURCE WATER SYSTEM - - - - - |                 |            |              |        |                        | 160           |   |
| AA MOBILE HOME VILLAGE                                   | 0054205         | ADAMS      |              | NATL   |                        | 95            | 2.3                                       |
| TOTAL POPULATION SERVED BY SOURCE WATER SYSTEM - - - - - |                 |            |              |        |                        | 95            |   |
| AGATE  | 0055855         | ELBERT     |              | NATL   |                        | 100           | 0.7                                       |
| TOTAL POPULATION SERVED BY SOURCE WATER SYSTEM - - - - - |                 |            |              |        |                        | 100           |   |
| AKRON  | 0070193         | WASHINGTON |              | NATL   |                        | 1701          | 0.8                                       |
| TOTAL POPULATION SERVED BY SOURCE WATER SYSTEM - - - - - |                 |            |              |        |                        | 1701          |   |
| ALAMOSA  | 0049403         | ALAMOSA    | NaF          | ADJ    | 06/83                  | 6850          | 1.0                                       |
| TOTAL POPULATION SERVED BY SOURCE WATER SYSTEM - - - - - |                 |            |              |        |                        | 6850          |   |
| ANTONITO   | 0049486         | CONEJOS    | NaF          | ADJ    | 06/81                  | 1150          | 1.0                                       |
| TOTAL POPULATION SERVED BY SOURCE WATER SYSTEM - - - - - |                 |            |              |        |                        | 1150          |   |
| APOLLO ESTATES WA  | 0073684         | BOULDER    |              | NATL   |                        | 25            | 0.8                                       |
| TOTAL POPULATION SERVED BY SOURCE WATER SYSTEM - - - - - |                 |            |              |        |                        | 25            |   |
| ARAPAHOE ESTATES WD                                      | 0185017         | ARAPAHOE   |              | NATL   |                        | 100           | 2.9                                       |
| TOTAL POPULATION SERVED BY SOURCE WATER SYSTEM - - - - - |                 |            |              |        |                        | 100           |   |
| ARAPAHOE WATER CO  | 0070466         | CHEYENNE   |              | NATL   |                        | 110           | 0.8                                       |
| TOTAL POPULATION SERVED BY SOURCE WATER SYSTEM - - - - - |                 |            |              |        |                        | 110           |   |
| ARISTOCRAT RANCHETTES                                    | 0055350         | WELD       |              | NATL   |                        | 350           | 1.5                                       |
| TOTAL POPULATION SERVED BY SOURCE WATER SYSTEM - - - - - |                 |            |              |        |                        | 350           |   |
| ARVADA   | 0054684         | JEFFERSON  | NaSiF6       | ADJ    | 06/80                  | 90000         | 1.0                                       |
| TOTAL POPULATION SERVED BY SOURCE WATER SYSTEM - - - - - |                 |            |              |        |                        | 90000         |   |
| ASGARD SUBD WTR ASSN                                     |                 | GARFIELD   |              | NATL   |                        | 80            | 0.9                                       |
| TOTAL POPULATION SERVED BY SOURCE WATER SYSTEM - - - - - |                 |            |              |        |                        | 80            |   |

POPULATION SERVED FLUORIDATED DRINKING WATER BY SOURCE SYSTEM,  
 CONSECUTIVE SYSTEM, AND COUNTY WITHIN STATE (AS OF 12/31/85)

**COLORADO**

| WATER SYSTEM and<br>CONSECUTIVE SYSTEMS SERVED           | EPA<br>ID<br>NO | COUNTY  | CHEM<br>USED | STATUS | FLUOR<br>START<br>DATE | POP<br>SERVED | NATURAL SYSTEMS<br>NAT<br>LEVEL | OPT<br>LEVEL |
|--|-----------------|---------|--------------|--------|------------------------|---------------|---------------------------------|--------------|
| ASPEN  | 0050948         | PITKIN  | NaSiF6       | ADJ    | 12/80                  | 7000          |                                 | 1.0          |
| TOTAL POPULATION SERVED BY SOURCE WATER SYSTEM - - - - - |                 |         |              |        |                        | 7000          |                                 |              |
| ASPEN MESA ESTATES                                       | 0050625         | EAGLE   |              | NATL   |                        | 75            |                                 | 0.8          |
| TOTAL POPULATION SERVED BY SOURCE WATER SYSTEM - - - - - |                 |         |              |        |                        | 75            |                                 |              |
| AURORA   | 0054874         | ADAMS   | NaSiF6       | ADJ    | 08/84                  | 160000        |                                 | 1.0          |
| TOTAL POPULATION SERVED BY SOURCE WATER SYSTEM - - - - - |                 |         |              |        |                        | 160000        |                                 |              |
| AURORA MHP   | 0054122         | ADAMS   |              | NATL   |                        | 150           |                                 | 0.9          |
| TOTAL POPULATION SERVED BY SOURCE WATER SYSTEM - - - - - |                 |         |              |        |                        | 150           |                                 |              |
| AVONDALE W&S DIST  | 0052555         | PUEBLO  |              | NATL   |                        | 1175          |                                 | 1.3          |
| TOTAL POPULATION SERVED BY SOURCE WATER SYSTEM - - - - - |                 |         |              |        |                        | 1175          |                                 |              |
| BEEHIVE WATER CO   | 0056390         | OTERO   |              | NATL   |                        | 175           |                                 | 1.7          |
| TOTAL POPULATION SERVED BY SOURCE WATER SYSTEM - - - - - |                 |         |              |        |                        | 175           |                                 |              |
| BELLVIEW COLLEGE   | 0053967         | ADAMS   |              | NATL   |                        | 300           |                                 | 1.2          |
| TOTAL POPULATION SERVED BY SOURCE WATER SYSTEM - - - - - |                 |         |              |        |                        | 300           |                                 |              |
| BENCHMARK W&S DIST                                       | 0073635         | BOULDER |              | NATL   |                        | 28            |                                 | 1.6          |
| TOTAL POPULATION SERVED BY SOURCE WATER SYSTEM - - - - - |                 |         |              |        |                        | 28            |                                 |              |
| BENNET   | 0053744         | ADAMS   |              | NATL   |                        | 994           |                                 | 1.9          |
| TOTAL POPULATION SERVED BY SOURCE WATER SYSTEM - - - - - |                 |         |              |        |                        | 994           |                                 |              |
| BENT COUNTY MEM NURSING HOME                             | 0070482         | BENT    |              | NATL   |                        | 65            |                                 | 2.3          |
| TOTAL POPULATION SERVED BY SOURCE WATER SYSTEM - - - - - |                 |         |              |        |                        | 65            |                                 |              |
| BENT'S FORT WATER CO                                     | 0056309         | OTERO   |              | NATL   |                        | 1400          |                                 | 1.8          |
| TOTAL POPULATION SERVED BY SOURCE WATER SYSTEM - - - - - |                 |         |              |        |                        | 1400          |                                 |              |
| BERTHOUD   | 0055145         | LARIMER | NaF          | ADJ    | 06/60                  | 3200          |                                 | 1.0          |
| TOTAL POPULATION SERVED BY SOURCE WATER SYSTEM - - - - - |                 |         |              |        |                        | 3200          |                                 |              |

POPULATION SERVED FLUORIDATED DRINKING WATER BY SOURCE SYSTEM,  
CONSECUTIVE SYSTEM, AND COUNTY WITHIN STATE (AS OF 12/31/85).

# COLORADO

| WATER SYSTEM and<br>CONSECUTIVE SYSTEMS SERVED           | EPA<br>ID<br>NO | COUNTY     | CHEM<br>USED | STATUS | FLUOR<br>START<br>DATE | POP<br>SERVED | NATURAL SYSTEMS<br>NAT OPT<br>LEVEL LEVEL |
|--|-----------------|------------|--------------|--------|------------------------|---------------|---|
| BETHUNE  | 0069781         | KIT CARSON |              | NATL   |                        | 300           | 0.8                                       |
| TOTAL POPULATION SERVED BY SOURCE WATER SYSTEM - - - - - |                 |            |              |        |                        | 300           |   |
| BEVERLY HILLS MUT WAT CO                                 | 0055053         | DOUGLAS    |              | NATL   |                        | 65            | 1.0                                       |
| TOTAL POPULATION SERVED BY SOURCE WATER SYSTEM - - - - - |                 |            |              |        |                        | 65            |   |
| BIG SPRINGS TP   | 0196501         | CHAFFEE    |              | NATL   |                        | 50            | 0.7                                       |
| TOTAL POPULATION SERVED BY SOURCE WATER SYSTEM - - - - - |                 |            |              |        |                        | 50            |   |
| BLUE MOUNTAIN WD   | 0196600         | JEFFERSON  |              | NATL   |                        | 180           | 0.7                                       |
| TOTAL POPULATION SERVED BY SOURCE WATER SYSTEM - - - - - |                 |            |              |        |                        | 180           |   |
| BOONE  | 0052571         | PUEBLO     |              | NATL   |                        | 450           | 1.0                                       |
| TOTAL POPULATION SERVED BY SOURCE WATER SYSTEM - - - - - |                 |            |              |        |                        | 450           |   |
| BOULDER  | 0053397         | BOULDER    | NaSiF6       | ADJ    | 12/65                  | 96000         | 1.0                                       |
| TOTAL POPULATION SERVED BY SOURCE WATER SYSTEM - - - - - |                 |            |              |        |                        | 96000         |   |
| BRANDON WTR ASSN   | 0191478         | KIOWA      |              | NATL   |                        | 35            | 2.8                                       |
| TOTAL POPULATION SERVED BY SOURCE WATER SYSTEM - - - - - |                 |            |              |        |                        | 35            |   |
| BRECKENRIDGE   | 0050328         | SUMMIT     | NaF          | ADJ    | 11/85                  | 7000          | 1.0                                       |
| TOTAL POPULATION SERVED BY SOURCE WATER SYSTEM - - - - - |                 |            |              |        |                        | 7000          |   |
| BRIGGS DALE WATER CO                                     | 0055384         | WELD       |              | NATL   |                        | 75            | 0.8                                       |
| TOTAL POPULATION SERVED BY SOURCE WATER SYSTEM - - - - - |                 |            |              |        |                        | 75            |   |
| BRIGHTON   | 0053751         | ADAMS      |              | NATL   |                        | 13000         | 0.9                                       |
| TOTAL POPULATION SERVED BY SOURCE WATER SYSTEM - - - - - |                 |            |              |        |                        | 13000         |   |
| BRIGHTON MHP   | 0053934         | ADAMS      |              | NATL   |                        | 50            | 0.8                                       |
| TOTAL POPULATION SERVED BY SOURCE WATER SYSTEM - - - - - |                 |            |              |        |                        | 50            |   |
| BRISTOL W&S DIST   | 0055947         | PROWERS    |              | NATL   |                        | 250           | 1.3                                       |
| TOTAL POPULATION SERVED BY SOURCE WATER SYSTEM - - - - - |                 |            |              |        |                        | 250           |   |

POPULATION SERVED FLUORIDATED DRINKING WATER BY SOURCE SYSTEM,  
 CONSECUTIVE SYSTEM, AND COUNTY WITHIN STATE (AS OF 12/31/85)

**COLORADO**

| WATER SYSTEM and<br>CONSECUTIVE SYSTEMS SERVED           | EPA<br>ID<br>NO | COUNTY     | CHEM<br>USED | STATUS | FLUOR<br>START<br>DATE | POP<br>SERVED | NATURAL SYSTEMS |              |
|--|-----------------|------------|--------------|--------|------------------------|---------------|-----------------|--------------|
|  |                 |            |              |        |                        |               | NAT<br>LEVEL    | OPT<br>LEVEL |
| BROOK FOREST WD  | 0045676         | JEFFERSON  |              | NATL   |                        | 400           | 0.7             |              |
| TOTAL POPULATION SERVED BY SOURCE WATER SYSTEM - - - - - |                 |            |              |        |                        | 400           |                 |              |
| BROOMFIELD   | 0053405         | BOULDER    | Acid         | ADJ    | 10/81                  | 20000         |                 | 1.0          |
| TOTAL POPULATION SERVED BY SOURCE WATER SYSTEM - - - - - |                 |            |              |        |                        | 20000         |                 |              |
| BROWNSVILLE W&S DIST                                     | 0053413         | BOULDER    |              | NATL   |                        | 500           | 1.6             |              |
| TOTAL POPULATION SERVED BY SOURCE WATER SYSTEM - - - - - |                 |            |              |        |                        | 500           |                 |              |
| BUENA VISTA CORRECTIONAL FAC                             | 0052811         | BOULDER    |              | NATL   |                        | 625           | 0.9             |              |
| TOTAL POPULATION SERVED BY SOURCE WATER SYSTEM - - - - - |                 |            |              |        |                        | 625           |                 |              |
| BUFFALO MOUNTAIN METRO DIST                              | 0050419         | SUMMIT     |              | NATL   |                        | 1500          | 1.0             |              |
| TOTAL POPULATION SERVED BY SOURCE WATER SYSTEM - - - - - |                 |            |              |        |                        | 1500          |                 |              |
| BUFFALO PARK ASSN  | 0054569         | JEFFERSON  |              | NATL   |                        | 500           | 2.1             |              |
| TOTAL POPULATION SERVED BY SOURCE WATER SYSTEM - - - - - |                 |            |              |        |                        | 500           |                 |              |
| BURLINGTON   | 0069765         | KIT CARSON |              | NATL   |                        | 4000          | 1.3             |              |
| TOTAL POPULATION SERVED BY SOURCE WATER SYSTEM - - - - - |                 |            |              |        |                        | 4000          |                 |              |
| BYERS W&S DIST   | 0054858         | ARAPAHOE   |              | NATL   |                        | 1000          | 0.9             |              |
| TOTAL POPULATION SERVED BY SOURCE WATER SYSTEM - - - - - |                 |            |              |        |                        | 1000          |                 |              |
| CALHAN   | 0052084         | EL PASO    |              | NATL   |                        | 647           | 1.3             |              |
| TOTAL POPULATION SERVED BY SOURCE WATER SYSTEM - - - - - |                 |            |              |        |                        | 647           |                 |              |
| CAMPO  | 0056051         | BACA       |              | NATL   |                        | 185           | 1.2             |              |
| TOTAL POPULATION SERVED BY SOURCE WATER SYSTEM - - - - - |                 |            |              |        |                        | 185           |                 |              |
| CASCADE PUB SERV CO                                      | 0052019         | EL PASO    |              | NATL   |                        | 700           | 3.1             |              |
| TOTAL POPULATION SERVED BY SOURCE WATER SYSTEM - - - - - |                 |            |              |        |                        | 700           |                 |              |
| CASCADE VILLAGE  | 0186916         | SAN JUAN   |              | NATL   |                        | 25            | 1.0             |              |
| TOTAL POPULATION SERVED BY SOURCE WATER SYSTEM - - - - - |                 |            |              |        |                        | 25            |                 |              |

POPULATION SERVED FLUORIDATED DRINKING WATER BY SOURCE SYSTEM,  
CONSECUTIVE SYSTEM, AND COUNTY WITHIN STATE (AS OF 12/31/85)

## COLORADO

| WATER SYSTEM and<br>CONSECUTIVE SYSTEMS SERVED           | EPA<br>ID<br>NO | COUNTY   | CHEM<br>USED | STATUS | FLUOR<br>START<br>DATE | POP<br>SERVED | NATURAL SYSTEMS<br>NAT OPT<br>LEVEL LEVEL |
|--|-----------------|----------|--------------|--------|------------------------|---------------|---|
| CASTLE PINES METRO DIST                                  | 0187674         | DOUGLAS  |              | NATL   |                        | 100           | 0.8                                       |
| TOTAL POPULATION SERVED BY SOURCE WATER SYSTEM - - - - - |                 |          |              |        |                        | 100           |   |
| CENTER   | 0050211         | SAGUACHE | NaF          | ADJ    | 01/81                  | 1600          | 1.0                                       |
| TOTAL POPULATION SERVED BY SOURCE WATER SYSTEM - - - - - |                 |          |              |        |                        | 1600          |   |
| CHAMBERS ADDITION IMPROV                                 |                 | WELD     |              | NATL   |                        | 55            | 0.7                                       |
| TOTAL POPULATION SERVED BY SOURCE WATER SYSTEM - - - - - |                 |          |              |        |                        | 55            |   |
| CHARLOU PARK MUT WC                                      | 0054759         | ARAPAHOE |              | NATL   |                        | 80            | 1.5                                       |
| TOTAL POPULATION SERVED BY SOURCE WATER SYSTEM - - - - - |                 |          |              |        |                        | 80            |   |
| CHERAW   | 0056291         | OTERO    |              | NATL   |                        | 200           | 1.9                                       |
| TOTAL POPULATION SERVED BY SOURCE WATER SYSTEM - - - - - |                 |          |              |        |                        | 200           |   |
| CLIFTON WD   | 0051516         | MESA     | Acid         | ADJ    | 04/80                  | 15000         | 1.0                                       |
| TOTAL POPULATION SERVED BY SOURCE WATER SYSTEM - - - - - |                 |          |              |        |                        | 15000         |   |
| COLBRAN  | 0051524         | MESA     |              | NATL   |                        | 350           | 1.3                                       |
| TOTAL POPULATION SERVED BY SOURCE WATER SYSTEM - - - - - |                 |          |              |        |                        | 350           |   |
| COLORADO SPRINGS   | 0052258         | EL PASO  |              | NATL   |                        | 264000        | 1.9                                       |
| TOTAL POPULATION SERVED BY SOURCE WATER SYSTEM - - - - - |                 |          |              |        |                        | 264000        |   |
| COTTONWOOD MHP   | 0054106         | ADAMS    |              | NATL   |                        | 90            | 1.3                                       |
| TOTAL POPULATION SERVED BY SOURCE WATER SYSTEM - - - - - |                 |          |              |        |                        | 90            |   |
| COTTONWOOD SPRINGS MHP                                   |                 | GARFIELD |              | NATL   |                        | 80            | 1.2                                       |
| TOTAL POPULATION SERVED BY SOURCE WATER SYSTEM - - - - - |                 |          |              |        |                        | 80            |   |
| COUNTRY GARDENS MHP                                      | 0054197         | ARAPAHOE |              | NATL   |                        | 100           | 2.6                                       |
| TOTAL POPULATION SERVED BY SOURCE WATER SYSTEM - - - - - |                 |          |              |        |                        | 100           |   |
| CRAIG  | 0051490         | MOFFAT   | NaSiF6       | ADJ    | 04/53                  | 12000         | 1.0                                       |
| TOTAL POPULATION SERVED BY SOURCE WATER SYSTEM - - - - - |                 |          |              |        |                        | 12000         |   |



POPULATION SERVED FLUORIDATED DRINKING WATER BY SOURCE SYSTEM,  
 CONSECUTIVE SYSTEM, AND COUNTY WITHIN STATE (AS OF 12/31/85)

# COLORADO

| WATER SYSTEM and<br>CONSECUTIVE SYSTEMS SERVED           | EPA<br>ID<br>NO | COUNTY     | CHEM<br>USED | STATUS | FLUOR<br>START<br>DATE | POP<br>SERVED | NATURAL SYSTEMS |              |
|--|-----------------|------------|--------------|--------|------------------------|---------------|-----------------|--------------|
|  |                 |            |              |        |                        |               | NAT<br>LEVEL    | OPT<br>LEVEL |
| CRAWFORD   | 0056473         | DELTA      |              | NATL   |                        | 300           | 0.6             |              |
| TOTAL POPULATION SERVED BY SOURCE WATER SYSTEM - - - - - |                 |            |              |        |                        | 300           |                 |              |
| CRIPPLE CREEK  | 0052381         | TELLER     |              | NATL   |                        | 600           | 2.2             |              |
| TOTAL POPULATION SERVED BY SOURCE WATER SYSTEM - - - - - |                 |            |              |        |                        | 600           |                 |              |
| CRIPPLE CREEK MIN ESTS                                   | 0192260         | TELLER     |              | NATL   |                        | 600           | 0.0             |              |
| TOTAL POPULATION SERVED BY SOURCE WATER SYSTEM - - - - - |                 |            |              |        |                        | 600           |                 |              |
| CROWLEY  | 0186908         | CROWLEY    |              | NATL   |                        | 100           | 1.3             |              |
| TOTAL POPULATION SERVED BY SOURCE WATER SYSTEM - - - - - |                 |            |              |        |                        | 100           |                 |              |
| CROWLEY COUNTY WA  | 0055913         | CROWLEY    |              | NATL   |                        | 2650          | 1.1             |              |
| TOTAL POPULATION SERVED BY SOURCE WATER SYSTEM - - - - - |                 |            |              |        |                        | 2650          |                 |              |
| DEER TRAIL   | 0054541         | ARAPAHOE   |              | NATL   |                        | 493           | 0.7             |              |
| TOTAL POPULATION SERVED BY SOURCE WATER SYSTEM - - - - - |                 |            |              |        |                        | 493           |                 |              |
| DEL NORTE  | 0050138         | RIO GRANDE | NaF          | ADJ    | 09/82                  | 1800          |                 | 1.0          |
| TOTAL POPULATION SERVED BY SOURCE WATER SYSTEM - - - - - |                 |            |              |        |                        | 1800          |                 |              |
| DENVER   | 0054940         | DENVER     | NaSiF6       | ADJ    | 05/54                  | 1000000       |                 | 1.0          |
| ALAMEDA W&S DIST   |                 | DENVER     |              | CONS   |                        | 1274          |                 |              |
| AMES STREET WA   |                 | DENVER     |              | CONS   |                        | 45            |                 |              |
| BANCROFT-CLOVER W&S DIST                                 |                 | DENVER     |              | CONS   |                        | 22946         |                 |              |
| BEAR CREEK W&S DIST                                      |                 | DENVER     |              | CONS   |                        | 5383          |                 |              |
| BENNETT BEAR CK FARM WSD                                 |                 | DENVER     |              | CONS   |                        | 276           |                 |              |
| BERKELEY W&S DIST  |                 | DENVER     |              | CONS   |                        | 3286          |                 |              |
| BONVUE W&S DIST  |                 | DENVER     |              | CONS   |                        | 556           |                 |              |
| BOW MAR W&S DIST   |                 | DENVER     |              | CONS   |                        | 1046          |                 |              |
| BROOKRIDGE HEIGHTS WD                                    |                 | DENVER     |              | CONS   |                        | 1015          |                 |              |
| BROOMFIELD   |                 | DENVER     |              | CONS   |                        | 7287          |                 |              |
| CANITOE W&S DIST   |                 | DENVER     |              | CONS   |                        | 35            |                 |              |
| CASTLEWOOD WD  |                 | DENVER     |              | CONS   |                        | 2810          |                 |              |
| CEDAR CREST WD   |                 | DENVER     |              | CONS   |                        | 570           |                 |              |
| CHERRY CREEK VALLEY WD                                   |                 | DENVER     |              | CONS   |                        | 3559          |                 |              |
| CHERRY CREEK VIL WD                                      |                 | DENVER     |              | CONS   |                        | 1564          |                 |              |
| CHERRY HILL HGTS WD                                      |                 | DENVER     |              | CONS   |                        | 168           |                 |              |
| CHERRY HILLS NW&S DIST                                   |                 | DENVER     |              | CONS   |                        | 504           |                 |              |
| CHERRY HILLS PARK WC                                     |                 | DENVER     |              | CONS   |                        | 59            |                 |              |

POPULATION SERVED FLUORIDATED DRINKING WATER BY SOURCE SYSTEM,  
CONSECUTIVE SYSTEM, AND COUNTY WITHIN STATE (AS OF 12/31/85)

## COLORADO

| WATER SYSTEM and<br>CONSECUTIVE SYSTEMS SERVED | EPA<br>ID<br>NO | COUNTY | CHEM<br>USED | STATUS | FLUOR<br>START<br>DATE | POP<br>SERVED | NATURAL SYSTEMS |              |
|--|-----------------|--------|--------------|--------|------------------------|---------------|-----------------|--------------|
|  |                 |        |              |        |                        |               | NAT<br>LEVEL    | OPT<br>LEVEL |
| CHERRY HILLS SUBD WD                           |                 | DENVER |              | CONS   |                        | 49            |                 |              |
| CHERRY MOOR WD                                 |                 | DENVER |              | CONS   |                        | 59            |                 |              |
| CHERRYMOOR SOUTH WD                            |                 | DENVER |              | CONS   |                        | 192           |                 |              |
| CHERRYRIDGE W&S DIST                           |                 | DENVER |              | CONS   |                        | 259           |                 |              |
| CHERRYVILLE HEIGHTS WD                         |                 | DENVER |              | CONS   |                        | 329           |                 |              |
| COLUMBIA GARDENS                               |                 | DENVER |              | CONS   |                        | 1228          |                 |              |
| COLUMBINE W&SD                                 |                 | DENVER |              | CONS   |                        | 1697          |                 |              |
| CONSOLIDATED MUT WC                            | 0054668         | DENVER |              | CONS   |                        | 10500         |                 |              |
| CRESTVIEW W&S DIST                             | 0053736         | DENVER |              | CONS   |                        | 20000         |                 |              |
| EAST CHERRY HILLS WUA                          |                 | DENVER |              | CONS   |                        | 164           |                 |              |
| EAST WARREN WA                                 |                 | DENVER |              | CONS   |                        | 444           |                 |              |
| EAST WHEATRIDGE ASSN                           |                 | DENVER |              | CONS   |                        | 563           |                 |              |
| EDGEWATER                                      |                 | DENVER |              | CONS   |                        | 4826          |                 |              |
| FEHLMANN SUB WA                                |                 | DENVER |              | CONS   |                        | 52            |                 |              |
| GREEN MIN PK W&S DIST                          |                 | DENVER |              | CONS   |                        | 21360         |                 |              |
| GREENWOOD HILLS MUT WC                         |                 | DENVER |              | CONS   |                        | 262           |                 |              |
| HAVANA W&S DIST                                |                 | DENVER |              | CONS   |                        | 5225          |                 |              |
| HIGH VIEW WD                                   |                 | DENVER |              | CONS   |                        | 2586          |                 |              |
| HIGHLINE PARK, INC                             |                 | DENVER |              | CONS   |                        | 42            |                 |              |
| HILLCREST W&S DIST                             |                 | DENVER |              | CONS   |                        | 920           |                 |              |
| HOLLY HILLS W&SD                               |                 | DENVER |              | CONS   |                        | 2800          |                 |              |
| KELTON HGTS WD                                 |                 | DENVER |              | CONS   |                        | 784           |                 |              |
| KEN CARYL RANCH WD                             |                 | DENVER |              | CONS   |                        | 2621          |                 |              |
| KING, LLOYD J.                                 |                 | DENVER |              | CONS   |                        | 42            |                 |              |
| LAKEHURST W&S DIST                             |                 | DENVER |              | CONS   |                        | 11991         |                 |              |
| LAKWOOD  |                 | DENVER |              | CONS   |                        | 2516          |                 |              |
| LITTLETON                                      |                 | DENVER |              | CONS   |                        | 27128         |                 |              |
| LOCHMOOR W&S DIST                              |                 | DENVER |              | CONS   |                        | 182           |                 |              |
| LORETTO HGTS RE SUB WA                         |                 | DENVER |              | CONS   |                        | 91            |                 |              |
| MANSFIELD HGTS W&S DIST                        |                 | DENVER |              | CONS   |                        | 647           |                 |              |
| MARY LOU WD                                    |                 | DENVER |              | CONS   |                        | 1764          |                 |              |
| MEADE LANE WD                                  |                 | DENVER |              | CONS   |                        | 44            |                 |              |
| MEADOWBROOK WD                                 |                 | DENVER |              | CONS   |                        | 1424          |                 |              |
| MILLER HGTS WD                                 |                 | DENVER |              | CONS   |                        | 588           |                 |              |
| MOUNTAIN VIEW                                  |                 | DENVER |              | CONS   |                        | 801           |                 |              |
| N.WASHINGTON ST WSD                            |                 | DENVER |              | CONS   |                        | 19415         |                 |              |
| NORTH LINCOLN W&S DIST                         |                 | DENVER |              | CONS   |                        | 472           |                 |              |
| NORTH PECOS W&S DIST                           |                 | DENVER |              | CONS   |                        | 864           |                 |              |
| NORTHRIDGE MET DIST                            |                 | DENVER |              | CONS   |                        | 598           |                 |              |
| NORTHSIDE W&S DIST                             |                 | DENVER |              | CONS   |                        | 3689          |                 |              |
| PANORAMA PARK WA                               |                 | DENVER |              | CONS   |                        | 42            |                 |              |
| PLATTE CANYON W&S DIST                         |                 | DENVER |              | CONS   |                        | 17605         |                 |              |
| ROXY STONE                                     |                 | DENVER |              | CONS   |                        | 17            |                 |              |
| S SHERIDAN W&S DIST                            |                 | DENVER |              | CONS   |                        | 4301          |                 |              |
| S.UNIVERSITY PL WA                             |                 | DENVER |              | CONS   |                        | 91            |                 |              |
| SHERIDAN                                       |                 | DENVER |              | CONS   |                        | 4357          |                 |              |
| SOUTH CLARKSON W&S DIST                        |                 | DENVER |              | CONS   |                        | 136           |                 |              |

POPULATION SERVED FLUORIDATED DRINKING WATER BY SOURCE SYSTEM,  
 CONSECUTIVE SYSTEM, AND COUNTY WITHIN STATE (AS OF 12/31/85)

**COLORADO**

| WATER SYSTEM and<br>CONSECUTIVE SYSTEMS SERVED           | EPA<br>ID<br>NO | COUNTY    | CHEM<br>USED | STATUS | FLUOR<br>START<br>DATE | POP<br>SERVED | NATURAL SYSTEMS<br>NAT<br>LEVEL | OPT<br>LEVEL |
|--|-----------------|-----------|--------------|--------|------------------------|---------------|---------------------------------|--------------|
| SOUTH EAST WHEATRIDGE WA                                 |                 | DENVER    |              | CONS   |                        | 290           |                                 |              |
| SOUTHEAST ENGLEWOOD WD                                   |                 | DENVER    |              | CONS   |                        | 31405         |                                 |              |
| SOUTHGATE WD   |                 | DENVER    |              | CONS   |                        | 21861         |                                 |              |
| SOUTHWEST MET W&S DIST                                   |                 | DENVER    |              | CONS   |                        | 16978         |                                 |              |
| STEBBINS SUBD WC   |                 | DENVER    |              | CONS   |                        | 136           |                                 |              |
| STHWEST CHERRY HILLS WD                                  |                 | DENVER    |              | CONS   |                        | 840           |                                 |              |
| TAMARAC W&S DIST   |                 | DENVER    |              | CONS   |                        | 56            |                                 |              |
| VALLEY WD  |                 | DENVER    |              | CONS   |                        | 3269          |                                 |              |
| VILLAGE HTS ADD WD                                       |                 | DENVER    |              | CONS   |                        | 1001          |                                 |              |
| WELLMAN'S SUBD   |                 | DENVER    |              | CONS   |                        | 112           |                                 |              |
| WESTLAND WD  |                 | DENVER    |              | CONS   |                        | 157           |                                 |              |
| WHEAT RIDGE WD   |                 | DENVER    |              | CONS   |                        | 14357         |                                 |              |
| WILLOWBROOK W&S DIST                                     |                 | DENVER    |              | CONS   |                        | 2824          |                                 |              |
| TOTAL POPULATION SERVED BY SOURCE WATER SYSTEM - - - - - |                 |           |              |        |                        | 1321436       |                                 |              |
| DILLON   | 0050336         | SUMMIT    | NaF          | ADJ    | 12/82                  | 600           |                                 | 1.0          |
| TOTAL POPULATION SERVED BY SOURCE WATER SYSTEM - - - - - |                 |           |              |        |                        | 600           |                                 |              |
| DONALA W&SD  | 0052043         | EL PASO   |              | NATL   |                        | 300           |                                 | 1.0          |
| TOTAL POPULATION SERVED BY SOURCE WATER SYSTEM - - - - - |                 |           |              |        |                        | 300           |                                 |              |
| DUKES MHP  | 0054478         | JEFFERSON |              | NATL   |                        | 250           |                                 | 0.0          |
| TOTAL POPULATION SERVED BY SOURCE WATER SYSTEM - - - - - |                 |           |              |        |                        | 250           |                                 |              |
| DURANGO  | 0049809         | LA PLATA  | NaF          | ADJ    | 05/57                  | 16000         |                                 | 1.0          |
| TOTAL POPULATION SERVED BY SOURCE WATER SYSTEM - - - - - |                 |           |              |        |                        | 16000         |                                 |              |
| EADS   | 0056101         | KIOWA     |              | NATL   |                        | 900           |                                 | 1.2          |
| TOTAL POPULATION SERVED BY SOURCE WATER SYSTEM - - - - - |                 |           |              |        |                        | 900           |                                 |              |
| EAGLE  | 0050666         | EAGLE     | NaF          | ADJ    | 12/80                  | 1400          |                                 | 1.0          |
| TOTAL POPULATION SERVED BY SOURCE WATER SYSTEM - - - - - |                 |           |              |        |                        | 1400          |                                 |              |
| EAST ALAMOSA W&S DIST                                    | 0074419         | ALAMOSA   |              | NATL   |                        | 700           |                                 | 1.2          |
| TOTAL POPULATION SERVED BY SOURCE WATER SYSTEM - - - - - |                 |           |              |        |                        | 700           |                                 |              |
| EAST CHERRY CREEK VALLEY WD                              | 0199661         | ARAPAHOE  |              | NATL   |                        | 4100          |                                 | 2.0          |
| TOTAL POPULATION SERVED BY SOURCE WATER SYSTEM - - - - - |                 |           |              |        |                        | 4100          |                                 |              |

POPULATION SERVED FLUORIDATED DRINKING WATER BY SOURCE SYSTEM,  
 CONSECUTIVE SYSTEM, AND COUNTY WITHIN STATE (AS OF 12/31/85)

**COLORADO**

| WATER SYSTEM and<br>CONSECUTIVE SYSTEMS SERVED | EPA<br>ID<br>NO | COUNTY    | CHEM<br>USED | STATUS | FLUOR<br>START<br>DATE | POP<br>SERVED | NATURAL SYSTEMS<br>NAT OPT<br>LEVEL LEVEL |
|--|-----------------|-----------|--------------|--------|------------------------|---------------|---|
| EAST END WATER CO                              | 0056416         | OTERO     |              | NATL   |                        | 80            | 2.0                                       |
| TOTAL POPULATION SERVED BY SOURCE WATER SYSTEM |                 |           |              |        |                        | 80            |   |
| EAST VALLEY W&S DIST                           | 0054882         | ARAPAHOE  |              | NATL   |                        | 150           | 1.5                                       |
| TOTAL POPULATION SERVED BY SOURCE WATER SYSTEM |                 |           |              |        |                        | 150           |   |
| EASTLAKE WD                                    | 0053769         | ADAMS     |              | NATL   |                        | 142           | 1.9                                       |
| TOTAL POPULATION SERVED BY SOURCE WATER SYSTEM |                 |           |              |        |                        | 142           |   |
| EASTWOOD ESTATES WD                            | 0054114         | ADAMS     |              | NATL   |                        | 900           | 3.5                                       |
| TOTAL POPULATION SERVED BY SOURCE WATER SYSTEM |                 |           |              |        |                        | 900           |   |
| ECKLEY   | 0070730         | YUMA      |              | NATL   |                        | 162           | 1.3                                       |
| TOTAL POPULATION SERVED BY SOURCE WATER SYSTEM |                 |           |              |        |                        | 162           |   |
| ENGLEWOOD                                      | 0054833         | ARAPAHOE  |              | NATL   |                        | 37000         | 0.9                                       |
| TOTAL POPULATION SERVED BY SOURCE WATER SYSTEM |                 |           |              |        |                        | 37000         |   |
| EUREKA WATER CO                                | 0056325         | OTERO     |              | NATL   |                        | 430           | 1.3                                       |
| TOTAL POPULATION SERVED BY SOURCE WATER SYSTEM |                 |           |              |        |                        | 430           |   |
| EVERGREEN                                      | 0054650         | JEFFERSON | NaF          | ADJ    | 10/76                  | 6000          | 1.0                                       |
| TOTAL POPULATION SERVED BY SOURCE WATER SYSTEM |                 |           |              |        |                        | 6000          |   |
| FAYETTE WATER CO                               | 0056440         | OTERO     |              | NATL   |                        | 110           | 1.2                                       |
| TOTAL POPULATION SERVED BY SOURCE WATER SYSTEM |                 |           |              |        |                        | 110           |   |
| FEDERAL HEIGHTS WD                             | 0054890         | ADAMS     |              | NATL   |                        | 8000          | 1.2                                       |
| TOTAL POPULATION SERVED BY SOURCE WATER SYSTEM |                 |           |              |        |                        | 8000          |   |
| FESSLERS MHP                                   | 0031377         | CHAFFEE   |              | NATL   |                        | 130           | 0.7                                       |
| TOTAL POPULATION SERVED BY SOURCE WATER SYSTEM |                 |           |              |        |                        | 130           |   |
| FLEMING  | 0070540         | LOGAN     |              | NATL   |                        | 400           | 0.7                                       |
| TOTAL POPULATION SERVED BY SOURCE WATER SYSTEM |                 |           |              |        |                        | 400           |   |

POPULATION SERVED FLUORIDATED DRINKING WATER BY SOURCE SYSTEM,  
CONSECUTIVE SYSTEM, AND COUNTY WITHIN STATE (AS OF 12/31/85)

# COLORADO

| WATER SYSTEM and<br>CONSECUTIVE SYSTEMS SERVED           | EPA<br>ID<br>NO | COUNTY   | CHEM<br>USED | STATUS | FLUOR<br>START<br>DATE | POP<br>SERVED | NATURAL SYSTEMS |              |
|--|-----------------|----------|--------------|--------|------------------------|---------------|-----------------|--------------|
|  |                 |          |              |        |                        |               | NAT<br>LEVEL    | OPT<br>LEVEL |
| FLORISSANT ESTATES WTR SERV                              | 0192294         | TELLER   |              |        | NATL                   | 60            | 1.9             |              |
| TOTAL POPULATION SERVED BY SOURCE WATER SYSTEM - - - - - |                 |          |              |        |                        | 60            |                 |              |
| FOREST VIEW ACRES WD                                     | 0070615         | EL PASO  |              |        | NATL                   | 400           | 1.5             |              |
| TOTAL POPULATION SERVED BY SOURCE WATER SYSTEM - - - - - |                 |          |              |        |                        | 400           |                 |              |
| FORT MORGAN  | 0070714         | MORGAN   |              |        | NATL                   | 9000          | 0.7             |              |
| TOTAL POPULATION SERVED BY SOURCE WATER SYSTEM - - - - - |                 |          |              |        |                        | 9000          |                 |              |
| FOUNTAIN   | 0052241         | EL PASO  |              |        | NATL                   | 6500          | 1.8             |              |
| TOTAL POPULATION SERVED BY SOURCE WATER SYSTEM - - - - - |                 |          |              |        |                        | 6500          |                 |              |
| FOUNTAIN VALLEY AUTH                                     | 0186064         | EL PASO  |              |        | NATL                   | 35000         | 0.7             |              |
| TOTAL POPULATION SERVED BY SOURCE WATER SYSTEM - - - - - |                 |          |              |        |                        | 35000         |                 |              |
| FOWLER   | 0056283         | OTERO    |              |        | NATL                   | 2000          | 1.6             |              |
| TOTAL POPULATION SERVED BY SOURCE WATER SYSTEM - - - - - |                 |          |              |        |                        | 2000          |                 |              |
| FOXHILLS HOMEOWNER'S ASSN                                | 0187807         | WELD     |              |        | NATL                   | 35            | 1.4             |              |
| TOTAL POPULATION SERVED BY SOURCE WATER SYSTEM - - - - - |                 |          |              |        |                        | 35            |                 |              |
| FOXBRIDGE FARM MHP                                       | 0054817         | ARAPAHOE |              |        | NATL                   | 1400          | 3.8             |              |
| TOTAL POPULATION SERVED BY SOURCE WATER SYSTEM - - - - - |                 |          |              |        |                        | 1400          |                 |              |
| FREDERICK  | 0055475         | WELD     |              |        | NATL                   | 1500          | 0.8             |              |
| TOTAL POPULATION SERVED BY SOURCE WATER SYSTEM - - - - - |                 |          |              |        |                        | 1500          |                 |              |
| FT COLLINS   | 0055236         | LARIMER  | NaSiF6       | ADJ    | 12/67                  | 65000         |                 | 1.0          |
| TOTAL POPULATION SERVED BY SOURCE WATER SYSTEM - - - - - |                 |          |              |        |                        | 65000         |                 |              |
| FT COLLINS-LOVELAND WD                                   | 0073619         | LARIMER  |              | ADJ    |                        | 13000         |                 | 1.0          |
| EAST LARIMER CO WD                                       | 0073593         | LARIMER  |              | CONS   |                        | 15000         |                 |              |
| NORTH WELD COUNTY WD                                     | 0055616         | WELD     |              | CONS   |                        | 3240          |                 |              |
| TOTAL POPULATION SERVED BY SOURCE WATER SYSTEM - - - - - |                 |          |              |        |                        | 31240         |                 |              |
| FT LUPTON  | 0055467         | WELD     |              |        | NATL                   | 4000          | 1.2             |              |
| TOTAL POPULATION SERVED BY SOURCE WATER SYSTEM - - - - - |                 |          |              |        |                        | 4000          |                 |              |

POPULATION SERVED FLUORIDATED DRINKING WATER BY SOURCE SYSTEM,  
CONSECUTIVE SYSTEM, AND COUNTY WITHIN STATE (AS OF 12/31/85)

## COLORADO

| WATER SYSTEM and<br>CONSECUTIVE SYSTEMS SERVED | EPA<br>ID<br>NO | COUNTY    | CHEM<br>USED | STATUS | FLUOR<br>START<br>DATE | POP<br>SERVED  | NATURAL SYSTEMS |              |
|--|-----------------|-----------|--------------|--------|------------------------|--|-----------------|--------------|
|  |                 |           |              |        |                        |  | NAT<br>LEVEL    | OPT<br>LEVEL |
| FT LYONS VA HOSPITAL                           | 0070490         | BENT      |              | NATL   |                        | 1100   | 1.5             |              |
|  |                 |           |              |        |                        | TOTAL POPULATION SERVED BY SOURCE WATER SYSTEM - - - - - | 1100            |              |
| GALAMB MHP                                     | 0161125         | ADAMS     |              | NATL   |                        | 80   | 3.0             |              |
|  |                 |           |              |        |                        | TOTAL POPULATION SERVED BY SOURCE WATER SYSTEM - - - - - | 80              |              |
| GALETON WTR CO                                 | 0055483         | WELD      |              | NATL   |                        | 112  | 0.8             |              |
|  |                 |           |              |        |                        | TOTAL POPULATION SERVED BY SOURCE WATER SYSTEM - - - - - | 112             |              |
| GARCIA DOMESTIC WUA                            | 0049585         |           |              | NATL   |                        | 80   | 0.6             |              |
|  |                 |           |              |        |                        | TOTAL POPULATION SERVED BY SOURCE WATER SYSTEM - - - - - | 80              |              |
| GARDEN VALLEY W&S DIST                         | 0052209         | EL PASO   |              | NATL   |                        | 1350   | 2.8             |              |
|  |                 |           |              |        |                        | TOTAL POPULATION SERVED BY SOURCE WATER SYSTEM - - - - - | 1350            |              |
| GARDNER W&SD                                   | 0053017         | HUERFANO  |              | NATL   |                        | 170  | 0.6             |              |
|  |                 |           |              |        |                        | TOTAL POPULATION SERVED BY SOURCE WATER SYSTEM - - - - - | 170             |              |
| GATEWAY CAMPGROUND                             | 0187815         | WELD      |              | NATL   |                        | 80   | 0.9             |              |
|  |                 |           |              |        |                        | TOTAL POPULATION SERVED BY SOURCE WATER SYSTEM - - - - - | 80              |              |
| GILCREST                                       | 0055491         | WELD      |              | NATL   |                        | 382  | 1.0             |              |
|  |                 |           |              |        |                        | TOTAL POPULATION SERVED BY SOURCE WATER SYSTEM - - - - - | 382             |              |
| GLENDALE                                       | 0054825         | ARAPAHOE  |              | NATL   |                        | 2500   | 0.8             |              |
|  |                 |           |              |        |                        | TOTAL POPULATION SERVED BY SOURCE WATER SYSTEM - - - - - | 2500            |              |
| GOLDEN   | 0054643         | JEFFERSON |              | NATL   |                        | 13800  | 0.6             |              |
|  |                 |           |              |        |                        | TOTAL POPULATION SERVED BY SOURCE WATER SYSTEM - - - - - | 13800           |              |
| GRACE MAR WUA                                  | 0053447         | BOULDER   |              | NATL   |                        | 50   | 1.5             |              |
|  |                 |           |              |        |                        | TOTAL POPULATION SERVED BY SOURCE WATER SYSTEM - - - - - | 50              |              |
| GRANADA  | 0056010         | PROWERS   |              | NATL   |                        | 450  | 1.2             |              |
|  |                 |           |              |        |                        | TOTAL POPULATION SERVED BY SOURCE WATER SYSTEM - - - - - | 450             |              |

POPULATION SERVED FLUORIDATED DRINKING WATER BY SOURCE SYSTEM,  
CONSECUTIVE SYSTEM, AND COUNTY WITHIN STATE (AS OF 12/31/85)

## COLORADO

| WATER SYSTEM and<br>CONSECUTIVE SYSTEMS SERVED           | EPA<br>ID<br>NO    | COUNTY       | CHEM<br>USED | STATUS      | FLUOR<br>START<br>DATE | POP<br>SERVED | NATURAL SYSTEMS<br>NAT OPT<br>LEVEL LEVEL |
|--|--------------------|--------------|--------------|-------------|------------------------|---------------|---|
| GRANADA WATER ASSN                                       | 0056028            | PROWERS      |              | NATL        |                        | 350           | 1.3                                       |
| TOTAL POPULATION SERVED BY SOURCE WATER SYSTEM - - - - - |                    |              |              |             |                        | 350           |   |
| GRANBY   | 0051623            | GRAND        |              | ADJ         | 09/82                  | 1400          | 1.0                                       |
| TOTAL POPULATION SERVED BY SOURCE WATER SYSTEM - - - - - |                    |              |              |             |                        | 1400          |   |
| GRAND JUNCTION   | 0051581            | MESA         | NaSiF6       | ADJ         | 07/51                  | 20000         | 1.0                                       |
| TOTAL POPULATION SERVED BY SOURCE WATER SYSTEM - - - - - |                    |              |              |             |                        | 20000         |   |
| GRANDVIEW MHP  | 0199175            | EL PASO      |              | NATL        |                        | 120           | 0.7                                       |
| TOTAL POPULATION SERVED BY SOURCE WATER SYSTEM - - - - - |                    |              |              |             |                        | 120           |   |
| GRANDVIEW MOTEL & MHP                                    | 0041269            | LA PLATA     |              | NATL        |                        | 50            | 0.6                                       |
| TOTAL POPULATION SERVED BY SOURCE WATER SYSTEM - - - - - |                    |              |              |             |                        | 50            |   |
| GRANDVIEW WA   | 0052035            | EL PASO      |              | NATL        |                        | 75            | 2.6                                       |
| TOTAL POPULATION SERVED BY SOURCE WATER SYSTEM - - - - - |                    |              |              |             |                        | 75            |   |
| GREELEY<br>WINDSOR                                       | 0055509<br>0055715 | WELD<br>WELD | NaSiF6       | ADJ<br>CONS | 12/54                  | 65000<br>2000 | 1.0                                       |
| TOTAL POPULATION SERVED BY SOURCE WATER SYSTEM - - - - - |                    |              |              |             |                        | 67000         |   |
| GREEN ACRES MHP-AURORA                                   | 0053959            | ADAMS        |              | NATL        |                        | 350           | 1.5                                       |
| TOTAL POPULATION SERVED BY SOURCE WATER SYSTEM - - - - - |                    |              |              |             |                        | 350           |   |
| GREEN MOUNTAIN FALLS                                     | 0071068            | EL PASO      |              | NATL        |                        | 458           | 0.9                                       |
| TOTAL POPULATION SERVED BY SOURCE WATER SYSTEM - - - - - |                    |              |              |             |                        | 458           |   |
| HANCOCK WATER CO   | 0056218            | OTERO        |              | NATL        |                        | 100           | 1.4                                       |
| TOTAL POPULATION SERVED BY SOURCE WATER SYSTEM - - - - - |                    |              |              |             |                        | 100           |   |
| HARTMAN  | 0055962            | PROWERS      |              | NATL        |                        | 129           | 1.9                                       |
| TOTAL POPULATION SERVED BY SOURCE WATER SYSTEM - - - - - |                    |              |              |             |                        | 129           |   |
| HASTY WATER CO   | 0070508            | BENT         |              | NATL        |                        | 250           | 2.8                                       |
| TOTAL POPULATION SERVED BY SOURCE WATER SYSTEM - - - - - |                    |              |              |             |                        | 250           |   |

POPULATION SERVED FLUORIDATED DRINKING WATER BY SOURCE SYSTEM,  
 CONSECUTIVE SYSTEM, AND COUNTY WITHIN STATE (AS OF 12/31/85)

# COLORADO

| WATER SYSTEM and<br>CONSECUTIVE SYSTEMS SERVED           | EPA<br>ID<br>NO | COUNTY   | CHEM<br>USED | STATUS | FLUOR<br>START<br>DATE | POP<br>SERVED | NATURAL SYSTEMS<br>NAT OPT<br>LEVEL LEVEL |
|--|-----------------|----------|--------------|--------|------------------------|---------------|---|
| HASWELL  | 0056119         | KIOWA    |              | NATL   |                        | 140           | 2.5                                       |
| TOTAL POPULATION SERVED BY SOURCE WATER SYSTEM - - - - - |                 |          |              |        |                        | 140           |   |
| HAXTUN   | 0069948         | PHILLIPS |              | NATL   |                        | 1009          | 0.7                                       |
| TOTAL POPULATION SERVED BY SOURCE WATER SYSTEM - - - - - |                 |          |              |        |                        | 1009          |   |
| HAYDEN   | 0051250         | ROUIT    | NaSiF6       | ADJ    | 01/60                  | 1800          | 1.0                                       |
| TOTAL POPULATION SERVED BY SOURCE WATER SYSTEM - - - - - |                 |          |              |        |                        | 1800          |   |
| HAZELTINE HTS W&S DIST                                   | 0053884         | ADAMS    |              | NATL   |                        | 250           | 2.6                                       |
| TOTAL POPULATION SERVED BY SOURCE WATER SYSTEM - - - - - |                 |          |              |        |                        | 250           |   |
| HI-LAND ACRES W&S DIST                                   | 0158915         | ADAMS    |              | NATL   |                        | 325           | 1.7                                       |
| TOTAL POPULATION SERVED BY SOURCE WATER SYSTEM - - - - - |                 |          |              |        |                        | 325           |   |
| HIGH PLAINS WTR USERS ASSN                               | 0053777         | ADAMS    |              | NATL   |                        | 350           | 1.6                                       |
| TOTAL POPULATION SERVED BY SOURCE WATER SYSTEM - - - - - |                 |          |              |        |                        | 350           |   |
| HIGH VALLEY ESTATES MHP                                  | 0191874         | ALAMOSA  |              | NATL   |                        | 36            | 0.7                                       |
| TOTAL POPULATION SERVED BY SOURCE WATER SYSTEM - - - - - |                 |          |              |        |                        | 36            |   |
| HIGHLAND LAKES WD  | 0052332         | TELLER   |              | NATL   |                        | 160           | 1.7                                       |
| TOTAL POPULATION SERVED BY SOURCE WATER SYSTEM - - - - - |                 |          |              |        |                        | 160           |   |
| HILLCREST VILLAGE MHP                                    | 0054189         | ADAMS    |              | NATL   |                        | 1500          | 0.8                                       |
| TOTAL POPULATION SERVED BY SOURCE WATER SYSTEM - - - - - |                 |          |              |        |                        | 1500          |   |
| HILLTOP WATER CO   | 0056275         | OTERO    |              | NATL   |                        | 450           | 1.6                                       |
| TOTAL POPULATION SERVED BY SOURCE WATER SYSTEM - - - - - |                 |          |              |        |                        | 450           |   |
| HOLBROOK CENTER WA                                       | 0056374         | OTERO    |              | NATL   |                        | 80            | 1.6                                       |
| TOTAL POPULATION SERVED BY SOURCE WATER SYSTEM - - - - - |                 |          |              |        |                        | 80            |   |
| HOLLY  | 0056002         | PROWERS  |              | NATL   |                        | 1050          | 1.0                                       |
| TOTAL POPULATION SERVED BY SOURCE WATER SYSTEM - - - - - |                 |          |              |        |                        | 1050          |   |



POPULATION SERVED FLUORIDATED DRINKING WATER BY SOURCE SYSTEM,  
CONSECUTIVE SYSTEM, AND COUNTY WITHIN STATE (AS OF 12/31/85)

# COLORADO

| WATER SYSTEM and<br>CONSECUTIVE SYSTEMS SERVED           | EPA<br>ID<br>NO | COUNTY    | CHEM<br>USED | STATUS | FLUOR<br>START<br>DATE | POP<br>SERVED | NATURAL SYSTEMS |              |
|--|-----------------|-----------|--------------|--------|------------------------|---------------|-----------------|--------------|
|  |                 |           |              |        |                        |               | NAT<br>LEVEL    | OPT<br>LEVEL |
| HOLLY MUTUAL WC  | 0054767         | ARAPAHOE  |              |        | NATL                   | 175           | 1.1             |              |
| TOTAL POPULATION SERVED BY SOURCE WATER SYSTEM - - - - - |                 |           |              |        |                        | 175           |                 |              |
| HOLYOKE  | 0069955         | PHILLIPS  |              |        | NATL                   | 2200          | 0.7             |              |
| TOTAL POPULATION SERVED BY SOURCE WATER SYSTEM - - - - - |                 |           |              |        |                        | 2200          |                 |              |
| HOMESTEAD SUBD   | 0183756         | MORGAN    |              |        | NATL                   | 40            | 1.2             |              |
| TOTAL POPULATION SERVED BY SOURCE WATER SYSTEM - - - - - |                 |           |              |        |                        | 40            |                 |              |
| HOMESTEAD WIR SYS  | 0075267         | JEFFERSON |              |        | NATL                   | 130           | 2.5             |              |
| TOTAL POPULATION SERVED BY SOURCE WATER SYSTEM - - - - - |                 |           |              |        |                        | 130           |                 |              |
| HOOVER HILLS W&SD  |                 | BOULDER   |              |        | NATL                   | 25            | 1.0             |              |
| TOTAL POPULATION SERVED BY SOURCE WATER SYSTEM - - - - - |                 |           |              |        |                        | 25            |                 |              |
| HOTCHKISS  | 0049635         | DELTA     | NaF          | ADJ    | 06/84                  | 1100          |                 | 1.0          |
| TOTAL POPULATION SERVED BY SOURCE WATER SYSTEM - - - - - |                 |           |              |        |                        | 1100          |                 |              |
| HUAJATOLLA WD  | 0128561         | HUERFANO  |              |        | NATL                   | 100           | 0.6             |              |
| TOTAL POPULATION SERVED BY SOURCE WATER SYSTEM - - - - - |                 |           |              |        |                        | 100           |                 |              |
| HUDSON   | 0055525         | WELD      |              |        | NATL                   | 540           | 0.9             |              |
| TOTAL POPULATION SERVED BY SOURCE WATER SYSTEM - - - - - |                 |           |              |        |                        | 540           |                 |              |
| HUGO   | 0055806         | LINCOLN   |              |        | NATL                   | 990           | 0.9             |              |
| TOTAL POPULATION SERVED BY SOURCE WATER SYSTEM - - - - - |                 |           |              |        |                        | 990           |                 |              |
| HUNNICUTT WATER SUPPLY                                   | 0056168         | OTERO     |              |        | NATL                   | 55            | 1.9             |              |
| TOTAL POPULATION SERVED BY SOURCE WATER SYSTEM - - - - - |                 |           |              |        |                        | 55            |                 |              |
| IDLEDALE   | 0054627         | JEFFERSON |              |        | NATL                   | 350           | 1.1             |              |
| TOTAL POPULATION SERVED BY SOURCE WATER SYSTEM - - - - - |                 |           |              |        |                        | 350           |                 |              |
| INSPIRATION VALLEY MHP                                   | 0054460         | JEFFERSON |              |        | NATL                   | 325           | 1.4             |              |
| TOTAL POPULATION SERVED BY SOURCE WATER SYSTEM - - - - - |                 |           |              |        |                        | 325           |                 |              |

POPULATION SERVED FLUORIDATED DRINKING WATER BY SOURCE SYSTEM,  
 CONSECUTIVE SYSTEM, AND COUNTY WITHIN STATE (AS OF 12/31/85)

**COLORADO**

| WATER SYSTEM and<br>CONSECUTIVE SYSTEMS SERVED           | EPA<br>ID<br>NO | COUNTY   | CHEM<br>USED | STATUS | FLUOR<br>START<br>DATE | POP<br>SERVED | NATURAL SYSTEMS |              |
|--|-----------------|----------|--------------|--------|------------------------|---------------|-----------------|--------------|
|  |                 |          |              |        |                        |               | NAT<br>LEVEL    | OPT<br>LEVEL |
| IRONDALE MHP   | 0140947         | ADAMS    |              |        | NATL                   | 100           | 1.1             |              |
| TOTAL POPULATION SERVED BY SOURCE WATER SYSTEM - - - - - |                 |          |              |        |                        | 100           |                 |              |
| JOHNSONS VILLAGE MHP                                     | 0031542         | CHAFFEE  |              |        | NATL                   | 100           | 0.8             |              |
| TOTAL POPULATION SERVED BY SOURCE WATER SYSTEM - - - - - |                 |          |              |        |                        | 100           |                 |              |
| JOHNSTOWN  | 0055533         | WELD     | NaSiF6       | ADJ    | 09/82                  | 1200          |                 | 1.0          |
| TOTAL POPULATION SERVED BY SOURCE WATER SYSTEM - - - - - |                 |          |              |        |                        | 1200          |                 |              |
| JOSEPH WATER CORP  | 0070607         | PUEBLO   |              |        | NATL                   | 200           | 1.3             |              |
| TOTAL POPULATION SERVED BY SOURCE WATER SYSTEM - - - - - |                 |          |              |        |                        | 200           |                 |              |
| KEENSBURG  | 0055541         | WELD     |              |        | NATL                   | 550           | 3.5             |              |
| TOTAL POPULATION SERVED BY SOURCE WATER SYSTEM - - - - - |                 |          |              |        |                        | 550           |                 |              |
| KING'S TRAILER CT  | 0187617         | LOGAN    |              |        | NATL                   | 95            | 2.7             |              |
| TOTAL POPULATION SERVED BY SOURCE WATER SYSTEM - - - - - |                 |          |              |        |                        | 95            |                 |              |
| KIT CARSON   | 0069526         | CHEYENNE |              |        | NATL                   | 305           | 1.4             |              |
| TOTAL POPULATION SERVED BY SOURCE WATER SYSTEM - - - - - |                 |          |              |        |                        | 305           |                 |              |
| KREMMLING  | 0051656         | GRAND    | NaF          | ADJ    | 09/82                  | 1500          |                 | 1.0          |
| TOTAL POPULATION SERVED BY SOURCE WATER SYSTEM - - - - - |                 |          |              |        |                        | 1500          |                 |              |
| LA JUNTA   | 0056333         | OTERO    |              |        | NATL                   | 9000          | 1.3             |              |
| TOTAL POPULATION SERVED BY SOURCE WATER SYSTEM - - - - - |                 |          |              |        |                        | 9000          |                 |              |
| LA PLATA VISTA HOMEOWNERS ASSN                           |                 | LA PLATA |              |        | NATL                   | 25            | 1.5             |              |
| TOTAL POPULATION SERVED BY SOURCE WATER SYSTEM - - - - - |                 |          |              |        |                        | 25            |                 |              |
| LA SALLE   | 0055566         | WELD     |              |        | NATL                   | 1890          | 1.2             |              |
| TOTAL POPULATION SERVED BY SOURCE WATER SYSTEM - - - - - |                 |          |              |        |                        | 1890          |                 |              |
| LAFAYETTE  | 0053488         | BOULDER  | NaSiF6       | ADJ    | 08/52                  | 10800         |                 | 1.0          |
| TOTAL POPULATION SERVED BY SOURCE WATER SYSTEM - - - - - |                 |          |              |        |                        | 10800         |                 |              |

POPULATION SERVED FLUORIDATED DRINKING WATER BY SOURCE SYSTEM,  
CONSECUTIVE SYSTEM, AND COUNTY WITHIN STATE (AS OF 12/31/85)

# COLORADO

| WATER SYSTEM and<br>CONSECUTIVE SYSTEMS SERVED           | EPA<br>ID<br>NO | COUNTY  | CHEM<br>USED | STATUS | FLUOR<br>START<br>DATE | POP<br>SERVED | NATURAL SYSTEMS<br>NAT OPT<br>LEVEL LEVEL |
|--|-----------------|---------|--------------|--------|------------------------|---------------|---|
| LAKE FOREST MUTUAL WC                                    | 0184861         | GRAND   |              |        | NATL                   | 35            | 1.2                                       |
| TOTAL POPULATION SERVED BY SOURCE WATER SYSTEM - - - - - |                 |         |              |        |                        | 35            |   |
| LAKE FORK TR CT  | 0052951         | LAKE    |              |        | NATL                   | 100           | 0.6                                       |
| TOTAL POPULATION SERVED BY SOURCE WATER SYSTEM - - - - - |                 |         |              |        |                        | 100           |   |
| LAMAR  | 0055996         | PROWERS | NaF          | ADJ    | 06/84                  | 10500         | 1.0                                       |
| TOTAL POPULATION SERVED BY SOURCE WATER SYSTEM - - - - - |                 |         |              |        |                        | 10500         |   |
| LARK MEADOWS WD  | 0053504         | BOULDER |              |        | NATL                   | 29            | 0.9                                       |
| TOTAL POPULATION SERVED BY SOURCE WATER SYSTEM - - - - - |                 |         |              |        |                        | 29            |   |
| LAS ANIMAS   | 0069443         | BENT    |              |        | NATL                   | 3000          | 2.0                                       |
| TOTAL POPULATION SERVED BY SOURCE WATER SYSTEM - - - - - |                 |         |              |        |                        | 3000          |   |
| LAZEAR WC  | 0070748         | DELTA   |              |        | NATL                   | 60            | 0.8                                       |
| TOTAL POPULATION SERVED BY SOURCE WATER SYSTEM - - - - - |                 |         |              |        |                        | 60            |   |
| LAZY DAYS MHV  | 0079871         | EL PASO |              |        | NATL                   | 95            | 0.6                                       |
| TOTAL POPULATION SERVED BY SOURCE WATER SYSTEM - - - - - |                 |         |              |        |                        | 95            |   |
| LEFTHAND W & S DIST                                      | 0072603         | BOULDER |              |        | NATL                   | 180           | 0.8                                       |
| TOTAL POPULATION SERVED BY SOURCE WATER SYSTEM - - - - - |                 |         |              |        |                        | 180           |   |
| LIMON  | 0055780         | LINCOLN |              |        | NATL                   | 2000          | 0.8                                       |
| TOTAL POPULATION SERVED BY SOURCE WATER SYSTEM - - - - - |                 |         |              |        |                        | 2000          |   |
| LITTLE GEM MHP   | 0068023         | TELLER  |              |        | NATL                   | 26            | 1.7                                       |
| TOTAL POPULATION SERVED BY SOURCE WATER SYSTEM - - - - - |                 |         |              |        |                        | 26            |   |
| LITTLE THOMPSON / CENTRAL WELD                           | 0055244         | LARIMER | NaSiF6       | ADJ    | 04/81                  | 21850         | 1.0                                       |
| CENTRAL WELD CO WD                                       | 0055392         | WELD    |              |        | CONS                   | 3000          |   |
| NORTH CARTER LAKE W & SD                                 | 0070391         | LARIMER |              |        | CONS                   | 125           |   |
| TOTAL POPULATION SERVED BY SOURCE WATER SYSTEM - - - - - |                 |         |              |        |                        | 24975         |   |
| LOCHBUIE   | 0055574         | WELD    |              |        | NATL                   | 895           | 1.7                                       |
| TOTAL POPULATION SERVED BY SOURCE WATER SYSTEM - - - - - |                 |         |              |        |                        | 895           |   |

POPULATION SERVED FLUORIDATED DRINKING WATER BY SOURCE SYSTEM,  
CONSECUTIVE SYSTEM, AND COUNTY WITHIN STATE (AS OF 12/31/85)

# COLORADO

| WATER SYSTEM and<br>CONSECUTIVE SYSTEMS SERVED           | EPA<br>ID<br>NO | COUNTY    | CHEM<br>USED | STATUS | FLUOR<br>START<br>DATE | POP<br>SERVED | NATURAL SYSTEMS |              |
|--|-----------------|-----------|--------------|--------|------------------------|---------------|-----------------|--------------|
|  |                 |           |              |        |                        |               | NAT<br>LEVEL    | OPT<br>LEVEL |
| LOG LANE VILLAGE   | 0070698         | MORGAN    |              |        | NATL                   | 550           | 0.9             |              |
| TOTAL POPULATION SERVED BY SOURCE WATER SYSTEM - - - - - |                 |           |              |        |                        | 550           |                 |              |
| LONGMONT   | 0053520         | BOULDER   | NaSiF6       | ADJ    | 09/58                  | 53500         |                 | 1.0          |
| TOTAL POPULATION SERVED BY SOURCE WATER SYSTEM - - - - - |                 |           |              |        |                        | 53500         |                 |              |
| LONGS PEAK WD  | 0053538         | BOULDER   | NaF          | ADJ    | 07/84                  | 2500          |                 | 1.0          |
| TOTAL POPULATION SERVED BY SOURCE WATER SYSTEM - - - - - |                 |           |              |        |                        | 2500          |                 |              |
| LOUISVILLE   | 0053546         | BOULDER   | NaF          | ADJ    | 09/82                  | 9400          |                 | 1.0          |
| TOTAL POPULATION SERVED BY SOURCE WATER SYSTEM - - - - - |                 |           |              |        |                        | 9400          |                 |              |
| LOUVIERS MUT SVC CO                                      | 0055095         | DOUGLAS   |              |        | NATL                   | 300           | 1.6             |              |
| TOTAL POPULATION SERVED BY SOURCE WATER SYSTEM - - - - - |                 |           |              |        |                        | 300           |                 |              |
| LOVELAND   | 0055251         | LARIMER   | NaSiF6       | ADJ    | 07/54                  | 38250         |                 | 1.0          |
| TOTAL POPULATION SERVED BY SOURCE WATER SYSTEM - - - - - |                 |           |              |        |                        | 38250         |                 |              |
| MANITOU SPRINGS  | 0052191         | EL PASO   |              |        | NATL                   | 4500          | 2.7             |              |
| TOTAL POPULATION SERVED BY SOURCE WATER SYSTEM - - - - - |                 |           |              |        |                        | 4500          |                 |              |
| MANZANOLA  | 0056267         | OTERO     |              |        | NATL                   | 438           | 1.6             |              |
| TOTAL POPULATION SERVED BY SOURCE WATER SYSTEM - - - - - |                 |           |              |        |                        | 438           |                 |              |
| MAPLE GROVE WD   | 0053561         | BOULDER   |              |        | NATL                   | 50            | 0.7             |              |
| TOTAL POPULATION SERVED BY SOURCE WATER SYSTEM - - - - - |                 |           |              |        |                        | 50            |                 |              |
| MASONS TRLR PARK   | 0054353         | JEFFERSON |              |        | NATL                   | 30            | 3.6             |              |
| TOTAL POPULATION SERVED BY SOURCE WATER SYSTEM - - - - - |                 |           |              |        |                        | 30            |                 |              |
| MAY VALLEY WATER ASSN                                    | 0055988         | PROWERS   |              |        | NATL                   | 1600          | 1.6             |              |
| TOTAL POPULATION SERVED BY SOURCE WATER SYSTEM - - - - - |                 |           |              |        |                        | 1600          |                 |              |
| MCCLAVE WATER ASSN                                       | 0070524         | BENT      |              |        | NATL                   | 375           | 2.7             |              |
| TOTAL POPULATION SERVED BY SOURCE WATER SYSTEM - - - - - |                 |           |              |        |                        | 375           |                 |              |

POPULATION SERVED FLUORIDATED DRINKING WATER BY SOURCE SYSTEM,  
CONSECUTIVE SYSTEM, AND COUNTY WITHIN STATE (AS OF 12/31/85)

# COLORADO

| WATER SYSTEM and<br>CONSECUTIVE SYSTEMS SERVED           | EPA<br>ID<br>NO | COUNTY     | CHEM<br>USED | STATUS | FLUOR<br>START<br>DATE | POP<br>SERVED | NATURAL SYSTEMS<br>NAT OPT<br>LEVEL LEVEL |
|--|-----------------|------------|--------------|--------|------------------------|---------------|---|
| MERINO   | 0705656         | LOGAN      |              | NATL   |                        | 307           | 0.9                                       |
| TOTAL POPULATION SERVED BY SOURCE WATER SYSTEM - - - - - |                 |            |              |        |                        | 307           |   |
| MILLARDS MHP   | 0068916         | MONROSE    |              | NATL   |                        | 70            | 0.6                                       |
| TOTAL POPULATION SERVED BY SOURCE WATER SYSTEM - - - - - |                 |            |              |        |                        | 70            |   |
| MINTURN  | 0050690         | EAGLE      | NaF          | ADJ    | 04/81                  | 1500          | 1.0                                       |
| TOTAL POPULATION SERVED BY SOURCE WATER SYSTEM - - - - - |                 |            |              |        |                        | 1500          |   |
| MODEL WTR USERS ASSN                                     | 0052720         | LAS ANIMAS |              | NATL   |                        | 50            | 3.6                                       |
| TOTAL POPULATION SERVED BY SOURCE WATER SYSTEM - - - - - |                 |            |              |        |                        | 50            |   |
| MONUMENT   | 0052183         | EL PASO    |              | NATL   |                        | 690           | 1.4                                       |
| TOTAL POPULATION SERVED BY SOURCE WATER SYSTEM - - - - - |                 |            |              |        |                        | 690           |   |
| MOORE'S MHP  | 0083626         | BENT       |              | NATL   |                        | 40            | 2.1                                       |
| TOTAL POPULATION SERVED BY SOURCE WATER SYSTEM - - - - - |                 |            |              |        |                        | 40            |   |
| MOUNTAIN MUTUAL WTR ASSN                                 | 0192260         | TELLER     |              | NATL   |                        | 600           | 2.7                                       |
| TOTAL POPULATION SERVED BY SOURCE WATER SYSTEM - - - - - |                 |            |              |        |                        | 600           |   |
| MOUNTAIN SHADOWS MOBILE ESTATE                           | 0052472         | PUEBLO     |              | NATL   |                        | 160           | 0.8                                       |
| TOTAL POPULATION SERVED BY SOURCE WATER SYSTEM - - - - - |                 |            |              |        |                        | 160           |   |
| MOUNTAIN VIEW WUA  | 0053785         | ADAMS      |              | NATL   |                        | 384           | 1.5                                       |
| TOTAL POPULATION SERVED BY SOURCE WATER SYSTEM - - - - - |                 |            |              |        |                        | 384           |   |
| MOUNTAIN VILLAGE METRO DIST                              |                 | SAN JUAN   |              | NATL   |                        | 158           | 1.8                                       |
| TOTAL POPULATION SERVED BY SOURCE WATER SYSTEM - - - - - |                 |            |              |        |                        | 158           |   |
| MOUNTAIN W&SD  | 0054437         | JEFFERSON  |              | NATL   |                        | 600           | 0.9                                       |
| TOTAL POPULATION SERVED BY SOURCE WATER SYSTEM - - - - - |                 |            |              |        |                        | 600           |   |
| MT WERNER W&SD   | 0051268         | ROUTT      | NaSiF6       | ADJ    | 03/81                  | 2500          | 1.0                                       |
| STEAMBOAT SPRINGS  | 0051367         | ROUTT      |              | CONS   |                        | 4600          |   |
| TOTAL POPULATION SERVED BY SOURCE WATER SYSTEM - - - - - |                 |            |              |        |                        | 7100          |   |

POPULATION SERVED FLUORIDATED DRINKING WATER BY SOURCE SYSTEM,  
 CONSECUTIVE SYSTEM, AND COUNTY WITHIN STATE (AS OF 12/31/85)

**COLORADO**

| WATER SYSTEM and<br>CONSECUTIVE SYSTEMS SERVED           | EPA<br>ID<br>NO | COUNTY   | CHEM<br>USED | STATUS | FLUOR<br>START<br>DATE | POP<br>SERVED | NATURAL SYSTEMS<br>NAT OPT<br>LEVEL LEVEL |
|--|-----------------|----------|--------------|--------|------------------------|---------------|---|
| MIN FUELS SUPPLY-POWDER WASH                             | 0056986         | MOFFAT   |              | NATL   |                        | 75            | 1.6                                       |
| TOTAL POPULATION SERVED BY SOURCE WATER SYSTEM - - - - - |                 |          |              |        |                        | 75            |   |
| MIN MEADOWS MHP & CAMPGROUND                             | 0183806         | TELLER   |              | NATL   |                        | 80            | 1.8                                       |
| TOTAL POPULATION SERVED BY SOURCE WATER SYSTEM - - - - - |                 |          |              |        |                        | 80            |   |
| MIN VIEW VILL MHP  | 0054387         | LAKE     |              | NATL   |                        | 45            | 2.4                                       |
| TOTAL POPULATION SERVED BY SOURCE WATER SYSTEM - - - - - |                 |          |              |        |                        | 45            |   |
| NAVAJO WESTERN WD  | 0171462         | HUERFANO |              | NATL   |                        | 90            | 0.6                                       |
| TOTAL POPULATION SERVED BY SOURCE WATER SYSTEM - - - - - |                 |          |              |        |                        | 90            |   |
| NEWDALE-GRAND VALLEY WC                                  | 0056259         | OTERO    |              | NATL   |                        | 625           | 1.1                                       |
| TOTAL POPULATION SERVED BY SOURCE WATER SYSTEM - - - - - |                 |          |              |        |                        | 625           |   |
| NORAD VIEW TRLR PK                                       | 0079863         | EL PASO  |              | NATL   |                        | 45            | 2.4                                       |
| TOTAL POPULATION SERVED BY SOURCE WATER SYSTEM - - - - - |                 |          |              |        |                        | 45            |   |
| NORTH GLENN  | 0184044         | ADAMS    |              | NATL   |                        | 32000         | 0.6                                       |
| TOTAL POPULATION SERVED BY SOURCE WATER SYSTEM - - - - - |                 |          |              |        |                        | 32000         |   |
| NORTH HURON WD   | 0055608         | WELD     |              | NATL   |                        | 80            | 3.1                                       |
| TOTAL POPULATION SERVED BY SOURCE WATER SYSTEM - - - - - |                 |          |              |        |                        | 80            |   |
| NORTH WASHINGTON WJA                                     | 0053793         | ADAMS    |              | NATL   |                        | 140           | 1.9                                       |
| TOTAL POPULATION SERVED BY SOURCE WATER SYSTEM - - - - - |                 |          |              |        |                        | 140           |   |
| NUNN   | 0055624         | WELD     |              | NATL   |                        | 300           | 0.8                                       |
| TOTAL POPULATION SERVED BY SOURCE WATER SYSTEM - - - - - |                 |          |              |        |                        | 300           |   |
| OAK CREEK  | 0051276         | ROUTT    | NaF          | ADJ    | 07/85                  | 1000          | 1.0                                       |
| TOTAL POPULATION SERVED BY SOURCE WATER SYSTEM - - - - - |                 |          |              |        |                        | 1000          |   |
| OLNEY SPRINGS  | 0055905         | CROWLEY  |              | NATL   |                        | 350           | 1.1                                       |
| TOTAL POPULATION SERVED BY SOURCE WATER SYSTEM - - - - - |                 |          |              |        |                        | 350           |   |

POPULATION SERVED FLUORIDATED DRINKING WATER BY SOURCE SYSTEM,  
CONSECUTIVE SYSTEM, AND COUNTY WITHIN STATE (AS OF 12/31/85)

## COLORADO

| WATER SYSTEM and<br>CONSECUTIVE SYSTEMS SERVED           | EPA<br>ID<br>NO | COUNTY     | CHEM<br>USED | STATUS | FLUOR<br>START<br>DATE | POP<br>SERVED | NATURAL SYSTEMS |              |
|--|-----------------|------------|--------------|--------|------------------------|---------------|-----------------|--------------|
|  |                 |            |              |        |                        |               | NAT<br>LEVEL    | OPT<br>LEVEL |
| ORCHARD GROVE TP   | 0053603         | BOULDER    |              | NATL   |                        | 430           | 0.8             |              |
| TOTAL POPULATION SERVED BY SOURCE WATER SYSTEM - - - - - |                 |            |              |        |                        | 430           |                 |              |
| ORCHARD HILLS MUT WC                                     | 0054734         | ARAPAHOE   |              | NATL   |                        | 125           | 1.3             |              |
| TOTAL POPULATION SERVED BY SOURCE WATER SYSTEM - - - - - |                 |            |              |        |                        | 125           |                 |              |
| ORDWAY   |                 | CROWLEY    |              | NATL   |                        | 1800          | 0.9             |              |
| TOTAL POPULATION SERVED BY SOURCE WATER SYSTEM - - - - - |                 |            |              |        |                        | 1800          |                 |              |
| OTIS   | 0070185         | WASHINGTON |              | NATL   |                        | 550           | 0.8             |              |
| TOTAL POPULATION SERVED BY SOURCE WATER SYSTEM - - - - - |                 |            |              |        |                        | 550           |                 |              |
| OVERLAND WC  |                 | DENVER     |              | NATL   |                        | 75            | 1.5             |              |
| TOTAL POPULATION SERVED BY SOURCE WATER SYSTEM - - - - - |                 |            |              |        |                        | 75            |                 |              |
| OVERLOOK MUT WC  | 0051995         | EL PASO    |              | NATL   |                        | 50            | 3.1             |              |
| TOTAL POPULATION SERVED BY SOURCE WATER SYSTEM - - - - - |                 |            |              |        |                        | 50            |                 |              |
| OVID   | 0070151         | SEDGWICK   |              | NATL   |                        | 435           | 0.6             |              |
| TOTAL POPULATION SERVED BY SOURCE WATER SYSTEM - - - - - |                 |            |              |        |                        | 435           |                 |              |
| PAGELS TRLR CT   | 0141440         | MORGAN     |              | NATL   |                        | 250           | 0.8             |              |
| TOTAL POPULATION SERVED BY SOURCE WATER SYSTEM - - - - - |                 |            |              |        |                        | 250           |                 |              |
| PALISADE   | 0051565         | MESA       | NaSiF6       | ADJ    | 12/52                  | 2500          | 1.0             |              |
| TOTAL POPULATION SERVED BY SOURCE WATER SYSTEM - - - - - |                 |            |              |        |                        | 2500          |                 |              |
| PALMER LAKE  | 0052142         | EL PASO    |              | NATL   |                        | 1130          | 1.7             |              |
| TOTAL POPULATION SERVED BY SOURCE WATER SYSTEM - - - - - |                 |            |              |        |                        | 1130          |                 |              |
| PALMER LAKE MHP  | 0052068         | EL PASO    |              | NATL   |                        | 190           | 0.9             |              |
| TOTAL POPULATION SERVED BY SOURCE WATER SYSTEM - - - - - |                 |            |              |        |                        | 190           |                 |              |
| PANORAMA PK MUT WAT USERS                                | 0053611         | BOULDER    |              | NATL   |                        | 130           | 0.9             |              |
| TOTAL POPULATION SERVED BY SOURCE WATER SYSTEM - - - - - |                 |            |              |        |                        | 130           |                 |              |

POPULATION SERVED FLUORIDATED DRINKING WATER BY SOURCE SYSTEM,  
 CONSECUTIVE SYSTEM, AND COUNTY WITHIN STATE (AS OF 12/31/85)

# COLORADO

| WATER SYSTEM and<br>CONSECUTIVE SYSTEMS SERVED           | EPA<br>ID<br>NO | COUNTY    | CHEM<br>USED | STATUS | FLUOR<br>START<br>DATE | POP<br>SERVED | NATURAL SYSTEMS<br>NAT OPT<br>LEVEL LEVEL |
|--|-----------------|-----------|--------------|--------|------------------------|---------------|---|
| PANORAMIC MESA SUBD                                      | 0117093         | GARFIELD  |              | NATL   |                        | 60            | 0.8                                       |
| TOTAL POPULATION SERVED BY SOURCE WATER SYSTEM - - - - - |                 |           |              |        |                        | 60            |   |
| PAOLI  |                 | PHILLIPS  |              | NATL   |                        | 92            | 0.6                                       |
| TOTAL POPULATION SERVED BY SOURCE WATER SYSTEM - - - - - |                 |           |              |        |                        | 92            |   |
| PAONIA   | 0049650         | DELTA     | NaF          | ADJ    | 09/82                  | 2500          | 1.0                                       |
| TOTAL POPULATION SERVED BY SOURCE WATER SYSTEM - - - - - |                 |           |              |        |                        | 2500          |   |
| PARADISE ACRES MHP                                       | 0195420         | CHAFFEE   |              | NATL   |                        | 50            | 2.8                                       |
| TOTAL POPULATION SERVED BY SOURCE WATER SYSTEM - - - - - |                 |           |              |        |                        | 50            |   |
| PARK CENTER WATER DIST                                   | 0052670         | FREMONT   |              | NATL   |                        | 2200          | 1.5                                       |
| TOTAL POPULATION SERVED BY SOURCE WATER SYSTEM - - - - - |                 |           |              |        |                        | 2200          |   |
| PARK FOREST WD   | 0052092         | EL PASO   |              | NATL   |                        | 500           | 1.3                                       |
| TOTAL POPULATION SERVED BY SOURCE WATER SYSTEM - - - - - |                 |           |              |        |                        | 500           |   |
| PARK WATER CO  | 0054692         | JEFFERSON |              | NATL   |                        | 125           | 0.7                                       |
| TOTAL POPULATION SERVED BY SOURCE WATER SYSTEM - - - - - |                 |           |              |        |                        | 125           |   |
| PARKDALE WATER CO  | 0056192         | OTERO     |              | NATL   |                        | 50            | 1.1                                       |
| TOTAL POPULATION SERVED BY SOURCE WATER SYSTEM - - - - - |                 |           |              |        |                        | 50            |   |
| PARKER W&SD  | 0055046         | DOUGLAS   |              | NATL   |                        | 1200          | 1.5                                       |
| TOTAL POPULATION SERVED BY SOURCE WATER SYSTEM - - - - - |                 |           |              |        |                        | 1200          |   |
| PATTERSON VALLEY WAT CO                                  | 0056424         | OTERO     |              | NATL   |                        | 115           | 1.1                                       |
| TOTAL POPULATION SERVED BY SOURCE WATER SYSTEM - - - - - |                 |           |              |        |                        | 115           |   |
| PEAKVIEW MH CT   | 0053918         | ADAMS     |              | NATL   |                        | 80            | 2.4                                       |
| TOTAL POPULATION SERVED BY SOURCE WATER SYSTEM - - - - - |                 |           |              |        |                        | 80            |   |
| PEETZ  | 0070573         | LOGAN     |              | NATL   |                        | 220           | 0.6                                       |
| TOTAL POPULATION SERVED BY SOURCE WATER SYSTEM - - - - - |                 |           |              |        |                        | 220           |   |



POPULATION SERVED FLUORIDATED DRINKING WATER BY SOURCE SYSTEM,  
 CONSECUTIVE SYSTEM, AND COUNTY WITHIN STATE (AS OF 12/31/85)

# COLORADO

| WATER SYSTEM and<br>CONSECUTIVE SYSTEMS SERVED           | EPA<br>ID<br>NO | COUNTY   | CHEM<br>USED | STATUS | FLUOR<br>START<br>DATE | POP<br>SERVED | NATURAL SYSTEMS |              |
|--|-----------------|----------|--------------|--------|------------------------|---------------|-----------------|--------------|
|  |                 |          |              |        |                        |               | NAT<br>LEVEL    | OPT<br>LEVEL |
| PENROSE WD   | 0052662         | FREMONT  |              | NATL   |                        | 3000          | 1.6             |              |
| TOTAL POPULATION SERVED BY SOURCE WATER SYSTEM - - - - - |                 |          |              |        |                        | 3000          |                 |              |
| PERRY PARK W&SD  | 0055061         | DOUGLAS  |              | NATL   |                        | 650           | 1.5             |              |
| TOTAL POPULATION SERVED BY SOURCE WATER SYSTEM - - - - - |                 |          |              |        |                        | 650           |                 |              |
| PINE DRIVE WD  | 0052415         | PUEBLO   |              | NATL   |                        | 225           | 1.1             |              |
| TOTAL POPULATION SERVED BY SOURCE WATER SYSTEM - - - - - |                 |          |              |        |                        | 225           |                 |              |
| PIONEER LOOKOUT WD                                       | 0191023         | EL PASO  |              | NATL   |                        | 30            | 1.0             |              |
| TOTAL POPULATION SERVED BY SOURCE WATER SYSTEM - - - - - |                 |          |              |        |                        | 30            |                 |              |
| PLATTEVILLE  | 0055640         | WELD     |              | NATL   |                        | 1620          | 1.5             |              |
| TOTAL POPULATION SERVED BY SOURCE WATER SYSTEM - - - - - |                 |          |              |        |                        | 1620          |                 |              |
| PONCHO SPRINGS   | 0186767         | CHAFFEE  |              | NATL   |                        | 360           | 3.8             |              |
| TOTAL POPULATION SERVED BY SOURCE WATER SYSTEM - - - - - |                 |          |              |        |                        | 360           |                 |              |
| PONDEROSA SOUTHERN BAPT ASBLY                            | 0055020         | DOUGLAS  |              | NATL   |                        | 40            | 0.7             |              |
| TOTAL POPULATION SERVED BY SOURCE WATER SYSTEM - - - - - |                 |          |              |        |                        | 40            |                 |              |
| PRAIRIE VIEW SUBD  |                 | ADAMS    |              | NATL   |                        | 85            | 1.8             |              |
| TOTAL POPULATION SERVED BY SOURCE WATER SYSTEM - - - - - |                 |          |              |        |                        | 85            |                 |              |
| PRICE EAST ALAMOSA WC                                    | 0183608         | ALAMOSA  |              | NATL   |                        | 400           | 1.7             |              |
| TOTAL POPULATION SERVED BY SOURCE WATER SYSTEM - - - - - |                 |          |              |        |                        | 400           |                 |              |
| PRINCETON CLUB   | 0052860         | CHAFFEE  |              | NATL   |                        | 40            | 9.9             |              |
| TOTAL POPULATION SERVED BY SOURCE WATER SYSTEM - - - - - |                 |          |              |        |                        | 40            |                 |              |
| PRITCHETT  | 0056069         | BACA     |              | NATL   |                        | 120           | 1.3             |              |
| TOTAL POPULATION SERVED BY SOURCE WATER SYSTEM - - - - - |                 |          |              |        |                        | 120           |                 |              |
| PROJECT 7 WATER AUTH(MONTROSE)                           | 0183822         | MONTROSE | NaSiF6       | ADJ    | 04/53                  | 31000         |                 | 1.0          |
| CHIPETA WATER CO   | 0050039         | MONTROSE |              | CONS   |                        | 2100          |                 |              |
| DELTA  | 0049627         | DELTA    |              | CONS   |                        | 6000          |                 |              |

POPULATION SERVED FLUORIDATED DRINKING WATER BY SOURCE SYSTEM,  
CONSECUTIVE SYSTEM, AND COUNTY WITHIN STATE (AS OF 12/31/85)

# COLORADO

| WATER SYSTEM and<br>CONSECUTIVE SYSTEMS SERVED           | EPA<br>ID<br>NO | COUNTY     | CHEM<br>USED | STATUS | FLUOR<br>START<br>DATE | POP<br>SERVED | NATURAL SYSTEMS<br>NAT OPT<br>LEVEL LEVEL |
|--|-----------------|------------|--------------|--------|------------------------|---------------|---|
| MENOKEN WATER CO   | 0050047         | MONROSE    |              | CONS   |                        | 1500          |   |
| MONROSE  | 0050054         | MONROSE    |              | CONS   |                        | 15000         |   |
| OLATHE   | 0050070         | MONROSE    |              | CONS   |                        | 900           |   |
| TRI-COUNTY WAT CONS DIST                                 | 0050088         | MONROSE    |              | CONS   |                        | 5600          |   |
| TOTAL POPULATION SERVED BY SOURCE WATER SYSTEM - - - - - |                 |            |              |        |                        | 62100         |   |
| PROSSERS TRLR CT   | 0063768         | MESA       |              | NATL   |                        | 40            | 0.7                                       |
| TOTAL POPULATION SERVED BY SOURCE WATER SYSTEM - - - - - |                 |            |              |        |                        | 40            |   |
| PUEBLO   | 0052514         | PUEBLO     | NaSiF6       | ADJ    | 08/82                  | 110000        | 1.0                                       |
| TOTAL POPULATION SERVED BY SOURCE WATER SYSTEM - - - - - |                 |            |              |        |                        | 110000        |   |
| PUEBLO WEST  | 0052506         | PUEBLO     | NaF          | ADJ    | 09/82                  | 3500          | 0.9                                       |
| TOTAL POPULATION SERVED BY SOURCE WATER SYSTEM - - - - - |                 |            |              |        |                        | 3500          |   |
| RAFTER J   | 0186312         | LAPLATA    |              | NATL   |                        | 210           | 0.9                                       |
| TOTAL POPULATION SERVED BY SOURCE WATER SYSTEM - - - - - |                 |            |              |        |                        | 210           |   |
| RANGELY  | 0051433         | RIO BLANCO |              | ADJ    | 11/81                  | 2000          | 1.0                                       |
| TOTAL POPULATION SERVED BY SOURCE WATER SYSTEM - - - - - |                 |            |              |        |                        | 2000          |   |
| RAYMER WATER CO  | 0055657         | WELD       |              | NATL   |                        | 70            | 2.6                                       |
| TOTAL POPULATION SERVED BY SOURCE WATER SYSTEM - - - - - |                 |            |              |        |                        | 70            |   |
| RED ROCK VALLEY WD                                       | 0070623         | EL PASO    |              | NATL   |                        | 140           | 2.5                                       |
| TOTAL POPULATION SERVED BY SOURCE WATER SYSTEM - - - - - |                 |            |              |        |                        | 140           |   |
| RED TABLE HOMEOWNERS ASSN                                |                 | EAGLE      |              | NATL   |                        | 100           | 0.7                                       |
| TOTAL POPULATION SERVED BY SOURCE WATER SYSTEM - - - - - |                 |            |              |        |                        | 100           |   |
| RED WING MHP   | 0192104         | ALAMOSA    |              | NATL   |                        | 35            | 3.6                                       |
| TOTAL POPULATION SERVED BY SOURCE WATER SYSTEM - - - - - |                 |            |              |        |                        | 35            |   |
| REDHILL POMWCA   | 0192328         | PARK       |              | NATL   |                        | 25            | 1.5                                       |
| TOTAL POPULATION SERVED BY SOURCE WATER SYSTEM - - - - - |                 |            |              |        |                        | 25            |   |

POPULATION SERVED FLUORIDATED DRINKING WATER BY SOURCE SYSTEM,  
CONSECUTIVE SYSTEM, AND COUNTY WITHIN STATE (AS OF 12/31/85)

# COLORADO

| WATER SYSTEM and<br>CONSECUTIVE SYSTEMS SERVED           | EPA<br>ID<br>NO | COUNTY      | CHEM<br>USED | STATUS | FLUOR<br>START<br>DATE | POP<br>SERVED | NATURAL SYSTEMS<br>NAT OPT<br>LEVEL LEVEL |
|--|-----------------|-------------|--------------|--------|------------------------|---------------|---|
| REDWOOD ARMS MOTEL & TR CT                               | 0033688         | DELTA       |              | NATL   |                        | 100           | 0.6                                       |
| TOTAL POPULATION SERVED BY SOURCE WATER SYSTEM - - - - - |                 |             |              |        |                        | 100           |   |
| RIDGEWOOD WD   | 0052357         | TELLER      |              | NATL   |                        | 100           | 3.0                                       |
| TOTAL POPULATION SERVED BY SOURCE WATER SYSTEM - - - - - |                 |             |              |        |                        | 100           |   |
| RIFLE  | 0051938         | GARFIELD    |              | ADJ    | 06/56                  | 4000          | 1.0                                       |
| TOTAL POPULATION SERVED BY SOURCE WATER SYSTEM - - - - - |                 |             |              |        |                        | 4000          |   |
| RIVERSIDE WATER CO                                       | 0056200         | OTERO       |              | NATL   |                        | 130           | 1.7                                       |
| TOTAL POPULATION SERVED BY SOURCE WATER SYSTEM - - - - - |                 |             |              |        |                        | 130           |   |
| ROARING FORK MHP   | 0051045         | EAGLE       |              | NATL   |                        | 150           | 1.4                                       |
| TOTAL POPULATION SERVED BY SOURCE WATER SYSTEM - - - - - |                 |             |              |        |                        | 150           |   |
| ROCK CREEK MESA WD                                       | 0052001         | EL PASO     |              | NATL   |                        | 850           | 1.6                                       |
| TOTAL POPULATION SERVED BY SOURCE WATER SYSTEM - - - - - |                 |             |              |        |                        | 850           |   |
| ROCKVALE   | 0022285         | FREMONT     |              | NATL   |                        | 350           | 1.7                                       |
| TOTAL POPULATION SERVED BY SOURCE WATER SYSTEM - - - - - |                 |             |              |        |                        | 350           |   |
| ROCKY FORD   | 0056242         | OTERO       |              | NATL   |                        | 4800          | 0.9                                       |
| TOTAL POPULATION SERVED BY SOURCE WATER SYSTEM - - - - - |                 |             |              |        |                        | 4800          |   |
| ROCKY MEADOWS MP   | 0079327         | CLEAR CREEK |              | NATL   |                        | 27            | 0.7                                       |
| TOTAL POPULATION SERVED BY SOURCE WATER SYSTEM - - - - - |                 |             |              |        |                        | 27            |   |
| ROSEWOOD HILLS SUBD                                      | 0184887         | TELLER      |              | NATL   |                        | 25            | 2.8                                       |
| TOTAL POPULATION SERVED BY SOURCE WATER SYSTEM - - - - - |                 |             |              |        |                        | 25            |   |
| ROUND MOUNTAIN W&SD                                      | 0184010         | CUSTER      |              | NATL   |                        | 600           | 0.7                                       |
| TOTAL POPULATION SERVED BY SOURCE WATER SYSTEM - - - - - |                 |             |              |        |                        | 600           |   |
| ROXBOROUGH PARK  | 0054973         | DOUGLAS     |              | NATL   |                        | 125           | 0.8                                       |
| TOTAL POPULATION SERVED BY SOURCE WATER SYSTEM - - - - - |                 |             |              |        |                        | 125           |   |

POPULATION SERVED FLUORIDATED DRINKING WATER BY SOURCE SYSTEM,  
 CONSECUTIVE SYSTEM, AND COUNTY WITHIN STATE (AS OF 12/31/85)

**COLORADO**

| WATER SYSTEM and<br>CONSECUTIVE SYSTEMS SERVED           | EPA<br>ID<br>NO | COUNTY   | CHEM<br>USED | STATUS | FLUOR<br>START<br>DATE | POP<br>SERVED | NATURAL SYSTEMS<br>NAT OPT<br>LEVEL LEVEL |
|--|-----------------|----------|--------------|--------|------------------------|---------------|---|
| SALIDA   | 0052803         | CHAFFEE  |              | NATL   |                        | 6300          | 0.9                                       |
| TOTAL POPULATION SERVED BY SOURCE WATER SYSTEM - - - - - |                 |          |              |        |                        | 6300          |   |
| SAN LAZARO TP  | 0053652         | BOULDER  |              | NATL   |                        | 725           | 0.9                                       |
| TOTAL POPULATION SERVED BY SOURCE WATER SYSTEM - - - - - |                 |          |              |        |                        | 725           |   |
| SCHLEGEL WC  | 0199315         | OTERO    |              | NATL   |                        | 40            | 1.5                                       |
| TOTAL POPULATION SERVED BY SOURCE WATER SYSTEM - - - - - |                 |          |              |        |                        | 40            |   |
| SECURITY MHV   | 0079798         | EL PASO  |              | NATL   |                        | 100           | 2.3                                       |
| TOTAL POPULATION SERVED BY SOURCE WATER SYSTEM - - - - - |                 |          |              |        |                        | 100           |   |
| SECURITY W&S DIST  | 0052233         | EL PASO  |              | NATL   |                        | 8000          | 1.6                                       |
| TOTAL POPULATION SERVED BY SOURCE WATER SYSTEM - - - - - |                 |          |              |        |                        | 8000          |   |
| SEDALIA W&SD   | 0055087         | DOUGLAS  |              | NATL   |                        | 275           | 0.7                                       |
| TOTAL POPULATION SERVED BY SOURCE WATER SYSTEM - - - - - |                 |          |              |        |                        | 275           |   |
| SEDGWICK   | 0070136         | SEDGWICK |              | NATL   |                        | 257           | 0.6                                       |
| TOTAL POPULATION SERVED BY SOURCE WATER SYSTEM - - - - - |                 |          |              |        |                        | 257           |   |
| SHADOWWOOD APTS  |                 | PITKINS  |              | NATL   |                        | 30            | 1.0                                       |
| TOTAL POPULATION SERVED BY SOURCE WATER SYSTEM - - - - - |                 |          |              |        |                        | 30            |   |
| SHADY ACRES MHP  | 0053678         | BOULDER  |              | NATL   |                        | 70            | 1.5                                       |
| TOTAL POPULATION SERVED BY SOURCE WATER SYSTEM - - - - - |                 |          |              |        |                        | 70            |   |
| SHADY LANE TRLR CT                                       | 0054098         | ADAMS    |              | NATL   |                        | 125           | 2.2                                       |
| TOTAL POPULATION SERVED BY SOURCE WATER SYSTEM - - - - - |                 |          |              |        |                        | 125           |   |
| SHANGRI LA TR CT   | 0104406         | CHAFFEE  |              | NATL   |                        | 100           | 0.7                                       |
| TOTAL POPULATION SERVED BY SOURCE WATER SYSTEM - - - - - |                 |          |              |        |                        | 100           |   |
| SHANNON ESTATES W&S DIST                                 | 0053686         | BOULDER  |              | NATL   |                        | 500           | 1.5                                       |
| TOTAL POPULATION SERVED BY SOURCE WATER SYSTEM - - - - - |                 |          |              |        |                        | 500           |   |

POPULATION SERVED FLUORIDATED DRINKING WATER BY SOURCE SYSTEM,  
CONSECUTIVE SYSTEM, AND COUNTY WITHIN STATE (AS OF 12/31/85)

# COLORADO

| WATER SYSTEM and<br>CONSECUTIVE SYSTEMS SERVED           | EPA<br>ID<br>NO | COUNTY      | CHEM<br>USED | STATUS | FLUOR<br>START<br>DATE | POP -<br>SERVED | NATURAL SYSTEMS |              |
|--|-----------------|-------------|--------------|--------|------------------------|-----------------|-----------------|--------------|
|  |                 |             |              |        |                        |                 | NAT<br>LEVEL    | OPT<br>LEVEL |
| SHEPHERDS MHP  | 0194084         | ALAMOSA     |              |        | NATL                   | 135             | 1.4             |              |
| TOTAL POPULATION SERVED BY SOURCE WATER SYSTEM - - - - - |                 |             |              |        |                        | 135             |                 |              |
| SHERIDAN LAKE WC   | 0056093         | KIOWA       |              |        | NATL                   | 100             | 2.1             |              |
| TOTAL POPULATION SERVED BY SOURCE WATER SYSTEM - - - - - |                 |             |              |        |                        | 100             |                 |              |
| SHERIDAN MHP   | 0054452         | JEFFERSON   |              |        | NATL                   | 210             | 1.4             |              |
| TOTAL POPULATION SERVED BY SOURCE WATER SYSTEM - - - - - |                 |             |              |        |                        | 210             |                 |              |
| SHERWOOD FOREST IMPROV ASSN                              | 0052324         | TELLER      |              |        | NATL                   | 70              | 2.2             |              |
| TOTAL POPULATION SERVED BY SOURCE WATER SYSTEM - - - - - |                 |             |              |        |                        | 70              |                 |              |
| SIERRA VISTA HOMEOWNERS ASSN                             | 0132530         | DOUGLAS     |              |        | NATL                   | 45              | 1.0             |              |
| TOTAL POPULATION SERVED BY SOURCE WATER SYSTEM - - - - - |                 |             |              |        |                        | 45              |                 |              |
| SIERRA VISTA TP  | 0055376         | WELD        |              |        | NATL                   | 180             | 1.1             |              |
| TOTAL POPULATION SERVED BY SOURCE WATER SYSTEM - - - - - |                 |             |              |        |                        | 180             |                 |              |
| SILVER CREEK W&SD  |                 | GRAND       |              |        | NATL                   | 250             | 1.2             |              |
| TOTAL POPULATION SERVED BY SOURCE WATER SYSTEM - - - - - |                 |             |              |        |                        | 250             |                 |              |
| SILVER PLUME   | 0053256         | CLEAR CREEK |              |        | NATL                   | 160             | 0.7             |              |
| TOTAL POPULATION SERVED BY SOURCE WATER SYSTEM - - - - - |                 |             |              |        |                        | 160             |                 |              |
| SILVERTHORNE   | 0050401         | SUMMIT      | NaF          | ADJ    | 08/81                  | 1200            | 1.0             |              |
| TOTAL POPULATION SERVED BY SOURCE WATER SYSTEM - - - - - |                 |             |              |        |                        | 1200            |                 |              |
| SILVERTON  | 0050229         | SAN JUAN    | NaF          | ADJ    | 10/81                  | 900             | 1.0             |              |
| TOTAL POPULATION SERVED BY SOURCE WATER SYSTEM - - - - - |                 |             |              |        |                        | 900             |                 |              |
| SIMLA  | 0055863         | ELBERT      |              |        | NATL                   | 525             | 0.6             |              |
| TOTAL POPULATION SERVED BY SOURCE WATER SYSTEM - - - - - |                 |             |              |        |                        | 525             |                 |              |
| SNOWDANCE MANOR  | 0189522         | SUMMIT      |              |        | NATL                   | 35              | 0.9             |              |
| TOTAL POPULATION SERVED BY SOURCE WATER SYSTEM - - - - - |                 |             |              |        |                        | 35              |                 |              |

POPULATION SERVED FLUORIDATED DRINKING WATER BY SOURCE SYSTEM,  
 CONSECUTIVE SYSTEM, AND COUNTY WITHIN STATE (AS OF 12/31/85)

**COLORADO**

| WATER SYSTEM and<br>CONSECUTIVE SYSTEMS SERVED           | EPA<br>ID<br>NO | COUNTY     | CHEM<br>USED | STATUS | FLUOR<br>START<br>DATE | POP<br>SERVED | NATURAL SYSTEMS<br>NAT OPT<br>LEVEL LEVEL |
|--|-----------------|------------|--------------|--------|------------------------|---------------|---|
| SNOWMASS WSD   | 0050963         | PITKIN     | NaSiF6       | ADJ    | 09/82                  | 1000          | 1.0                                       |
| TOTAL POPULATION SERVED BY SOURCE WATER SYSTEM - - - - - |                 |            |              |        |                        | 1000          |   |
| SOUTH ADAMS COUNTY W&SD                                  | 0053801         | ADAMS      |              | NATL   |                        | 25000         | 0.8                                       |
| TOTAL POPULATION SERVED BY SOURCE WATER SYSTEM - - - - - |                 |            |              |        |                        | 25000         |   |
| SOUTH SIDE WATER CO                                      | 0056408         | OTERO      |              | NATL   |                        | 80            | 1.9                                       |
| TOTAL POPULATION SERVED BY SOURCE WATER SYSTEM - - - - - |                 |            |              |        |                        | 80            |   |
| SOUTH SWINK WATER CO                                     | 0056234         | OTERO      |              | NATL   |                        | 610           | 1.4                                       |
| TOTAL POPULATION SERVED BY SOURCE WATER SYSTEM - - - - - |                 |            |              |        |                        | 610           |   |
| SOUTH VALE WD  | 0184937         | BOULDER    |              | NATL   |                        | 30            | 0.8                                       |
| TOTAL POPULATION SERVED BY SOURCE WATER SYSTEM - - - - - |                 |            |              |        |                        | 30            |   |
| SOUTHGATE MH SUBD  | 0071316         | WELD       |              | NATL   |                        | 100           | 1.4                                       |
| TOTAL POPULATION SERVED BY SOURCE WATER SYSTEM - - - - - |                 |            |              |        |                        | 100           |   |
| SPRING VALLEY SUBD                                       | 0191163         | TELLER     |              | NATL   |                        | 25            | 1.6                                       |
| TOTAL POPULATION SERVED BY SOURCE WATER SYSTEM - - - - - |                 |            |              |        |                        | 25            |   |
| SPRINGFIELD  | 0056077         | BACA       |              | NATL   |                        | 1750          | 1.0                                       |
| TOTAL POPULATION SERVED BY SOURCE WATER SYSTEM - - - - - |                 |            |              |        |                        | 1750          |   |
| ST CHARLES MESA WW-PUEBLO                                | 0052548         | PUEBLO     | NaF          | ADJ    | 10/84                  | 9900          | 1.0                                       |
| TOTAL POPULATION SERVED BY SOURCE WATER SYSTEM - - - - - |                 |            |              |        |                        | 9900          |   |
| STARWOOD WD  |                 | PITKINS    |              | NATL   |                        | 30            | 1.7                                       |
| TOTAL POPULATION SERVED BY SOURCE WATER SYSTEM - - - - - |                 |            |              |        |                        | 30            |   |
| STRASBURG W&S DIST                                       | 0053942         | ADAMS      |              | NATL   |                        | 850           | 1.7                                       |
| TOTAL POPULATION SERVED BY SOURCE WATER SYSTEM - - - - - |                 |            |              |        |                        | 850           |   |
| STRATTON   | 0069757         | KIT CARSON |              | NATL   |                        | 800           | 0.6                                       |
| TOTAL POPULATION SERVED BY SOURCE WATER SYSTEM - - - - - |                 |            |              |        |                        | 800           |   |

POPULATION SERVED FLUORIDATED DRINKING WATER BY SOURCE SYSTEM,  
CONSECUTIVE SYSTEM, AND COUNTY WITHIN STATE (AS OF 12/31/85)

## COLORADO

| WATER SYSTEM and<br>CONSECUTIVE SYSTEMS SERVED | EPA<br>ID<br>NO | COUNTY  | CHEM<br>USED | STATUS | FLUOR<br>START<br>DATE | POP<br>SERVED  | NATURAL SYSTEMS |              |
|--|-----------------|---------|--------------|--------|------------------------|--|-----------------|--------------|
|  |                 |         |              |        |                        |  | NAT<br>LEVEL    | OPT<br>LEVEL |
| SUGAR CITY                                     | 0055921         | CROWLEY |              | NATL   |                        | 400  | 1.6             |              |
|  |                 |         |              |        |                        | TOTAL POPULATION SERVED BY SOURCE WATER SYSTEM - - - - - | 400             |              |
| SUNRISE RANCH - DIVINE LIGHT                   | 0070409         | LARIMER |              | NATL   |                        | 200  | 1.1             |              |
|  |                 |         |              |        |                        | TOTAL POPULATION SERVED BY SOURCE WATER SYSTEM - - - - - | 200             |              |
| SUNSET VIEW WTR ASSN                           | 0063826         | PUEBLO  |              | NATL   |                        | 65   | 0.7             |              |
|  |                 |         |              |        |                        | TOTAL POPULATION SERVED BY SOURCE WATER SYSTEM - - - - - | 65              |              |
| SUNVIEW TRAILER RANCH                          | 0079467         | EL PASO |              | NATL   |                        | 50   | 2.7             |              |
|  |                 |         |              |        |                        | TOTAL POPULATION SERVED BY SOURCE WATER SYSTEM - - - - - | 50              |              |
| SWAN'S NEST UTILITY CO                         |                 | SUMMIT  |              | NATL   |                        | 35   | 1.0             |              |
|  |                 |         |              |        |                        | TOTAL POPULATION SERVED BY SOURCE WATER SYSTEM - - - - - | 35              |              |
| SWINK  | 0056226         | OTERO   |              | NATL   |                        | 680  | 1.6             |              |
|  |                 |         |              |        |                        | TOTAL POPULATION SERVED BY SOURCE WATER SYSTEM - - - - - | 680             |              |
| SYLMAR MANOR                                   | 0055681         | WELD    |              | NATL   |                        | 326  | 2.0             |              |
|  |                 |         |              |        |                        | TOTAL POPULATION SERVED BY SOURCE WATER SYSTEM - - - - - | 326             |              |
| TELLER COUNTY W&S DIST                         | 0052316         | TELLER  |              | NATL   |                        | 750  | 1.8             |              |
|  |                 |         |              |        |                        | TOTAL POPULATION SERVED BY SOURCE WATER SYSTEM - - - - - | 750             |              |
| THORNTON                                       | 0053819         | ADAMS   |              | NATL   |                        | 49064  | 0.7             |              |
|  |                 |         |              |        |                        | TOTAL POPULATION SERVED BY SOURCE WATER SYSTEM - - - - - | 49064           |              |
| THUNDERBIRD W&S DIST                           | 0055038         | DOUGLAS |              | NATL   |                        | 300  | 1.2             |              |
|  |                 |         |              |        |                        | TOTAL POPULATION SERVED BY SOURCE WATER SYSTEM - - - - - | 300             |              |
| TOWN-COUNTRY MH LODGE                          | 0049445         | ALAMOSA |              | NATL   |                        | 375  | 6.4             |              |
|  |                 |         |              |        |                        | TOTAL POPULATION SERVED BY SOURCE WATER SYSTEM - - - - - | 375             |              |
| TRANQUIL ACRES WSC                             | 0052308         | TELLER  |              | NATL   |                        | 200  | 1.7             |              |
|  |                 |         |              |        |                        | TOTAL POPULATION SERVED BY SOURCE WATER SYSTEM - - - - - | 200             |              |

POPULATION SERVED FLUORIDATED DRINKING WATER BY SOURCE SYSTEM,  
CONSECUTIVE SYSTEM, AND COUNTY WITHIN STATE (AS OF 12/31/85)

## COLORADO

| WATER SYSTEM and<br>CONSECUTIVE SYSTEMS SERVED           | EPA<br>ID<br>NO | COUNTY         | CHEM<br>USED | STATUS      | FLUOR<br>START<br>DATE | POP<br>SERVED | NATURAL<br>NAT<br>LEVEL | SYSTEMS<br>OPT<br>LEVEL |
|--|-----------------|----------------|--------------|-------------|------------------------|---------------|-------------------------|-------------------------|
| TRINIDAD   | 0052696         | LAS ANIMAS     | NaSiF6       | ADJ         | 12/72                  | 3835          |                         | 0.9                     |
| TOTAL POPULATION SERVED BY SOURCE WATER SYSTEM - - - - - |                 |                |              |             |                        | 3835          |                         |                         |
| TWO BUTTES   | 0056449         | BACA           |              | NATL        |                        | 80            |                         | 0.9                     |
| TOTAL POPULATION SERVED BY SOURCE WATER SYSTEM - - - - - |                 |                |              |             |                        | 80            |                         |                         |
| UPPER EAGLE REGIONAL WTR AUTH<br>AVON                    | -<br>0050633    | EAGLE<br>EAGLE | NaF          | ADJ<br>CONS |                        | 11000<br>1000 |                         | 1.0                     |
| TOTAL POPULATION SERVED BY SOURCE WATER SYSTEM - - - - - |                 |                |              |             |                        | 12000         |                         |                         |
| UTE WATER CONSERVANCY DIST                               | 0051599         | MESA           | Acid         | ADJ         | 09/82                  | 42000         |                         | 1.0                     |
| TOTAL POPULATION SERVED BY SOURCE WATER SYSTEM - - - - - |                 |                |              |             |                        | 42000         |                         |                         |
| VAIL VALLEY CONS WD                                      |                 | EAGLE          |              | NATL        |                        | 25000         |                         | 0.9                     |
| TOTAL POPULATION SERVED BY SOURCE WATER SYSTEM - - - - - |                 |                |              |             |                        | 25000         |                         |                         |
| VAIL W&S DIST  | 0050906         | EAGLE          |              | ADJ         | 09/82                  | 3000          |                         | 1.1                     |
| TOTAL POPULATION SERVED BY SOURCE WATER SYSTEM - - - - - |                 |                |              |             |                        | 3000          |                         |                         |
| VALLEY MHP   | 0052878         | CHAFFEE        |              | NATL        |                        | 101           |                         | 0.7                     |
| TOTAL POPULATION SERVED BY SOURCE WATER SYSTEM - - - - - |                 |                |              |             |                        | 101           |                         |                         |
| VALLEY MOBILE MANOR                                      | 0054486         | JEFFERSON      |              | NATL        |                        | 350           |                         | 1.2                     |
| TOTAL POPULATION SERVED BY SOURCE WATER SYSTEM - - - - - |                 |                |              |             |                        | 350           |                         |                         |
| VALLEY WATER CO  | 0056432         | OTERO          |              | NATL        |                        | 250           |                         | 1.4                     |
| TOTAL POPULATION SERVED BY SOURCE WATER SYSTEM - - - - - |                 |                |              |             |                        | 250           |                         |                         |
| VANDENBURG SUBD HOA                                      | 0184689         | LAPLATA        |              | NATL        |                        | 63            |                         | 0.9                     |
| TOTAL POPULATION SERVED BY SOURCE WATER SYSTEM - - - - - |                 |                |              |             |                        | 63            |                         |                         |
| VICTOR   | 0052290         | TELLER         |              | NATL        |                        | 265           |                         | 2.2                     |
| TOTAL POPULATION SERVED BY SOURCE WATER SYSTEM - - - - - |                 |                |              |             |                        | 265           |                         |                         |
| VIEW RIDGE WD  | 0054965         | DOUGLAS        |              | NATL        |                        | 80            |                         | 2.2                     |
| TOTAL POPULATION SERVED BY SOURCE WATER SYSTEM - - - - - |                 |                |              |             |                        | 80            |                         |                         |



POPULATION SERVED FLUORIDATED DRINKING WATER BY SOURCE SYSTEM,  
 CONSECUTIVE SYSTEM, AND COUNTY WITHIN STATE (AS OF 12/31/85)

**COLORADO**

| WATER SYSTEM and<br>CONSECUTIVE SYSTEMS SERVED | EPA<br>ID<br>NO | COUNTY   | CHEM<br>USED | STATUS | FLUOR<br>START<br>DATE | POP<br>SERVED | NATURAL SYSTEMS<br>NAT OPT<br>LEVEL LEVEL |
|--|-----------------|----------|--------------|--------|------------------------|---------------|---|
| VILAS  | 0070433         | BACA     |              | NATL   |                        | 150           | 1.4                                       |
| TOTAL POPULATION SERVED BY SOURCE WATER SYSTEM |                 |          |              |        |                        | 150           |   |
| VROMAN WATER CO                                | 0056317         | OTERO    |              | NATL   |                        | 150           | 1.4                                       |
| TOTAL POPULATION SERVED BY SOURCE WATER SYSTEM |                 |          |              |        |                        | 150           |   |
| WAGON WHEEL MHP                                | 0049452         | ALAMOSA  |              | NATL   |                        | 275           | 0.7                                       |
| TOTAL POPULATION SERVED BY SOURCE WATER SYSTEM |                 |          |              |        |                        | 275           |   |
| WALDEN   | 0051730         | JACKSON  | NaF          | ADJ    | 09/58                  | 800           | 1.0                                       |
| TOTAL POPULATION SERVED BY SOURCE WATER SYSTEM |                 |          |              |        |                        | 800           |   |
| WALSENBURG                                     | 0052993         | HUERFANO | NaF          | ADJ    | 06/81                  | 4800          | 1.0                                       |
| TOTAL POPULATION SERVED BY SOURCE WATER SYSTEM |                 |          |              |        |                        | 4800          |   |
| WATTENBURG IMPROVMENT ASSN                     | 0055707         | WELD     |              | NATL   |                        | 272           | 1.2                                       |
| TOTAL POPULATION SERVED BY SOURCE WATER SYSTEM |                 |          |              |        |                        | 272           |   |
| WEBER TR CT                                    | 0074252         | OTERO    |              | NATL   |                        | 50            | 1.3                                       |
| TOTAL POPULATION SERVED BY SOURCE WATER SYSTEM |                 |          |              |        |                        | 50            |   |
| WEST GRAND VALLEY WA                           | 0056341         | OTERO    |              | NATL   |                        | 100           | 1.7                                       |
| TOTAL POPULATION SERVED BY SOURCE WATER SYSTEM |                 |          |              |        |                        | 100           |   |
| WEST HOLBROOK PIPELINE CO                      | 0056366         | OTERO    |              | NATL   |                        | 25            | 2.4                                       |
| TOTAL POPULATION SERVED BY SOURCE WATER SYSTEM |                 |          |              |        |                        | 25            |   |
| WESTCREEK LAKES WD                             | 0055004         | DOUGLAS  |              | NATL   |                        | 60            | 2.8                                       |
| TOTAL POPULATION SERVED BY SOURCE WATER SYSTEM |                 |          |              |        |                        | 60            |   |
| WESTLAKE W&S DIST                              | 0053835         | ADAMS    |              | NATL   |                        | 180           | 3.9                                       |
| TOTAL POPULATION SERVED BY SOURCE WATER SYSTEM |                 |          |              |        |                        | 180           |   |
| WESTMINISTER                                   | 0070839         | ADAMS    |              | NATL   |                        | 60000         | 0.6                                       |
| SHAW HEIGHTS WD                                | 0054213         | ADAMS    |              | CONS   |                        | 4440          |   |
| TOTAL POPULATION SERVED BY SOURCE WATER SYSTEM |                 |          |              |        |                        | 64440         |   |

POPULATION SERVED FLUORIDATED DRINKING WATER BY SOURCE SYSTEM,  
 CONSECUTIVE SYSTEM, AND COUNTY WITHIN STATE (AS OF 12/31/85)

**COLORADO**

| WATER SYSTEM and<br>CONSECUTIVE SYSTEMS SERVED           | EPA<br>ID<br>NO | COUNTY  | CHEM<br>USED | STATUS | FLUOR<br>START<br>DATE | POP<br>SERVED | NATURAL SYSTEMS<br>NAT OPT<br>LEVEL LEVEL |
|--|-----------------|---------|--------------|--------|------------------------|---------------|---|
| WESTWOOD LAKES WD  | 0052282         | TELLER  |              |        | NATL                   | 225           | 1.8                                       |
| TOTAL POPULATION SERVED BY SOURCE WATER SYSTEM - - - - - |                 |         |              |        |                        | 225           |   |
| WHISPERING PINES   | 0184085         | TELLER  |              |        | NATL                   | 25            | 1.0                                       |
| TOTAL POPULATION SERVED BY SOURCE WATER SYSTEM - - - - - |                 |         |              |        |                        | 25            |   |
| WIDEFIELD WATER CO                                       | 0052225         | EL PASO |              |        | NATL                   | 18000         | 1.6                                       |
| TOTAL POPULATION SERVED BY SOURCE WATER SYSTEM - - - - - |                 |         |              |        |                        | 18000         |   |
| WIESNER WATER CO   | 0053843         | ADAMS   |              |        | NATL                   | 115           | 2.0                                       |
| TOTAL POPULATION SERVED BY SOURCE WATER SYSTEM - - - - - |                 |         |              |        |                        | 115           |   |
| WIGGENS W&S DIST   | 0070722         | MORGAN  |              |        | NATL                   | 512           | 0.9                                       |
| TOTAL POPULATION SERVED BY SOURCE WATER SYSTEM - - - - - |                 |         |              |        |                        | 512           |   |
| WIKTUP MHP   | 0028498         | ADAMS   |              |        | NATL                   | 1200          | 2.3                                       |
| TOTAL POPULATION SERVED BY SOURCE WATER SYSTEM - - - - - |                 |         |              |        |                        | 1200          |   |
| WILSON'S SOFT WIR  | 0056366         | OTERO   |              |        | NATL                   | 140           | 1.6                                       |
| TOTAL POPULATION SERVED BY SOURCE WATER SYSTEM - - - - - |                 |         |              |        |                        | 140           |   |
| WINDCLIFF ESTATES  | 0055335         | LARIMER |              |        | NATL                   | 35            | 0.6                                       |
| TOTAL POPULATION SERVED BY SOURCE WATER SYSTEM - - - - - |                 |         |              |        |                        | 35            |   |
| WINSLOW W&S  | 0070805         | MORGAN  |              |        | NATL                   | 120           | 0.8                                       |
| TOTAL POPULATION SERVED BY SOURCE WATER SYSTEM - - - - - |                 |         |              |        |                        | 120           |   |
| WOODLAND ACRES TP  | 0052266         | TELLER  |              |        | NATL                   | 80            | 1.1                                       |
| TOTAL POPULATION SERVED BY SOURCE WATER SYSTEM - - - - - |                 |         |              |        |                        | 80            |   |
| WOODLAND PARK  | 0052274         | TELLER  |              |        | NATL                   | 4000          | 1.1                                       |
| TOTAL POPULATION SERVED BY SOURCE WATER SYSTEM - - - - - |                 |         |              |        |                        | 4000          |   |
| WOODLAND VILLAGE   | 0052266         | TELLER  |              |        | NATL                   | 80            | 1.1                                       |
| TOTAL POPULATION SERVED BY SOURCE WATER SYSTEM - - - - - |                 |         |              |        |                        | 80            |   |

POPULATION SERVED FLUORIDATED DRINKING WATER BY SOURCE SYSTEM,  
 CONSECUTIVE SYSTEM, AND COUNTY WITHIN STATE (AS OF 12/31/85)

**COLORADO**

| WATER SYSTEM and<br>CONSECUTIVE SYSTEMS SERVED           | EPA<br>ID<br>NO | COUNTY | CHEM<br>USED | STATUS | FLUOR<br>START<br>DATE | POP<br>SERVED | NATURAL SYSTEMS<br>NAT OPT<br>LEVEL LEVEL |
|--|-----------------|--------|--------------|--------|------------------------|---------------|---|
| WOODLAND WEST WTR USERS ASSN                             | 0192179         | TELLER |              | NATL   |                        | 280           | 1.8                                       |
| TOTAL POPULATION SERVED BY SOURCE WATER SYSTEM - - - - - |                 |        |              |        |                        | 280           |   |
| WRAY   | 0070268         | YUMA   |              | NATL   |                        | 2300          | 0.9                                       |
| TOTAL POPULATION SERVED BY SOURCE WATER SYSTEM - - - - - |                 |        |              |        |                        | 2300          |   |
| YOUTSEY WC   | 0191189         | PUEBLO |              | NATL   |                        | 759           | 0.9                                       |
| TOTAL POPULATION SERVED BY SOURCE WATER SYSTEM - - - - - |                 |        |              |        |                        | 759           |   |
| YUMA   | 0070276         | YUMA   |              | NATL   |                        | 3200          | 1.0                                       |
| TOTAL POPULATION SERVED BY SOURCE WATER SYSTEM - - - - - |                 |        |              |        |                        | 3200          |   |

POPULATION SERVED FLUORIDATED DRINKING WATER BY SOURCE SYSTEM,  
CONSECUTIVE SYSTEM, AND COUNTY WITHIN STATE (AS OF 12/31/85)

# CONNECTICUT

| WATER SYSTEM and<br>CONSECUTIVE SYSTEMS SERVED           | EPA<br>ID<br>NO | COUNTY     | CHEM<br>USED | STATUS | FLUOR<br>START<br>DATE | POP<br>SERVED | NATURAL SYSTEMS<br>NAT<br>LEVEL | OPT<br>LEVEL |
|--|-----------------|------------|--------------|--------|------------------------|---------------|---------------------------------|--------------|
| ANSONIA-DERBY W C  | 0020021         | NEW HAVEN  | Acid         | ADJ    | /79                    | 33548         |                                 | 1.0          |
| TOTAL POPULATION SERVED BY SOURCE WATER SYSTEM - - - - - |                 |            |              |        |                        | 33548         |                                 |              |
| BERLIN W AND S COMM                                      | 0070021         | HARTFORD   | Acid         | ADJ    | /50                    | 1228          |                                 | 1.0          |
| TOTAL POPULATION SERVED BY SOURCE WATER SYSTEM - - - - - |                 |            |              |        |                        | 1228          |                                 |              |
| BRIDGEPORT HYDRAULIC CO                                  | 0150011         | FAIRFIELD  | Acid         | ADJ    | /67                    | 336185        |                                 | 1.0          |
| TOTAL POPULATION SERVED BY SOURCE WATER SYSTEM - - - - - |                 |            |              |        |                        | 336185        |                                 |              |
| BRISTOL WATER DEPT                                       | 0170011         | HARTFORD   | Acid         | ADJ    | /60                    | 57177         |                                 | 1.0          |
| TOTAL POPULATION SERVED BY SOURCE WATER SYSTEM - - - - - |                 |            |              |        |                        | 57177         |                                 |              |
| CROMWELL FIRE DIST                                       | 0330011         | MIDDLESEX  | NaF          | ADJ    | /51                    | 6000          |                                 | 1.0          |
| TOTAL POPULATION SERVED BY SOURCE WATER SYSTEM - - - - - |                 |            |              |        |                        | 6000          |                                 |              |
| CT W C-GUILF-CHESTER DIV                                 | 0270011         | MIDDLESEX  | Acid         | ADJ    | /67                    | 55456         |                                 | 1.0          |
| TOTAL POPULATION SERVED BY SOURCE WATER SYSTEM - - - - - |                 |            |              |        |                        | 55456         |                                 |              |
| CT W C-NAUGATUCK DIV                                     | 0880011         | NEW HAVEN  | Acid         | ADJ    | /68                    | 30127         |                                 | 1.0          |
| TOTAL POPULATION SERVED BY SOURCE WATER SYSTEM - - - - - |                 |            |              |        |                        | 30127         |                                 |              |
| CT W C-WESTERN   | 0490011         | HARTFORD   | Acid         | ADJ    | /67                    | 58633         |                                 | 1.0          |
| TOTAL POPULATION SERVED BY SOURCE WATER SYSTEM - - - - - |                 |            |              |        |                        | 58633         |                                 |              |
| DANBURY WATER DEPT                                       | 0340011         | FAIRFIELD  | NaSiF6       | ADJ    | /68                    | 35500         |                                 | 1.0          |
| TOTAL POPULATION SERVED BY SOURCE WATER SYSTEM - - - - - |                 |            |              |        |                        | 35500         |                                 |              |
| EAST LYME WATER CO                                       | 0450011         | NEW LONDON | NaF          | ADJ    | /74                    | 16688         |                                 | 1.0          |
| TOTAL POPULATION SERVED BY SOURCE WATER SYSTEM - - - - - |                 |            |              |        |                        | 16688         |                                 |              |
| GREENWICH WATER CO                                       | 0570011         | FAIRFIELD  | Acid         | ADJ    | 03/67                  | 55846         |                                 | 1.0          |
| PORT CHESTER WW INC., NY                                 | 0003456         | FAIRFIELD  |              | CONS   |                        | 0             |                                 |              |
| TOTAL POPULATION SERVED BY SOURCE WATER SYSTEM - - - - - |                 |            |              |        |                        | 55846         |                                 |              |
| GROTON WATER DEPT  | 0590011         | NEW LONDON | Acid         | ADJ    | /68                    | 33200         |                                 | 1.0          |
| NOANK FIRE DIST  | 0590031         | NEW LONDON |              | CONS   |                        | 2500          |                                 |              |
| TOTAL POPULATION SERVED BY SOURCE WATER SYSTEM - - - - - |                 |            |              |        |                        | 35700         |                                 |              |

POPULATION SERVED FLUORIDATED DRINKING WATER BY SOURCE SYSTEM,  
CONSECUTIVE SYSTEM, AND COUNTY WITHIN STATE (AS OF 12/31/85)

## CONNECTICUT

| WATER SYSTEM and<br>CONSECUTIVE SYSTEMS SERVED           | EPA<br>ID<br>NO | COUNTY     | CHEM<br>USED | STATUS | FLUOR<br>START<br>DATE | POP<br>SERVED | NATURAL SYSTEMS |              |
|--|-----------------|------------|--------------|--------|------------------------|---------------|-----------------|--------------|
|  |                 |            |              |        |                        |               | NAT<br>LEVEL    | OPT<br>LEVEL |
| HARTFORD METRO DIST                                      | 0640011         | HARTFORD   | NaSiF6       | ADJ    | /60                    | 401000        |                 | 1.0          |
| TOTAL POPULATION SERVED BY SOURCE WATER SYSTEM - - - - - |                 |            |              |        |                        | 401000        |                 |              |
| LAKEVIEW TERRACE   | 0320021         | TOLLAND    |              | NATL   |                        | 530           |                 | 0.8          |
| TOTAL POPULATION SERVED BY SOURCE WATER SYSTEM - - - - - |                 |            |              |        |                        | 530           |                 |              |
| LLYNWOOD   | 0120021         | TOLLAND    |              | NATL   |                        | 290           |                 | 0.7          |
| TOTAL POPULATION SERVED BY SOURCE WATER SYSTEM - - - - - |                 |            |              |        |                        | 290           |                 |              |
| MANCHESTER WATER DEPT                                    | 0770021         | HARTFORD   | Acid         | ADJ    | /68                    | 51760         |                 | 1.0          |
| TOTAL POPULATION SERVED BY SOURCE WATER SYSTEM - - - - - |                 |            |              |        |                        | 51760         |                 |              |
| MANSFIELD STA TRAIN SCH                                  | 0780011         | TOLLAND    | Acid         | ADJ    | /50                    | 2700          |                 | 1.0          |
| TOTAL POPULATION SERVED BY SOURCE WATER SYSTEM - - - - - |                 |            |              |        |                        | 2700          |                 |              |
| MERIDEN WATER DEPT                                       | 0800011         | NEW HAVEN  | NaSiF6       | ADJ    | /68                    | 60000         |                 | 1.0          |
| TOTAL POPULATION SERVED BY SOURCE WATER SYSTEM - - - - - |                 |            |              |        |                        | 60000         |                 |              |
| MIDDLETOWN WATER CO                                      | 0830011         | NEW HAVEN  | Acid         | ADJ    | /60                    | 42000         |                 | 1.0          |
| TOTAL POPULATION SERVED BY SOURCE WATER SYSTEM - - - - - |                 |            |              |        |                        | 42000         |                 |              |
| MYSTIC VALLEY WATER CO                                   | 1370011         | NEW LONDON | NaSiF6       | ADJ    | /53                    | 14000         |                 | 1.0          |
| TOTAL POPULATION SERVED BY SOURCE WATER SYSTEM - - - - - |                 |            |              |        |                        | 14000         |                 |              |
| NATHAN HALE WS   | 0320031         | TOLLAND    |              | NATL   |                        | 160           |                 | 1.9          |
| TOTAL POPULATION SERVED BY SOURCE WATER SYSTEM - - - - - |                 |            |              |        |                        | 160           |                 |              |
| NEW BRITAIN WATER CO                                     | 0890011         | HARTFORD   | Acid         | ADJ    | /50                    | 90677         |                 | 1.0          |
| TOTAL POPULATION SERVED BY SOURCE WATER SYSTEM - - - - - |                 |            |              |        |                        | 90677         |                 |              |
| NEW CANAAN WATER CO                                      | 0900011         | FAIRFIELD  | NaF          | ADJ    | /58                    | 17845         |                 | 1.0          |
| TOTAL POPULATION SERVED BY SOURCE WATER SYSTEM - - - - - |                 |            |              |        |                        | 17845         |                 |              |
| NEW HAVEN WATER CO                                       | 0930011         | NEW HAVEN  | Acid         | ADJ    | /67                    | 379975        |                 | 1.0          |
| TOTAL POPULATION SERVED BY SOURCE WATER SYSTEM - - - - - |                 |            |              |        |                        | 379975        |                 |              |

POPULATION SERVED FLUORIDATED DRINKING WATER BY SOURCE SYSTEM,  
 CONSECUTIVE SYSTEM, AND COUNTY WITHIN STATE (AS OF 12/31/85)

**CONNECTICUT**

| WATER SYSTEM and<br>CONSECUTIVE SYSTEMS SERVED           | EPA<br>ID<br>NO | COUNTY     | CHEM<br>USED | STATUS | FLUOR<br>START<br>DATE | POP<br>SERVED | NATURAL SYSTEMS<br>NAT<br>LEVEL | OPT<br>LEVEL |
|--|-----------------|------------|--------------|--------|------------------------|---------------|---------------------------------|--------------|
| NEW LONDON WATER DEPT                                    | 0950011         | NEW LONDON | NaSiF6       | ADJ    | /68                    | 49000         |                                 | 1.0          |
| TOTAL POPULATION SERVED BY SOURCE WATER SYSTEM - - - - - |                 |            |              |        |                        | 49000         |                                 |              |
| NOROTON WATER CO   | 0350011         | FAIRFIELD  | NaF          | ADJ    | /67                    | 19280         |                                 | 1.0          |
| TOTAL POPULATION SERVED BY SOURCE WATER SYSTEM - - - - - |                 |            |              |        |                        | 19280         |                                 |              |
| NORWALK 1ST TAXING DIST                                  | 1030011         | FAIRFIELD  | Acid         | ADJ    | /68                    | 40000         |                                 | 1.0          |
| TOTAL POPULATION SERVED BY SOURCE WATER SYSTEM - - - - - |                 |            |              |        |                        | 40000         |                                 |              |
| NORWALK 2ND TAXING DIST                                  | 1030021         | FAIRFIELD  | Acid         | ADJ    | /68                    | 38000         |                                 | 1.0          |
| TOTAL POPULATION SERVED BY SOURCE WATER SYSTEM - - - - - |                 |            |              |        |                        | 38000         |                                 |              |
| NORWICH WATER DEPT                                       | 1040011         | NEW LONDON | Acid         | ADJ    | /69                    | 32000         |                                 | 1.0          |
| TOTAL POPULATION SERVED BY SOURCE WATER SYSTEM - - - - - |                 |            |              |        |                        | 32000         |                                 |              |
| ORCHARD HILL ESTATE                                      | 0320171         | TOLLAND    |              | NATL   |                        | 50            | 0.9                             |              |
| TOTAL POPULATION SERVED BY SOURCE WATER SYSTEM - - - - - |                 |            |              |        |                        | 50            |                                 |              |
| PLAINVILLE   | 1100011         | HARTFORD   | NaF          | ADJ    | /82                    | 15480         |                                 | 1.0          |
| TOTAL POPULATION SERVED BY SOURCE WATER SYSTEM - - - - - |                 |            |              |        |                        | 15480         |                                 |              |
| ROCKVILLE WATER AND AQUEDUCT                             | 1460011         | TOLLAND    | Acid         | ADJ    | /67                    | 28007         |                                 | 1.0          |
| TOTAL POPULATION SERVED BY SOURCE WATER SYSTEM - - - - - |                 |            |              |        |                        | 28007         |                                 |              |
| SOUTHURY TRAINING SCHOOL                                 | 1300011         | NEW HAVEN  | NaF          | ADJ    | /45                    | 3000          |                                 | 1.0          |
| TOTAL POPULATION SERVED BY SOURCE WATER SYSTEM - - - - - |                 |            |              |        |                        | 3000          |                                 |              |
| SOUTHINGTON WATER DEPT                                   | 1310011         | HARTFORD   | NaF          | ADJ    | /68                    | 36747         |                                 | 1.0          |
| TOTAL POPULATION SERVED BY SOURCE WATER SYSTEM - - - - - |                 |            |              |        |                        | 36747         |                                 |              |
| STAMFORD WATER CO  | 1350011         | FAIRFIELD  | Acid         | ADJ    | /67                    | 101638        |                                 | 1.0          |
| TOTAL POPULATION SERVED BY SOURCE WATER SYSTEM - - - - - |                 |            |              |        |                        | 101638        |                                 |              |
| TORRINGTON WATER CO                                      | 1430011         | LITCHFIELD | Acid         | ADJ    | /58                    | 30982         |                                 | 1.0          |
| TOTAL POPULATION SERVED BY SOURCE WATER SYSTEM - - - - - |                 |            |              |        |                        | 30982         |                                 |              |

POPULATION SERVED FLUORIDATED DRINKING WATER BY SOURCE SYSTEM,  
CONSECUTIVE SYSTEM, AND COUNTY WITHIN STATE (AS OF 12/31/85)

## CONNECTICUT

| WATER SYSTEM and<br>CONSECUTIVE SYSTEMS SERVED           | EPA<br>ID<br>NO | COUNTY    | CHEM<br>USED | STATUS | FLUOR<br>START<br>DATE | POP<br>SERVED | NATURAL SYSTEMS |              |
|--|-----------------|-----------|--------------|--------|------------------------|---------------|-----------------|--------------|
|  |                 |           |              |        |                        |               | NAT<br>LEVEL    | OPT<br>LEVEL |
| UNIV OF CONNECTICUT                                      | 0780021         | TOLLAND   | NaF          | ADJ    | /50                    | 21700         |                 | 1.0          |
| TOTAL POPULATION SERVED BY SOURCE WATER SYSTEM - - - - - |                 |           |              |        |                        | 21700         |                 |              |
| WALLINGFORD WATER DEPT                                   | 1480011         | NEW HAVEN | Acid         | ADJ    | /67                    | 42000         |                 | 1.0          |
| TOTAL POPULATION SERVED BY SOURCE WATER SYSTEM - - - - - |                 |           |              |        |                        | 42000         |                 |              |
| WATERBURY WATER DEPT                                     | 1510011         | NEW HAVEN | Acid         | ADJ    | /68                    | 108000        |                 | 1.0          |
| TOTAL POPULATION SERVED BY SOURCE WATER SYSTEM - - - - - |                 |           |              |        |                        | 108000        |                 |              |
| WILLIMANTIC WATER DEPT                                   | 1630011         | WINDHAM   | Acid         | ADJ    | /58                    | 16400         |                 | 1.0          |
| TOTAL POPULATION SERVED BY SOURCE WATER SYSTEM - - - - - |                 |           |              |        |                        | 16400         |                 |              |

POPULATION SERVED FLUORIDATED DRINKING WATER BY SOURCE SYSTEM,  
CONSECUTIVE SYSTEM, AND COUNTY WITHIN STATE (AS OF 12/31/85)

## DELAWARE

| WATER SYSTEM and<br>CONSECUTIVE SYSTEMS SERVED           | EPA<br>ID<br>NO | COUNTY        | CHEM<br>USED | STATUS | FLUOR<br>START<br>DATE | POP<br>SERVED | NATURAL SYSTEMS<br>NAT<br>LEVEL | OPT<br>LEVEL |
|--|-----------------|---------------|--------------|--------|------------------------|---------------|---------------------------------|--------------|
| ARTESIAN WATER COMPANY                                   | 0000552         | NEW CASTLE    | HF           | ADJ    | 04/73                  | 150000        |                                 | 1.0          |
| TOTAL POPULATION SERVED BY SOURCE WATER SYSTEM - - - - - |                 |               |              |        |                        | 150000        |                                 |              |
| CAMDEN-WYOMING SEWER & WD                                | 0000563         | KENT          |              | NATL   |                        | 2700          |                                 | 0.8          |
| TOTAL POPULATION SERVED BY SOURCE WATER SYSTEM - - - - - |                 |               |              |        |                        | 2700          |                                 |              |
| CLAYTON 1  | 0001565         | KENT          |              | NATL   |                        | 720           |                                 | 0.8          |
| TOTAL POPULATION SERVED BY SOURCE WATER SYSTEM - - - - - |                 |               |              |        |                        | 720           |                                 |              |
| CLAYTON 2  | 0002565         | KENT          |              | NATL   |                        | 480           |                                 | 0.8          |
| TOTAL POPULATION SERVED BY SOURCE WATER SYSTEM - - - - - |                 |               |              |        |                        | 480           |                                 |              |
| DEL CORRECTIONAL CENTER                                  | 0000011         | NEW CASTLE    |              | NATL   |                        | 1400          |                                 | 0.7          |
| TOTAL POPULATION SERVED BY SOURCE WATER SYSTEM - - - - - |                 |               |              |        |                        | 1400          |                                 |              |
| DOVER AIR FORCE BASE                                     | 0000579         | KENT          | NaF          | ADJ    | /74                    | 8000          |                                 | 1.0          |
| TOTAL POPULATION SERVED BY SOURCE WATER SYSTEM - - - - - |                 |               |              |        |                        | 8000          |                                 |              |
| DOVER AIR FORCE BASE HOUSING                             | 0000474         | DOVER         | NaF          | ADJ    | /80                    | 900           |                                 | 1.0          |
| TOTAL POPULATION SERVED BY SOURCE WATER SYSTEM - - - - - |                 |               |              |        |                        | 900           |                                 |              |
| DUCK CREEK TRAILER PARK                                  | 0000631         | NEW CASTLE    |              | NATL   |                        | 30            |                                 | 0.9          |
| TOTAL POPULATION SERVED BY SOURCE WATER SYSTEM - - - - - |                 |               |              |        |                        | 30            |                                 |              |
| LEWES WD   | 0000602         | SUSSEX        | NaF          | ADJ    | 02/64                  | 2600          |                                 | 1.0          |
| TOTAL POPULATION SERVED BY SOURCE WATER SYSTEM - - - - - |                 |               |              |        |                        | 2600          |                                 |              |
| MILFORD WD   | 0000616         | KENT & SUSSEX | HF           | ADJ    | 11/73                  | 5300          |                                 | 1.0          |
| TOTAL POPULATION SERVED BY SOURCE WATER SYSTEM - - - - - |                 |               |              |        |                        | 5300          |                                 |              |
| NEWARK WD  | 0000630         | NEW CASTLE    | NaF          | ADJ    | /51                    | 30000         |                                 | 1.0          |
| TOTAL POPULATION SERVED BY SOURCE WATER SYSTEM - - - - - |                 |               |              |        |                        | 30000         |                                 |              |
| SELBYVILLE WD  | 0000654         | SUSSEX        | NaF          | ADJ    | 05/56                  | 1425          |                                 | 1.0          |
| TOTAL POPULATION SERVED BY SOURCE WATER SYSTEM - - - - - |                 |               |              |        |                        | 1425          |                                 |              |



POPULATION SERVED FLUORIDATED DRINKING WATER BY SOURCE SYSTEM,  
 CONSECUTIVE SYSTEM, AND COUNTY WITHIN STATE (AS OF 12/31/85)

**DELAWARE**

| WATER SYSTEM and<br>CONSECUTIVE SYSTEMS SERVED           | EPA<br>ID<br>NO | COUNTY     | CHEM<br>USED | STATUS | FLUOR<br>START<br>DATE | POP<br>SERVED | NATURAL SYSTEMS |              |
|--|-----------------|------------|--------------|--------|------------------------|---------------|-----------------|--------------|
|  |                 |            |              |        |                        |               | NAT<br>LEVEL    | OPT<br>LEVEL |
| STRIMELS TRAILER PARK                                    | 0000492         | KENT       |              |        | NATL                   | 38            | 0.7             |              |
| TOTAL POPULATION SERVED BY SOURCE WATER SYSTEM - - - - - |                 |            |              |        |                        | 38            |                 |              |
| WILMINGTON   | 0000663         | NEW CASTLE | NaSiF6       | ADJ    | 01/60                  | 140000        |                 | 1.0          |
| TOTAL POPULATION SERVED BY SOURCE WATER SYSTEM - - - - - |                 |            |              |        |                        | 140000        |                 |              |
| WILMINGTON SUBURBAN W CORP                               | 0000564         | NEW CASTLE | HF           | ADJ    | 03/72                  | 75000         |                 | 1.0          |
| TOTAL POPULATION SERVED BY SOURCE WATER SYSTEM - - - - - |                 |            |              |        |                        | 75000         |                 |              |

POPULATION SERVED FLUORIDATED DRINKING WATER BY SOURCE SYSTEM,  
 CONSECUTIVE SYSTEM, AND COUNTY WITHIN STATE (AS OF 12/31/85)

**DISTRICT OF COLUMBIA**

| WATER SYSTEM and<br>CONSECUTIVE SYSTEMS SERVED | EPA<br>ID<br>NO | COUNTY               | CHEM<br>USED | STATUS | FLUOR<br>START<br>DATE | POP<br>SERVED | NATURAL SYSTEMS |              |
|--|-----------------|----------------------|--------------|--------|------------------------|---------------|-----------------|--------------|
|  |                 |                      |              |        |                        |               | NAT<br>LEVEL    | OPT<br>LEVEL |
| WASHINGTON AQUEDUCT-CORPS ENG                  | 0000001         | DISTRICT OF COLUMBIA | Acid         | ADJ    | 06/52                  | 884000        |                 | 1.0          |
| ARLINGTON CO W&SD, VA                          | 6013010         | ARLINGTON            |              | CONS   |                        | 0             |                 |              |
| FALLS CHURCH, VA (PART)                        | 6610100         | FAIRFAX              |              | CONS   |                        | 0             |                 |              |

TOTAL POPULATION SERVED BY SOURCE WATER SYSTEM - - - - - 884000

POPULATION SERVED FLUORIDATED DRINKING WATER BY SOURCE SYSTEM,  
CONSECUTIVE SYSTEM, AND COUNTY WITHIN STATE (AS OF 12/31/85)

**FLORIDA**

| WATER SYSTEM and<br>CONSECUTIVE SYSTEMS SERVED           | EPA<br>ID<br>NO | COUNTY     | CHEM<br>USED | STATUS | FLUOR<br>START<br>DATE | POP<br>SERVED | NATURAL SYSTEMS<br>NAT<br>LEVEL | OPT<br>LEVEL |
|--|-----------------|------------|--------------|--------|------------------------|---------------|---------------------------------|--------------|
| ALACHUA  | 2010017         | ALACHUA    | NaF          | ADJ    | 06/80                  | 3703          |                                 | 0.8          |
| TOTAL POPULATION SERVED BY SOURCE WATER SYSTEM - - - - - |                 |            |              |        |                        | 3703          |                                 |              |
| ANNA MARIA   |                 | MANATEE    |              | NATL   |                        | 1664          |                                 | 0.0          |
| TOTAL POPULATION SERVED BY SOURCE WATER SYSTEM - - - - - |                 |            |              |        |                        | 1664          |                                 |              |
| APALACHICOLA   | 1190150         | FRANKLIN   |              | NATL   |                        | 2613          |                                 | 0.0          |
| TOTAL POPULATION SERVED BY SOURCE WATER SYSTEM - - - - - |                 |            |              |        |                        | 2613          |                                 |              |
| ARCADIA  | 6140314         | DE SOTO    |              | NATL   |                        | 6105          |                                 | 0.0          |
| TOTAL POPULATION SERVED BY SOURCE WATER SYSTEM - - - - - |                 |            |              |        |                        | 6105          |                                 |              |
| AVON PARK  | 5280049         | HIGHLANDS  | Acid         | ADJ    | 06/81                  | 8800          |                                 | 0.7          |
| TOTAL POPULATION SERVED BY SOURCE WATER SYSTEM - - - - - |                 |            |              |        |                        | 8800          |                                 |              |
| BAKER  | 1460043         | OKALOOSA   |              | NATL   |                        | 1575          |                                 | 0.0          |
| TOTAL POPULATION SERVED BY SOURCE WATER SYSTEM - - - - - |                 |            |              |        |                        | 1575          |                                 |              |
| BELLE GLADE  | 4500105         | PALM BEACH | Acid         | ADJ    | 12/56                  | 16928         |                                 | 0.7          |
| TOTAL POPULATION SERVED BY SOURCE WATER SYSTEM - - - - - |                 |            |              |        |                        | 16928         |                                 |              |
| BLOUNTS TOWN   | 1070685         | CALHOUN    |              | NATL   |                        | 2701          |                                 | 0.0          |
| TOTAL POPULATION SERVED BY SOURCE WATER SYSTEM - - - - - |                 |            |              |        |                        | 2701          |                                 |              |
| BRADENTON BEACH  |                 | MANATEE    |              | NATL   |                        | 1730          |                                 | 0.0          |
| TOTAL POPULATION SERVED BY SOURCE WATER SYSTEM - - - - - |                 |            |              |        |                        | 1730          |                                 |              |
| BROADVIEW PK WC  | 4060155         | BROWARD    | Acid         | ADJ    | 08/76                  | 6700          |                                 | 0.7          |
| TOTAL POPULATION SERVED BY SOURCE WATER SYSTEM - - - - - |                 |            |              |        |                        | 6700          |                                 |              |
| BROWARD COUNTY UTILITY                                   | 4060162         | BROWARD    | Acid         | ADJ    | 08/76                  | 170900        |                                 | 0.7          |
| TOTAL POPULATION SERVED BY SOURCE WATER SYSTEM - - - - - |                 |            |              |        |                        | 170900        |                                 |              |
| CAPE CORAL   | 5360325         | LEE        |              | NATL   |                        | 45777         |                                 | 0.0          |
| TOTAL POPULATION SERVED BY SOURCE WATER SYSTEM - - - - - |                 |            |              |        |                        | 45777         |                                 |              |

POPULATION SERVED FLUORIDATED DRINKING WATER BY SOURCE SYSTEM,  
CONSECUTIVE SYSTEM, AND COUNTY WITHIN STATE (AS OF 12/31/85)

# FLORIDA

| WATER SYSTEM and<br>CONSECUTIVE SYSTEMS SERVED           | EPA<br>ID<br>NO | COUNTY       | CHEM<br>USED | STATUS | FLUOR<br>START<br>DATE | POP<br>SERVED | NATURAL SYSTEMS<br>NAT<br>LEVEL | OPT<br>LEVEL |
|--|-----------------|--------------|--------------|--------|------------------------|---------------|---------------------------------|--------------|
| COCOA  | 3050223         | BREVARD      | Acid         | ADJ    | 11/55                  | 102903        |                                 | 0.7          |
| TOTAL POPULATION SERVED BY SOURCE WATER SYSTEM - - - - - |                 |              |              |        |                        | 102903        |                                 |              |
| COCOA  | 3050233         | BREVARD      | Acid         | ADJ    | 11/55                  | 102903        |                                 | 0.7          |
| TOTAL POPULATION SERVED BY SOURCE WATER SYSTEM - - - - - |                 |              |              |        |                        | 102903        |                                 |              |
| CORRY NAVAL STATION                                      | 1170814         | ESCAMBIA     |              | ADJ    | /57                    | 5000          |                                 | 0.8          |
| TOTAL POPULATION SERVED BY SOURCE WATER SYSTEM - - - - - |                 |              |              |        |                        | 5000          |                                 |              |
| CRESTVIEW  | 1460182         | OKALOOSA     | Acid         | ADJ    | 04/85                  | 7945          |                                 | 0.8          |
| TOTAL POPULATION SERVED BY SOURCE WATER SYSTEM - - - - - |                 |              |              |        |                        | 7945          |                                 |              |
| DANIA  | 4060253         | BROWARD      | Acid         | ADJ    | 01/78                  | 15000         |                                 | 0.7          |
| TOTAL POPULATION SERVED BY SOURCE WATER SYSTEM - - - - - |                 |              |              |        |                        | 15000         |                                 |              |
| DAVIE  | 4060344         | BROWARD      | Acid         | ADJ    | 01/78                  | 21500         |                                 | 0.7          |
| TOTAL POPULATION SERVED BY SOURCE WATER SYSTEM - - - - - |                 |              |              |        |                        | 21500         |                                 |              |
| DAYTONA BEACH  | 3640275         | VOLUSIA      | NaSiF6       | ADJ    | 01/66                  | 75000         |                                 | 0.8          |
| TOTAL POPULATION SERVED BY SOURCE WATER SYSTEM - - - - - |                 |              |              |        |                        | 75000         |                                 |              |
| DESTIN   | 1460202         | OKALOOSA     |              | NATL   |                        | 6322          |                                 | 0.0          |
| TOTAL POPULATION SERVED BY SOURCE WATER SYSTEM - - - - - |                 |              |              |        |                        | 6322          |                                 |              |
| EGLIN AFB  | 1460828         | OKALOOSA     |              | ADJ    |                        | 10000         |                                 | 0.8          |
| TOTAL POPULATION SERVED BY SOURCE WATER SYSTEM - - - - - |                 |              |              |        |                        | 10000         |                                 |              |
| EUSTIS   | 3350346         | LAKE         | Acid         | ADJ    | 05/84                  | 10055         |                                 | 0.8          |
| TOTAL POPULATION SERVED BY SOURCE WATER SYSTEM - - - - - |                 |              |              |        |                        | 10055         |                                 |              |
| EVERGLADES   | 5110089         | COLLIER      |              | NATL   |                        | 514           |                                 | 0.0          |
| TOTAL POPULATION SERVED BY SOURCE WATER SYSTEM - - - - - |                 |              |              |        |                        | 514           |                                 |              |
| FELLSMERE  |                 | INDIAN RIVER |              | NATL   |                        | 1161          |                                 | 0.0          |
| TOTAL POPULATION SERVED BY SOURCE WATER SYSTEM - - - - - |                 |              |              |        |                        | 1161          |                                 |              |

POPULATION SERVED FLUORIDATED DRINKING WATER BY SOURCE SYSTEM,  
CONSECUTIVE SYSTEM, AND COUNTY WITHIN STATE (AS OF 12/31/85)

# FLORIDA

| WATER SYSTEM and<br>CONSECUTIVE SYSTEMS SERVED           | EPA<br>ID<br>NO | COUNTY    | CHEM<br>USED | STATUS | FLUOR<br>START<br>DATE | POP<br>SERVED | NATURAL SYSTEMS<br>NAT OPT<br>LEVEL LEVEL |
|--|-----------------|-----------|--------------|--------|------------------------|---------------|---|
| FERNANDINA BEACH   | 2450364         | NASSAU    |              |        | NATL                   | 8491          | 0.0                                       |
| TOTAL POPULATION SERVED BY SOURCE WATER SYSTEM - - - - - |                 |           |              |        |                        | 8491          |   |
| FERNCREST  | 4060419         | BROWARD   | Acid         | ADJ    | 01/78                  | 5000          | 0.7                                       |
| TOTAL POPULATION SERVED BY SOURCE WATER SYSTEM - - - - - |                 |           |              |        |                        | 5000          |   |
| FLORIDA KEYS AQUEDUCT                                    | 5444047         | MONROE    | NaSiF6       | ADJ    | 11/81                  | 60000         | 0.7                                       |
| TOTAL POPULATION SERVED BY SOURCE WATER SYSTEM - - - - - |                 |           |              |        |                        | 60000         |   |
| FORT MYERS   | 5360102         | LEE       | Acid         | ADJ    | 01/75                  | 37709         | 0.7                                       |
| TOTAL POPULATION SERVED BY SOURCE WATER SYSTEM - - - - - |                 |           |              |        |                        | 37709         |   |
| FORT PIERCE  | 4560490         | ST. LUCIE | Acid         | ADJ    | 06/63                  | 45000         | 0.7                                       |
| TOTAL POPULATION SERVED BY SOURCE WATER SYSTEM - - - - - |                 |           |              |        |                        | 45000         |   |
| FORT WALTON BEACH  | 1460144         | OKALOOSA  |              |        | NATL                   | 22308         | 0.0                                       |
| TOTAL POPULATION SERVED BY SOURCE WATER SYSTEM - - - - - |                 |           |              |        |                        | 22308         |   |
| FORT WHITE   |                 | COLUMBIA  |              |        | NATL                   | 386           | 0.0                                       |
| TOTAL POPULATION SERVED BY SOURCE WATER SYSTEM - - - - - |                 |           |              |        |                        | 386           |   |
| FT LAUDERDALE  | 4060486         | BROWARD   | Acid         | ADJ    | 05/81                  | 237350        | 0.7                                       |
| TOTAL POPULATION SERVED BY SOURCE WATER SYSTEM - - - - - |                 |           |              |        |                        | 237350        |   |
| GAINESVILLE  | 2010946         | ALACHUA   | Acid         | ADJ    | 10/49                  | 111000        | 0.8                                       |
| TOTAL POPULATION SERVED BY SOURCE WATER SYSTEM - - - - - |                 |           |              |        |                        | 111000        |   |
| GREATER PINE ISLAND                                      | 5360322         | LEE       |              |        | NATL                   | 4613          | 0.0                                       |
| TOTAL POPULATION SERVED BY SOURCE WATER SYSTEM - - - - - |                 |           |              |        |                        | 4613          |   |
| GREEN COVE SPRINGS                                       | 2100437         | CLAY      | Acid         | ADJ    | 12/82                  | 4486          | 0.8                                       |
| TOTAL POPULATION SERVED BY SOURCE WATER SYSTEM - - - - - |                 |           |              |        |                        | 4486          |   |
| HALLANDALE   | 4060573         | BROWARD   | Acid         | ADJ    | /75                    | 55000         | 0.7                                       |
| TOTAL POPULATION SERVED BY SOURCE WATER SYSTEM - - - - - |                 |           |              |        |                        | 55000         |   |

POPULATION SERVED FLUORIDATED DRINKING WATER BY SOURCE SYSTEM,  
 CONSECUTIVE SYSTEM, AND COUNTY WITHIN STATE (AS OF 12/31/85)

**FLORIDA**

| WATER SYSTEM and<br>CONSECUTIVE SYSTEMS SERVED | EPA<br>ID<br>NO | COUNTY    | CHEM<br>USED | STATUS | FLUOR<br>START<br>DATE | POP<br>SERVED | NATURAL SYSTEMS<br>NAT<br>LEVEL | OPT<br>LEVEL |
|--|-----------------|-----------|--------------|--------|------------------------|---------------|---------------------------------|--------------|
| HASTINGS                                       | 2550476         | ST. JOHNS |              |        | NATL                   | 999           | 0.0                             |              |
| TOTAL POPULATION SERVED BY SOURCE WATER SYSTEM |                 |           |              |        |                        | 999           |                                 |              |
| HAWTHORNE                                      | 2010477         | ALACHUA   | NaF          | ADJ    | 06/81                  | 1300          |                                 | 0.8          |
| TOTAL POPULATION SERVED BY SOURCE WATER SYSTEM |                 |           |              |        |                        | 1300          |                                 |              |
| HIGH SPRINGS                                   | 2010201         | ALACHUA   | NaF          | ADJ    | 01/79                  | 3612          |                                 | 0.8          |
| TOTAL POPULATION SERVED BY SOURCE WATER SYSTEM |                 |           |              |        |                        | 3612          |                                 |              |
| HILLSBORO BEACH                                | 4060615         | BROWARD   | Acid         | ADJ    | 02/82                  | 1586          |                                 | 0.7          |
| TOTAL POPULATION SERVED BY SOURCE WATER SYSTEM |                 |           |              |        |                        | 1586          |                                 |              |
| HOLLYWOOD                                      | 4060642         | BROWARD   | Acid         | ADJ    | 06/77                  | 130600        |                                 | 0.7          |
| TOTAL POPULATION SERVED BY SOURCE WATER SYSTEM |                 |           |              |        |                        | 130600        |                                 |              |
| HOLMES BEACH                                   |                 | MANATEE   |              |        | NATL                   | 4023          |                                 | 0.0          |
| TOTAL POPULATION SERVED BY SOURCE WATER SYSTEM |                 |           |              |        |                        | 4023          |                                 |              |
| HOMESTEAD                                      | 4130645         | DADE      | Acid         | ADJ    | 01/85                  | 22062         |                                 | 0.7          |
| TOTAL POPULATION SERVED BY SOURCE WATER SYSTEM |                 |           |              |        |                        | 22062         |                                 |              |
| HOMESTEAD AFB                                  | 4131631         | DADE      |              |        | ADJ                    | 13953         |                                 | 0.7          |
| TOTAL POPULATION SERVED BY SOURCE WATER SYSTEM |                 |           |              |        |                        | 13953         |                                 |              |
| HURLBURT FIELD                                 | 1460782         | OKALOOSA  |              |        | NATL                   | 1072          |                                 | 0.0          |
| TOTAL POPULATION SERVED BY SOURCE WATER SYSTEM |                 |           |              |        |                        | 1072          |                                 |              |
| JACKSONVILLE                                   |                 | DUVAL     |              |        | NATL                   | 569455        |                                 | 0.0          |
| TOTAL POPULATION SERVED BY SOURCE WATER SYSTEM |                 |           |              |        |                        | 569455        |                                 |              |
| KISSIMMEE                                      | 3490751         | OSCEOLA   | Acid         | ADJ    | 05/81                  | 18320         |                                 | 0.7          |
| TOTAL POPULATION SERVED BY SOURCE WATER SYSTEM |                 |           |              |        |                        | 18320         |                                 |              |
| LAKE ALFRED                                    | 6530321         | POLK      | Acid         | ADJ    | 11/82                  | 3316          |                                 | 0.7          |
| TOTAL POPULATION SERVED BY SOURCE WATER SYSTEM |                 |           |              |        |                        | 3316          |                                 |              |

POPULATION SERVED FLUORIDATED DRINKING WATER BY SOURCE SYSTEM,  
CONSECUTIVE SYSTEM, AND COUNTY WITHIN STATE (AS OF 12/31/85)

**FLORIDA**

| WATER SYSTEM and<br>CONSECUTIVE SYSTEMS SERVED           | EPA<br>ID<br>NO | COUNTY       | CHEM<br>USED | STATUS | FLUOR<br>START<br>DATE | POP<br>SERVED | NATURAL SYSTEMS<br>NAT<br>LEVEL | OPT<br>LEVEL |
|--|-----------------|--------------|--------------|--------|------------------------|---------------|---------------------------------|--------------|
| LAKE CITY  | 2120630         | COLUMBIA     | NaSiF6       | ADJ    | 12/82                  | 18000         |                                 | 0.8          |
| TOTAL POPULATION SERVED BY SOURCE WATER SYSTEM - - - - - |                 |              |              |        |                        | 18000         |                                 |              |
| LAKELAND   | 6531014         | POLK         | Acid         | ADJ    | 03/82                  | 94000         |                                 | 0.7          |
| TOTAL POPULATION SERVED BY SOURCE WATER SYSTEM - - - - - |                 |              |              |        |                        | 94000         |                                 |              |
| LAUDERHILL   | 4060787         | BROWARD      | Acid         | ADJ    | 03/75                  | 44000         |                                 | 0.7          |
| TOTAL POPULATION SERVED BY SOURCE WATER SYSTEM - - - - - |                 |              |              |        |                        | 44000         |                                 |              |
| LEESBURG   | 3350745         | LAKE         | NaSiF6       | ADJ    | /62                    | 13476         |                                 | 0.8          |
| TOTAL POPULATION SERVED BY SOURCE WATER SYSTEM - - - - - |                 |              |              |        |                        | 13476         |                                 |              |
| LIVE OAK   | 2610203         | SUWANEE      | Acid         | ADJ    | 04/82                  | 7463          |                                 | 0.8          |
| TOTAL POPULATION SERVED BY SOURCE WATER SYSTEM - - - - - |                 |              |              |        |                        | 7463          |                                 |              |
| LONG BEACH   |                 | BAY          |              | NATL   |                        | 167           | 0.0                             |              |
| TOTAL POPULATION SERVED BY SOURCE WATER SYSTEM - - - - - |                 |              |              |        |                        | 167           |                                 |              |
| LONGWOOD   | 3590202         | SEMINOLE     | Acid         | ADJ    | 06/82                  | 10811         |                                 | 0.8          |
| TOTAL POPULATION SERVED BY SOURCE WATER SYSTEM - - - - - |                 |              |              |        |                        | 10811         |                                 |              |
| MACCLENNY  | 2020204         | BAKER        |              | NATL   |                        | 3935          | 0.0                             |              |
| TOTAL POPULATION SERVED BY SOURCE WATER SYSTEM - - - - - |                 |              |              |        |                        | 3935          |                                 |              |
| MACDILL AFB  |                 | HILLSBOROUGH |              | ADJ    | /59                    | 8000          |                                 | 0.7          |
| TOTAL POPULATION SERVED BY SOURCE WATER SYSTEM - - - - - |                 |              |              |        |                        | 8000          |                                 |              |
| MADISON  | 2400205         | MADISON      | Acid         | ADJ    | 05/85                  | 6640          |                                 | 0.8          |
| TOTAL POPULATION SERVED BY SOURCE WATER SYSTEM - - - - - |                 |              |              |        |                        | 6640          |                                 |              |
| MAITLAND   | 3480203         | ORANGE       | Acid         | ADJ    | 03/78                  | 9166          |                                 | 0.8          |
| TOTAL POPULATION SERVED BY SOURCE WATER SYSTEM - - - - - |                 |              |              |        |                        | 9166          |                                 |              |
| MARGATE  | 4060845         | BROWARD      | Acid         | ADJ    | 11/77                  | 48000         |                                 | 0.7          |
| TOTAL POPULATION SERVED BY SOURCE WATER SYSTEM - - - - - |                 |              |              |        |                        | 48000         |                                 |              |

POPULATION SERVED FLUORIDATED DRINKING WATER BY SOURCE SYSTEM,  
CONSECUTIVE SYSTEM, AND COUNTY WITHIN STATE (AS OF 12/31/85)

# FLORIDA

| WATER SYSTEM and<br>CONSECUTIVE SYSTEMS SERVED           | EPA<br>ID<br>NO | COUNTY     | CHEM<br>USED | STATUS | FLUOR<br>START<br>DATE | POP<br>SERVED | NATURAL SYSTEMS<br>NAT<br>LEVEL | OPT<br>LEVEL |
|--|-----------------|------------|--------------|--------|------------------------|---------------|---------------------------------|--------------|
| MAYPORT NAVAL STA  | 2160734         | DUVAL      |              | ADJ    |                        | 2702          |                                 | 0.8          |
| TOTAL POPULATION SERVED BY SOURCE WATER SYSTEM - - - - - |                 |            |              |        |                        | 2702          |                                 |              |
| MELBOURNE  | 3051447         | BREVARD    | NaSiF6       | ADJ    | 11/66                  | 103771        |                                 | 0.7          |
| TOTAL POPULATION SERVED BY SOURCE WATER SYSTEM - - - - - |                 |            |              |        |                        | 103771        |                                 |              |
| MEXICO BEACH   | 1030467         | BAY        |              | NATL   |                        | 1124          |                                 | 0.0          |
| TOTAL POPULATION SERVED BY SOURCE WATER SYSTEM - - - - - |                 |            |              |        |                        | 1124          |                                 |              |
| MIAMI  | 4130871         | DADE       | NaSiF6       | ADJ    | 04/52                  | 1462000       |                                 | 0.7          |
| TOTAL POPULATION SERVED BY SOURCE WATER SYSTEM - - - - - |                 |            |              |        |                        | 1462000       |                                 |              |
| MILTON   | 1570146         | SANTA ROSA | Acid         | ADJ    | 05/85                  | 11500         |                                 | 0.8          |
| TOTAL POPULATION SERVED BY SOURCE WATER SYSTEM - - - - - |                 |            |              |        |                        | 11500         |                                 |              |
| MIRAMAR  | 4060925         | BROWARD    | Acid         | ADJ    | /75                    | 37200         |                                 | 0.7          |
| TOTAL POPULATION SERVED BY SOURCE WATER SYSTEM - - - - - |                 |            |              |        |                        | 37200         |                                 |              |
| NAPLES   | 5110198         | COLLIER    |              | ADJ    | 01/59                  | 47944         |                                 | 0.7          |
| TOTAL POPULATION SERVED BY SOURCE WATER SYSTEM - - - - - |                 |            |              |        |                        | 47944         |                                 |              |
| NAV AIR STA - CECIL                                      | 2160795         | DUVAL      |              | ADJ    |                        | 6070          |                                 | 0.8          |
| TOTAL POPULATION SERVED BY SOURCE WATER SYSTEM - - - - - |                 |            |              |        |                        | 6070          |                                 |              |
| NAV AIR STA - ESCAMBIA                                   | 1170548         | ESCAMBIA   |              | ADJ    | /57                    | 15000         |                                 | 0.8          |
| TOTAL POPULATION SERVED BY SOURCE WATER SYSTEM - - - - - |                 |            |              |        |                        | 15000         |                                 |              |
| NAV AIR STA - KEY WEST                                   |                 | MONROE     |              | ADJ    |                        | 6092          |                                 | 0.7          |
| TOTAL POPULATION SERVED BY SOURCE WATER SYSTEM - - - - - |                 |            |              |        |                        | 6092          |                                 |              |
| NAV AIR STA - WHITING                                    | 1570489         | SANTA ROSA |              | ADJ    | /57                    | 4088          |                                 | 0.8          |
| TOTAL POPULATION SERVED BY SOURCE WATER SYSTEM - - - - - |                 |            |              |        |                        | 4088          |                                 |              |
| NAVARRE  | 1170590         | SANTA ROSA |              | NATL   |                        | 950           |                                 | 0.0          |
| TOTAL POPULATION SERVED BY SOURCE WATER SYSTEM - - - - - |                 |            |              |        |                        | 950           |                                 |              |



POPULATION SERVED FLUORIDATED DRINKING WATER BY SOURCE SYSTEM,  
CONSECUTIVE SYSTEM, AND COUNTY WITHIN STATE (AS OF 12/31/85)

# FLORIDA

| WATER SYSTEM and<br>CONSECUTIVE SYSTEMS SERVED           | EPA<br>ID<br>NO | COUNTY     | CHEM<br>USED | STATUS | FLUOR<br>START<br>DATE | POP<br>SERVED | NATURAL SYSTEMS<br>NAT<br>LEVEL | OPT<br>LEVEL |
|--|-----------------|------------|--------------|--------|------------------------|---------------|---------------------------------|--------------|
| NEW SMYRNA BEACH   | 3640876         | VOLUSIA    | NaSiF6       | ADJ    | 06/83                  | 20500         |                                 | 0.8          |
| TOTAL POPULATION SERVED BY SOURCE WATER SYSTEM - - - - - |                 |            |              |        |                        | 20500         |                                 |              |
| NICEVILLE  | 1460147         | OKALOOSA   | Acid         | ADJ    | 07/81                  | 10000         |                                 | 0.8          |
| TOTAL POPULATION SERVED BY SOURCE WATER SYSTEM - - - - - |                 |            |              |        |                        | 10000         |                                 |              |
| NORTH LAUDERDALE   | 4060976         | BROWARD    | Acid         | ADJ    | 10/76                  | 22000         |                                 | 0.7          |
| TOTAL POPULATION SERVED BY SOURCE WATER SYSTEM - - - - - |                 |            |              |        |                        | 22000         |                                 |              |
| NORTH MIAMI  | 4130977         | DADE       |              | ADJ    |                        | 65903         |                                 | 0.7          |
| TOTAL POPULATION SERVED BY SOURCE WATER SYSTEM - - - - - |                 |            |              |        |                        | 65903         |                                 |              |
| OCALA  | 3420922         | MARION     | Acid         | ADJ    | 11/56                  | 38497         |                                 | 0.8          |
| TOTAL POPULATION SERVED BY SOURCE WATER SYSTEM - - - - - |                 |            |              |        |                        | 38497         |                                 |              |
| OKEECHOBEE   | 4470257         | OKEECHOBEE | Acid         | ADJ    | 05/82                  | 16965         |                                 | 0.7          |
| TOTAL POPULATION SERVED BY SOURCE WATER SYSTEM - - - - - |                 |            |              |        |                        | 16965         |                                 |              |
| ONECO  |                 | MANATEE    |              | NATL   |                        | 3246          |                                 | 0.0          |
| TOTAL POPULATION SERVED BY SOURCE WATER SYSTEM - - - - - |                 |            |              |        |                        | 3246          |                                 |              |
| ORLANDO  | 3480962         | ORANGE     | NaSiF6       | ADJ    | 11/56                  | 300000        |                                 | 0.7          |
| TOTAL POPULATION SERVED BY SOURCE WATER SYSTEM - - - - - |                 |            |              |        |                        | 300000        |                                 |              |
| ORLANDO NAVAL TNG  |                 | ORANGE     |              | ADJ    | 11/56                  | 20000         |                                 | 0.7          |
| TOTAL POPULATION SERVED BY SOURCE WATER SYSTEM - - - - - |                 |            |              |        |                        | 20000         |                                 |              |
| ORMOND BEACH   | 3640963         | VOLUSIA    | Acid         | ADJ    | 08/61                  | 35000         |                                 | 0.8          |
| TOTAL POPULATION SERVED BY SOURCE WATER SYSTEM - - - - - |                 |            |              |        |                        | 35000         |                                 |              |
| PALM VALLEY  | 2550866         | ST. JOHNS  |              | NATL   |                        | 450           |                                 | 0.0          |
| TOTAL POPULATION SERVED BY SOURCE WATER SYSTEM - - - - - |                 |            |              |        |                        | 450           |                                 |              |
| PALMA SOLA   |                 | MANATEE    |              | NATL   |                        | 1745          |                                 | 0.0          |
| TOTAL POPULATION SERVED BY SOURCE WATER SYSTEM - - - - - |                 |            |              |        |                        | 1745          |                                 |              |

POPULATION SERVED FLUORIDATED DRINKING WATER BY SOURCE SYSTEM,  
CONSECUTIVE SYSTEM, AND COUNTY WITHIN STATE (AS OF 12/31/85)

# FLORIDA

| WATER SYSTEM and<br>CONSECUTIVE SYSTEMS SERVED | EPA<br>ID<br>NO | COUNTY    | CHEM<br>USED | STATUS | FLUOR<br>START<br>DATE | POP<br>SERVED                                  | NATURAL SYSTEMS<br>NAT<br>LEVEL | OPT<br>LEVEL |
|--|-----------------|-----------|--------------|--------|------------------------|--|---------------------------------|--------------|
| PALMETTO                                       | 6410322         | MANATEE   |              | NATL   |                        | 8741   | 0.0                             |              |
|  |                 |           |              |        |                        | TOTAL POPULATION SERVED BY SOURCE WATER SYSTEM | 8741                            |              |
| PATRICK AFB                                    |                 | BREVARD   |              | ADJ    | 11/55                  | 12722  |                                 | 0.7          |
|  |                 |           |              |        |                        | TOTAL POPULATION SERVED BY SOURCE WATER SYSTEM | 12722                           |              |
| PLANTATION                                     | 4061121         | BROWARD   | Acid         | ADJ    | 01/78                  | 5000   |                                 | 0.7          |
|  |                 |           |              |        |                        | TOTAL POPULATION SERVED BY SOURCE WATER SYSTEM | 5000                            |              |
| PONTE VEDRA BEACH                              | 2550908         | ST. JOHNS |              | NATL   |                        | 2000   | 0.0                             |              |
|  |                 |           |              |        |                        | TOTAL POPULATION SERVED BY SOURCE WATER SYSTEM | 2000                            |              |
| PORT ORANGE                                    | 3641044         | VOLUSIA   | Acid         | ADJ    | 06/82                  | 28765  |                                 | 0.8          |
|  |                 |           |              |        |                        | TOTAL POPULATION SERVED BY SOURCE WATER SYSTEM | 28765                           |              |
| PORT ST JOE                                    | 1230545         | GULF      |              | NATL   |                        | 3984   | 0.0                             |              |
|  |                 |           |              |        |                        | TOTAL POPULATION SERVED BY SOURCE WATER SYSTEM | 3984                            |              |
| ROADVIEW COUNTY UTIL CORP                      | 4060158         | BROWARD   |              | ADJ    |                        | 6000   |                                 | 0.7          |
|  |                 |           |              |        |                        | TOTAL POPULATION SERVED BY SOURCE WATER SYSTEM | 6000                            |              |
| SAINT CLOUD                                    | 3491373         | OSCEOLA   | Acid         | ADJ    | 03/75                  | 9000   |                                 | 0.7          |
|  |                 |           |              |        |                        | TOTAL POPULATION SERVED BY SOURCE WATER SYSTEM | 9000                            |              |
| SANFORD  | 3590205         | SEMINOLE  | NaSiF6       | ADJ    | 01/66                  | 32475  |                                 | 0.8          |
|  |                 |           |              |        |                        | TOTAL POPULATION SERVED BY SOURCE WATER SYSTEM | 32475                           |              |
| SARASOTA                                       | 6580326         | SARASOTA  |              | NATL   |                        | 50000  | 0.0                             |              |
|  |                 |           |              |        |                        | TOTAL POPULATION SERVED BY SOURCE WATER SYSTEM | 50000                           |              |
| SEBRING  | 5280250         | HIGHLANDS | Acid         | ADJ    | 11/79                  | 20474  |                                 | 0.7          |
|  |                 |           |              |        |                        | TOTAL POPULATION SERVED BY SOURCE WATER SYSTEM | 20474                           |              |
| SNEADS   | 1320689         | JACKSON   |              | NATL   |                        | 2000   | 0.0                             |              |
|  |                 |           |              |        |                        | TOTAL POPULATION SERVED BY SOURCE WATER SYSTEM | 2000                            |              |

POPULATION SERVED FLUORIDATED DRINKING WATER BY SOURCE SYSTEM,  
CONSECUTIVE SYSTEM, AND COUNTY WITHIN STATE (AS OF 12/31/85)

# FLORIDA

| WATER SYSTEM and<br>CONSECUTIVE SYSTEMS SERVED           | EPA<br>ID<br>NO | COUNTY       | CHEM<br>USED | STATUS | FLUOR<br>START<br>DATE | POP<br>SERVED | NATURAL SYSTEMS<br>NAT OPT<br>LEVEL LEVEL |
|--|-----------------|--------------|--------------|--------|------------------------|---------------|---|
| SUNRISE  | 4061410         | BROWARD      | Acid         | ADJ    | 05/83                  | 77400         | 0.7                                       |
| TOTAL POPULATION SERVED BY SOURCE WATER SYSTEM - - - - - |                 |              |              |        |                        | 77400         |   |
| TAVARES  | 3351333         | LAKE         | Acid         | ADJ    | 08/83                  | 5239          | 0.8                                       |
| TOTAL POPULATION SERVED BY SOURCE WATER SYSTEM - - - - - |                 |              |              |        |                        | 5239          |   |
| TEMPLE TERRACE UTILITY                                   | 6291791         | HILLSBOROUGH | Acid         | ADJ    |                        | 16324         | 0.7                                       |
| TOTAL POPULATION SERVED BY SOURCE WATER SYSTEM - - - - - |                 |              |              |        |                        | 16324         |   |
| TERRA CEIA   |                 | MANATEE      |              | NATL   |                        | 550           | 0.0                                       |
| TOTAL POPULATION SERVED BY SOURCE WATER SYSTEM - - - - - |                 |              |              |        |                        | 550           |   |
| TITUSVILLE   | 3051367         | BREVARD      | Acid         | ADJ    | 06/83                  | 37500         | 0.7                                       |
| TOTAL POPULATION SERVED BY SOURCE WATER SYSTEM - - - - - |                 |              |              |        |                        | 37500         |   |
| TYNDALL AFB  |                 | BAY          |              | ADJ    |                        | 5500          | 0.8                                       |
| TOTAL POPULATION SERVED BY SOURCE WATER SYSTEM - - - - - |                 |              |              |        |                        | 5500          |   |
| UMATILLA   | 3351402         | LAKE         | Acid         | ADJ    | 08/84                  | 1919          | 0.8                                       |
| TOTAL POPULATION SERVED BY SOURCE WATER SYSTEM - - - - - |                 |              |              |        |                        | 1919          |   |
| UNIVERSITY UTILITIES                                     | 4061517         | BROWARD      | Acid         | ADJ    | /75                    | 2000          | 0.7                                       |
| TOTAL POPULATION SERVED BY SOURCE WATER SYSTEM - - - - - |                 |              |              |        |                        | 2000          |   |
| US SUGAR CORP  | 5260297         | HENDRY       | NaSiF6       | ADJ    | 10/51                  | 12000         | 0.7                                       |
| TOTAL POPULATION SERVED BY SOURCE WATER SYSTEM - - - - - |                 |              |              |        |                        | 12000         |   |
| VENICE   | 6581901         | SARASOTA     |              | NATL   |                        | 12153         | 0.0                                       |
| TOTAL POPULATION SERVED BY SOURCE WATER SYSTEM - - - - - |                 |              |              |        |                        | 12153         |   |
| VERO BEACH   | 3310206         | INDIAN RIVER | Acid         | ADJ    | 09/84                  | 17075         | 0.7                                       |
| TOTAL POPULATION SERVED BY SOURCE WATER SYSTEM - - - - - |                 |              |              |        |                        | 17075         |   |
| WAUCHULA   | 6250329         | HARDEE       |              | NATL   |                        | 2986          | 0.0                                       |
| TOTAL POPULATION SERVED BY SOURCE WATER SYSTEM - - - - - |                 |              |              |        |                        | 2986          |   |

POPULATION SERVED FLUORIDATED DRINKING WATER BY SOURCE SYSTEM,  
 CONSECUTIVE SYSTEM, AND COUNTY WITHIN STATE (AS OF 12/31/85)

**FLORIDA**

| WATER SYSTEM and<br>CONSECUTIVE SYSTEMS SERVED           | EPA<br>ID<br>NO | COUNTY | CHEM<br>USED | STATUS | FLUOR<br>START<br>DATE | POP<br>SERVED | NATURAL SYSTEMS<br>NAT OPT<br>LEVEL LEVEL |
|--|-----------------|--------|--------------|--------|------------------------|---------------|---|
| WEWAHITCHKA  | 1230734         | GULF   |              |        | NATL                   | 1742          | 0.0                                       |
| TOTAL POPULATION SERVED BY SOURCE WATER SYSTEM - - - - - |                 |        |              |        |                        | 1742          |   |
| ZOLFO SPRINGS  | 6250332         | HARDEE |              |        | NATL                   | 1700          | 0.0                                       |
| TOTAL POPULATION SERVED BY SOURCE WATER SYSTEM - - - - - |                 |        |              |        |                        | 1700          |   |

POPULATION SERVED FLUORIDATED DRINKING WATER BY SOURCE SYSTEM,  
CONSECUTIVE SYSTEM, AND COUNTY WITHIN STATE (AS OF 12/31/85)

GEORGIA

| WATER SYSTEM and<br>CONSECUTIVE SYSTEMS SERVED           | EPA<br>ID<br>NO | COUNTY     | CHEM<br>USED | STATUS | FLUOR<br>START<br>DATE | POP<br>SERVED | NATURAL SYSTEMS<br>NAT<br>LEVEL | OPT<br>LEVEL |
|--|-----------------|------------|--------------|--------|------------------------|---------------|---------------------------------|--------------|
| ADAIRSVILLE  | 0080028         | BARTOW     | NaF          | ADJ    | /79                    | 2700          |                                 | 1.0          |
| BARTOW COUNTY  | 0080029         | BARTOW     |              | CONS   |                        | 9800          |                                 |              |
| TOTAL POPULATION SERVED BY SOURCE WATER SYSTEM - - - - - |                 |            |              |        |                        | 12500         |                                 |              |
| ALBANY   | 0470437         | DOUGHERTY  | NaSiF6       | ADJ    | 09/53                  | 92000         |                                 | 1.0          |
| TOTAL POPULATION SERVED BY SOURCE WATER SYSTEM - - - - - |                 |            |              |        |                        | 92000         |                                 |              |
| ALMA   | 0030010         | BACON      | Acid         | ADJ    | /74                    | 9200          |                                 | 1.0          |
| TOTAL POPULATION SERVED BY SOURCE WATER SYSTEM - - - - - |                 |            |              |        |                        | 9200          |                                 |              |
| AMERICUS   | 1291148         | SUMTER     | NaF          | ADJ    | /74                    | 18000         |                                 | 1.0          |
| TOTAL POPULATION SERVED BY SOURCE WATER SYSTEM - - - - - |                 |            |              |        |                        | 18000         |                                 |              |
| ARABI  | 0400403         | CRISP      | Acid         | ADJ    | /53                    | 400           |                                 | 1.0          |
| TOTAL POPULATION SERVED BY SOURCE WATER SYSTEM - - - - - |                 |            |              |        |                        | 400           |                                 |              |
| ARLINGTON  | 0190149         | CALHOUN    | NaF          | ADJ    | /79                    | 1800          |                                 | 1.0          |
| TOTAL POPULATION SERVED BY SOURCE WATER SYSTEM - - - - - |                 |            |              |        |                        | 1800          |                                 |              |
| ARNOLDSVILLE   | 1091781         | OGLETHORPE | NaF          | ADJ    | /79                    | 96            |                                 | 1.0          |
| TOTAL POPULATION SERVED BY SOURCE WATER SYSTEM - - - - - |                 |            |              |        |                        | 96            |                                 |              |
| ASHBURN  | 1421242         | TURNER     | Acid         | ADJ    | 09/72                  | 5200          |                                 | 1.0          |
| TOTAL POPULATION SERVED BY SOURCE WATER SYSTEM - - - - - |                 |            |              |        |                        | 5200          |                                 |              |
| ATHENS   | 0290292         | CLARKE     | NaSiF6       | ADJ    | 05/51                  | 53000         |                                 | 1.0          |
| TOTAL POPULATION SERVED BY SOURCE WATER SYSTEM - - - - - |                 |            |              |        |                        | 53000         |                                 |              |
| ATLANTA  | 0600593         | FULTON     | Acid         | ADJ    | 07/69                  | 289000        |                                 | 1.0          |
| FAIRBURN   | 0600596         | FULTON     |              | CONS   |                        | 3600          |                                 |              |
| FAYETTE COUNTY   | 0560515         | FAYETTE    |              | CONS   |                        | 13800         |                                 |              |
| FAYETTEVILLE   | 0560517         | FAYETTE    |              | CONS   |                        | 5200          |                                 |              |
| FOREST PARK  | 0310309         | CLAYTON    |              | CONS   |                        | 16500         |                                 |              |
| FULTON CO (PART)   | 0600597         | FULTON     |              | CONS   |                        | 14200         |                                 |              |
| ALPHARETTA   | 0600592         | FULTON     |              | CONS   |                        | 4600          |                                 |              |
| HAPEVILLE  | 0600598         | FULTON     |              | CONS   |                        | 4800          |                                 |              |
| UNION CITY   | 0600602         | FULTON     |              | CONS   |                        | 4800          |                                 |              |
| TOTAL POPULATION SERVED BY SOURCE WATER SYSTEM - - - - - |                 |            |              |        |                        | 356500        |                                 |              |

POPULATION SERVED FLUORIDATED DRINKING WATER BY SOURCE SYSTEM,  
CONSECUTIVE SYSTEM, AND COUNTY WITHIN STATE (AS OF 12/31/85)

**GEORGIA**

| WATER SYSTEM and<br>CONSECUTIVE SYSTEMS SERVED           | EPA<br>ID<br>NO    | COUNTY         | CHEM<br>USED | STATUS      | FLUOR<br>START<br>DATE | POP<br>SERVED | NATURAL SYSTEMS<br>NAT OPT<br>LEVEL LEVEL |
|--|--------------------|----------------|--------------|-------------|------------------------|---------------|---|
| AUBURN   | 0070023            | BARROW         | NaF          | ADJ         | /79                    | 674           | 1.0                                       |
| TOTAL POPULATION SERVED BY SOURCE WATER SYSTEM - - - - - |                    |                |              |             |                        | 674           |   |
| AUGUSTA  | 1211072            | RICHMOND       | Acid         | ADJ         | 07/55                  | 71900         | 1.0                                       |
| TOTAL POPULATION SERVED BY SOURCE WATER SYSTEM - - - - - |                    |                |              |             |                        | 71900         |   |
| BACONTON   | 1010969            | MITCHELL       | Acid         | ADJ         | /75                    | 725           | 1.0                                       |
| TOTAL POPULATION SERVED BY SOURCE WATER SYSTEM - - - - - |                    |                |              |             |                        | 725           |   |
| BAINBRIDGE   | 0430416            | DECATUR        | Acid         | ADJ         | /74                    | 11500         | 1.0                                       |
| TOTAL POPULATION SERVED BY SOURCE WATER SYSTEM - - - - - |                    |                |              |             |                        | 11500         |   |
| BALL GROUND  | 0280279            | CHEROKEE       | NaF          | ADJ         | /79                    | 1163          | 1.0                                       |
| TOTAL POPULATION SERVED BY SOURCE WATER SYSTEM - - - - - |                    |                |              |             |                        | 1163          |   |
| BARNESVILLE<br>MILNER                                    | 0850819<br>0850820 | LAMAR<br>LAMAR | NaSiF6       | ADJ<br>CONS | 05/55                  | 6700<br>350   | 1.0                                       |
| TOTAL POPULATION SERVED BY SOURCE WATER SYSTEM - - - - - |                    |                |              |             |                        | 7050          |   |
| BAXLEY   | 0010001            | APPLING        | Acid         | ADJ         | 09/81                  | 4000          | 1.0                                       |
| TOTAL POPULATION SERVED BY SOURCE WATER SYSTEM - - - - - |                    |                |              |             |                        | 4000          |   |
| BERRY SCHOOLS  | 0570529            | FLOYD          | NaSiF6       | ADJ         | /68                    | 3000          | 1.0                                       |
| TOTAL POPULATION SERVED BY SOURCE WATER SYSTEM - - - - - |                    |                |              |             |                        | 3000          |   |
| BLACKSHEAR   | 1131039            | PIERCE         | Acid         | ADJ         | /74                    | 2900          | 1.0                                       |
| TOTAL POPULATION SERVED BY SOURCE WATER SYSTEM - - - - - |                    |                |              |             |                        | 2900          |   |
| BLAIRSVILLE  | 1441256            | UNION          | Acid         | ADJ         | /75                    | 1265          | 1.0                                       |
| TOTAL POPULATION SERVED BY SOURCE WATER SYSTEM - - - - - |                    |                |              |             |                        | 1265          |   |
| BLAKELY  | 0490466            | EARLY          | Acid         | ADJ         | 10/65                  | 5500          | 1.0                                       |
| TOTAL POPULATION SERVED BY SOURCE WATER SYSTEM - - - - - |                    |                |              |             |                        | 5500          |   |
| BLUE RIDGE   | 0550509            | FANNIN         | NaF          | ADJ         | /75                    | 2000          | 1.0                                       |
| TOTAL POPULATION SERVED BY SOURCE WATER SYSTEM - - - - - |                    |                |              |             |                        | 2000          |   |

POPULATION SERVED FLUORIDATED DRINKING WATER BY SOURCE SYSTEM,  
CONSECUTIVE SYSTEM, AND COUNTY WITHIN STATE (AS OF 12/31/85)

# GEORGIA

| WATER SYSTEM and<br>CONSECUTIVE SYSTEMS SERVED           | EPA<br>ID<br>NO | COUNTY   | CHEM<br>USED | STATUS | FLUOR<br>START<br>DATE | POP<br>SERVED | NATURAL SYSTEMS |              |
|--|-----------------|----------|--------------|--------|------------------------|---------------|-----------------|--------------|
|  |                 |          |              |        |                        |               | NAT<br>LEVEL    | OPT<br>LEVEL |
| BOSTON   | 1361189         | THOMAS   | NaF          | ADJ    | 08/84                  | 1500          |                 | 1.0          |
| TOTAL POPULATION SERVED BY SOURCE WATER SYSTEM - - - - - |                 |          |              |        |                        | 1500          |                 |              |
| BOWDON   | 0220164         | CARROLL  | Acid         | ADJ    | /79                    | 4900          |                 | 1.0          |
| TOTAL POPULATION SERVED BY SOURCE WATER SYSTEM - - - - - |                 |          |              |        |                        | 4900          |                 |              |
| BREMEN   | 0710714         | HARALSON | Acid         | ADJ    | /75                    | 4300          |                 | 1.0          |
| TOTAL POPULATION SERVED BY SOURCE WATER SYSTEM - - - - - |                 |          |              |        |                        | 4300          |                 |              |
| BRONWOOD   | 1351183         | TERRELL  | Acid         | ADJ    | /74                    | 350           |                 | 1.0          |
| TOTAL POPULATION SERVED BY SOURCE WATER SYSTEM - - - - - |                 |          |              |        |                        | 350           |                 |              |
| BROOKS   | 0560514         | FAYETTE  | NaF          | ADJ    | /75                    | 274           |                 | 1.0          |
| TOTAL POPULATION SERVED BY SOURCE WATER SYSTEM - - - - - |                 |          |              |        |                        | 274           |                 |              |
| BROXTON  | 0340332         | COFFEE   | Acid         | ADJ    | 08/85                  | 1000          |                 | 1.0          |
| TOTAL POPULATION SERVED BY SOURCE WATER SYSTEM - - - - - |                 |          |              |        |                        | 1000          |                 |              |
| BRUNSWICK  | 0630617         | GLYNN    | Acid         | ADJ    | 04/82                  | 25000         |                 | 1.0          |
| TOTAL POPULATION SERVED BY SOURCE WATER SYSTEM - - - - - |                 |          |              |        |                        | 25000         |                 |              |
| BUENA VISTA  | 0960945         | MARION   | NaSiF6       | ADJ    | 07/79                  | 1680          |                 | 1.0          |
| TOTAL POPULATION SERVED BY SOURCE WATER SYSTEM - - - - - |                 |          |              |        |                        | 1680          |                 |              |
| BUFORD   | 0670661         | GWINNETT | NaF          | ADJ    | 11/68                  | 4700          |                 | 1.0          |
| TOTAL POPULATION SERVED BY SOURCE WATER SYSTEM - - - - - |                 |          |              |        |                        | 4700          |                 |              |
| BUTLER   | 1331169         | TAYLOR   | Acid         | ADJ    | /74                    | 2856          |                 | 1.0          |
| TOTAL POPULATION SERVED BY SOURCE WATER SYSTEM - - - - - |                 |          |              |        |                        | 2856          |                 |              |
| BYRON  | 1111032         | PEACH    | Acid         | ADJ    | 09/84                  | 1750          |                 | 1.0          |
| TOTAL POPULATION SERVED BY SOURCE WATER SYSTEM - - - - - |                 |          |              |        |                        | 1750          |                 |              |
| CAIRO  | 0650649         | GRADY    | NaSiF6       | ADJ    | 02/84                  | 8500          |                 | 1.0          |
| TOTAL POPULATION SERVED BY SOURCE WATER SYSTEM - - - - - |                 |          |              |        |                        | 8500          |                 |              |

POPULATION SERVED FLUORIDATED DRINKING WATER BY SOURCE SYSTEM,  
CONSECUTIVE SYSTEM, AND COUNTY WITHIN STATE (AS OF 12/31/85)

## GEORGIA

| WATER SYSTEM and<br>CONSECUTIVE SYSTEMS SERVED           | EPA<br>ID<br>NO | COUNTY   | CHEM<br>USED | STATUS | FLUOR<br>START<br>DATE | POP<br>SERVED | NATURAL SYSTEMS<br>NAT OPT<br>LEVEL LEVEL |
|--|-----------------|----------|--------------|--------|------------------------|---------------|---|
| CALHOUN  | 0640646         | GORDON   | NaF          | ADJ    | 08/57                  | 17400         | 1.0                                       |
| FAIRMOUNT  | 0640647         | GORDON   |              | CONS   |                        | 690           |   |
| TOTAL POPULATION SERVED BY SOURCE WATER SYSTEM - - - - - |                 |          |              |        |                        | 18090         |   |
| CAMILLA  | 1010970         | MITCHELL | Acid         | ADJ    | 11/66                  | 4500          | 1.0                                       |
| TOTAL POPULATION SERVED BY SOURCE WATER SYSTEM - - - - - |                 |          |              |        |                        | 4500          |   |
| CANTON   | 0280280         | CHEROKEE | Acid         | ADJ    | 05/56                  | 7100          | 1.0                                       |
| HOLLY SPRINGS  | 0281652         | CHEROKEE |              | CONS   |                        | 1800          |   |
| ROCK CREEK EST   | 0281704         | CHEROKEE |              | CONS   |                        | 300           |   |
| WOODSTOCK  | 0280282         | CHEROKEE |              | CONS   |                        | 3400          |   |
| TOTAL POPULATION SERVED BY SOURCE WATER SYSTEM - - - - - |                 |          |              |        |                        | 12600         |   |
| CARLTON  | 0950937         | MADISON  | NaF          | ADJ    | /77                    | 300           | 1.0                                       |
| TOTAL POPULATION SERVED BY SOURCE WATER SYSTEM - - - - - |                 |          |              |        |                        | 300           |   |
| CARNESVILLE  | 0590578         | FRANKLIN | NaF          | ADJ    | /79                    | 650           | 1.0                                       |
| TOTAL POPULATION SERVED BY SOURCE WATER SYSTEM - - - - - |                 |          |              |        |                        | 650           |   |
| CARROLLTON   | 0220166         | CARROLL  | NaF          | ADJ    | /74                    | 16200         | 1.0                                       |
| CARROLL COUNTY   | 0220165         | CARROLL  |              | CONS   |                        | 3000          |   |
| TOTAL POPULATION SERVED BY SOURCE WATER SYSTEM - - - - - |                 |          |              |        |                        | 19200         |   |
| CARTERSVILLE   | 0080030         | BARTOW   | Acid         | ADJ    | /73                    | 16200         | 1.0                                       |
| TOTAL POPULATION SERVED BY SOURCE WATER SYSTEM - - - - - |                 |          |              |        |                        | 16200         |   |
| CAVE SPRING  | 0570526         | FLOYD    | NaF          | ADJ    | /60                    | 3000          | 1.0                                       |
| TOTAL POPULATION SERVED BY SOURCE WATER SYSTEM - - - - - |                 |          |              |        |                        | 3000          |   |
| CEDARTOWN  | 1151048         | POLK     | NaSiF6       | ADJ    | 10/82                  | 11000         | 1.0                                       |
| TOTAL POPULATION SERVED BY SOURCE WATER SYSTEM - - - - - |                 |          |              |        |                        | 11000         |   |
| CENTERVILLE  | 0760752         | HOUSTON  | NaF          | ADJ    | /75                    | 2900          | 1.0                                       |
| TOTAL POPULATION SERVED BY SOURCE WATER SYSTEM - - - - - |                 |          |              |        |                        | 2900          |   |
| CENTRAL STATE HOSP                                       | 0050019         | BALDWIN  | NaF          | ADJ    | /76                    | 9500          | 1.0                                       |
| TOTAL POPULATION SERVED BY SOURCE WATER SYSTEM - - - - - |                 |          |              |        |                        | 9500          |   |



POPULATION SERVED FLUORIDATED DRINKING WATER BY SOURCE SYSTEM,  
CONSECUTIVE SYSTEM, AND COUNTY WITHIN STATE (AS OF 12/31/85)

# GEORGIA

| WATER SYSTEM and<br>CONSECUTIVE SYSTEMS SERVED           | EPA<br>ID<br>NO | COUNTY    | CHEM<br>USED | STATUS | FLUOR<br>START<br>DATE | POP<br>SERVED | NATURAL SYSTEMS<br>NAT<br>LEVEL | OPT<br>LEVEL |
|--|-----------------|-----------|--------------|--------|------------------------|---------------|---------------------------------|--------------|
| CHATSWORTH   | 1050993         | MURRAY    | NaF          | ADJ    | /79                    | 8400          |                                 | 1.0          |
| TOTAL POPULATION SERVED BY SOURCE WATER SYSTEM - - - - - |                 |           |              |        |                        | 8400          |                                 |              |
| CHICKAMAUGA  | 1461275         | WALKER    | NaF          | ADJ    | 10/83                  | 45000         |                                 | 1.0          |
| TOTAL POPULATION SERVED BY SOURCE WATER SYSTEM - - - - - |                 |           |              |        |                        | 45000         |                                 |              |
| CLARKESVILLE   | 0680677         | HABERSHAM | NaF          | ADJ    | 05/64                  | 3400          |                                 | 1.0          |
| TOTAL POPULATION SERVED BY SOURCE WATER SYSTEM - - - - - |                 |           |              |        |                        | 3400          |                                 |              |
| CLAYTON  | 1191061         | RABUN     | NaF          | ADJ    | /75                    | 4500          |                                 | 1.0          |
| TOTAL POPULATION SERVED BY SOURCE WATER SYSTEM - - - - - |                 |           |              |        |                        | 4500          |                                 |              |
| CLAYTON COUNTY   | 0310308         | CLAYTON   | NaSiF6       | ADJ    | /76                    | 82200         |                                 | 1.0          |
| TOTAL POPULATION SERVED BY SOURCE WATER SYSTEM - - - - - |                 |           |              |        |                        | 82200         |                                 |              |
| CLEVELAND  | 1541338         | WHITE     | NaF          | ADJ    | /75                    | 2000          |                                 | 1.0          |
| TOTAL POPULATION SERVED BY SOURCE WATER SYSTEM - - - - - |                 |           |              |        |                        | 2000          |                                 |              |
| COBB COUNTY-MARIETTA WAT AUTH                            | 0330320         | COBB      | Acid         | ADJ    | 04/62                  | 30            |                                 | 1.0          |
| ACWORTH  | 0330318         | COBB      |              | CONS   |                        | 7700          |                                 |              |
| AUSTELL  | 0330319         | COBB      |              | CONS   |                        | 4100          |                                 |              |
| CHEROKEE COUNTY  | 0280281         | CHEROKEE  |              | CONS   |                        | 22600         |                                 |              |
| COBB COUNTY  | 0330321         | COBB      |              | CONS   |                        | 218000        |                                 |              |
| FULTON CO (PART)   | 0600597         | FULTON    |              | CONS   |                        | 14200         |                                 |              |
| ALPHARETTA   | 0600592         | FULTON    |              | CONS   |                        | 4600          |                                 |              |
| KENNESAW   | 0330322         | COBB      |              | CONS   |                        | 4700          |                                 |              |
| MARIETTA   | 0330323         | COBB      |              | CONS   |                        | 61600         |                                 |              |
| MOUNTAIN PARK  | 0600599         | FULTON    |              | CONS   |                        | 410           |                                 |              |
| PAULDING COUNTY  | 1101024         | PAULDING  |              | CONS   |                        | 10900         |                                 |              |
| POWDER SPRINGS   | 0330324         | COBB      |              | CONS   |                        | 4600          |                                 |              |
| SMYRNA   | 0330325         | COBB      |              | CONS   |                        | 25000         |                                 |              |
| TOTAL POPULATION SERVED BY SOURCE WATER SYSTEM - - - - - |                 |           |              |        |                        | 378440        |                                 |              |
| COCHRAN  | 0120073         | BLECKLEY  | Acid         | ADJ    | 08/81                  | 6000          |                                 | 1.0          |
| TOTAL POPULATION SERVED BY SOURCE WATER SYSTEM - - - - - |                 |           |              |        |                        | 6000          |                                 |              |
| COLBERT  | 0950938         | MADISON   | NaF          | ADJ    | /79                    | 600           |                                 | 1.0          |
| TOTAL POPULATION SERVED BY SOURCE WATER SYSTEM - - - - - |                 |           |              |        |                        | 600           |                                 |              |

POPULATION SERVED FLUORIDATED DRINKING WATER BY SOURCE SYSTEM,  
CONSECUTIVE SYSTEM, AND COUNTY WITHIN STATE (AS OF 12/31/85)

# GEORGIA

| WATER SYSTEM and<br>CONSECUTIVE SYSTEMS SERVED           | EPA<br>ID<br>NO | COUNTY    | CHEM<br>USED | STATUS | FLUOR<br>START<br>DATE | POP<br>SERVED | NATURAL SYSTEMS<br>NAT OPT<br>LEVEL LEVEL |
|--|-----------------|-----------|--------------|--------|------------------------|---------------|---|
| COLQUITT   | 1000968         | MILLER    | Acid         | ADJ    | 12/84                  | 2400          | 1.0                                       |
| TOTAL POPULATION SERVED BY SOURCE WATER SYSTEM - - - - - |                 |           |              |        |                        | 2400          |   |
| COLUMBIA COUNTY  | 0360363         | COLUMBIA  | NaF          | ADJ    | /76                    | 29300         | 1.0                                       |
| TOTAL POPULATION SERVED BY SOURCE WATER SYSTEM - - - - - |                 |           |              |        |                        | 29300         |   |
| COLUMBUS   | 1060996         | MUSCOGEE  | NaSiF6       | ADJ    | /74                    | 152700        | 1.0                                       |
| TOTAL POPULATION SERVED BY SOURCE WATER SYSTEM - - - - - |                 |           |              |        |                        | 152700        |   |
| COMER  | 0950939         | MADISON   | NaF          | ADJ    | /79                    | 1000          | 1.0                                       |
| TOTAL POPULATION SERVED BY SOURCE WATER SYSTEM - - - - - |                 |           |              |        |                        | 1000          |   |
| COMMERCE   | 0780778         | JACKSON   | NaSiF6       | ADJ    | /75                    | 5000          | 1.0                                       |
| TOTAL POPULATION SERVED BY SOURCE WATER SYSTEM - - - - - |                 |           |              |        |                        | 5000          |   |
| CONYERS  | 1221098         | ROCKDALE  | NaSiF6       | ADJ    | 12/63                  | 23600         | 1.0                                       |
| MILSTEAD   | 1221099         | ROCKDALE  |              | CONS   |                        | 1000          |   |
| TOTAL POPULATION SERVED BY SOURCE WATER SYSTEM - - - - - |                 |           |              |        |                        | 24600         |   |
| COOSA WATER AUTHORITY                                    | 1441483         | UNION     | NaF          | ADJ    | /78                    | 800           | 1.0                                       |
| TOTAL POPULATION SERVED BY SOURCE WATER SYSTEM - - - - - |                 |           |              |        |                        | 800           |   |
| CORDELE  | 0400404         | CRISP     | Acid         | ADJ    | 04/56                  | 12000         | 1.0                                       |
| TOTAL POPULATION SERVED BY SOURCE WATER SYSTEM - - - - - |                 |           |              |        |                        | 12000         |   |
| CORNELIA   | 0680678         | HABERSHAM | NaF          | ADJ    | 10/57                  | 4800          | 1.0                                       |
| TOTAL POPULATION SERVED BY SOURCE WATER SYSTEM - - - - - |                 |           |              |        |                        | 4800          |   |
| COVINGTON  | 1070999         | NEWTON    | NaSiF6       | ADJ    | 05/60                  | 11500         | 1.0                                       |
| OXFORD   | 1071748         | NEWTON    |              | CONS   |                        | 1800          |   |
| TOTAL POPULATION SERVED BY SOURCE WATER SYSTEM - - - - - |                 |           |              |        |                        | 13300         |   |
| CUMMING  | 0580536         | FORSYTH   | NaSiF6       | ADJ    | 08/59                  | 5600          | 1.0                                       |
| FORSYTH COUNTY   | 0581747         | FORSYTH   |              | CONS   |                        | 630           |   |
| TOTAL POPULATION SERVED BY SOURCE WATER SYSTEM - - - - - |                 |           |              |        |                        | 6230          |   |

POPULATION SERVED FLUORIDATED DRINKING WATER BY SOURCE SYSTEM,  
CONSECUTIVE SYSTEM, AND COUNTY WITHIN STATE (AS OF 12/31/85)

**GEORGIA**

| WATER SYSTEM and<br>CONSECUTIVE SYSTEMS SERVED           | EPA<br>ID<br>NO. | COUNTY        | CHEM<br>USED | STATUS | FLUOR<br>START<br>DATE | POP<br>SERVED | NATURAL SYSTEMS<br>NAT<br>LEVEL | OPT<br>LEVEL |
|--|------------------|---------------|--------------|--------|------------------------|---------------|---------------------------------|--------------|
| CUSSETA  | 0260270          | CHATTAHOOCHEE | Acid         | ADJ    | 10/85                  | 1890          |                                 | 1.0          |
| TOTAL POPULATION SERVED BY SOURCE WATER SYSTEM - - - - - |                  |               |              |        |                        | 1890          |                                 |              |
| CUTHBERT   | 1201069          | RANDOLPH      | Acid         | ADJ    | 04/84                  | 4000          |                                 | 1.0          |
| TOTAL POPULATION SERVED BY SOURCE WATER SYSTEM - - - - - |                  |               |              |        |                        | 4000          |                                 |              |
| DADE COUNTY  | 0410408          | DADE          | NaF          | ADJ    | 02/80                  | 8800          |                                 | 1.0          |
| TOTAL POPULATION SERVED BY SOURCE WATER SYSTEM - - - - - |                  |               |              |        |                        | 8800          |                                 |              |
| DAHLONEGA  | 0930925          | LUMPKIN       | NaF          | ADJ    | /74                    | 2800          |                                 | 1.0          |
| TOTAL POPULATION SERVED BY SOURCE WATER SYSTEM - - - - - |                  |               |              |        |                        | 2800          |                                 |              |
| DALTON   | 1551348          | WHITFIELD     | Acid         | ADJ    | 04/67                  | 54800         |                                 | 1.0          |
| TOTAL POPULATION SERVED BY SOURCE WATER SYSTEM - - - - - |                  |               |              |        |                        | 54800         |                                 |              |
| DANIELSVILLE   | 0950940          | MADISON       | NaF          | ADJ    | /78                    | 400           |                                 | 1.0          |
| TOTAL POPULATION SERVED BY SOURCE WATER SYSTEM - - - - - |                  |               |              |        |                        | 400           |                                 |              |
| DARIEN   | 0980950          | MCINTOSH      | NaF          | ADJ    | 01/82                  | 2900          |                                 | 1.0          |
| TOTAL POPULATION SERVED BY SOURCE WATER SYSTEM - - - - - |                  |               |              |        |                        | 2900          |                                 |              |
| DAVISBORO  | 1501316          | WASHINGTON    | NaF          | ADJ    | /75                    | 475           |                                 | 1.0          |
| TOTAL POPULATION SERVED BY SOURCE WATER SYSTEM - - - - - |                  |               |              |        |                        | 475           |                                 |              |
| DAWSON   | 1351184          | TERRELL       | Acid         | ADJ    | /74                    | 5383          |                                 | 1.0          |
| TOTAL POPULATION SERVED BY SOURCE WATER SYSTEM - - - - - |                  |               |              |        |                        | 5383          |                                 |              |
| DAWSONVILLE  | 0420412          | DAWSON        | NaF          | ADJ    | /79                    | 1026          |                                 | 1.0          |
| TOTAL POPULATION SERVED BY SOURCE WATER SYSTEM - - - - - |                  |               |              |        |                        | 1026          |                                 |              |
| DEKALB COUNTY  | 0440422          | DE KALB       | Acid         | ADJ    | /54                    | 501400        |                                 | 1.0          |
| TOTAL POPULATION SERVED BY SOURCE WATER SYSTEM - - - - - |                  |               |              |        |                        | 501400        |                                 |              |
| DONALDSONVILLE   | 1251119          | SEMINOLE      | Acid         | ADJ    | 11/64                  | 3000          |                                 | 1.0          |
| TOTAL POPULATION SERVED BY SOURCE WATER SYSTEM - - - - - |                  |               |              |        |                        | 3000          |                                 |              |

POPULATION SERVED FLUORIDATED DRINKING WATER BY SOURCE SYSTEM,  
CONSECUTIVE SYSTEM, AND COUNTY WITHIN STATE (AS OF 12/31/85)

**GEORGIA**

| WATER SYSTEM and<br>CONSECUTIVE SYSTEMS SERVED           | EPA<br>ID<br>NO    | COUNTY           | CHEM<br>USED | STATUS      | FLUOR<br>START<br>DATE | POP<br>SERVED  | NATURAL SYSTEMS<br>NAT<br>LEVEL | OPT<br>LEVEL |
|--|--------------------|------------------|--------------|-------------|------------------------|----------------|---------------------------------|--------------|
| DOUGLAS  | 0340333            | COFFEE           | Acid         | ADJ         | 12/63                  | 12225          |                                 | 1.0          |
| TOTAL POPULATION SERVED BY SOURCE WATER SYSTEM - - - - - |                    |                  |              |             |                        | 12225          |                                 |              |
| DOUGLAS COUNTY   | 0480463            | DOUGLAS          | NaSiF6       | ADJ         |                        | 39900          |                                 | 1.0          |
| TOTAL POPULATION SERVED BY SOURCE WATER SYSTEM - - - - - |                    |                  |              |             |                        | 39900          |                                 |              |
| DOUGLASVILLE   | 0480464            | DOUGLAS          |              | ADJ         | /74                    | 5600           |                                 | 1.0          |
| TOTAL POPULATION SERVED BY SOURCE WATER SYSTEM - - - - - |                    |                  |              |             |                        | 5600           |                                 |              |
| DUBLIN   | 0870825            | LAURENS          | NaSiF6       | ADJ         | 12/60                  | 14100          |                                 | 1.0          |
| TOTAL POPULATION SERVED BY SOURCE WATER SYSTEM - - - - - |                    |                  |              |             |                        | 14100          |                                 |              |
| EAST DUBLIN  | 0870827            | LAURENS          | NaF          | ADJ         | 06/81                  | 2515           |                                 | 1.0          |
| TOTAL POPULATION SERVED BY SOURCE WATER SYSTEM - - - - - |                    |                  |              |             |                        | 2515           |                                 |              |
| EAST POINT<br>COLLEGE PARK                               | 0600595<br>0600594 | FULTON<br>FULTON | Acid         | ADJ<br>CONS | 07/69                  | 38500<br>21100 |                                 | 1.0          |
| TOTAL POPULATION SERVED BY SOURCE WATER SYSTEM - - - - - |                    |                  |              |             |                        | 59600          |                                 |              |
| EASTMAN  | 0450426            | DODGE            | Acid         | ADJ         | 11/56                  | 6000           |                                 | 1.0          |
| TOTAL POPULATION SERVED BY SOURCE WATER SYSTEM - - - - - |                    |                  |              |             |                        | 6000           |                                 |              |
| EATONTON   | 1171053            | PUTNAM           | NaSiF6       | ADJ         | 12/60                  | 4600           |                                 | 1.0          |
| TOTAL POPULATION SERVED BY SOURCE WATER SYSTEM - - - - - |                    |                  |              |             |                        | 4600           |                                 |              |
| EDISON   | 0190150            | CALHOUN          | Acid         | ADJ         | /74                    | 1210           |                                 | 1.0          |
| TOTAL POPULATION SERVED BY SOURCE WATER SYSTEM - - - - - |                    |                  |              |             |                        | 1210           |                                 |              |
| ELBERTON   | 0520490            | ELBERT           | NaSiF6       | ADJ         | 12/57                  | 10800          |                                 | 1.0          |
| TOTAL POPULATION SERVED BY SOURCE WATER SYSTEM - - - - - |                    |                  |              |             |                        | 10800          |                                 |              |
| ELLAVILLE  | 1231106            | SCHLEY           | NaF          | ADJ         | /75                    | 1397           |                                 | 1.0          |
| TOTAL POPULATION SERVED BY SOURCE WATER SYSTEM - - - - - |                    |                  |              |             |                        | 1397           |                                 |              |
| ELLIJAY<br>EAST ELLIJAY                                  | 0610608<br>0611630 | GILMER<br>GILMER | NaF          | ADJ<br>CONS | /74                    | 1800<br>350    |                                 | 1.0          |
| TOTAL POPULATION SERVED BY SOURCE WATER SYSTEM - - - - - |                    |                  |              |             |                        | 2150           |                                 |              |

POPULATION SERVED FLUORIDATED DRINKING WATER BY SOURCE SYSTEM,  
CONSECUTIVE SYSTEM, AND COUNTY WITHIN STATE (AS OF 12/31/85)

# GEORGIA

| WATER SYSTEM and<br>CONSECUTIVE SYSTEMS SERVED           | EPA<br>ID<br>NO | COUNTY   | CHEM<br>USED | STATUS | FLUOR<br>START<br>DATE | POP<br>SERVED | NATURAL SYSTEMS |              |
|--|-----------------|----------|--------------|--------|------------------------|---------------|-----------------|--------------|
|  |                 |          |              |        |                        |               | NAT<br>LEVEL    | OPT<br>LEVEL |
| EMERSON  | 0081485         | BARTOW   | NaF          | ADJ    | /75                    | 1001          |                 | 1.0          |
| TOTAL POPULATION SERVED BY SOURCE WATER SYSTEM - - - - - |                 |          |              |        |                        | 1001          |                 |              |
| FITZGERALD   | 0090045         | BEN HILL | NaSiF6       | ADJ    | 06/57                  | 12000         |                 | 1.0          |
| TOTAL POPULATION SERVED BY SOURCE WATER SYSTEM - - - - - |                 |          |              |        |                        | 12000         |                 |              |
| FLOVILLA-INDIAN SPRINGS                                  | 0180139         | BUTTS    |              | NATL   |                        | 1200          | 2.0             |              |
| TOTAL POPULATION SERVED BY SOURCE WATER SYSTEM - - - - - |                 |          |              |        |                        | 1200          |                 |              |
| FLOWERY BRANCH   | 0690690         | HALL     | NaF          | ADJ    | /79                    | 984           |                 | 1.0          |
| TOTAL POPULATION SERVED BY SOURCE WATER SYSTEM - - - - - |                 |          |              |        |                        | 984           |                 |              |
| FLOYD COUNTY   | 0570527         | FLOYD    | NaF          | ADJ    | /75                    | 24100         |                 | 1.0          |
| TOTAL POPULATION SERVED BY SOURCE WATER SYSTEM - - - - - |                 |          |              |        |                        | 24100         |                 |              |
| FOLKSTON   | 0240182         | CHARLTON | Acid         | ADJ    | 05/82                  | 3300          |                 | 1.0          |
| TOTAL POPULATION SERVED BY SOURCE WATER SYSTEM - - - - - |                 |          |              |        |                        | 3300          |                 |              |
| FORSYTH  | 1020976         | MONROE   | NaF          | ADJ    | 06/57                  | 4700          |                 | 1.0          |
| TOTAL POPULATION SERVED BY SOURCE WATER SYSTEM - - - - - |                 |          |              |        |                        | 4700          |                 |              |
| FORT BENNING   | 1062040         | MUSCOGEE | NaF          | ADJ    | /73                    | 43000         |                 | 1.0          |
| TOTAL POPULATION SERVED BY SOURCE WATER SYSTEM - - - - - |                 |          |              |        |                        | 43000         |                 |              |
| FORT GAINES  | 0300306         | CLAY     |              | NATL   |                        | 1325          | 0.8             |              |
| TOTAL POPULATION SERVED BY SOURCE WATER SYSTEM - - - - - |                 |          |              |        |                        | 1325          |                 |              |
| FORT GORDON  | 1212041         | RICHMOND | NaF          | ADJ    | /55                    | 13300         |                 | 1.0          |
| TOTAL POPULATION SERVED BY SOURCE WATER SYSTEM - - - - - |                 |          |              |        |                        | 13300         |                 |              |
| FORT STEWART   | 0892218         | BRYAN    | NaF          | ADJ    | /69                    | 15200         |                 | 1.0          |
| TOTAL POPULATION SERVED BY SOURCE WATER SYSTEM - - - - - |                 |          |              |        |                        | 15200         |                 |              |
| FORT VALLEY  | 1111033         | PEACH    | NaF          | ADJ    | 06/55                  | 10400         |                 | 1.0          |
| TOTAL POPULATION SERVED BY SOURCE WATER SYSTEM - - - - - |                 |          |              |        |                        | 10400         |                 |              |

POPULATION SERVED FLUORIDATED DRINKING WATER BY SOURCE SYSTEM,  
CONSECUTIVE SYSTEM, AND COUNTY WITHIN STATE (AS OF 12/31/85)

**GEORGIA**

| WATER SYSTEM and<br>CONSECUTIVE SYSTEMS SERVED           | EPA<br>ID<br>NO | COUNTY      | CHEM<br>USED | STATUS | FLUOR<br>START<br>DATE | POP<br>SERVED | NATURAL SYSTEMS<br>NAT OPT<br>LEVEL LEVEL |
|--|-----------------|-------------|--------------|--------|------------------------|---------------|---|
| FRANKLIN   | 0740736         | HEARD       | NaF          | ADJ    | /78                    | 850           | 1.0                                       |
| TOTAL POPULATION SERVED BY SOURCE WATER SYSTEM - - - - - |                 |             |              |        |                        | 850           |   |
| FRANKLIN SPRINGS   | 0590579         | FRANKLIN    | NaF          | ADJ    | /75                    | 700           | 1.0                                       |
| TOTAL POPULATION SERVED BY SOURCE WATER SYSTEM - - - - - |                 |             |              |        |                        | 700           |   |
| GAINESVILLE  | 0690691         | HALL        | NaSiF6       | ADJ    | 06/52                  | 44000         | 1.0                                       |
| TOTAL POPULATION SERVED BY SOURCE WATER SYSTEM - - - - - |                 |             |              |        |                        | 44000         |   |
| GARDEN CITY  | 0250191         | CHATHAM     | NaSiF6       | ADJ    | 06/83                  | 8500          | 1.0                                       |
| TOTAL POPULATION SERVED BY SOURCE WATER SYSTEM - - - - - |                 |             |              |        |                        | 8500          |   |
| GLENNVILLE   | 1321165         | TATTNALL    | NaF          | ADJ    | 08/81                  | 5180          | 1.0                                       |
| TOTAL POPULATION SERVED BY SOURCE WATER SYSTEM - - - - - |                 |             |              |        |                        | 5180          |   |
| GORDON   | 1581361         | WILKINSON   | NaF          | ADJ    | 05/82                  | 2800          | 1.0                                       |
| TOTAL POPULATION SERVED BY SOURCE WATER SYSTEM - - - - - |                 |             |              |        |                        | 2800          |   |
| GRACEWOOD STATE SCHOOL & HOSP                            | 1211095         | RICHMOND    | NaF          | ADJ    | 12/61                  | 1200          | 1.0                                       |
| TOTAL POPULATION SERVED BY SOURCE WATER SYSTEM - - - - - |                 |             |              |        |                        | 1200          |   |
| GRANVILLE  | 0380382         | COWETA      | NaF          | ADJ    | /75                    | 1128          | 1.0                                       |
| TOTAL POPULATION SERVED BY SOURCE WATER SYSTEM - - - - - |                 |             |              |        |                        | 1128          |   |
| GRAY   | 0840810         | JONES       | NaF          | ADJ    | 04/85                  | 3000          | 1.0                                       |
| TOTAL POPULATION SERVED BY SOURCE WATER SYSTEM - - - - - |                 |             |              |        |                        | 3000          |   |
| GREENSBORO   | 0660655         | GREENE      | NaF          | ADJ    | /75                    | 2700          | 1.0                                       |
| TOTAL POPULATION SERVED BY SOURCE WATER SYSTEM - - - - - |                 |             |              |        |                        | 2700          |   |
| GREENVILLE   | 0990957         | MERIWEATHER | NaF          | ADJ    | /75                    | 1500          | 1.0                                       |
| TOTAL POPULATION SERVED BY SOURCE WATER SYSTEM - - - - - |                 |             |              |        |                        | 1500          |   |
| GRIFFIN-SPAULDING  | 1261125         | SPALDING    | NaSiF6       | ADJ    | 10/54                  | 38100         | 1.0                                       |
| TOTAL POPULATION SERVED BY SOURCE WATER SYSTEM - - - - - |                 |             |              |        |                        | 38100         |   |

POPULATION SERVED FLUORIDATED DRINKING WATER BY SOURCE SYSTEM,  
CONSECUTIVE SYSTEM, AND COUNTY WITHIN STATE (AS OF 12/31/85)

# GEORGIA

| WATER SYSTEM and<br>CONSECUTIVE SYSTEMS SERVED           | EPA<br>ID<br>NO | COUNTY     | CHEM<br>USED | STATUS | FLUOR<br>START<br>DATE | POP<br>SERVED | NATURAL SYSTEMS |              |
|--|-----------------|------------|--------------|--------|------------------------|---------------|-----------------|--------------|
|  |                 |            |              |        |                        |               | NAT<br>LEVEL    | OPT<br>LEVEL |
| GROVETOWN  | 0360364         | COLUMBIA   | NaF          | ADJ    | 10/80                  | 3500          |                 | 1.0          |
| TOTAL POPULATION SERVED BY SOURCE WATER SYSTEM - - - - - |                 |            |              |        |                        | 3500          |                 |              |
| GUYTON   | 0510476         | EFFINGHAM  | Acid         | ADJ    | /74                    | 800           |                 | 1.0          |
| TOTAL POPULATION SERVED BY SOURCE WATER SYSTEM - - - - - |                 |            |              |        |                        | 800           |                 |              |
| GWINNETT COUNTY  | 0670665         | GWINNETT   | Acid         | ADJ    | 12/63                  | 132400        |                 | 1.0          |
| Dacula   | 0670662         | GWINNETT   |              | CONS   |                        | 1800          |                 |              |
| Duluth   | 0670663         | GWINNETT   |              | CONS   |                        | 3900          |                 |              |
| Grayson  | 0670664         | GWINNETT   |              | CONS   |                        | 560           |                 |              |
| Lawrenceville  | 0670666         | GWINNETT   |              | CONS   |                        | 8800          |                 |              |
| Loganville   | 0670667         | GWINNETT   |              | CONS   |                        | 2300          |                 |              |
| Norcross   | 0670668         | GWINNETT   |              | CONS   |                        | 2600          |                 |              |
| Sugar Hill   | 0670670         | GWINNETT   |              | CONS   |                        | 2500          |                 |              |
| Walnut Grove   | 1471294         | WALTON     |              | CONS   |                        | 1500          |                 |              |
| TOTAL POPULATION SERVED BY SOURCE WATER SYSTEM - - - - - |                 |            |              |        |                        | 156360        |                 |              |
| HAHIRA   | 0920880         | LOWNDES    | Acid         | ADJ    | /84                    | 1800          |                 | 1.0          |
| TOTAL POPULATION SERVED BY SOURCE WATER SYSTEM - - - - - |                 |            |              |        |                        | 1800          |                 |              |
| HARALSON COUNTY  | 0711457         | HARALSON   | Acid         | ADJ    | /75                    | 900           |                 | 1.0          |
| Buchanan   | 0710715         | HARALSON   |              | CONS   |                        | 1300          |                 |              |
| Tallapoosa   | 0710716         | HARALSON   |              | CONS   |                        | 3000          |                 |              |
| TOTAL POPULATION SERVED BY SOURCE WATER SYSTEM - - - - - |                 |            |              |        |                        | 5200          |                 |              |
| HARLEM   | 0360365         | COLUMBIA   | NaF          | ADJ    | /65                    | 1800          |                 | 1.0          |
| TOTAL POPULATION SERVED BY SOURCE WATER SYSTEM - - - - - |                 |            |              |        |                        | 1800          |                 |              |
| HARRIS CO  | 0722253         | HARRIS     | NaF          | ADJ    | 07/85                  | 2400          |                 | 1.0          |
| TOTAL POPULATION SERVED BY SOURCE WATER SYSTEM - - - - - |                 |            |              |        |                        | 2400          |                 |              |
| HARTWELL   | 0730728         | HART       | NaF          | ADJ    | 07/65                  | 5600          |                 | 1.0          |
| TOTAL POPULATION SERVED BY SOURCE WATER SYSTEM - - - - - |                 |            |              |        |                        | 5600          |                 |              |
| HAWKINSVILLE   | 1161052         | PULASKI    | NaF          | ADJ    | /74                    | 4800          |                 | 1.0          |
| TOTAL POPULATION SERVED BY SOURCE WATER SYSTEM - - - - - |                 |            |              |        |                        | 4800          |                 |              |
| HAZELHURST   | 0800792         | JEFF DAVIS | Acid         | ADJ    | /70                    | 4500          |                 | 1.0          |
| TOTAL POPULATION SERVED BY SOURCE WATER SYSTEM - - - - - |                 |            |              |        |                        | 4500          |                 |              |

POPULATION SERVED FLUORIDATED DRINKING WATER BY SOURCE SYSTEM,  
 CONSECUTIVE SYSTEM, AND COUNTY WITHIN STATE (AS OF 12/31/85)

# GEORGIA

| WATER SYSTEM and<br>CONSECUTIVE SYSTEMS SERVED           | EPA<br>ID<br>NO | COUNTY   | CHEM<br>USED | STATUS | FLUOR<br>START<br>DATE | POP<br>SERVED | NATURAL SYSTEMS<br>NAT<br>LEVEL | OPT<br>LEVEL |
|--|-----------------|----------|--------------|--------|------------------------|---------------|---------------------------------|--------------|
| HENRY COUNTY   | 0750741         | HENRY    | NaF          | ADJ    | /75                    | 11300         |                                 | 1.0          |
| STOCKBRIDGE  | 0750744         | HENRY    |              | CONS   |                        | 1700          |                                 |              |
| TOTAL POPULATION SERVED BY SOURCE WATER SYSTEM - - - - - |                 |          |              |        |                        | 13000         |                                 |              |
| HEPZIBAH   | 1211074         | RICHMOND | NaF          | ADJ    | /74                    | 1500          |                                 | 1.0          |
| TOTAL POPULATION SERVED BY SOURCE WATER SYSTEM - - - - - |                 |          |              |        |                        | 1500          |                                 |              |
| HINESVILLE   | 0890862         | LIBERTY  | Acid         | ADJ    | /81                    | 11000         |                                 | 1.0          |
| TOTAL POPULATION SERVED BY SOURCE WATER SYSTEM - - - - - |                 |          |              |        |                        | 11000         |                                 |              |
| HOGANSVILLE  | 1411229         | TROUP    | NaSiF6       | ADJ    | 09/55                  | 3400          |                                 | 1.0          |
| TOTAL POPULATION SERVED BY SOURCE WATER SYSTEM - - - - - |                 |          |              |        |                        | 3400          |                                 |              |
| HOMERVILLE   | 0320314         | CLINCH   | Acid         | ADJ    | /74                    | 3400          |                                 | 1.0          |
| TOTAL POPULATION SERVED BY SOURCE WATER SYSTEM - - - - - |                 |          |              |        |                        | 3400          |                                 |              |
| HOSCHTON   | 0780779         | JACKSON  | NaF          | ADJ    | /79                    | 600           |                                 | 1.0          |
| TOTAL POPULATION SERVED BY SOURCE WATER SYSTEM - - - - - |                 |          |              |        |                        | 600           |                                 |              |
| HOUSTON COUNTY   | 0760757         | HOUSTON  | NaF          | ADJ    | /77                    | 8900          |                                 | 1.0          |
| TOTAL POPULATION SERVED BY SOURCE WATER SYSTEM - - - - - |                 |          |              |        |                        | 8900          |                                 |              |
| HUNTER AIR FORCE BASE                                    | 0252217         | CHATHAM  | NaF          | ADJ    | 11/59                  | 3300          |                                 | 1.0          |
| TOTAL POPULATION SERVED BY SOURCE WATER SYSTEM - - - - - |                 |          |              |        |                        | 3300          |                                 |              |
| IDEAL  | 0940928         | MACON    | NaF          | ADJ    | /74                    | 543           |                                 | 1.0          |
| TOTAL POPULATION SERVED BY SOURCE WATER SYSTEM - - - - - |                 |          |              |        |                        | 543           |                                 |              |
| ILA  | 0950941         | MADISON  | NaF          | ADJ    | /79                    | 400           |                                 | 1.0          |
| TOTAL POPULATION SERVED BY SOURCE WATER SYSTEM - - - - - |                 |          |              |        |                        | 400           |                                 |              |
| JASPER   | 1121034         | PICKENS  | NaSiF6       | ADJ    | /75                    | 4300          |                                 | 1.0          |
| TOTAL POPULATION SERVED BY SOURCE WATER SYSTEM - - - - - |                 |          |              |        |                        | 4300          |                                 |              |
| JEFFERSON  | 0780780         | JACKSON  | NaF          | ADJ    | /75                    | 2400          |                                 | 1.0          |
| TOTAL POPULATION SERVED BY SOURCE WATER SYSTEM - - - - - |                 |          |              |        |                        | 2400          |                                 |              |



POPULATION SERVED FLUORIDATED DRINKING WATER BY SOURCE SYSTEM,  
 CONSECUTIVE SYSTEM, AND COUNTY WITHIN STATE (AS OF 12/31/85)

**GEORGIA**

| WATER SYSTEM and<br>CONSECUTIVE SYSTEMS SERVED           | EPA<br>ID<br>NO | COUNTY    | CHEM<br>USED | STATUS | FLUOR<br>START<br>DATE | POP<br>SERVED | NATURAL SYSTEMS<br>NAT<br>LEVEL | OPT<br>LEVEL |
|--|-----------------|-----------|--------------|--------|------------------------|---------------|---------------------------------|--------------|
| JESUP  | 1511326         | WAYNE     | Acid         | ADJ    | 05/82                  | 9500          |                                 | 1.0          |
| TOTAL POPULATION SERVED BY SOURCE WATER SYSTEM - - - - - |                 |           |              |        |                        | 9500          |                                 |              |
| JONES CO   | 0840812         | JONES     | NaF          | ADJ    | /81                    | 4500          |                                 | 1.0          |
| TOTAL POPULATION SERVED BY SOURCE WATER SYSTEM - - - - - |                 |           |              |        |                        | 4500          |                                 |              |
| JONESBORO  | 0310310         | CLAYTON   | NaF          | ADJ    | 08/65                  | 4100          |                                 | 1.0          |
| TOTAL POPULATION SERVED BY SOURCE WATER SYSTEM - - - - - |                 |           |              |        |                        | 4100          |                                 |              |
| LA FAYETTE   | 1461277         | WALKER    | NaF          | ADJ    | 12/60                  | 12000         |                                 | 1.0          |
| TOTAL POPULATION SERVED BY SOURCE WATER SYSTEM - - - - - |                 |           |              |        |                        | 12000         |                                 |              |
| LA GRANGE  | 1411230         | TROUP     | Acid         | ADJ    | 04/56                  | 32300         |                                 | 1.0          |
| TOTAL POPULATION SERVED BY SOURCE WATER SYSTEM - - - - - |                 |           |              |        |                        | 32300         |                                 |              |
| LAKELAND   | 0860822         | LANIER    | Acid         | ADJ    | 10/83                  | 2569          |                                 | 1.0          |
| TOTAL POPULATION SERVED BY SOURCE WATER SYSTEM - - - - - |                 |           |              |        |                        | 2569          |                                 |              |
| LAVONIA  | 0590580         | FRANKLIN  | NaF          | ADJ    | 12/68                  | 2200          |                                 | 1.0          |
| TOTAL POPULATION SERVED BY SOURCE WATER SYSTEM - - - - - |                 |           |              |        |                        | 2200          |                                 |              |
| LEESBURG   | 0880846         | LEE       | Acid         | ADJ    | 05/85                  | 1250          |                                 | 1.0          |
| TOTAL POPULATION SERVED BY SOURCE WATER SYSTEM - - - - - |                 |           |              |        |                        | 1250          |                                 |              |
| LILLY  | 0460431         | DOOLY     | NaF          | ADJ    | /74                    | 200           |                                 | 1.0          |
| TOTAL POPULATION SERVED BY SOURCE WATER SYSTEM - - - - - |                 |           |              |        |                        | 200           |                                 |              |
| LINCOLNTON   | 0900877         | LINCOLN   | NaF          | ADJ    | /69                    | 1700          |                                 | 1.0          |
| TOTAL POPULATION SERVED BY SOURCE WATER SYSTEM - - - - - |                 |           |              |        |                        | 1700          |                                 |              |
| LOCUST GROVE   | 0750742         | HENRY     | NaF          | ADJ    | /75                    | 1100          |                                 | 1.0          |
| TOTAL POPULATION SERVED BY SOURCE WATER SYSTEM - - - - - |                 |           |              |        |                        | 1100          |                                 |              |
| LOUISVILLE   | 0810795         | JEFFERSON | NaF          | ADJ    | /55                    | 5000          |                                 | 1.0          |
| TOTAL POPULATION SERVED BY SOURCE WATER SYSTEM - - - - - |                 |           |              |        |                        | 5000          |                                 |              |

POPULATION SERVED FLUORIDATED DRINKING WATER BY SOURCE SYSTEM,  
CONSECUTIVE SYSTEM, AND COUNTY WITHIN STATE (AS OF 12/31/85)

# GEORGIA

| WATER SYSTEM and<br>CONSECUTIVE SYSTEMS SERVED           | EPA<br>ID<br>NO | COUNTY      | CHEM<br>USED | STATUS | FLUOR<br>START<br>DATE | POP<br>SERVED | NATURAL<br>NAT<br>LEVEL | SYSTEMS<br>OPT<br>LEVEL |
|--|-----------------|-------------|--------------|--------|------------------------|---------------|-------------------------|-------------------------|
| LUDOWICI   | 0910879         | LONG        | Acid         | ADJ    | /74                    | 2000          |                         | 1.0                     |
| TOTAL POPULATION SERVED BY SOURCE WATER SYSTEM - - - - - |                 |             |              |        |                        | 2000          |                         |                         |
| LULA   | 0690692         | HALL        | NaF          | ADJ    | /75                    | 810           |                         | 1.0                     |
| TOTAL POPULATION SERVED BY SOURCE WATER SYSTEM - - - - - |                 |             |              |        |                        | 810           |                         |                         |
| LUMBER CITY  | 1341174         | TELFAIR     | Acid         | ADJ    | /84                    | 1500          |                         | 1.0                     |
| TOTAL POPULATION SERVED BY SOURCE WATER SYSTEM - - - - - |                 |             |              |        |                        | 1500          |                         |                         |
| LUMPKIN  | 1281143         | STEWART     | Acid         | ADJ    | 08/85                  | 1600          |                         | 1.0                     |
| TOTAL POPULATION SERVED BY SOURCE WATER SYSTEM - - - - - |                 |             |              |        |                        | 1600          |                         |                         |
| LYONS  | 1381217         | TOOMBS      | Acid         | ADJ    | 10/69                  | 3900          |                         | 1.0                     |
| TOTAL POPULATION SERVED BY SOURCE WATER SYSTEM - - - - - |                 |             |              |        |                        | 3900          |                         |                         |
| MACON-BIBB CO  | 0110053         | BIBB        | Acid         | ADJ    | 07/82                  | 145600        |                         | 1.0                     |
| TOTAL POPULATION SERVED BY SOURCE WATER SYSTEM - - - - - |                 |             |              |        |                        | 145600        |                         |                         |
| MADISON  | 1040990         | MORGAN      | NaSiF6       | ADJ    | 12/64                  | 4100          |                         | 1.0                     |
| TOTAL POPULATION SERVED BY SOURCE WATER SYSTEM - - - - - |                 |             |              |        |                        | 4100          |                         |                         |
| MANCHESTER   | 0990960         | MERIWEATHER | NaSiF6       | ADJ    | 04/60                  | 4200          |                         | 1.0                     |
| TOTAL POPULATION SERVED BY SOURCE WATER SYSTEM - - - - - |                 |             |              |        |                        | 4200          |                         |                         |
| MANSFIELD  | 1071000         | NEWTON      | NaF          | ADJ    | /75                    | 340           |                         | 1.0                     |
| TOTAL POPULATION SERVED BY SOURCE WATER SYSTEM - - - - - |                 |             |              |        |                        | 340           |                         |                         |
| MARSHALLVILLE  | 0940929         | MACON       | NaF          | ADJ    | 08/84                  | 1600          |                         | 1.0                     |
| TOTAL POPULATION SERVED BY SOURCE WATER SYSTEM - - - - - |                 |             |              |        |                        | 1600          |                         |                         |
| MAYSVILLE  | 0060021         | BANKS       | NaF          | ADJ    | /79                    | 533           |                         | 1.0                     |
| TOTAL POPULATION SERVED BY SOURCE WATER SYSTEM - - - - - |                 |             |              |        |                        | 533           |                         |                         |
| MC CAYSVILLE   | 0550510         | FANNIN      | NaF          | ADJ    | /79                    | 2800          |                         | 1.0                     |
| TOTAL POPULATION SERVED BY SOURCE WATER SYSTEM - - - - - |                 |             |              |        |                        | 2800          |                         |                         |

POPULATION SERVED FLUORIDATED DRINKING WATER BY SOURCE SYSTEM,  
CONSECUTIVE SYSTEM, AND COUNTY WITHIN STATE (AS OF 12/31/85)

# GEORGIA

| WATER SYSTEM and<br>CONSECUTIVE SYSTEMS SERVED           | EPA<br>ID<br>NO | COUNTY   | CHEM<br>USED | STATUS | FLUOR<br>START<br>DATE | POP<br>SERVED | NATURAL SYSTEMS<br>NAT<br>LEVEL | OPT<br>LEVEL |
|--|-----------------|----------|--------------|--------|------------------------|---------------|---------------------------------|--------------|
| MC RAE   | 1341175         | TELFAIR  | NaF          | ADJ    | /74                    | 3400          |                                 | 1.0          |
| TOTAL POPULATION SERVED BY SOURCE WATER SYSTEM - - - - - |                 |          |              |        |                        | 3400          |                                 |              |
| MCDONOUGH  | 0750743         | HENRY    | NaSiF6       | ADJ    | /81                    | 4100          |                                 | 1.0          |
| TOTAL POPULATION SERVED BY SOURCE WATER SYSTEM - - - - - |                 |          |              |        |                        | 4100          |                                 |              |
| MEIGS  | 1361191         | THOMAS   | Acid         | ADJ    | 05/85                  | 1300          |                                 | 1.0          |
| TOTAL POPULATION SERVED BY SOURCE WATER SYSTEM - - - - - |                 |          |              |        |                        | 1300          |                                 |              |
| MILLEDGEVILLE  | 0050014         | BALDWIN  | NaF          | ADJ    | 11/64                  | 13300         |                                 | 1.0          |
| BALDWIN COUNTY   | 0050013         | BALDWIN  |              | CONS   |                        | 7300          |                                 |              |
| TOTAL POPULATION SERVED BY SOURCE WATER SYSTEM - - - - - |                 |          |              |        |                        | 20600         |                                 |              |
| MILLEN   | 0820801         | JENKINS  | NaSiF6       | ADJ    | 04/84                  | 1050          |                                 | 1.0          |
| TOTAL POPULATION SERVED BY SOURCE WATER SYSTEM - - - - - |                 |          |              |        |                        | 1050          |                                 |              |
| MONROE   | 1471287         | WALTON   | NaSiF6       | ADJ    | 08/52                  | 120001        |                                 | 1.0          |
| TOTAL POPULATION SERVED BY SOURCE WATER SYSTEM - - - - - |                 |          |              |        |                        | 120001        |                                 |              |
| MONTEZUMA  | 0940930         | MACON    | Acid         | ADJ    | 03/60                  | 4250          |                                 | 1.0          |
| TOTAL POPULATION SERVED BY SOURCE WATER SYSTEM - - - - - |                 |          |              |        |                        | 4250          |                                 |              |
| MONTICELLO   | 0790788         | JASPER   | NaF          | ADJ    | 05/59                  | 2700          |                                 | 1.0          |
| TOTAL POPULATION SERVED BY SOURCE WATER SYSTEM - - - - - |                 |          |              |        |                        | 2700          |                                 |              |
| MONTROSE   | 0870828         | LAURENS  | NaF          | ADJ    | /75                    | 250           |                                 | 1.0          |
| TOTAL POPULATION SERVED BY SOURCE WATER SYSTEM - - - - - |                 |          |              |        |                        | 250           |                                 |              |
| MOODY AIR FORCE BASE                                     | 0922661         | LOWNDES  | NaF          | ADJ    | /75                    | 5800          |                                 | 1.0          |
| TOTAL POPULATION SERVED BY SOURCE WATER SYSTEM - - - - - |                 |          |              |        |                        | 5800          |                                 |              |
| MORGANTON  | 0550512         | FANNIN   | NaF          | ADJ    | /75                    | 900           |                                 | 1.0          |
| TOTAL POPULATION SERVED BY SOURCE WATER SYSTEM - - - - - |                 |          |              |        |                        | 900           |                                 |              |
| MOULTRIE   | 0350345         | COLQUITT | NaSiF6       | ADJ    | /83                    | 17500         |                                 | 1.0          |
| TOTAL POPULATION SERVED BY SOURCE WATER SYSTEM - - - - - |                 |          |              |        |                        | 17500         |                                 |              |

POPULATION SERVED FLUORIDATED DRINKING WATER BY SOURCE SYSTEM,  
CONSECUTIVE SYSTEM, AND COUNTY WITHIN STATE (AS OF 12/31/85)

# GEORGIA

| WATER SYSTEM and<br>CONSECUTIVE SYSTEMS SERVED           | EPA<br>ID<br>NO | COUNTY     | CHEM<br>USED | STATUS | FLUOR<br>START<br>DATE | POP<br>SERVED | NATURAL SYSTEMS |              |
|--|-----------------|------------|--------------|--------|------------------------|---------------|-----------------|--------------|
|  |                 |            |              |        |                        |               | NAT<br>LEVEL    | OPT<br>LEVEL |
| MOUNT VERNON   | 1030984         | MONTGOMERY | Acid         | ADJ    | /84                    | 1579          |                 | 1.0          |
| TOTAL POPULATION SERVED BY SOURCE WATER SYSTEM - - - - - |                 |            |              |        |                        | 1579          |                 |              |
| NAHUNTA  | 0130079         | BRANTLEY   | Acid         | ADJ    | /75                    | 1100          |                 | 1.0          |
| TOTAL POPULATION SERVED BY SOURCE WATER SYSTEM - - - - - |                 |            |              |        |                        | 1100          |                 |              |
| NASHVILLE  | 0100048         | BERRIEN    | Acid         | ADJ    | /75                    | 5500          |                 | 1.0          |
| TOTAL POPULATION SERVED BY SOURCE WATER SYSTEM - - - - - |                 |            |              |        |                        | 5500          |                 |              |
| NEWANAN  | 0380383         | COWETA     | NaSiF6       | ADJ    | 07/58                  | 11400         |                 | 1.0          |
| TOTAL POPULATION SERVED BY SOURCE WATER SYSTEM - - - - - |                 |            |              |        |                        | 11400         |                 |              |
| NICHOLLS   | 0340334         | COFFEE     | Acid         | ADJ    | 08/85                  | 1150          |                 | 1.0          |
| TOTAL POPULATION SERVED BY SOURCE WATER SYSTEM - - - - - |                 |            |              |        |                        | 1150          |                 |              |
| NOTLA WATER AUTHORITY                                    | 1441259         | UNION      | NaF          | ADJ    | /75                    | 1380          |                 | 1.0          |
| TOTAL POPULATION SERVED BY SOURCE WATER SYSTEM - - - - - |                 |            |              |        |                        | 1380          |                 |              |
| OCILLA   | 0770774         | IRWIN      | Acid         | ADJ    | 10/70                  | 3100          |                 | 1.0          |
| TOTAL POPULATION SERVED BY SOURCE WATER SYSTEM - - - - - |                 |            |              |        |                        | 3100          |                 |              |
| PALMETTO   | 0600600         | FULTON     | NaF          | ADJ    | /75                    | 2100          |                 | 1.0          |
| TOTAL POPULATION SERVED BY SOURCE WATER SYSTEM - - - - - |                 |            |              |        |                        | 2100          |                 |              |
| PEARSON  | 0020008         | ATKINSON   | Acid         | ADJ    | 06/83                  | 2100          |                 | 1.0          |
| TOTAL POPULATION SERVED BY SOURCE WATER SYSTEM - - - - - |                 |            |              |        |                        | 2100          |                 |              |
| PELHAM   | 1010972         | MITCHELL   | Acid         | ADJ    | 10/80                  | 4500          |                 | 1.0          |
| TOTAL POPULATION SERVED BY SOURCE WATER SYSTEM - - - - - |                 |            |              |        |                        | 4500          |                 |              |
| PEMBROKE   | 0150091         | BRYAN      | Acid         | ADJ    | 08/84                  | 2100          |                 | 1.0          |
| TOTAL POPULATION SERVED BY SOURCE WATER SYSTEM - - - - - |                 |            |              |        |                        | 2100          |                 |              |
| PERRY  | 0760758         | HOUSTON    | NaSiF6       | ADJ    | 11/58                  | 8259          |                 | 1.0          |
| TOTAL POPULATION SERVED BY SOURCE WATER SYSTEM - - - - - |                 |            |              |        |                        | 8259          |                 |              |

POPULATION SERVED FLUORIDATED DRINKING WATER BY SOURCE SYSTEM,  
CONSECUTIVE SYSTEM, AND COUNTY WITHIN STATE (AS OF 12/31/85)

**GEORGIA**

| WATER SYSTEM and<br>CONSECUTIVE SYSTEMS SERVED           | EPA<br>ID<br>NO | COUNTY   | CHEM<br>USED | STATUS | FLUOR<br>START<br>DATE | POP<br>SERVED | NATURAL SYSTEMS<br>NAT<br>LEVEL | OPT<br>LEVEL |
|--|-----------------|----------|--------------|--------|------------------------|---------------|---------------------------------|--------------|
| PLAINS   | 1291152         | SUMTER   | NaF          | ADJ    | /74                    | 1200          |                                 | 1.0          |
| TOTAL POPULATION SERVED BY SOURCE WATER SYSTEM - - - - - |                 |          |              |        |                        | 1200          |                                 |              |
| POOLER   | 0250192         | CHATHAM  | Acid         | ADJ    | 05/82                  | 3160          |                                 | 1.0          |
| TOTAL POPULATION SERVED BY SOURCE WATER SYSTEM - - - - - |                 |          |              |        |                        | 3160          |                                 |              |
| PORTAL   | 0160104         | BULLOCH  | NaF          | ADJ    | /74                    | 650           |                                 | 1.0          |
| TOTAL POPULATION SERVED BY SOURCE WATER SYSTEM - - - - - |                 |          |              |        |                        | 650           |                                 |              |
| POULAN   | 1591368         | WORTH    | Acid         | ADJ    | /74                    | 295           |                                 | 1.0          |
| TOTAL POPULATION SERVED BY SOURCE WATER SYSTEM - - - - - |                 |          |              |        |                        | 295           |                                 |              |
| PRESTON  | 1521334         | WEBSTER  | NaF          | ADJ    | /75                    | 650           |                                 | 1.0          |
| TOTAL POPULATION SERVED BY SOURCE WATER SYSTEM - - - - - |                 |          |              |        |                        | 650           |                                 |              |
| QUITMAN  | 0140083         | BROOKS   | Acid         | ADJ    | 03/81                  | 5000          |                                 | 1.0          |
| TOTAL POPULATION SERVED BY SOURCE WATER SYSTEM - - - - - |                 |          |              |        |                        | 5000          |                                 |              |
| REIDSVILLE   | 1321167         | TATTNALL | Acid         | ADJ    | 06/84                  | 2800          |                                 | 1.0          |
| TOTAL POPULATION SERVED BY SOURCE WATER SYSTEM - - - - - |                 |          |              |        |                        | 2800          |                                 |              |
| REYNOLDS   | 1331170         | TAYLOR   | NaF          | ADJ    | 11/64                  | 1253          |                                 | 1.0          |
| TOTAL POPULATION SERVED BY SOURCE WATER SYSTEM - - - - - |                 |          |              |        |                        | 1253          |                                 |              |
| RICHLAND   | 1281145         | STEWART  | Acid         | ADJ    | 03/83                  | 2000          |                                 | 1.0          |
| TOTAL POPULATION SERVED BY SOURCE WATER SYSTEM - - - - - |                 |          |              |        |                        | 2000          |                                 |              |
| RICHMOND COUNTY  | 1211076         | RICHMOND | NaF          | ADJ    | /81                    | 46000         |                                 | 1.0          |
| TOTAL POPULATION SERVED BY SOURCE WATER SYSTEM - - - - - |                 |          |              |        |                        | 46000         |                                 |              |
| ROBINS AIR FORCE BASE                                    | 0764332         | HOUSTON  | NaSiF6       | ADJ    | /60                    | 5600          |                                 | 1.0          |
| TOTAL POPULATION SERVED BY SOURCE WATER SYSTEM - - - - - |                 |          |              |        |                        | 5600          |                                 |              |
| ROCHELLE   | 1561355         | WILCOX   | Acid         | ADJ    | 03/66                  | 1600          |                                 | 1.0          |
| TOTAL POPULATION SERVED BY SOURCE WATER SYSTEM - - - - - |                 |          |              |        |                        | 1600          |                                 |              |

POPULATION SERVED FLUORIDATED DRINKING WATER BY SOURCE SYSTEM,  
CONSECUTIVE SYSTEM, AND COUNTY WITHIN STATE (AS OF 12/31/85)

**GEORGIA**

| WATER SYSTEM and<br>CONSECUTIVE SYSTEMS SERVED           | EPA<br>ID<br>NO | COUNTY     | CHEM<br>USED | STATUS | FLUOR<br>START<br>DATE | POP<br>SERVED | NATURAL SYSTEMS<br>NAT<br>LEVEL | OPT<br>LEVEL |
|--|-----------------|------------|--------------|--------|------------------------|---------------|---------------------------------|--------------|
| ROCKMART   | 1151050         | POLK       | NaSiF6       | ADJ    | /70                    | 6500          |                                 | 1.0          |
| TOTAL POPULATION SERVED BY SOURCE WATER SYSTEM - - - - - |                 |            |              |        |                        | 6500          |                                 |              |
| ROME   | 0570528         | FLOYD      | Acid         | ADJ    | 06/52                  | 40400         |                                 | 1.0          |
| TOTAL POPULATION SERVED BY SOURCE WATER SYSTEM - - - - - |                 |            |              |        |                        | 40400         |                                 |              |
| ROSWELL  | 0600601         | FULTON     | NaSiF6       | ADJ    | /68                    | 8700          |                                 | 1.0          |
| TOTAL POPULATION SERVED BY SOURCE WATER SYSTEM - - - - - |                 |            |              |        |                        | 8700          |                                 |              |
| ROYSTON  | 0590581         | FRANKLIN   | NaSiF6       | ADJ    | 10/65                  | 2300          |                                 | 1.0          |
| TOTAL POPULATION SERVED BY SOURCE WATER SYSTEM - - - - - |                 |            |              |        |                        | 2300          |                                 |              |
| SANDERSVILLE   | 1501321         | WASHINGTON | Acid         | ADJ    | /81                    | 5420          |                                 | 1.0          |
| TOTAL POPULATION SERVED BY SOURCE WATER SYSTEM - - - - - |                 |            |              |        |                        | 5420          |                                 |              |
| SAVANNAH   | 0250194         | CHATHAM    | NaF          | ADJ    | /74                    | 159000        |                                 | 1.0          |
| TOTAL POPULATION SERVED BY SOURCE WATER SYSTEM - - - - - |                 |            |              |        |                        | 159000        |                                 |              |
| SILOAM   | 0660656         | GREENE     |              | NATL   |                        | 350           |                                 | 1.4          |
| TOTAL POPULATION SERVED BY SOURCE WATER SYSTEM - - - - - |                 |            |              |        |                        | 350           |                                 |              |
| SOCIAL CIRCLE  | 1471288         | WALTON     | NaF          | ADJ    | /75                    | 2700          |                                 | 1.0          |
| TOTAL POPULATION SERVED BY SOURCE WATER SYSTEM - - - - - |                 |            |              |        |                        | 2700          |                                 |              |
| SOPERTON   | 1401228         | TREUTLEN   | NaF          | ADJ    | 04/82                  | 2900          |                                 | 1.0          |
| TOTAL POPULATION SERVED BY SOURCE WATER SYSTEM - - - - - |                 |            |              |        |                        | 2900          |                                 |              |
| SPRINGFIELD  | 0510478         | EFFINGHAM  | Acid         | ADJ    | /74                    | 1300          |                                 | 1.0          |
| TOTAL POPULATION SERVED BY SOURCE WATER SYSTEM - - - - - |                 |            |              |        |                        | 1300          |                                 |              |
| ST MARYS   | 0200154         | CAMDEN     | NaSiF6       | ADJ    | 09/81                  | 105000        |                                 | 1.0          |
| TOTAL POPULATION SERVED BY SOURCE WATER SYSTEM - - - - - |                 |            |              |        |                        | 105000        |                                 |              |
| ST SIMONS WATER DIST                                     | 0630618         | GLYNN      |              | NATL   |                        | 10665         |                                 | 1.2          |
| TOTAL POPULATION SERVED BY SOURCE WATER SYSTEM - - - - - |                 |            |              |        |                        | 10665         |                                 |              |

POPULATION SERVED FLUORIDATED DRINKING WATER BY SOURCE SYSTEM,  
CONSECUTIVE SYSTEM, AND COUNTY WITHIN STATE (AS OF 12/31/85)

# GEORGIA

| WATER SYSTEM and<br>CONSECUTIVE SYSTEMS SERVED           | EPA<br>ID<br>NO | COUNTY   | CHEM<br>USED | STATUS | FLUOR<br>START<br>DATE | POP<br>SERVED | NATURAL SYSTEMS<br>NAT OPT<br>LEVEL LEVEL |
|--|-----------------|----------|--------------|--------|------------------------|---------------|---|
| STATESBORO   | 0160106         | BULLOCH  | Acid         | ADJ    | 10/55                  | 16000         | 1.0                                       |
| TOTAL POPULATION SERVED BY SOURCE WATER SYSTEM - - - - - |                 |          |              |        |                        | 16000         |   |
| STATHAM  | 0070024         | BARROW   | NaF          | ADJ    | /79                    | 1200          | 1.0                                       |
| TOTAL POPULATION SERVED BY SOURCE WATER SYSTEM - - - - - |                 |          |              |        |                        | 1200          |   |
| SUMMERVILLE  | 0270275         | CHATTOGA | NaF          | ADJ    | /79                    | 9400          | 1.0                                       |
| TOTAL POPULATION SERVED BY SOURCE WATER SYSTEM - - - - - |                 |          |              |        |                        | 9400          |   |
| SUWANEE  | 0670671         | WINNEB   | NaF          | ADJ    | /78                    | 200           | 1.0                                       |
| TOTAL POPULATION SERVED BY SOURCE WATER SYSTEM - - - - - |                 |          |              |        |                        | 200           |   |
| SWAINSBORO   | 0530499         | EMANUEL  | NaF          | ADJ    | /74                    | 7800          | 1.0                                       |
| TOTAL POPULATION SERVED BY SOURCE WATER SYSTEM - - - - - |                 |          |              |        |                        | 7800          |   |
| SYLVANIA   | 1241110         | SCREVEN  | Acid         | ADJ    | /74                    | 5000          | 1.0                                       |
| TOTAL POPULATION SERVED BY SOURCE WATER SYSTEM - - - - - |                 |          |              |        |                        | 5000          |   |
| SYLVESTER  | 1591370         | WORTH    | NaF          | ADJ    | 11/64                  | 6000          | 1.0                                       |
| TOTAL POPULATION SERVED BY SOURCE WATER SYSTEM - - - - - |                 |          |              |        |                        | 6000          |   |
| TALLULAH FALLS   | 1191062         | RABUN    | NaF          | ADJ    | /79                    | 400           | 1.0                                       |
| TOTAL POPULATION SERVED BY SOURCE WATER SYSTEM - - - - - |                 |          |              |        |                        | 400           |   |
| TENNESSEE-AMERICAN WIR CO, TN                            | 1461279         | CATOOSA  | Acid         | ADJ    | /52                    | 0             | 1.0                                       |
| FORT OGLETHORPE  | 0230179         | CATOOSA  |              | CONS   |                        | 4300          |   |
| RINGGOLD   | 0230180         | CATOOSA  |              | CONS   |                        | 1900          |   |
| ROSSVILLE  |                 | WALKER   |              | CONS   |                        | 7800          |   |
| TOTAL POPULATION SERVED BY SOURCE WATER SYSTEM - - - - - |                 |          |              |        |                        | 14000         |   |
| THOMASTON  | 1451262         | UPSON    | NaSiF6       | ADJ    | 06/61                  | 9200          | 1.0                                       |
| UPSON COUNTY   | 1451263         | UPSON    |              | CONS   |                        | 9200          |   |
| TOTAL POPULATION SERVED BY SOURCE WATER SYSTEM - - - - - |                 |          |              |        |                        | 18400         |   |
| THOMASVILLE  | 1361194         | THOMAS   | NaF          | ADJ    | 11/54                  | 20000         | 1.0                                       |
| TOTAL POPULATION SERVED BY SOURCE WATER SYSTEM - - - - - |                 |          |              |        |                        | 20000         |   |

POPULATION SERVED FLUORIDATED DRINKING WATER BY SOURCE SYSTEM,  
 CONSECUTIVE SYSTEM, AND COUNTY WITHIN STATE (AS OF 12/31/85)

**GEORGIA**

| WATER SYSTEM and<br>CONSECUTIVE SYSTEMS SERVED           | EPA<br>ID<br>NO | COUNTY    | CHEM<br>USED | STATUS | FLUOR<br>START<br>DATE | POP<br>SERVED | NATURAL SYSTEMS<br>NAT<br>LEVEL | OPT<br>LEVEL |
|--|-----------------|-----------|--------------|--------|------------------------|---------------|---------------------------------|--------------|
| THOMSON  | 0970947         | MCDUFFIE  | Acid         | ADJ    | /69                    | 9900          |                                 | 1.0          |
| TOTAL POPULATION SERVED BY SOURCE WATER SYSTEM - - - - - |                 |           |              |        |                        | 9900          |                                 |              |
| TIFTON   | 1371200         | TIFT      | NaF          | ADJ    | /75                    | 15000         |                                 | 1.0          |
| TOTAL POPULATION SERVED BY SOURCE WATER SYSTEM - - - - - |                 |           |              |        |                        | 15000         |                                 |              |
| TOCCOA   | 1271133         | STEPHENS  | Acid         | ADJ    | 05/61                  | 12001         |                                 | 1.0          |
| TOTAL POPULATION SERVED BY SOURCE WATER SYSTEM - - - - - |                 |           |              |        |                        | 12001         |                                 |              |
| TWIN CITY  | 0530500         | EMANUEL   | Acid         | ADJ    | 05/83                  | 1600          |                                 | 1.0          |
| TOTAL POPULATION SERVED BY SOURCE WATER SYSTEM - - - - - |                 |           |              |        |                        | 1600          |                                 |              |
| TYBEE ISLAND   | 0250196         | CHATHAM   |              | NATL   |                        | 2500          | 0.8                             |              |
| TOTAL POPULATION SERVED BY SOURCE WATER SYSTEM - - - - - |                 |           |              |        |                        | 2500          |                                 |              |
| UNADILLA   | 0460433         | UNADILLA  | NaF          | ADJ    | 08/85                  | 2100          |                                 | 1.0          |
| TOTAL POPULATION SERVED BY SOURCE WATER SYSTEM - - - - - |                 |           |              |        |                        | 2100          |                                 |              |
| UNION POINT  | 0660657         | GREENE    | NaF          | ADJ    | /75                    | 2500          |                                 | 1.0          |
| TOTAL POPULATION SERVED BY SOURCE WATER SYSTEM - - - - - |                 |           |              |        |                        | 2500          |                                 |              |
| VALDOSTA   | 0920882         | LOWNDES   | Acid         | ADJ    | 04/54                  | 39550         |                                 | 1.0          |
| TOTAL POPULATION SERVED BY SOURCE WATER SYSTEM - - - - - |                 |           |              |        |                        | 39550         |                                 |              |
| VIDALIA  | 1381219         | TOOMBS    | Acid         | ADJ    | /75                    | 11000         |                                 | 1.0          |
| TOTAL POPULATION SERVED BY SOURCE WATER SYSTEM - - - - - |                 |           |              |        |                        | 11000         |                                 |              |
| VIENNA   | 0460434         | DOOLY     | Acid         | ADJ    | /74                    | 940           |                                 | 1.0          |
| TOTAL POPULATION SERVED BY SOURCE WATER SYSTEM - - - - - |                 |           |              |        |                        | 940           |                                 |              |
| VILLA RICA   | 0220170         | CARROLL   | NaF          | ADJ    | /74                    | 4200          |                                 | 1.0          |
| TOTAL POPULATION SERVED BY SOURCE WATER SYSTEM - - - - - |                 |           |              |        |                        | 4200          |                                 |              |
| WADLEY   | 0810797         | JEFFERSON | Acid         | ADJ    | /77                    | 1989          |                                 | 1.0          |
| TOTAL POPULATION SERVED BY SOURCE WATER SYSTEM - - - - - |                 |           |              |        |                        | 1989          |                                 |              |



POPULATION SERVED FLUORIDATED DRINKING WATER BY SOURCE SYSTEM,  
CONSECUTIVE SYSTEM, AND COUNTY WITHIN STATE (AS OF 12/31/85)

# GEORGIA

| WATER SYSTEM and<br>CONSECUTIVE SYSTEMS SERVED           | EPA<br>ID<br>NO | COUNTY     | CHEM<br>USED | STATUS | FLUOR<br>START<br>DATE | POP<br>SERVED | NATURAL SYSTEMS |              |
|--|-----------------|------------|--------------|--------|------------------------|---------------|-----------------|--------------|
|  |                 |            |              |        |                        |               | NAT<br>LEVEL    | OPT<br>LEVEL |
| WALKER CO WA   | 1461278         | WALKER     | NaSiF6       | ADJ    | /84                    | 22400         |                 | 1.0          |
| TOTAL POPULATION SERVED BY SOURCE WATER SYSTEM - - - - - |                 |            |              |        |                        | 22400         |                 |              |
| WARM SPRINGS FOUNDATION                                  | 0990966         | MERIWETHER | NaF          | ADJ    | 10/62                  | 750           |                 | 1.0          |
| TOTAL POPULATION SERVED BY SOURCE WATER SYSTEM - - - - - |                 |            |              |        |                        | 750           |                 |              |
| WARNER ROBINS  | 0760759         | HOUSTON    | NaF          | ADJ    | 11/62                  | 45000         |                 | 1.0          |
| TOTAL POPULATION SERVED BY SOURCE WATER SYSTEM - - - - - |                 |            |              |        |                        | 45000         |                 |              |
| WARRENTON  | 1491315         | WARREN     | NaF          | ADJ    | 12/70                  | 2900          |                 | 1.0          |
| TOTAL POPULATION SERVED BY SOURCE WATER SYSTEM - - - - - |                 |            |              |        |                        | 2900          |                 |              |
| WASHINGTON   | 1571359         | WILKES     | NaSiF6       | ADJ    | 10/70                  | 7800          |                 | 1.0          |
| TOTAL POPULATION SERVED BY SOURCE WATER SYSTEM - - - - - |                 |            |              |        |                        | 7800          |                 |              |
| WATKINSVILLE-OCONEE CO WA                                | 1081013         | OCONEE     | Acid         | ADJ    | /74                    | 1200          |                 | 1.0          |
| TOTAL POPULATION SERVED BY SOURCE WATER SYSTEM - - - - - |                 |            |              |        |                        | 1200          |                 |              |
| WAYCROSS   | 1481298         | WARE       | NaF          | ADJ    | 11/55                  | 21350         |                 | 1.0          |
| TOTAL POPULATION SERVED BY SOURCE WATER SYSTEM - - - - - |                 |            |              |        |                        | 21350         |                 |              |
| WAYNESBORO   | 0170130         | BURKE      | Acid         | ADJ    | 03/63                  | 5100          |                 | 1.0          |
| TOTAL POPULATION SERVED BY SOURCE WATER SYSTEM - - - - - |                 |            |              |        |                        | 5100          |                 |              |
| WEST POINT   | 1411231         | TROUP      | NaF          | ADJ    | 04/57                  | 5600          |                 | 1.0          |
| TOTAL POPULATION SERVED BY SOURCE WATER SYSTEM - - - - - |                 |            |              |        |                        | 5600          |                 |              |
| WHITE PLAINS   | 0660658         | GREENE     | NaF          | ADJ    | 06/82                  | 260           |                 | 1.0          |
| TOTAL POPULATION SERVED BY SOURCE WATER SYSTEM - - - - - |                 |            |              |        |                        | 260           |                 |              |
| WILLACOOCHEE   | 0020009         | ATKINSON   | Acid         | ADJ    | 04/85                  | 1750          |                 | 1.0          |
| TOTAL POPULATION SERVED BY SOURCE WATER SYSTEM - - - - - |                 |            |              |        |                        | 1750          |                 |              |
| WINDER   | 0070025         | BARROW     | NaF          | ADJ    | /75                    | 13000         |                 | 1.0          |
| TOTAL POPULATION SERVED BY SOURCE WATER SYSTEM - - - - - |                 |            |              |        |                        | 13000         |                 |              |

POPULATION SERVED FLUORIDATED DRINKING WATER BY SOURCE SYSTEM,  
 CONSECUTIVE SYSTEM, AND COUNTY WITHIN STATE (AS OF 12/31/85)

**GEORGIA**

| WATER SYSTEM and<br>CONSECUTIVE SYSTEMS SERVED           | EPA<br>ID<br>NO | COUNTY     | CHEM<br>USED | STATUS | FLUOR<br>START<br>DATE | POP<br>SERVED | NATURAL SYSTEMS<br>NAT<br>LEVEL | OPT<br>LEVEL |
|--|-----------------|------------|--------------|--------|------------------------|---------------|---------------------------------|--------------|
| WOODBURY   | 0990962         | MERIWETHER | NaF          | ADJ    | /75                    | 1600          |                                 | 1.0          |
| TOTAL POPULATION SERVED BY SOURCE WATER SYSTEM - - - - - |                 |            |              |        |                        | 1600          |                                 |              |
| WRENS  | 0810798         | JEFFERSON  | NaF          | ADJ    | /55                    | 3000          |                                 | 1.0          |
| TOTAL POPULATION SERVED BY SOURCE WATER SYSTEM - - - - - |                 |            |              |        |                        | 3000          |                                 |              |
| WRIGHTSVILLE   | 0830809         | JOHNSON    | NaF          | ADJ    | 09/80                  | 2300          |                                 | 1.0          |
| TOTAL POPULATION SERVED BY SOURCE WATER SYSTEM - - - - - |                 |            |              |        |                        | 2300          |                                 |              |
| YOUNG HARRIS   | 1391224         | TOWNS      | NaF          | ADJ    | /75                    | 549           |                                 | 1.0          |
| TOTAL POPULATION SERVED BY SOURCE WATER SYSTEM - - - - - |                 |            |              |        |                        | 549           |                                 |              |
| ZEBULON  | 1141046         | PIKE       | NaF          | ADJ    | 12/85                  | 1400          |                                 | 1.0          |
| TOTAL POPULATION SERVED BY SOURCE WATER SYSTEM - - - - - |                 |            |              |        |                        | 1400          |                                 |              |

POPULATION SERVED FLUORIDATED DRINKING WATER BY SOURCE SYSTEM,  
CONSECUTIVE SYSTEM, AND COUNTY WITHIN STATE (AS OF 12/31/85)

**HAWAII**

| WATER SYSTEM and<br>CONSECUTIVE SYSTEMS SERVED           | EPA<br>ID<br>NO | COUNTY   | CHEM<br>USED | STATUS | FLUOR<br>START<br>DATE | POP<br>SERVED | NATURAL SYSTEMS<br>NAT OPT<br>LEVEL LEVEL |
|--|-----------------|----------|--------------|--------|------------------------|---------------|---|
| BARBER'S POINT   | 0000355         | HONOLULU | NaF          | ADJ    |                        | 5700          | 0.7                                       |
| TOTAL POPULATION SERVED BY SOURCE WATER SYSTEM - - - - - |                 |          |              |        |                        | 5700          |   |
| FORT SHAFTER   | 0000341         | HONOLULU | NaF          | ADJ    | 11/55                  | 5000          | 0.7                                       |
| TOTAL POPULATION SERVED BY SOURCE WATER SYSTEM - - - - - |                 |          |              |        |                        | 5000          |   |
| KANEHOE MARINE CORPS AIR STA                             | 0000356         | HONOLULU | NaF          | ADJ    |                        | 15000         | 1.0                                       |
| TOTAL POPULATION SERVED BY SOURCE WATER SYSTEM - - - - - |                 |          |              |        |                        | 15000         |   |
| LUALUAEI   | 0000358         | HONOLULU | NaF          | ADJ    |                        | 970           | 0.7                                       |
| TOTAL POPULATION SERVED BY SOURCE WATER SYSTEM - - - - - |                 |          |              |        |                        | 970           |   |
| PEARL HARBOR   | 0000360         | HONOLULU | NaF          | ADJ    | /58                    | 63900         | 0.7                                       |
| HICKAM AFB   | 0000350         | HONOLULU |              | CONS   |                        | 15800         |   |
| TOTAL POPULATION SERVED BY SOURCE WATER SYSTEM - - - - - |                 |          |              |        |                        | 79700         |   |
| SCHOFIELD BARRACK  | 0000345         | HONOLULU | NaF          | ADJ    | 11/56                  | 28000         | 0.7                                       |
| NAVCAM EAST PAC  | 0000357         | HONOLULU |              | CONS   |                        | 2100          |   |
| WHEELER AFB  | 0000352         | HONOLULU |              | CONS   |                        | 3200          |   |
| TOTAL POPULATION SERVED BY SOURCE WATER SYSTEM - - - - - |                 |          |              |        |                        | 33300         |   |
| TRIPLER  | 0000346         | HONOLULU | NaF          | ADJ    |                        | 2900          | 0.7                                       |
| TOTAL POPULATION SERVED BY SOURCE WATER SYSTEM - - - - - |                 |          |              |        |                        | 2900          |   |

POPULATION SERVED FLUORIDATED DRINKING WATER BY SOURCE SYSTEM,  
CONSECUTIVE SYSTEM, AND COUNTY WITHIN STATE (AS OF 12/31/85)

# IDAHO

| WATER SYSTEM and<br>CONSECUTIVE SYSTEMS SERVED           | EPA<br>ID<br>NO | COUNTY     | CHEM<br>USED | STATUS | FLUOR<br>START<br>DATE | POP<br>SERVED | NATURAL SYSTEMS |              |
|--|-----------------|------------|--------------|--------|------------------------|---------------|-----------------|--------------|
|  |                 |            |              |        |                        |               | NAT<br>LEVEL    | OPT<br>LEVEL |
| ARIMO  | 6030002         | BANNOCK    |              |        | NATL                   | 338           | 0.9             |              |
| TOTAL POPULATION SERVED BY SOURCE WATER SYSTEM - - - - - |                 |            |              |        |                        | 338           |                 |              |
| ASHTON   | 7220004         | FREMONT    |              |        | NATL                   | 1219          | 0.9             |              |
| TOTAL POPULATION SERVED BY SOURCE WATER SYSTEM - - - - - |                 |            |              |        |                        | 1219          |                 |              |
| BOISE (PART)   | 4010016         | ADA        |              |        | NATL                   | 45000         | 0.8             |              |
| TOTAL POPULATION SERVED BY SOURCE WATER SYSTEM - - - - - |                 |            |              |        |                        | 45000         |                 |              |
| BONNERS FERRY  | 1110003         | BOUNDARY   | NaSiF6       | ADJ    | 03/52                  | 1906          |                 | 1.0          |
| NORTH WATER COMPANY                                      | 1110022         | BOUNDARY   |              | CONS   |                        | 250           |                 |              |
| SOUTH HILL WATER CO                                      | 1110026         | BOUNDARY   |              | CONS   |                        | 500           |                 |              |
| TOTAL POPULATION SERVED BY SOURCE WATER SYSTEM - - - - - |                 |            |              |        |                        | 2656          |                 |              |
| BRUNEAU  | 3370007         | OWYHEE     |              |        | NATL                   | 200           | 3.6             |              |
| TOTAL POPULATION SERVED BY SOURCE WATER SYSTEM - - - - - |                 |            |              |        |                        | 200           |                 |              |
| BUHL   | 5420007         | TWIN FALLS |              |        | NATL                   | 3629          | 1.8             |              |
| TOTAL POPULATION SERVED BY SOURCE WATER SYSTEM - - - - - |                 |            |              |        |                        | 3629          |                 |              |
| CALDWELL   | 3140013         | CANYON     |              |        | NATL                   | 17699         | 0.8             |              |
| TOTAL POPULATION SERVED BY SOURCE WATER SYSTEM - - - - - |                 |            |              |        |                        | 17699         |                 |              |
| CASTLEFORD   | 5240010         | TWIN FALLS |              |        | NATL                   | 191           | 1.1             |              |
| TOTAL POPULATION SERVED BY SOURCE WATER SYSTEM - - - - - |                 |            |              |        |                        | 191           |                 |              |
| CLAYTON  |                 | CUSTER     |              |        | NATL                   | 43            | 0.9             |              |
| TOTAL POPULATION SERVED BY SOURCE WATER SYSTEM - - - - - |                 |            |              |        |                        | 43            |                 |              |
| ELK RIVER  | 2180013         | CLEARWATER |              |        | NATL                   | 265           | 2.9             |              |
| TOTAL POPULATION SERVED BY SOURCE WATER SYSTEM - - - - - |                 |            |              |        |                        | 265           |                 |              |
| EMMETT   | 3230012         | GEM        |              |        | NATL                   | 4605          | 0.8             |              |
| TOTAL POPULATION SERVED BY SOURCE WATER SYSTEM - - - - - |                 |            |              |        |                        | 4605          |                 |              |
| FILER  | 5420021         | TWIN FALLS |              |        | NATL                   | 1645          | 2.6             |              |
| TOTAL POPULATION SERVED BY SOURCE WATER SYSTEM - - - - - |                 |            |              |        |                        | 1645          |                 |              |

POPULATION SERVED FLUORIDATED DRINKING WATER BY SOURCE SYSTEM,  
 CONSECUTIVE SYSTEM, AND COUNTY WITHIN STATE (AS OF 12/31/85)

**IDAHO**

| WATER SYSTEM and<br>CONSECUTIVE SYSTEMS SERVED           | EPA<br>ID<br>NO | COUNTY     | CHEM<br>USED | STATUS | FLUOR<br>START<br>DATE | POP<br>SERVED | NATURAL SYSTEMS |              |
|--|-----------------|------------|--------------|--------|------------------------|---------------|-----------------|--------------|
|  |                 |            |              |        |                        |               | NAT<br>LEVEL    | OPT<br>LEVEL |
| FRUITLAND  | 3380005         | PAYETTE    |              | NATL   |                        | 2456          | 0.8             |              |
| TOTAL POPULATION SERVED BY SOURCE WATER SYSTEM - - - - - |                 |            |              |        |                        | 2456          |                 |              |
| GLENN'S FERRY  | 4200022         | ELMORE     |              | NATL   |                        | 1374          | 0.8             |              |
| TOTAL POPULATION SERVED BY SOURCE WATER SYSTEM - - - - - |                 |            |              |        |                        | 1374          |                 |              |
| GRANDVIEW  | 3370010         | OWYHEE     |              | NATL   |                        | 366           | 0.7             |              |
| TOTAL POPULATION SERVED BY SOURCE WATER SYSTEM - - - - - |                 |            |              |        |                        | 366           |                 |              |
| GRANGEVILLE  | 2250023         | IDAHO      |              | NATL   |                        | 3666          | 0.8             |              |
| TOTAL POPULATION SERVED BY SOURCE WATER SYSTEM - - - - - |                 |            |              |        |                        | 3666          |                 |              |
| GREENLEAF  | 3140041         | CANYON     |              | NATL   |                        | 664           | 0.8             |              |
| TOTAL POPULATION SERVED BY SOURCE WATER SYSTEM - - - - - |                 |            |              |        |                        | 664           |                 |              |
| HEADQUARTERS   | 2180029         | CLEARWATER | NaSiF6       | ADJ    | /58                    | 200           |                 | 1.0          |
| TOTAL POPULATION SERVED BY SOURCE WATER SYSTEM - - - - - |                 |            |              |        |                        | 200           |                 |              |
| HEYBURN  | 5340006         | MINIDOKA   |              | NATL   |                        | 2886          | 0.9             |              |
| TOTAL POPULATION SERVED BY SOURCE WATER SYSTEM - - - - - |                 |            |              |        |                        | 2886          |                 |              |
| HOLLISTER  | 5420030         | TWIN FALLS |              | NATL   |                        | 167           | 0.7             |              |
| TOTAL POPULATION SERVED BY SOURCE WATER SYSTEM - - - - - |                 |            |              |        |                        | 167           |                 |              |
| HOMEDALE   | 3370012         | OWYHEE     |              | NATL   |                        | 2078          | 0.8             |              |
| TOTAL POPULATION SERVED BY SOURCE WATER SYSTEM - - - - - |                 |            |              |        |                        | 2078          |                 |              |
| KING HILL  | 4200026         | ELMORE     |              | NATL   |                        | 110           | 15.9            |              |
| TOTAL POPULATION SERVED BY SOURCE WATER SYSTEM - - - - - |                 |            |              |        |                        | 110           |                 |              |
| KUNA   | 4010085         | ADA        |              | NATL   |                        | 1767          | 1.2             |              |
| TOTAL POPULATION SERVED BY SOURCE WATER SYSTEM - - - - - |                 |            |              |        |                        | 1767          |                 |              |
| LEWISTON   | 2350014         | NEZ PERCE  | NaSiF6       | ADJ    | 06/47                  | 27986         |                 | 1.0          |
| TOTAL POPULATION SERVED BY SOURCE WATER SYSTEM - - - - - |                 |            |              |        |                        | 27986         |                 |              |

POPULATION SERVED FLUORIDATED DRINKING WATER BY SOURCE SYSTEM,  
CONSECUTIVE SYSTEM, AND COUNTY WITHIN STATE (AS OF 12/31/85)

# IDAHO

| WATER SYSTEM and<br>CONSECUTIVE SYSTEMS SERVED           | EPA<br>ID<br>NO | COUNTY     | CHEM<br>USED | STATUS | FLUOR<br>START<br>DATE | POP<br>SERVED | NATURAL SYSTEMS<br>NAT<br>LEVEL | OPT<br>LEVEL |
|--|-----------------|------------|--------------|--------|------------------------|---------------|---------------------------------|--------------|
| MARSTING   | 3370013         | OWYHEE     |              |        | NATL                   | 786           |                                 | 1.2          |
| TOTAL POPULATION SERVED BY SOURCE WATER SYSTEM - - - - - |                 |            |              |        |                        | 786           |                                 |              |
| MELBA  | 3140070         | CANYON     |              |        | NATL                   | 300           |                                 | 1.1          |
| TOTAL POPULATION SERVED BY SOURCE WATER SYSTEM - - - - - |                 |            |              |        |                        | 300           |                                 |              |
| MIDVALE  | 3440007         | WASHINGTON |              |        | NATL                   | 205           |                                 | 0.8          |
| TOTAL POPULATION SERVED BY SOURCE WATER SYSTEM - - - - - |                 |            |              |        |                        | 205           |                                 |              |
| MINIDOKA   | 5340010         | MINIDOKA   |              |        | NATL                   | 100           |                                 | 0.8          |
| TOTAL POPULATION SERVED BY SOURCE WATER SYSTEM - - - - - |                 |            |              |        |                        | 100           |                                 |              |
| MOSCOW   | 2290029         | LATAH      |              |        | NATL                   | 16513         |                                 | 1.2          |
| TOTAL POPULATION SERVED BY SOURCE WATER SYSTEM - - - - - |                 |            |              |        |                        | 16513         |                                 |              |
| MOUNTAIN HOME  | 4200032         | ELMORE     | NaSiF6       | ADJ    | 03/82                  | 7540          |                                 | 1.0          |
| TOTAL POPULATION SERVED BY SOURCE WATER SYSTEM - - - - - |                 |            |              |        |                        | 7540          |                                 |              |
| MOUNTAIN HOME AFB  | 4200054         | ELMORE     | NaSiF6       | ADJ    | 10/60                  | 6000          |                                 | 1.0          |
| TOTAL POPULATION SERVED BY SOURCE WATER SYSTEM - - - - - |                 |            |              |        |                        | 6000          |                                 |              |
| MURPHY   | 3370014         | OWYHEE     |              |        | NATL                   | 100           |                                 | 1.0          |
| TOTAL POPULATION SERVED BY SOURCE WATER SYSTEM - - - - - |                 |            |              |        |                        | 100           |                                 |              |
| NAMPA  | 3140080         | CANYON     |              |        | NATL                   | 25112         |                                 | 0.7          |
| TOTAL POPULATION SERVED BY SOURCE WATER SYSTEM - - - - - |                 |            |              |        |                        | 25112         |                                 |              |
| NEW MEADOWS  | 3020012         | ADAMS      |              |        | NATL                   | 575           |                                 | 0.9          |
| TOTAL POPULATION SERVED BY SOURCE WATER SYSTEM - - - - - |                 |            |              |        |                        | 575           |                                 |              |
| NEWDALE  | 7220047         | FREMONT    |              |        | NATL                   | 329           |                                 | 4.9          |
| TOTAL POPULATION SERVED BY SOURCE WATER SYSTEM - - - - - |                 |            |              |        |                        | 329           |                                 |              |
| PARKER   | 7220051         | FREMONT    |              |        | NATL                   | 262           |                                 | 1.2          |
| TOTAL POPULATION SERVED BY SOURCE WATER SYSTEM - - - - - |                 |            |              |        |                        | 262           |                                 |              |

POPULATION SERVED FLUORIDATED DRINKING WATER BY SOURCE SYSTEM,  
 CONSECUTIVE SYSTEM, AND COUNTY WITHIN STATE (AS OF 12/31/85)

**IDAHO**

| WATER SYSTEM and<br>CONSECUTIVE SYSTEMS SERVED           | EPA<br>ID<br>NO | COUNTY     | CHEM<br>USED | STATUS | FLUOR<br>START<br>DATE | POP<br>SERVED | NATURAL SYSTEMS |              |
|--|-----------------|------------|--------------|--------|------------------------|---------------|-----------------|--------------|
|  |                 |            |              |        |                        |               | NAT<br>LEVEL    | OPT<br>LEVEL |
| PARMA  | 3140089         | CANYON     |              | NATL   |                        | 1820          | 1.0             |              |
| TOTAL POPULATION SERVED BY SOURCE WATER SYSTEM - - - - - |                 |            |              |        |                        | 1820          |                 |              |
| REXBURG  | 7330022         | MADISON    |              | NATL   |                        | 11559         | 1.1             |              |
| TOTAL POPULATION SERVED BY SOURCE WATER SYSTEM - - - - - |                 |            |              |        |                        | 11559         |                 |              |
| ROBERTS  | 7260035         | JEFFERSON  |              | NATL   |                        | 466           | 0.8             |              |
| TOTAL POPULATION SERVED BY SOURCE WATER SYSTEM - - - - - |                 |            |              |        |                        | 466           |                 |              |
| RUPERT   | 5340017         | MINIDOKA   |              | NATL   |                        | 5476          | 0.7             |              |
| TOTAL POPULATION SERVED BY SOURCE WATER SYSTEM - - - - - |                 |            |              |        |                        | 5476          |                 |              |
| SANDPOINT  | 1090121         | BONNER     | NaSiF6       | ADJ    | 04/52                  | 4460          |                 | 1.0          |
| TOTAL POPULATION SERVED BY SOURCE WATER SYSTEM - - - - - |                 |            |              |        |                        | 4460          |                 |              |
| ST ANTHONY   | 7220067         | FREMONT    |              | NATL   |                        | 3212          | 1.4             |              |
| TOTAL POPULATION SERVED BY SOURCE WATER SYSTEM - - - - - |                 |            |              |        |                        | 3212          |                 |              |
| TETON  | 7220072         | FREMONT    |              | NATL   |                        | 559           | 2.8             |              |
| TOTAL POPULATION SERVED BY SOURCE WATER SYSTEM - - - - - |                 |            |              |        |                        | 559           |                 |              |
| TWIN FALLS   | 5420058         | TWIN FALLS |              | NATL   |                        | 26209         | 0.7             |              |
| TOTAL POPULATION SERVED BY SOURCE WATER SYSTEM - - - - - |                 |            |              |        |                        | 26209         |                 |              |
| WHITEBIRD  | 2250068         | IDAHO      |              | NATL   |                        | 154           | 1.2             |              |
| TOTAL POPULATION SERVED BY SOURCE WATER SYSTEM - - - - - |                 |            |              |        |                        | 154           |                 |              |
| WILDER   | 3140138         | CANYON     |              | NATL   |                        | 1260          | 1.5             |              |
| TOTAL POPULATION SERVED BY SOURCE WATER SYSTEM - - - - - |                 |            |              |        |                        | 1260          |                 |              |

POPULATION SERVED FLUORIDATED DRINKING WATER BY SOURCE SYSTEM,  
 CONSECUTIVE SYSTEM, AND COUNTY WITHIN STATE (AS OF 12/31/85)

**ILLINOIS**

| WATER SYSTEM and<br>CONSECUTIVE SYSTEMS SERVED           | EPA<br>ID<br>NO | COUNTY    | CHEM<br>USED | STATUS | FLUOR<br>START<br>DATE | POP<br>SERVED | NATURAL SYSTEMS<br>NAT OPT<br>LEVEL LEVEL |
|--|-----------------|-----------|--------------|--------|------------------------|---------------|---|
| ABINGDON WS  | 0950050         | KNOX      |              |        | NATL                   | 4210          | 2.4                                       |
| TOTAL POPULATION SERVED BY SOURCE WATER SYSTEM - - - - - |                 |           |              |        |                        | 4210          |   |
| ADDISON WS   | 0430050         | DU PAGE   | Acid         | ADJ    | /61                    | 28836         | 1.0                                       |
| TOTAL POPULATION SERVED BY SOURCE WATER SYSTEM - - - - - |                 |           |              |        |                        | 28836         |   |
| ADGPTV WATER COMM  | 1175200         | MACOUPIN  | Acid         | ADJ    | 07/68                  | 25235         | 1.0                                       |
| ALBURN   | 1670050         | SANGAMON  |              | CONS   |                        | 3200          |   |
| DIVERNON   | 1670450         | SANGAMON  |              | CONS   |                        | 1100          |   |
| GIRARD   | 1170450         | SANGAMON  |              | CONS   |                        | 2250          |   |
| NILWOOD  | 1170750         | MACOUPIN  |              | CONS   |                        | 1290          |   |
| PAWNEE   | 1670850         | SANGAMON  |              | CONS   |                        | 2510          |   |
| THAYER   | 1671250         | SANGAMON  |              | CONS   |                        | 850           |   |
| VIRDEN   | 1171100         | MACOUPIN  |              | CONS   |                        | 3780          |   |
| TOTAL POPULATION SERVED BY SOURCE WATER SYSTEM - - - - - |                 |           |              |        |                        | 40215         |   |
| ALBANY WS  | 1950050         | WHITESIDE | Acid         | ADJ    | 05/68                  | 1014          | 1.0                                       |
| TOTAL POPULATION SERVED BY SOURCE WATER SYSTEM - - - - - |                 |           |              |        |                        | 1014          |   |
| ALBERS WS  | 0270050         | CLINTON   | Acid         | ADJ    | /70                    | 680           | 1.0                                       |
| TOTAL POPULATION SERVED BY SOURCE WATER SYSTEM - - - - - |                 |           |              |        |                        | 680           |   |
| ALBION WS  | 0470050         | EDWARDS   | Acid         | ADJ    | 11/68                  | 4200          | 1.0                                       |
| TOTAL POPULATION SERVED BY SOURCE WATER SYSTEM - - - - - |                 |           |              |        |                        | 4200          |   |
| ALEDO WS   | 1310050         | MERCER    |              |        | NATL                   | 3881          | 2.3                                       |
| TOTAL POPULATION SERVED BY SOURCE WATER SYSTEM - - - - - |                 |           |              |        |                        | 3881          |   |
| ALEXIS WS  | 1874000         | WARREN    |              |        | NATL                   | 1076          | 1.6                                       |
| TOTAL POPULATION SERVED BY SOURCE WATER SYSTEM - - - - - |                 |           |              |        |                        | 1076          |   |
| ALCONQUIN WS   | 1110050         | MCHENRY   | Acid         | ADJ    | 01/71                  | 6000          | 1.0                                       |
| TOTAL POPULATION SERVED BY SOURCE WATER SYSTEM - - - - - |                 |           |              |        |                        | 6000          |   |
| ALHAMBRA WS  | 1190050         | MADISON   |              |        | NATL                   | 985           | 1.0                                       |
| TOTAL POPULATION SERVED BY SOURCE WATER SYSTEM - - - - - |                 |           |              |        |                        | 985           |   |



POPULATION SERVED FLUORIDATED DRINKING WATER BY SOURCE SYSTEM,  
CONSECUTIVE SYSTEM, AND COUNTY WITHIN STATE (AS OF 12/31/85)

ILLINOIS

| WATER SYSTEM and<br>CONSECUTIVE SYSTEMS SERVED           | EPA<br>ID<br>NO | COUNTY      | CHEM<br>USED | STATUS | FLUOR<br>START<br>DATE | POP<br>SERVED | NATURAL SYSTEMS<br>NAT<br>LEVEL | OPT<br>LEVEL |
|--|-----------------|-------------|--------------|--------|------------------------|---------------|---------------------------------|--------------|
| ALLENDALE WS   | 1850050         | WABASH      | NaF          | ADJ    | 11/70                  | 945           |                                 | 1.0          |
| TOTAL POPULATION SERVED BY SOURCE WATER SYSTEM - - - - - |                 |             |              |        |                        | 945           |                                 |              |
| ALLERTON WS  | 1834020         | VERMILION   | Acid         | ADJ    | 05/68                  | 320           |                                 | 1.0          |
| TOTAL POPULATION SERVED BY SOURCE WATER SYSTEM - - - - - |                 |             |              |        |                        | 320           |                                 |              |
| ALPHA WS   | 0730050         | HENRY       |              | NATL   |                        | 815           |                                 | 2.0          |
| TOTAL POPULATION SERVED BY SOURCE WATER SYSTEM - - - - - |                 |             |              |        |                        | 815           |                                 |              |
| ALTAMONT WS  | 0490050         | EFFINGHAM   | Acid         | ADJ    | 01/71                  | 2550          |                                 | 1.0          |
| TOTAL POPULATION SERVED BY SOURCE WATER SYSTEM - - - - - |                 |             |              |        |                        | 2550          |                                 |              |
| ALTO PASS WS   | 1815150         | UNION       | NaF          | ADJ    | 03/67                  | 369           |                                 | 1.0          |
| TOTAL POPULATION SERVED BY SOURCE WATER SYSTEM - - - - - |                 |             |              |        |                        | 369           |                                 |              |
| ALTON WC   | 1195150         | MADISON     | Acid         | ADJ    | 10/68                  | 59486         |                                 | 1.0          |
| BRIGHTON   | 1174160         | MACOUPIN    |              | CONS   |                        | 5375          |                                 |              |
| BUNKER HILL  | 1170100         | MACOUPIN    |              | CONS   |                        | 2000          |                                 |              |
| FOREST HOMES-MAPLE PARK                                  | 1195100         | MADISON     |              | CONS   |                        | 1800          |                                 |              |
| FOSTERBURG PWD   | 1195220         | MADISON     |              | CONS   |                        | 3375          |                                 |              |
| SIU  | 1195540         | MADISON     |              | CONS   |                        | 400           |                                 |              |
| TOTAL POPULATION SERVED BY SOURCE WATER SYSTEM - - - - - |                 |             |              |        |                        | 72436         |                                 |              |
| ALTONA WS  | 0950100         | KNOX        |              | NATL   |                        | 650           |                                 | 2.5          |
| TOTAL POPULATION SERVED BY SOURCE WATER SYSTEM - - - - - |                 |             |              |        |                        | 650           |                                 |              |
| ALVIN WS   | 1830050         | VERMILION   | Acid         | ADJ    | 02/68                  | 378           |                                 | 1.0          |
| TOTAL POPULATION SERVED BY SOURCE WATER SYSTEM - - - - - |                 |             |              |        |                        | 378           |                                 |              |
| AMBOY WS   | 1030050         | LEE         | Acid         | ADJ    | 06/60                  | 2377          |                                 | 1.0          |
| TOTAL POPULATION SERVED BY SOURCE WATER SYSTEM - - - - - |                 |             |              |        |                        | 2377          |                                 |              |
| ANCHOR WS  | 1130050         | MCLEAN      |              | NATL   |                        | 192           |                                 | 0.8          |
| TOTAL POPULATION SERVED BY SOURCE WATER SYSTEM - - - - - |                 |             |              |        |                        | 192           |                                 |              |
| ANDALUSIA WS   | 1610050         | ROCK ISLAND | NaF          | ADJ    | /70                    | 1238          |                                 | 1.0          |
| TOTAL POPULATION SERVED BY SOURCE WATER SYSTEM - - - - - |                 |             |              |        |                        | 1238          |                                 |              |

POPULATION SERVED FLUORIDATED DRINKING WATER BY SOURCE SYSTEM,  
 CONSECUTIVE SYSTEM, AND COUNTY WITHIN STATE (AS OF 12/31/85)

# ILLINOIS

| WATER SYSTEM and<br>CONSECUTIVE SYSTEMS SERVED           | EPA<br>ID<br>NO | COUNTY     | CHEM<br>USED | STATUS | FLUOR<br>START<br>DATE | POP<br>SERVED | NATURAL SYSTEMS<br>NAT OPT<br>LEVEL LEVEL |
|--|-----------------|------------|--------------|--------|------------------------|---------------|---|
| ANDOVER WS   | 0730100         | HENRY      | NaF          | ADJ    | 12/70                  | 612           | 1.0                                       |
| TOTAL POPULATION SERVED BY SOURCE WATER SYSTEM - - - - - |                 |            |              |        |                        | 612           |   |
| ANNA-JONESBORO WC  | 1815050         | UNION      | Acid         | ADJ    | 07/68                  | 105           | 1.0                                       |
| ANNA   | 1810050         | UNION      |              | CONS   |                        | 8400          |   |
| SHAWNEE VALLEY PWD                                       | 1815550         | UNION      |              | CONS   |                        | 925           |   |
| JONESBORO WC   | 1810250         | UNION      |              | CONS   |                        | 1920          |   |
| TOTAL POPULATION SERVED BY SOURCE WATER SYSTEM - - - - - |                 |            |              |        |                        | 11350         |   |
| ANNAWAN WS   | 0730150         | HENRY      | NaF          | ADJ    | 12/70                  | 908           | 1.0                                       |
| TOTAL POPULATION SERVED BY SOURCE WATER SYSTEM - - - - - |                 |            |              |        |                        | 908           |   |
| ANTIUCH WS   | 0970050         | LAKE       |              | NATL   |                        | 4419          | 0.9                                       |
| TOTAL POPULATION SERVED BY SOURCE WATER SYSTEM - - - - - |                 |            |              |        |                        | 4419          |   |
| APPLE CANYON UTIL CO                                     | 0855150         | JO DAVIESS | Acid         | ADJ    | /70                    | 600           | 1.0                                       |
| TOTAL POPULATION SERVED BY SOURCE WATER SYSTEM - - - - - |                 |            |              |        |                        | 600           |   |
| APPLE RIVER WS   | 0850050         | JO DAVIESS | Acid         | ADJ    | 12/68                  | 472           | 1.0                                       |
| TOTAL POPULATION SERVED BY SOURCE WATER SYSTEM - - - - - |                 |            |              |        |                        | 472           |   |
| ARCOLA WS  | 0410050         | DOUGLAS    | NaF          | ADJ    | /70                    | 2714          | 1.0                                       |
| TOTAL POPULATION SERVED BY SOURCE WATER SYSTEM - - - - - |                 |            |              |        |                        | 2714          |   |
| ARENZVILLE WS  | 0170050         | CASS       | Acid         | ADJ    | /70                    | 495           | 1.0                                       |
| CONCORD  | 1370100         | MORGAN     |              | CONS   |                        | 240           |   |
| TOTAL POPULATION SERVED BY SOURCE WATER SYSTEM - - - - - |                 |            |              |        |                        | 735           |   |
| ARGENTIA WS  | 1150050         | MACON      | Acid         | ADJ    | 06/68                  | 994           | 1.0                                       |
| TOTAL POPULATION SERVED BY SOURCE WATER SYSTEM - - - - - |                 |            |              |        |                        | 994           |   |
| ARLINGTON HEIGHTS WS                                     | 0314030         | COOK       |              | NATL   |                        | 66116         | 0.9                                       |
| TOTAL POPULATION SERVED BY SOURCE WATER SYSTEM - - - - - |                 |            |              |        |                        | 66116         |   |
| ARLINGTON WS   | 0110050         | BUREAU     | Acid         | ADJ    | 12/69                  | 236           | 1.0                                       |
| TOTAL POPULATION SERVED BY SOURCE WATER SYSTEM - - - - - |                 |            |              |        |                        | 236           |   |

POPULATION SERVED FLUORIDATED DRINKING WATER BY SOURCE SYSTEM,  
CONSECUTIVE SYSTEM, AND COUNTY WITHIN STATE (AS OF 12/31/85)

**ILLINOIS**

| WATER SYSTEM and<br>CONSECUTIVE SYSTEMS SERVED           | EPA<br>ID<br>NO | COUNTY     | CHEM<br>USED | STATUS | FLUOR<br>START<br>DATE | POP<br>SERVED | NATURAL SYSTEMS<br>NAT. OPT<br>LEVEL LEVEL |
|--|-----------------|------------|--------------|--------|------------------------|---------------|--|
| ARMINGTON WS   | 1790050         | TAZEWELL   | NaF          | ADJ    | 01/69                  | 297           | 1.0  |
| TOTAL POPULATION SERVED BY SOURCE WATER SYSTEM - - - - - |                 |            |              |        |                        | 297           |  |
| AROMA PARK WS  | 0910050         | KANKAKEE   | Acid         | ADJ    | 06/68                  | 673           | 1.0  |
| TOTAL POPULATION SERVED BY SOURCE WATER SYSTEM - - - - - |                 |            |              |        |                        | 673           |  |
| ARROWSMITH WS  | 1130100         | MCLEAN     |              | NATL   |                        | 292           | 1.0  |
| TOTAL POPULATION SERVED BY SOURCE WATER SYSTEM - - - - - |                 |            |              |        |                        | 292           |  |
| ARTHUR WS  | 1394040         | MOULTRIE   | Acid         | ADJ    | 04/68                  | 2122          | 1.0  |
| TOTAL POPULATION SERVED BY SOURCE WATER SYSTEM - - - - - |                 |            |              |        |                        | 2122          |  |
| ASHKUM WS  | 0750050         | IROQUOIS   | Acid         | ADJ    | /70                    | 735           | 1.0  |
| TOTAL POPULATION SERVED BY SOURCE WATER SYSTEM - - - - - |                 |            |              |        |                        | 735           |  |
| ASHLAND WS   | 0170100         | CASS       | Acid         | ADJ    | 07/67                  | 1351          | 1.0  |
| TOTAL POPULATION SERVED BY SOURCE WATER SYSTEM - - - - - |                 |            |              |        |                        | 1351          |  |
| ASHLEY WS  | 0890100         | WASHINGTON | NaF          | ADJ    | 12/70                  | 658           | 1.0  |
| TOTAL POPULATION SERVED BY SOURCE WATER SYSTEM - - - - - |                 |            |              |        |                        | 658           |  |
| ASHMORE WS   | 0290050         | COLES      | NaF          | ADJ    | 03/69                  | 883           | 1.0  |
| TOTAL POPULATION SERVED BY SOURCE WATER SYSTEM - - - - - |                 |            |              |        |                        | 883           |  |
| ASHTON WS  | 1030100         | LEE        | Acid         | ADJ    | 11/69                  | 1140          | 1.0  |
| TOTAL POPULATION SERVED BY SOURCE WATER SYSTEM - - - - - |                 |            |              |        |                        | 1140          |  |
| ASKVIG IMP ASSOCIATION                                   | 1415150         | OGLE       | Acid         | ADJ    | /72                    | 300           | 1.0  |
| TOTAL POPULATION SERVED BY SOURCE WATER SYSTEM - - - - - |                 |            |              |        |                        | 300           |  |
| ASSUMPTION WS  | 0210050         | CHRISTIAN  | NaF          | ADJ    | 08/53                  | 1283          | 1.0  |
| TOTAL POPULATION SERVED BY SOURCE WATER SYSTEM - - - - - |                 |            |              |        |                        | 1283          |  |
| ASTORIA WS   | 0570050         | FULTON     | Acid         | ADJ    | /70                    | 1370          | 1.0  |
| TOTAL POPULATION SERVED BY SOURCE WATER SYSTEM - - - - - |                 |            |              |        |                        | 1370          |  |

POPULATION SERVED FLUORIDATED DRINKING WATER BY SOURCE SYSTEM,  
CONSECUTIVE SYSTEM, AND COUNTY WITHIN STATE (AS OF 12/31/85)

**ILLINOIS**

| WATER SYSTEM and<br>CONSECUTIVE SYSTEMS SERVED           | EPA<br>ID<br>NO | COUNTY    | CHEM<br>USED | STATUS | FLUOR<br>START<br>DATE | POP<br>SERVED | NATURAL SYSTEMS<br>NAT<br>LEVEL | OPT<br>LEVEL |
|--|-----------------|-----------|--------------|--------|------------------------|---------------|---------------------------------|--------------|
| ATHENS WS  | 1290050         | MENARD    | Acid         | ADJ    | 11/69                  | 1970          |                                 | 1.0          |
| TOTAL POPULATION SERVED BY SOURCE WATER SYSTEM - - - - - |                 |           |              |        |                        | 1970          |                                 |              |
| ATKINSON WS  | 0730200         | HENRY     |              | NATL   |                        | 1138          |                                 | 0.8          |
| TOTAL POPULATION SERVED BY SOURCE WATER SYSTEM - - - - - |                 |           |              |        |                        | 1138          |                                 |              |
| ATLANTA WS   | 1070050         | LOGAN     | NaF          | ADJ    | /70                    | 1807          |                                 | 1.0          |
| TOTAL POPULATION SERVED BY SOURCE WATER SYSTEM - - - - - |                 |           |              |        |                        | 1807          |                                 |              |
| ATWOOD WS  | 0414060         | PIATT     | NaF          | ADJ    | 07/75                  | 1464          |                                 | 1.0          |
| TOTAL POPULATION SERVED BY SOURCE WATER SYSTEM - - - - - |                 |           |              |        |                        | 1464          |                                 |              |
| AURORA WS  | 0894070         | KANE      |              | NATL   |                        | 81293         |                                 | 1.1          |
| TOTAL POPULATION SERVED BY SOURCE WATER SYSTEM - - - - - |                 |           |              |        |                        | 81293         |                                 |              |
| AVISTON WS   | 0270100         | CLINTON   | NaSiF6       | ADJ    | 07/67                  | 846           |                                 | 1.0          |
| TOTAL POPULATION SERVED BY SOURCE WATER SYSTEM - - - - - |                 |           |              |        |                        | 846           |                                 |              |
| AVON WS  | 0570100         | FULTON    | NaF          | ADJ    | 10/69                  | 1019          |                                 | 1.0          |
| TOTAL POPULATION SERVED BY SOURCE WATER SYSTEM - - - - - |                 |           |              |        |                        | 1019          |                                 |              |
| BAILEY SUBD  | 0115100         | BUREAU    | Acid         | ADJ    | /69                    | 42            |                                 | 1.0          |
| TOTAL POPULATION SERVED BY SOURCE WATER SYSTEM - - - - - |                 |           |              |        |                        | 42            |                                 |              |
| BALCITIS SUBD  | 2015100         | WINNEBAGO | Acid         | ADJ    | /52                    | 140           |                                 | 1.0          |
| TOTAL POPULATION SERVED BY SOURCE WATER SYSTEM - - - - - |                 |           |              |        |                        | 140           |                                 |              |
| BALDWIN WS   | 1570050         | RANDOLPH  | Acid         | ADJ    | /70                    | 750           |                                 | 1.0          |
| TOTAL POPULATION SERVED BY SOURCE WATER SYSTEM - - - - - |                 |           |              |        |                        | 750           |                                 |              |
| BALMORAL HEIGHTS SUBD                                    | 1975180         | WILL      | Acid         | ADJ    | /56                    | 448           |                                 | 1.0          |
| TOTAL POPULATION SERVED BY SOURCE WATER SYSTEM - - - - - |                 |           |              |        |                        | 448           |                                 |              |
| BARDOLPH WS  | 1090050         | MCDONOUGH |              | NATL   |                        | 294           |                                 | 3.7          |
| TOTAL POPULATION SERVED BY SOURCE WATER SYSTEM - - - - - |                 |           |              |        |                        | 294           |                                 |              |

POPULATION SERVED FLUORIDATED DRINKING WATER BY SOURCE SYSTEM,  
CONSECUTIVE SYSTEM, AND COUNTY WITHIN STATE (AS OF 12/31/85)

# ILLINOIS

| WATER SYSTEM and<br>CONSECUTIVE SYSTEMS SERVED           | EPA<br>ID<br>NO | COUNTY   | CHEM<br>USED | STATUS | FLUOR<br>START<br>DATE | POP<br>SERVED | NATURAL SYSTEMS<br>NAT<br>LEVEL | OPT<br>LEVEL |
|--|-----------------|----------|--------------|--------|------------------------|---------------|---------------------------------|--------------|
| BARRINGTON WOODS WS                                      | 0315050         | COOK     | NaF          | ADJ    | 10/67                  | 280           |                                 | 1.0          |
| TOTAL POPULATION SERVED BY SOURCE WATER SYSTEM - - - - - |                 |          |              |        |                        | 280           |                                 |              |
| BARRINGTON WS  | 0974080         | LAKE     | Acid         | ADJ    | 11/67                  | 9029          |                                 | 1.0          |
| TOTAL POPULATION SERVED BY SOURCE WATER SYSTEM - - - - - |                 |          |              |        |                        | 9029          |                                 |              |
| BARRON SUBD  | 2035400         | WOODFORD | Acid         | ADJ    | /68                    | 45            |                                 | 1.0          |
| TOTAL POPULATION SERVED BY SOURCE WATER SYSTEM - - - - - |                 |          |              |        |                        | 45            |                                 |              |
| BARRY WS   | 0490050         | PIKE     | Acid         | ADJ    | 07/70                  | 1487          |                                 | 1.0          |
| TOTAL POPULATION SERVED BY SOURCE WATER SYSTEM - - - - - |                 |          |              |        |                        | 1487          |                                 |              |
| BARTELSON WS   | 0270150         | CLINTON  | Acid         | ADJ    | /71                    | 439           |                                 | 1.0          |
| TOTAL POPULATION SERVED BY SOURCE WATER SYSTEM - - - - - |                 |          |              |        |                        | 439           |                                 |              |
| BARTLETT WS  | 0314120         | COOK     | Acid         | ADJ    | 12/67                  | 13254         |                                 | 1.0          |
| HERRICK HOUSE (SOI)                                      | 0317750         | COOK     |              | CONS   |                        | 60            |                                 |              |
| TOTAL POPULATION SERVED BY SOURCE WATER SYSTEM - - - - - |                 |          |              |        |                        | 13314         |                                 |              |
| BATAVIA WS   | 0894130         | KANE     |              | NATL   |                        | 12574         | 1.2                             |              |
| TOTAL POPULATION SERVED BY SOURCE WATER SYSTEM - - - - - |                 |          |              |        |                        | 12574         |                                 |              |
| BATCHTOWN WS   | 0130050         | CALHOUN  | NaSiF6       | ADJ    | 07/72                  | 350           |                                 | 1.0          |
| TOTAL POPULATION SERVED BY SOURCE WATER SYSTEM - - - - - |                 |          |              |        |                        | 350           |                                 |              |
| BAYLES LAKE OWN ASSN                                     | 0755110         | IROQUOIS | Acid         | ADJ    | /68                    | 400           |                                 | 1.0          |
| TOTAL POPULATION SERVED BY SOURCE WATER SYSTEM - - - - - |                 |          |              |        |                        | 400           |                                 |              |
| BAYLIS WS  | 1490100         | PIKE     |              | NATL   |                        | 299           | 1.4                             |              |
| TOTAL POPULATION SERVED BY SOURCE WATER SYSTEM - - - - - |                 |          |              |        |                        | 299           |                                 |              |
| BEARDSTOWN WS  | 0170150         | CASS     | Acid         | ADJ    | /68                    | 6338          |                                 | 1.0          |
| TOTAL POPULATION SERVED BY SOURCE WATER SYSTEM - - - - - |                 |          |              |        |                        | 6338          |                                 |              |
| BEASON CHESTNUT PWD                                      | 1075150         | LOGAN    | Acid         | ADJ    | /73                    | 500           |                                 | 1.0          |
| TOTAL POPULATION SERVED BY SOURCE WATER SYSTEM - - - - - |                 |          |              |        |                        | 500           |                                 |              |

POPULATION SERVED FLUORIDATED DRINKING WATER BY SOURCE SYSTEM,  
CONSECUTIVE SYSTEM, AND COUNTY WITHIN STATE (AS OF 12/31/85)

# ILLINOIS

| WATER SYSTEM and<br>CONSECUTIVE SYSTEMS SERVED           | EPA<br>ID<br>NO | COUNTY    | CHEM<br>USED | STATUS | FLUOR<br>START<br>DATE | POP<br>SERVED | NATURAL SYSTEMS<br>NAT. OPT<br>LEVEL LEVEL |
|--|-----------------|-----------|--------------|--------|------------------------|---------------|--|
| BEAVERVILLE WS   | 0750100         | IROQUOIS  | NaF          | ADJ    | /70                    | 442           | 1.0  |
| TOTAL POPULATION SERVED BY SOURCE WATER SYSTEM - - - - - |                 |           |              |        |                        | 442           |  |
| BEECHER (VILLAGE)  | 1970050         | WILL      |              | NATL   |                        | 2025          | 0.9  |
| TOTAL POPULATION SERVED BY SOURCE WATER SYSTEM - - - - - |                 |           |              |        |                        | 2025          |  |
| BEECHER CITY WS  | 0490100         | EFFINGHAM | NaF          | ADJ    | 01/71                  | 635           | 1.0  |
| TOTAL POPULATION SERVED BY SOURCE WATER SYSTEM - - - - - |                 |           |              |        |                        | 635           |  |
| BEL AIR SUBDIVISION                                      | 1975130         | WILL      |              | NATL   |                        | 100           | 1.3  |
| TOTAL POPULATION SERVED BY SOURCE WATER SYSTEM - - - - - |                 |           |              |        |                        | 100           |  |
| BELKNAP WS   | 0870050         | JOHNSON   | NaF          | ADJ    | 07/79                  | 172           | 1.0  |
| TOTAL POPULATION SERVED BY SOURCE WATER SYSTEM - - - - - |                 |           |              |        |                        | 172           |  |
| BELLFLOWER WS  | 1130150         | MCLEAN    | NaF          | ADJ    | 06/71                  | 421           | 1.0  |
| TOTAL POPULATION SERVED BY SOURCE WATER SYSTEM - - - - - |                 |           |              |        |                        | 421           |  |
| BELLMONT WS  | 1850100         | WABASH    |              | NATL   |                        | 307           | 1.3  |
| TOTAL POPULATION SERVED BY SOURCE WATER SYSTEM - - - - - |                 |           |              |        |                        | 307           |  |
| BELLWOOD WS  | 0310150         | COOK      |              | NATL   |                        | 19811         | 1.4  |
| TOTAL POPULATION SERVED BY SOURCE WATER SYSTEM - - - - - |                 |           |              |        |                        | 19811         |  |
| BELMONT ACRES SUBD                                       | 0755150         | IROQUOIS  | Acid         | ADJ    | /61                    | 120           | 1.0  |
| TOTAL POPULATION SERVED BY SOURCE WATER SYSTEM - - - - - |                 |           |              |        |                        | 120           |  |
| BELMONT-HIGHWOOD PWD                                     | 0435180         | DU PAGE   | Acid         | ADJ    | /24                    | 581           | 1.0  |
| TOTAL POPULATION SERVED BY SOURCE WATER SYSTEM - - - - - |                 |           |              |        |                        | 581           |  |
| BELLOTT, WI  | 1540112         | ROCK      | Acid         | ADJ    | 04/49                  | 0             | 1.0  |
| SOUTH BELOTT WS  | 2010450         | WINNEBAGO |              | CONS   |                        | 4088          |  |
| TOTAL POPULATION SERVED BY SOURCE WATER SYSTEM - - - - - |                 |           |              |        |                        | 4088          |  |
| BELVIDERE WS   | 0070050         | BOONE     | Acid         | ADJ    | 03/71                  | 15176         | 1.0  |
| TOTAL POPULATION SERVED BY SOURCE WATER SYSTEM - - - - - |                 |           |              |        |                        | 15176         |  |

POPULATION SERVED FLUORIDATED DRINKING WATER BY SOURCE SYSTEM,  
CONSECUTIVE SYSTEM, AND COUNTY WITHIN STATE (AS OF 12/31/85)

## ILLINOIS

| WATER SYSTEM and<br>CONSECUTIVE SYSTEMS SERVED           | EPA<br>ID<br>NO | COUNTY    | CHEM<br>USED | STATUS | FLUOR<br>START<br>DATE | POP<br>SERVED | NATURAL SYSTEMS |              |
|--|-----------------|-----------|--------------|--------|------------------------|---------------|-----------------|--------------|
|  |                 |           |              |        |                        |               | NAT<br>LEVEL    | OPT<br>LEVEL |
| BEMENT WS  | 1470050         | PIATT     | Acid         | ADJ    | /70                    | 1770          |                 | 1.0          |
| TOTAL POPULATION SERVED BY SOURCE WATER SYSTEM - - - - - |                 |           |              |        |                        | 1770          |                 |              |
| BENSENVILLE WS   | 0434140         | DU PAGE   |              | NATL   |                        | 16124         |                 | 1.1          |
| TOTAL POPULATION SERVED BY SOURCE WATER SYSTEM - - - - - |                 |           |              |        |                        | 16124         |                 |              |
| BENSON WS  | 2030050         | WOODFORD  | NaF          | ADJ    | /70                    | 460           |                 | 1.0          |
| TOTAL POPULATION SERVED BY SOURCE WATER SYSTEM - - - - - |                 |           |              |        |                        | 460           |                 |              |
| BETHALTO WS  | 1190150         | MADISON   | Acid         | ADJ    | 10/68                  | 20300         |                 | 1.0          |
| MEADOWBROOK PWD  | 1195200         | MADISON   |              | CONS   |                        | 1440          |                 |              |
| MORO PWD   | 1195250         | MADISON   |              | CONS   |                        | 545           |                 |              |
| TOTAL POPULATION SERVED BY SOURCE WATER SYSTEM - - - - - |                 |           |              |        |                        | 22285         |                 |              |
| BETHANY WS   | 1390100         | MOULTRIE  | Acid         | ADJ    | 09/68                  | 1550          |                 | 1.0          |
| TOTAL POPULATION SERVED BY SOURCE WATER SYSTEM - - - - - |                 |           |              |        |                        | 1550          |                 |              |
| BEVERLY MANOR SUB-GRANT                                  | 1795100         | TAZEWELL  | Acid         | ADJ    | /43                    | 175           |                 | 1.0          |
| TOTAL POPULATION SERVED BY SOURCE WATER SYSTEM - - - - - |                 |           |              |        |                        | 175           |                 |              |
| BEVERLY MANOR SUB-MCGINLEY                               | 1795110         | TAZEWELL  | Acid         | ADJ    | 04/69                  | 30            |                 | 1.0          |
| TOTAL POPULATION SERVED BY SOURCE WATER SYSTEM - - - - - |                 |           |              |        |                        | 30            |                 |              |
| BEVERLY MANOR SUB-VOHLAND                                | 1795120         | TAZEWELL  | Acid         | ADJ    | 04/69                  | 620           |                 | 1.0          |
| TOTAL POPULATION SERVED BY SOURCE WATER SYSTEM - - - - - |                 |           |              |        |                        | 620           |                 |              |
| BIGGSVILLE WS  | 0710050         | HENDERSON |              | NATL   |                        | 411           |                 | 3.8          |
| TOTAL POPULATION SERVED BY SOURCE WATER SYSTEM - - - - - |                 |           |              |        |                        | 411           |                 |              |
| BIRDS-PINKSTAFF WS                                       | 1015300         | LAWRENCE  | NaF          | ADJ    | /70                    | 465           |                 | 1.0          |
| TOTAL POPULATION SERVED BY SOURCE WATER SYSTEM - - - - - |                 |           |              |        |                        | 465           |                 |              |
| BISHOP HILL WS   | 0730250         | HENRY     |              | NATL   |                        | 166           |                 | 2.0          |
| TOTAL POPULATION SERVED BY SOURCE WATER SYSTEM - - - - - |                 |           |              |        |                        | 166           |                 |              |
| BISMARCK PWD   | 1835250         | VERMILION | Acid         | ADJ    | /70                    | 1100          |                 | 1.0          |
| TOTAL POPULATION SERVED BY SOURCE WATER SYSTEM - - - - - |                 |           |              |        |                        | 1100          |                 |              |

POPULATION SERVED FLUORIDATED DRINKING WATER BY SOURCE SYSTEM,  
CONSECUTIVE SYSTEM, AND COUNTY WITHIN STATE (AS OF 12/31/85)

ILLINOIS

| WATER SYSTEM and<br>CONSECUTIVE SYSTEMS SERVED           | EPA<br>ID<br>NO | COUNTY    | CHEM<br>USED | STATUS | FLUOR<br>START<br>DATE | POP<br>SERVED | NATURAL SYSTEMS |              |
|--|-----------------|-----------|--------------|--------|------------------------|---------------|-----------------|--------------|
|  |                 |           |              |        |                        |               | NAT<br>LEVEL    | OPT<br>LEVEL |
| BLAKE WATER CORP   | 0955150         | KNOX      |              |        | NATL                   | 160           | 3.2             |              |
| TOTAL POPULATION SERVED BY SOURCE WATER SYSTEM - - - - - |                 |           |              |        |                        | 160           |                 |              |
| BLANDINSVILLE WS   | 1090100         | MCDONOUGH | Acid         | ADJ    | 11/70                  | 990           | 1.0             |              |
| TOTAL POPULATION SERVED BY SOURCE WATER SYSTEM - - - - - |                 |           |              |        |                        | 990           |                 |              |
| BLOOMINGDALE WS  | 0430100         | DU PAGE   | Acid         | ADJ    | /65                    | 13000         | 1.0             |              |
| TOTAL POPULATION SERVED BY SOURCE WATER SYSTEM - - - - - |                 |           |              |        |                        | 13000         |                 |              |
| BLOOMINGTON WS   | 1130200         | MCLEAN    | Acid         | ADJ    | 12/70                  | 52700         | 1.0             |              |
| BLOOMINGTON TWP WD                                       | 1135120         | MCLEAN    |              | CONS   |                        | 1210          |                 |              |
| HICKORY HIGHLANDS WC                                     | 1135200         | MCLEAN    |              | CONS   |                        | 350           |                 |              |
| HUDSON   | 1130700         | MCLEAN    |              | CONS   |                        | 940           |                 |              |
| TOWANDA  | 1131050         | MCLEAN    |              | CONS   |                        | 700           |                 |              |
| TOTAL POPULATION SERVED BY SOURCE WATER SYSTEM - - - - - |                 |           |              |        |                        | 55900         |                 |              |
| BLUE MOUND WS  | 1150100         | MACON     | Acid         | ADJ    | 03/71                  | 1338          | 1.0             |              |
| TOTAL POPULATION SERVED BY SOURCE WATER SYSTEM - - - - - |                 |           |              |        |                        | 1338          |                 |              |
| BLUFFS WS  | 1710100         | SCOTT     | Acid         | ADJ    | 06/68                  | 821           | 1.0             |              |
| TOTAL POPULATION SERVED BY SOURCE WATER SYSTEM - - - - - |                 |           |              |        |                        | 821           |                 |              |
| BOLINGBROOK OAK TREE                                     | 1974152         | WILL      | Acid         | ADJ    | /77                    | 185           | 1.0             |              |
| TOTAL POPULATION SERVED BY SOURCE WATER SYSTEM - - - - - |                 |           |              |        |                        | 185           |                 |              |
| BOLINGBROOK WS   | 1974150         | WILL      | Acid         | ADJ    | /70                    | 12500         | 1.0             |              |
| TOTAL POPULATION SERVED BY SOURCE WATER SYSTEM - - - - - |                 |           |              |        |                        | 12500         |                 |              |
| BONE GAP WS  | 0470100         | EDWARDS   | NaF          | ADJ    | 12/70                  | 450           | 1.0             |              |
| TOTAL POPULATION SERVED BY SOURCE WATER SYSTEM - - - - - |                 |           |              |        |                        | 450           |                 |              |
| BONNIE-BRAE FORS MAN SD                                  | 1975140         | WILL      | Acid         | ADJ    | /64                    | 2200          | 1.0             |              |
| TOTAL POPULATION SERVED BY SOURCE WATER SYSTEM - - - - - |                 |           |              |        |                        | 2200          |                 |              |
| BORDEN CHEMICAL (ILLIOPOLIS)                             | 1675110         | SANGAMON  | NaF          | ADJ    | /68                    | 1200          | 1.0             |              |
| TOTAL POPULATION SERVED BY SOURCE WATER SYSTEM - - - - - |                 |           |              |        |                        | 1200          |                 |              |



POPULATION SERVED FLUORIDATED DRINKING WATER BY SOURCE SYSTEM,  
CONSECUTIVE SYSTEM, AND COUNTY WITHIN STATE (AS OF 12/31/85)

## ILLINOIS

| WATER SYSTEM and<br>CONSECUTIVE SYSTEMS SERVED | EPA<br>ID<br>NO | COUNTY    | CHEM<br>USED | STATUS | FLUOR<br>START<br>DATE | POP<br>SERVED  | NATURAL SYSTEMS<br>NAT<br>LEVEL | OPT<br>LEVEL |
|--|-----------------|-----------|--------------|--------|------------------------|--|---------------------------------|--------------|
| BOWEN WS                                       | 0670200         | HANCOCK   | NaSiF6       | ADJ    | /69                    | 525  |                                 | 1.0          |
|  |                 |           |              |        |                        | TOTAL POPULATION SERVED BY SOURCE WATER SYSTEM - - - - - | 525                             |              |
| BRACEVILLE WS                                  | 0630050         | GRUNDY    |              | NATL   |                        | 721  |                                 | 1.4          |
|  |                 |           |              |        |                        | TOTAL POPULATION SERVED BY SOURCE WATER SYSTEM - - - - - | 721                             |              |
| BRADFORD WS                                    | 1750050         | STARK     |              | NATL   |                        | 924  |                                 | 1.2          |
|  |                 |           |              |        |                        | TOTAL POPULATION SERVED BY SOURCE WATER SYSTEM - - - - - | 924                             |              |
| BRADLEY HEIGHTS SUBD                           | 2015050         | WINNEBAGO | Acid         | ADJ    | /25                    | 192  |                                 | 1.0          |
|  |                 |           |              |        |                        | TOTAL POPULATION SERVED BY SOURCE WATER SYSTEM - - - - - | 192                             |              |
| BRAIDWOOD WS                                   | 1970150         | WILL      |              | NATL   |                        | 3429   |                                 | 1.1          |
|  |                 |           |              |        |                        | TOTAL POPULATION SERVED BY SOURCE WATER SYSTEM - - - - - | 3429                            |              |
| BRESE WS                                       | 0270250         | CLINTON   | NaSiF6       | ADJ    | 03/56                  | 4059   |                                 | 1.0          |
| ST ROSE PWD                                    | 0275250         | CLINTON   |              | CONS   |                        | 1170   |                                 |              |
|  |                 |           |              |        |                        | TOTAL POPULATION SERVED BY SOURCE WATER SYSTEM - - - - - | 5229                            |              |
| BREEZEWAY SUBD                                 | 1795150         | TAZEWELL  | NaF          | ADJ    | /48                    | 175  |                                 | 1.0          |
|  |                 |           |              |        |                        | TOTAL POPULATION SERVED BY SOURCE WATER SYSTEM - - - - - | 175                             |              |
| BRIARWOOD ACRES SUBD                           | 0375050         | DE KALB   | Acid         | ADJ    | /71                    | 200  |                                 | 1.0          |
|  |                 |           |              |        |                        | TOTAL POPULATION SERVED BY SOURCE WATER SYSTEM - - - - - | 200                             |              |
| BRIMFIELD WS                                   | 1430150         | PEORIA    |              | NATL   |                        | 890  |                                 | 3.0          |
|  |                 |           |              |        |                        | TOTAL POPULATION SERVED BY SOURCE WATER SYSTEM - - - - - | 890                             |              |
| BROADLANDS                                     | 0190050         | CHAMPAIGN | NaF          | ADJ    | /68                    | 350  |                                 | 1.0          |
|  |                 |           |              |        |                        | TOTAL POPULATION SERVED BY SOURCE WATER SYSTEM - - - - - | 350                             |              |
| BROADWELL WS                                   | 1070100         | LOGAN     | Acid         | ADJ    | /66                    | 183  |                                 | 1.0          |
|  |                 |           |              |        |                        | TOTAL POPULATION SERVED BY SOURCE WATER SYSTEM - - - - - | 183                             |              |
| BROCTON WS                                     | 0450050         | EDGAR     | Acid         | ADJ    | 02/71                  | 393  |                                 | 1.0          |
|  |                 |           |              |        |                        | TOTAL POPULATION SERVED BY SOURCE WATER SYSTEM - - - - - | 393                             |              |

POPULATION SERVED FLUORIDATED DRINKING WATER BY SOURCE SYSTEM,  
 CONSECUTIVE SYSTEM, AND COUNTY WITHIN STATE (AS OF 12/31/85)

**ILLINOIS**

| WATER SYSTEM and<br>CONSECUTIVE SYSTEMS SERVED           | EPA<br>ID<br>NO | COUNTY   | CHEM<br>USED | STATUS | FLUOR<br>START<br>DATE | POP<br>SERVED | NATURAL SYSTEMS<br>NAT<br>LEVEL | OPT<br>LEVEL |
|--|-----------------|----------|--------------|--------|------------------------|---------------|---------------------------------|--------------|
| BROOKPORT WS   | 1270050         | MASSAC   | Acid         | ADJ    | 12/71                  | 1128          |                                 | 1.0          |
| TOTAL POPULATION SERVED BY SOURCE WATER SYSTEM - - - - - |                 |          |              |        |                        | 1128          |                                 |              |
| BROOKVIEW SUBD   | 1435100         | PEORIA   | Acid         | ADJ    | /61                    | 300           |                                 | 1.0          |
| TOTAL POPULATION SERVED BY SOURCE WATER SYSTEM - - - - - |                 |          |              |        |                        | 300           |                                 |              |
| BROWNING WS  | 1690050         | SCHUYLER | Acid         | ADJ    | /76                    | 300           |                                 | 1.0          |
| HICKORY-KERTON COOP                                      | 1695200         | SCHUYLER |              | CONS   |                        | 250           |                                 |              |
| TOTAL POPULATION SERVED BY SOURCE WATER SYSTEM - - - - - |                 |          |              |        |                        | 550           |                                 |              |
| BRUSSELS WS  | 0130100         | CALHOUN  | NaF          | ADJ    | 06/69                  | 400           |                                 | 1.0          |
| TOTAL POPULATION SERVED BY SOURCE WATER SYSTEM - - - - - |                 |          |              |        |                        | 400           |                                 |              |
| BRYANT WS  | 0570200         | FULTON   |              | NATL   |                        | 333           |                                 | 2.9          |
| TOTAL POPULATION SERVED BY SOURCE WATER SYSTEM - - - - - |                 |          |              |        |                        | 333           |                                 |              |
| BUCK LAKE ESTATES  | 0375100         | DE KALB  | Acid         | ADJ    | /72                    | 130           |                                 | 1.0          |
| TOTAL POPULATION SERVED BY SOURCE WATER SYSTEM - - - - - |                 |          |              |        |                        | 130           |                                 |              |
| BUCKINGHAM WS  | 0910250         | KANKAKEE |              | NATL   |                        | 330           |                                 | 0.9          |
| TOTAL POPULATION SERVED BY SOURCE WATER SYSTEM - - - - - |                 |          |              |        |                        | 330           |                                 |              |
| BUCKLEY WS   | 0750150         | IROQUOIS | Acid         | ADJ    | 10/70                  | 604           |                                 | 1.0          |
| TOTAL POPULATION SERVED BY SOURCE WATER SYSTEM - - - - - |                 |          |              |        |                        | 604           |                                 |              |
| BUDA WS  | 0110100         | BUREAU   |              | NATL   |                        | 668           |                                 | 1.6          |
| TOTAL POPULATION SERVED BY SOURCE WATER SYSTEM - - - - - |                 |          |              |        |                        | 668           |                                 |              |
| BUFFALO GROVE WS   | 0314180         | COOK     |              | NATL   |                        | 22230         |                                 | 1.3          |
| TOTAL POPULATION SERVED BY SOURCE WATER SYSTEM - - - - - |                 |          |              |        |                        | 22230         |                                 |              |
| BURLINGTON WS  | 0890150         | KANE     | Acid         | ADJ    | 07/68                  | 442           |                                 | 1.0          |
| TOTAL POPULATION SERVED BY SOURCE WATER SYSTEM - - - - - |                 |          |              |        |                        | 442           |                                 |              |
| BURR RIDGE WS  | 0434190         | DU PAGE  | Acid         | ADJ    | 06/68                  | 3833          |                                 | 1.0          |
| TOTAL POPULATION SERVED BY SOURCE WATER SYSTEM - - - - - |                 |          |              |        |                        | 3833          |                                 |              |

POPULATION SERVED FLUORIDATED DRINKING WATER BY SOURCE SYSTEM,  
CONSECUTIVE SYSTEM, AND COUNTY WITHIN STATE (AS OF 12/31/85)

# ILLINOIS

| WATER SYSTEM and<br>CONSECUTIVE SYSTEMS SERVED           | EPA<br>ID<br>NO | COUNTY    | CHEM<br>USED | STATUS | FLUOR<br>START<br>DATE | POP<br>SERVED | NATURAL SYSTEMS<br>NAT<br>LEVEL | OPT<br>LEVEL |
|--|-----------------|-----------|--------------|--------|------------------------|---------------|---------------------------------|--------------|
| BUSHNELL WS  | 1090150         | MCDONOUGH |              |        | NATL                   | 3811          | 3.6                             |              |
| TOTAL POPULATION SERVED BY SOURCE WATER SYSTEM - - - - - |                 |           |              |        |                        | 3811          |                                 |              |
| BUYSSE SUBD  | 0735000         | HENRY     | Acid         | ADJ    | /68                    | 280           |                                 | 1.0          |
| TOTAL POPULATION SERVED BY SOURCE WATER SYSTEM - - - - - |                 |           |              |        |                        | 280           |                                 |              |
| BYRON WS   | 1410100         | OGLE      | Acid         | ADJ    | 10/68                  | 2200          |                                 | 1.0          |
| TOTAL POPULATION SERVED BY SOURCE WATER SYSTEM - - - - - |                 |           |              |        |                        | 2200          |                                 |              |
| CABERY WS  | 0534200         | KANKAKEE  |              |        | NATL                   | 327           | 1.1                             |              |
| TOTAL POPULATION SERVED BY SOURCE WATER SYSTEM - - - - - |                 |           |              |        |                        | 327           |                                 |              |
| CAIRO WS   | 0035030         | ALEXANDER | NaF          | ADJ    | 10/68                  | 5931          |                                 | 1.0          |
| TOTAL POPULATION SERVED BY SOURCE WATER SYSTEM - - - - - |                 |           |              |        |                        | 5931          |                                 |              |
| CALHOUN WS   | 1590050         | RICHLAND  |              |        | NATL                   | 267           | 1.3                             |              |
| TOTAL POPULATION SERVED BY SOURCE WATER SYSTEM - - - - - |                 |           |              |        |                        | 267           |                                 |              |
| CAMARGO WS   | 0410100         | DOUGLAS   | NaF          | ADJ    | /70                    | 428           |                                 | 1.0          |
| TOTAL POPULATION SERVED BY SOURCE WATER SYSTEM - - - - - |                 |           |              |        |                        | 428           |                                 |              |
| CAMBRIDGE WS   | 0730300         | HENRY     |              |        | NATL                   | 2217          | 1.0                             |              |
| TOTAL POPULATION SERVED BY SOURCE WATER SYSTEM - - - - - |                 |           |              |        |                        | 2217          |                                 |              |
| CAMELOT UTIL INC   | 1975200         | WILL      |              |        | NATL                   | 385           | 2.0                             |              |
| TOTAL POPULATION SERVED BY SOURCE WATER SYSTEM - - - - - |                 |           |              |        |                        | 385           |                                 |              |
| CAMELOT WC INC   | 1435450         | PEORIA    | Acid         | ADJ    | /71                    | 870           |                                 | 1.0          |
| TOTAL POPULATION SERVED BY SOURCE WATER SYSTEM - - - - - |                 |           |              |        |                        | 870           |                                 |              |
| CAMPBELLS WC NO 1  | 1315250         | MERCER    |              |        | NATL                   | 56            | 1.0                             |              |
| TOTAL POPULATION SERVED BY SOURCE WATER SYSTEM - - - - - |                 |           |              |        |                        | 56            |                                 |              |
| CAMPBELLS WC NO 2  | 1315300         | MERCER    |              |        | NATL                   | 28            | 1.0                             |              |
| TOTAL POPULATION SERVED BY SOURCE WATER SYSTEM - - - - - |                 |           |              |        |                        | 28            |                                 |              |

POPULATION SERVED FLUORIDATED DRINKING WATER BY SOURCE SYSTEM,  
CONSECUTIVE SYSTEM, AND COUNTY WITHIN STATE (AS OF 12/31/85)

# ILLINOIS

| WATER SYSTEM and<br>CONSECUTIVE SYSTEMS SERVED           | EPA<br>ID<br>NO | COUNTY      | CHEM<br>USED | STATUS | FLUOR<br>START<br>DATE | POP<br>SERVED | NATURAL SYSTEMS<br>NAT<br>LEVEL | OPT<br>LEVEL |
|--|-----------------|-------------|--------------|--------|------------------------|---------------|---------------------------------|--------------|
| CAMPGROVE WS   | 1235100         | MARSHALL    |              |        | NATL                   | 100           | 2.4                             |              |
| TOTAL POPULATION SERVED BY SOURCE WATER SYSTEM - - - - - |                 |             |              |        |                        | 100           |                                 |              |
| CAMPUS WS  | 1050050         | LIVINGSTON  | NaF          | ADJ    | /70                    | 224           |                                 | 1.0          |
| TOTAL POPULATION SERVED BY SOURCE WATER SYSTEM - - - - - |                 |             |              |        |                        | 224           |                                 |              |
| CANDLEWICK LAKE UTIL CO                                  | 0075050         | BOONE       | NaF          | ADJ    | /75                    | 200           |                                 | 1.0          |
| TOTAL POPULATION SERVED BY SOURCE WATER SYSTEM - - - - - |                 |             |              |        |                        | 200           |                                 |              |
| CANTON WS  | 0570250         | FULTON      | Acid         | ADJ    | 06/67                  | 15161         |                                 | 1.0          |
| DUNFERMLINE-ST DAVID WC                                  | 0575150         | FULTON      |              | CONS   |                        | 1200          |                                 |              |
| NORRIS WS  | 0570750         | FULTON      |              | CONS   |                        | 276           |                                 |              |
| TOTAL POPULATION SERVED BY SOURCE WATER SYSTEM - - - - - |                 |             |              |        |                        | 16637         |                                 |              |
| CAPRON WS  | 0070100         | BOONE       | Acid         | ADJ    | /70                    | 678           |                                 | 1.0          |
| TOTAL POPULATION SERVED BY SOURCE WATER SYSTEM - - - - - |                 |             |              |        |                        | 678           |                                 |              |
| CARBON CLIFF WS  | 1610100         | ROCK ISLAND | Acid         | ADJ    | /70                    | 1578          |                                 | 1.0          |
| TOTAL POPULATION SERVED BY SOURCE WATER SYSTEM - - - - - |                 |             |              |        |                        | 1578          |                                 |              |
| CARBON HILL WS   | 0630100         | GRUNDY      |              |        | NATL                   | 406           | 0.9                             |              |
| TOTAL POPULATION SERVED BY SOURCE WATER SYSTEM - - - - - |                 |             |              |        |                        | 406           |                                 |              |
| CARBONDALE WS  | 0770150         | JACKSON     | NaSiF6       | ADJ    | /70                    | 27600         |                                 | 1.0          |
| BUNCOMBE WD  | 0775120         | JACKSON     |              | CONS   |                        | 800           |                                 |              |
| CRAB ORCHARD PWD   | 0775050         | JACKSON     |              | CONS   |                        | 2145          |                                 |              |
| LAKE SIDE PWD  | 0775150         | JACKSON     |              | CONS   |                        | 1800          |                                 |              |
| SIU  | 0775450         | JACKSON     |              | CONS   |                        | 5800          |                                 |              |
| SOUTH HIGHWAY PWD  | 0775400         | JACKSON     |              | CONS   |                        | 8420          |                                 |              |
| TOTAL POPULATION SERVED BY SOURCE WATER SYSTEM - - - - - |                 |             |              |        |                        | 46565         |                                 |              |
| CARLINVILLE WS   | 1170150         | MACOUPIN    | NaSiF6       | ADJ    | 11/69                  | 5612          |                                 | 1.0          |
| TOTAL POPULATION SERVED BY SOURCE WATER SYSTEM - - - - - |                 |             |              |        |                        | 5612          |                                 |              |
| CARLOCK WS   | 1130250         | MCLEAN      | Acid         | ADJ    | 09/68                  | 410           |                                 | 1.0          |
| TOTAL POPULATION SERVED BY SOURCE WATER SYSTEM - - - - - |                 |             |              |        |                        | 410           |                                 |              |

POPULATION SERVED FLUORIDATED DRINKING WATER BY SOURCE SYSTEM,  
CONSECUTIVE SYSTEM, AND COUNTY WITHIN STATE (AS OF 12/31/85)

# ILLINOIS

| WATER SYSTEM and<br>CONSECUTIVE SYSTEMS SERVED           | EPA<br>ID<br>NO | COUNTY   | CHEM<br>USED | STATUS | FLUOR<br>START<br>DATE | POP<br>SERVED | NATURAL SYSTEMS |              |
|--|-----------------|----------|--------------|--------|------------------------|---------------|-----------------|--------------|
|  |                 |          |              |        |                        |               | NAT<br>LEVEL    | OPT<br>LEVEL |
| CARLYLE WS   | 0270300         | CLINTON  | NaSiF6       | ADJ    | 06/52                  | 3650          |                 | 1.0          |
| BECHEMEYER   | 0270200         | CLINTON  |              | CONS   |                        | 1300          |                 |              |
| CARLYLE SOUTHWEST PWD                                    | 0275120         | CLINTON  |              | CONS   |                        | 540           |                 |              |
| CLINTON CNTY EAST PWD                                    | 0275150         | CLINTON  |              | CONS   |                        | 1440          |                 |              |
| HOFFMAN RURAL WD   | 0275230         | CLINTON  |              | CONS   |                        | 165           |                 |              |
| TOTAL POPULATION SERVED BY SOURCE WATER SYSTEM - - - - - |                 |          |              |        |                        | 7095          |                 |              |
| CARMI WS   | 1930100         | WHITE    | Acid         | ADJ    | 07/68                  | 7665          |                 | 1.0          |
| TOTAL POPULATION SERVED BY SOURCE WATER SYSTEM - - - - - |                 |          |              |        |                        | 7665          |                 |              |
| CAROL STREAM WS  | 0430200         | DU PAGE  | Acid         | ADJ    | /69                    | 20000         |                 | 1.0          |
| TOTAL POPULATION SERVED BY SOURCE WATER SYSTEM - - - - - |                 |          |              |        |                        | 20000         |                 |              |
| CARPENTERSVILLE WS                                       | 0890200         | KANE     | Acid         | ADJ    | 11/66                  | 23272         |                 | 1.0          |
| TOTAL POPULATION SERVED BY SOURCE WATER SYSTEM - - - - - |                 |          |              |        |                        | 23272         |                 |              |
| CARRIERS MILLS WS  | 1650050         | SALINE   | NaF          | ADJ    | 10/69                  | 2268          |                 | 1.0          |
| TOTAL POPULATION SERVED BY SOURCE WATER SYSTEM - - - - - |                 |          |              |        |                        | 2268          |                 |              |
| CARROLL HEIGHTS SUBD                                     | 0155200         | CARROLL  | Acid         | ADJ    | /73                    | 80            |                 | 1.0          |
| TOTAL POPULATION SERVED BY SOURCE WATER SYSTEM - - - - - |                 |          |              |        |                        | 80            |                 |              |
| CARROLLTON WS  | 0610050         | GREENE   | Acid         | ADJ    | 12/69                  | 2816          |                 | 1.0          |
| TOTAL POPULATION SERVED BY SOURCE WATER SYSTEM - - - - - |                 |          |              |        |                        | 2816          |                 |              |
| CARTHAGE WS  | 0670250         | HANCOCK  | NaF          | ADJ    | 11/70                  | 3350          |                 | 1.0          |
| TOTAL POPULATION SERVED BY SOURCE WATER SYSTEM - - - - - |                 |          |              |        |                        | 3350          |                 |              |
| CARY WS  | 1110100         | MCHENRY  | Acid         | ADJ    | 12/66                  | 6640          |                 | 1.0          |
| TOTAL POPULATION SERVED BY SOURCE WATER SYSTEM - - - - - |                 |          |              |        |                        | 6640          |                 |              |
| CASEY WS   | 0230050         | CLARK    | NaF          | ADJ    | 08/52                  | 3026          |                 | 1.0          |
| TOTAL POPULATION SERVED BY SOURCE WATER SYSTEM - - - - - |                 |          |              |        |                        | 3026          |                 |              |
| CATERPILLAR TRAILS SUB                                   | 2035030         | WOODFORD | Acid         | ADJ    | /56                    | 2500          |                 | 1.0          |
| TOTAL POPULATION SERVED BY SOURCE WATER SYSTEM - - - - - |                 |          |              |        |                        | 2500          |                 |              |

POPULATION SERVED FLUORIDATED DRINKING WATER BY SOURCE SYSTEM,  
CONSECUTIVE SYSTEM, AND COUNTY WITHIN STATE (AS OF 12/31/85)

ILLINOIS

| WATER SYSTEM and<br>CONSECUTIVE SYSTEMS SERVED           | EPA<br>ID<br>NO | COUNTY      | CHEM<br>USED | STATUS | FLUOR<br>START<br>DATE | POP<br>SERVED | NATURAL SYSTEMS<br>NAT<br>LEVEL | OPT<br>LEVEL |
|--|-----------------|-------------|--------------|--------|------------------------|---------------|---------------------------------|--------------|
| CAVE IN ROCK WS  | 0690050         | HARDIN      | NaF          | ADJ    | /70                    | 468           |                                 | 1.0          |
| TOTAL POPULATION SERVED BY SOURCE WATER SYSTEM - - - - - |                 |             |              |        |                        | 468           |                                 |              |
| CEDAR BROOK ESTATES SUB                                  | 1615170         | ROCK ISLAND | Acid         | ADJ    | /77                    | 80            |                                 | 1.0          |
| TOTAL POPULATION SERVED BY SOURCE WATER SYSTEM - - - - - |                 |             |              |        |                        | 80            |                                 |              |
| CEDAR HILLS HOME ASSOC                                   | 2035040         | WOODFORD    | Acid         | ADJ    | /73                    | 31            |                                 | 1.0          |
| TOTAL POPULATION SERVED BY SOURCE WATER SYSTEM - - - - - |                 |             |              |        |                        | 31            |                                 |              |
| CEDAR POINT WS   | 0995040         | LA SALLE    |              | NATL   |                        | 344           | 1.2                             |              |
| TOTAL POPULATION SERVED BY SOURCE WATER SYSTEM - - - - - |                 |             |              |        |                        | 344           |                                 |              |
| CEDARVILLE WS  | 1770050         | STEPHENSON  | Acid         | ADJ    | 11/69                  | 766           |                                 | 1.0          |
| TOTAL POPULATION SERVED BY SOURCE WATER SYSTEM - - - - - |                 |             |              |        |                        | 766           |                                 |              |
| CENTRAL ALEXANDER CO PWD                                 | 0035100         | ALEXANDER   | Acid         | ADJ    | /73                    | 2765          |                                 | 1.0          |
| TOTAL POPULATION SERVED BY SOURCE WATER SYSTEM - - - - - |                 |             |              |        |                        | 2765          |                                 |              |
| CENTRAL ILL UTIL CO                                      | 0955200         | KNOX        |              | NATL   |                        | 500           | 2.6                             |              |
| TOTAL POPULATION SERVED BY SOURCE WATER SYSTEM - - - - - |                 |             |              |        |                        | 500           |                                 |              |
| CENTRALIA WS   | 1214220         | MARION      | Acid         | ADJ    | 11/67                  | 18519         |                                 | 1.0          |
| CENTRALIA CORR CTR                                       | 0275600         | CLINTON     |              | CONS   |                        | 1100          |                                 |              |
| HOFFMAN  | 0270400         | CLINTON     |              | CONS   |                        | 775           |                                 |              |
| IRVINGTON  | 1890250         | WASHINGTON  |              | CONS   |                        | 1400          |                                 |              |
| JUNCTION CITY  | 1210200         | MARION      |              | CONS   |                        | 550           |                                 |              |
| MURRAY DEV CTR   | 1215510         | MARION      |              | CONS   |                        | 975           |                                 |              |
| ODIN   | 1210350         | MARION      |              | CONS   |                        | 3020          |                                 |              |
| RACCOON WC   | 1215100         | MARION      |              | CONS   |                        | 4000          |                                 |              |
| RICHVIEW   | 1890500         | WASHINGTON  |              | CONS   |                        | 630           |                                 |              |
| SANDOVAL   | 1210500         | MARION      |              | CONS   |                        | 2050          |                                 |              |
| WALNUT HILL  | 1210600         | MARION      |              | CONS   |                        | 1200          |                                 |              |
| WAMAC  | 1214920         | MARION      |              | CONS   |                        | 1805          |                                 |              |
| TOTAL POPULATION SERVED BY SOURCE WATER SYSTEM - - - - - |                 |             |              |        |                        | 36024         |                                 |              |
| CERRO GORDO WS   | 1470100         | PIATT       | Acid         | ADJ    | 08/68                  | 1553          |                                 | 1.0          |
| TOTAL POPULATION SERVED BY SOURCE WATER SYSTEM - - - - - |                 |             |              |        |                        | 1553          |                                 |              |

POPULATION SERVED FLUORIDATED DRINKING WATER BY SOURCE SYSTEM,  
CONSECUTIVE SYSTEM, AND COUNTY WITHIN STATE (AS OF 12/31/85)

# ILLINOIS

| WATER SYSTEM and<br>CONSECUTIVE SYSTEMS SERVED           | EPA<br>ID<br>NO | COUNTY      | CHEM<br>USED | STATUS | FLUOR<br>START<br>DATE | POP<br>SERVED | NATURAL SYSTEMS |              |
|--|-----------------|-------------|--------------|--------|------------------------|---------------|-----------------|--------------|
|  |                 |             |              |        |                        |               | NAT<br>LEVEL    | OPT<br>LEVEL |
| CHADWICK WS  | 0150050         | CARROLL     | Acid         | ADJ    | /70                    | 631           |                 | 1.0          |
| TOTAL POPULATION SERVED BY SOURCE WATER SYSTEM - - - - - |                 |             |              |        |                        | 631           |                 |              |
| CHANDLERVILLE WS   | 0170200         | CASS        | NaF          | ADJ    | 12/70                  | 842           |                 | 1.0          |
| TOTAL POPULATION SERVED BY SOURCE WATER SYSTEM - - - - - |                 |             |              |        |                        | 842           |                 |              |
| CHANNAHON (VILLAGE)                                      | 1970200         | WILL        |              | NATL   |                        | 100           |                 | 1.0          |
| TOTAL POPULATION SERVED BY SOURCE WATER SYSTEM - - - - - |                 |             |              |        |                        | 100           |                 |              |
| CHANUTE AFB  | 0195637         | CHAMPAIGN   | Acid         | ADJ    | /69                    | 14000         |                 | 1.0          |
| TOTAL POPULATION SERVED BY SOURCE WATER SYSTEM - - - - - |                 |             |              |        |                        | 14000         |                 |              |
| CHAPIN   | 1370050         | MORGAN      | Acid         | ADJ    | /55                    | 650           |                 | 1.0          |
| TOTAL POPULATION SERVED BY SOURCE WATER SYSTEM - - - - - |                 |             |              |        |                        | 650           |                 |              |
| CHARLESTON WS  | 0290100         | COLES       | Acid         | ADJ    | 12/65                  | 19355         |                 | 1.0          |
| EASTERN ILL UNIV   | 0295500         | COLES       |              | CONS   |                        | 10500         |                 |              |
| TOTAL POPULATION SERVED BY SOURCE WATER SYSTEM - - - - - |                 |             |              |        |                        | 29855         |                 |              |
| CHARMAR WC   | 0975350         | LAKE        |              | NATL   |                        | 182           |                 | 0.9          |
| TOTAL POPULATION SERVED BY SOURCE WATER SYSTEM - - - - - |                 |             |              |        |                        | 182           |                 |              |
| CHATSWORTH WS  | 1050100         | LIVINGSTON  | NaF          | ADJ    | 10/69                  | 1187          |                 | 1.0          |
| TOTAL POPULATION SERVED BY SOURCE WATER SYSTEM - - - - - |                 |             |              |        |                        | 1187          |                 |              |
| CHEBANSE WS  | 0754240         | IROQUOIS    | Acid         | ADJ    | /70                    | 1191          |                 | 1.0          |
| TOTAL POPULATION SERVED BY SOURCE WATER SYSTEM - - - - - |                 |             |              |        |                        | 1191          |                 |              |
| CHENOA WS  | 1130300         | MCLEAN      |              | NATL   |                        | 1847          |                 | 2.1          |
| TOTAL POPULATION SERVED BY SOURCE WATER SYSTEM - - - - - |                 |             |              |        |                        | 1847          |                 |              |
| CHERRY DALE SUBD   | 1615120         | ROCK ISLAND | Acid         | ADJ    | /68                    | 100           |                 | 1.0          |
| TOTAL POPULATION SERVED BY SOURCE WATER SYSTEM - - - - - |                 |             |              |        |                        | 100           |                 |              |
| CHERRY HILL SUBD   | 1975280         | WILL        | Acid         | ADJ    | /68                    | 790           |                 | 1.0          |
| TOTAL POPULATION SERVED BY SOURCE WATER SYSTEM - - - - - |                 |             |              |        |                        | 790           |                 |              |

POPULATION SERVED FLUORIDATED DRINKING WATER BY SOURCE SYSTEM,  
CONSECUTIVE SYSTEM, AND COUNTY WITHIN STATE (AS OF 12/31/85)

## ILLINOIS

| WATER SYSTEM and<br>CONSECUTIVE SYSTEMS SERVED           | EPA<br>ID<br>NO | COUNTY    | CHEM<br>USED | STATUS | FLUOR<br>START<br>DATE | POP<br>SERVED | NATURAL SYSTEMS<br>NAT<br>LEVEL | OPT<br>LEVEL |
|--|-----------------|-----------|--------------|--------|------------------------|---------------|---------------------------------|--------------|
| CHERRY WS  | 0110200         | BUREAU    | NaF          | ADJ    | 11/70                  | 541           |                                 | 1.0          |
| TOTAL POPULATION SERVED BY SOURCE WATER SYSTEM - - - - - |                 |           |              |        |                        | 541           |                                 |              |
| CHERRYVALE EAST APTS                                     | 1015470         | WINNEBAGO | Acid         | ADJ    | /78                    | 180           |                                 | 1.0          |
| TOTAL POPULATION SERVED BY SOURCE WATER SYSTEM - - - - - |                 |           |              |        |                        | 180           |                                 |              |
| CHESTER WS   | 1570100         | RANDOLPH  | NaSiF6       | ADJ    | 12/51                  | 8027          |                                 | 1.0          |
| TOTAL POPULATION SERVED BY SOURCE WATER SYSTEM - - - - - |                 |           |              |        |                        | 8027          |                                 |              |
| CHESTERFIELD WS  | 1170200         | MACOUPIN  | NaF          | ADJ    | 11/69                  | 280           |                                 | 1.0          |
| TOTAL POPULATION SERVED BY SOURCE WATER SYSTEM - - - - - |                 |           |              |        |                        | 280           |                                 |              |
| CHEVY CHASE SAND WC                                      | 0975150         | LAKE      | Acid         | ADJ    | /56                    | 388           |                                 | 1.0          |
| TOTAL POPULATION SERVED BY SOURCE WATER SYSTEM - - - - - |                 |           |              |        |                        | 388           |                                 |              |
| CHICAGO HTS WS   | 0310450         | COOK      | Acid         | ADJ    | 11/68                  | 37026         |                                 | 1.0          |
| TOTAL POPULATION SERVED BY SOURCE WATER SYSTEM - - - - - |                 |           |              |        |                        | 37026         |                                 |              |
| CHICAGO WS   | 0316000         | COOK      | Acid         | ADJ    | 08/563367000           |               |                                 | 1.0          |
| ALSIP  | 0310030         | COOK      |              | CONS   |                        | 17134         |                                 |              |
| ARGO-SUMMIT  | 0310060         | COOK      |              | CONS   |                        | 10110         |                                 |              |
| BEDFORD PARK   | 0310120         | COOK      |              | CONS   |                        | 990           |                                 |              |
| BERKLEY  | 0310180         | COOK      |              | CONS   |                        | 5500          |                                 |              |
| BERWYN   | 0310210         | COOK      |              | CONS   |                        | 46850         |                                 |              |
| BLUE ISLAND  | 0310240         | COOK      |              | CONS   |                        | 21855         |                                 |              |
| BRIDGEVIEW   | 0310270         | COOK      |              | CONS   |                        | 16155         |                                 |              |
| BRIDGEVIEW SOUTHFIELD SD                                 | 0310271         | COOK      |              | CONS   |                        | 2200          |                                 |              |
| BROADVIEW  | 0310300         | COOK      |              | CONS   |                        | 8600          |                                 |              |
| BROOKFIELD   | 0310330         | COOK      |              | CONS   |                        | 19500         |                                 |              |
| BROOKFIELD-N RIVSIDE WC                                  | 0315130         | COOK      |              | CONS   |                        | 44600         |                                 |              |
| BURNHAM  | 0310360         | COOK      |              | CONS   |                        | 4000          |                                 |              |
| CALLMET CITY   | 0310390         | COOK      |              | CONS   |                        | 39700         |                                 |              |
| CALLMET PARK   | 0310420         | COOK      |              | CONS   |                        | 8800          |                                 |              |
| CENIRAL STICKNEY SD                                      | 0315570         | COOK      |              | CONS   |                        | 2200          |                                 |              |
| CHICAGO & NW RR  | 0315320         | COOK      |              | CONS   |                        | 8000          |                                 |              |
| CHICAGO RIDGE  | 0310480         | COOK      |              | CONS   |                        | 13473         |                                 |              |
| CICERO   | 0310510         | COOK      |              | CONS   |                        | 61232         |                                 |              |
| CIT MORELAND DIV   | 0315910         | COOK      |              | CONS   |                        | 500           |                                 |              |
| CITIZENS FERNWAY UTIL SUBD                               | 0315030         | COOK      |              | CONS   |                        | 4100          |                                 |              |
| COUNTRY CLUB HILL WS                                     | 0310540         | COOK      |              | CONS   |                        | 14676         |                                 |              |
| COUNTRYSIDE  | 0310570         | COOK      |              | CONS   |                        | 6700          |                                 |              |



POPULATION SERVED FLUORIDATED DRINKING WATER BY SOURCE SYSTEM,  
CONSECUTIVE SYSTEM, AND COUNTY WITHIN STATE (AS OF 12/31/85)

# ILLINOIS

| WATER SYSTEM and<br>CONSECUTIVE SYSTEMS SERVED | EPA<br>ID<br>NO | COUNTY   | CHEM<br>USED | STATUS | FLUOR<br>START<br>DATE | POP<br>SERVED | NATURAL SYSTEMS<br>NAT OPT<br>LEVEL LEVEL |
|--|-----------------|----------|--------------|--------|------------------------|---------------|---|
| CRESTWOOD                                      | 0310600         | COOK     |              |        |                        | 11300         |   |
| DES PLAINES                                    | 0310630         | COOK     |              | CONS   |                        | 54000         |   |
| DIXMOOR  | 0310660         | COOK     |              | CONS   |                        | 4750          |   |
| DOLTON   | 0310690         | COOK     |              | CONS   |                        | 25000         |   |
| EAST HAZEL CREST                               | 0310750         | COOK     |              | CONS   |                        | 1375          |   |
| ELMWOOD PARK                                   | 0310780         | COOK     |              | CONS   |                        | 24000         |   |
| EVERGREEN PARK                                 | 0310840         | COOK     |              | CONS   |                        | 22260         |   |
| FOREST PARK                                    | 0310900         | COOK     |              | CONS   |                        | 15520         |   |
| FOREST VIEW                                    | 0310930         | COOK     |              | CONS   |                        | 765           |   |
| FRANKLIN PARK                                  | 0310960         | COOK     |              | CONS   |                        | 18000         |   |
| GARDEN HOMES SD                                | 0315620         | COOK     |              | CONS   |                        | 1000          |   |
| GARY AVE GARDENS SUBD                          | 0435450         | DU PAGE  |              | CONS   |                        | 100           |   |
| GLEN EDEN EST                                  | 0315650         | COOK     |              | CONS   |                        | 270           |   |
| GLENWOOD PWD                                   | 0311050         | LA SALLE |              | CONS   |                        | 400           |   |
| GOLF   | 0311080         | COOK     |              | CONS   |                        | 500           |   |
| HANOVER PARK WS                                | 0314480         | DU PAGE  |              | CONS   |                        | 28850         |   |
| HARVEY   | 0311110         | COOK     |              | CONS   |                        | 35800         |   |
| HARWOOD HEIGHTS                                | 0311140         | COOK     |              | CONS   |                        | 8240          |   |
| HAZEL CREST                                    | 0311170         | COOK     |              | CONS   |                        | 14000         |   |
| HICKORY HILLS                                  | 0311200         | COOK     |              | CONS   |                        | 14000         |   |
| HILLSIDE                                       | 0311230         | COOK     |              | CONS   |                        | 9500          |   |
| HILLSIDE-BERKLEY WC                            | 0315770         | COOK     |              | CONS   |                        | 50            |   |
| HODCKINS                                       | 0311260         | COOK     |              | CONS   |                        | 2005          |   |
| HOMETOWN                                       | 0311320         | COOK     |              | CONS   |                        | 5240          |   |
| HOMEWOOD WS                                    | 0311350         | COOK     |              | CONS   |                        | 19724         |   |
| JUSTICE  | 0311471         | COOK     |              | CONS   |                        | 600           |   |
| JUSTICE-WILLOW SPRINGS                         | 0315820         | COOK     |              | CONS   |                        | 14575         |   |
| LA GRANGE PARK                                 | 0311560         | COOK     |              | CONS   |                        | 13360         |   |
| LEYDEN TWP WD                                  | 0315880         | COOK     |              | CONS   |                        | 16000         |   |
| LINCOLNWOOD                                    | 0311650         | COOK     |              | CONS   |                        | 12000         |   |
| LYONS  | 0311710         | COOK     |              | CONS   |                        | 9925          |   |
| MARKHAM  | 0311770         | COOK     |              | CONS   |                        | 15200         |   |
| MAYWOOD  | 0311830         | COOK     |              | CONS   |                        | 28000         |   |
| MCCOOK   | 0311740         | COOK     |              | CONS   |                        | 300           |   |
| MELROSE PARK                                   | 0311860         | COOK     |              | CONS   |                        | 20735         |   |
| MERRIONETTE PARK                               | 0311890         | COOK     |              | CONS   |                        | 2055          |   |
| MIDLOTHIAN                                     | 0311920         | COOK     |              | CONS   |                        | 14275         |   |
| MORTON GROVE                                   | 0311950         | COOK     |              | CONS   |                        | 23800         |   |
| NILES  | 0312010         | COOK     |              | CONS   |                        | 34000         |   |
| NORRIDGE                                       | 0312040         | COOK     |              | CONS   |                        | 16500         |   |
| NORTH RIVERSIDE                                | 0312160         | COOK     |              | CONS   |                        | 6770          |   |
| NORTHFIELD                                     | 0312100         | COOK     |              | CONS   |                        | 5810          |   |
| NORTHLAKE                                      | 0314710         | COOK     |              | CONS   |                        | 12170         |   |
| OAK FOREST                                     | 0312190         | COOK     |              | CONS   |                        | 26100         |   |
| OAK LAWN                                       | 0312220         | COOK     |              | CONS   |                        | 60590         |   |
| OAK PARK                                       | 0312250         | COOK     |              | CONS   |                        | 55000         |   |
| ORLAND PARK WS                                 | 0312310         | COOK     |              | CONS   |                        | 23045         |   |

POPULATION SERVED FLUORIDATED DRINKING WATER BY SOURCE SYSTEM,  
 CONSECUTIVE SYSTEM, AND COUNTY WITHIN STATE (AS OF 12/31/85)

ILLINOIS

| WATER SYSTEM and<br>CONSECUTIVE SYSTEMS SERVED           | EPA<br>ID<br>NO | COUNTY      | CHEM<br>USED | STATUS | FLUOR<br>START<br>DATE | POP<br>SERVED | NATURAL SYSTEMS |              |
|--|-----------------|-------------|--------------|--------|------------------------|---------------|-----------------|--------------|
|  |                 |             |              |        |                        |               | NAT<br>LEVEL    | OPT<br>LEVEL |
| PALOS HEIGHTS  | 0312370         | COOK        |              | CONS   |                        | 11100         |                 |              |
| PALOS HILLS  | 0312400         | COOK        |              | CONS   |                        | 16700         |                 |              |
| PARK RIDGE   | 0312460         | COOK        |              | CONS   |                        | 38705         |                 |              |
| PHOENIX  | 0312490         | COOK        |              | CONS   |                        | 2850          |                 |              |
| POSEN  | 0312520         | COOK        |              | CONS   |                        | 4650          |                 |              |
| RIVER FOREST   | 0312610         | COOK        |              | CONS   |                        | 13400         |                 |              |
| RIVER GROVE  | 0312640         | COOK        |              | CONS   |                        | 10370         |                 |              |
| RIVERDALE  | 0312580         | COOK        |              | CONS   |                        | 13200         |                 |              |
| RIVERSIDE WS   | 0312670         | COOK        |              | CONS   |                        | 9236          |                 |              |
| ROBBINS  | 0312700         | COOK        |              | CONS   |                        | 8120          |                 |              |
| ROSEMONT   | 0312760         | COOK        |              | CONS   |                        | 4740          |                 |              |
| SCHILLER PARK  | 0312850         | COOK        |              | CONS   |                        | 11460         |                 |              |
| SOUTH HOLLAND  | 0312970         | COOK        |              | CONS   |                        | 25000         |                 |              |
| SOUTH STICKNEY SD  | 0317370         | COOK        |              | CONS   |                        | 28700         |                 |              |
| STICKNEY   | 0313000         | COOK        |              | CONS   |                        | 5900          |                 |              |
| STONE PARK   | 0313030         | COOK        |              | CONS   |                        | 4275          |                 |              |
| THORNTON WS  | 0313090         | COOK        |              | CONS   |                        | 3022          |                 |              |
| TINLEY PARK  | 0314910         | COOK        |              | CONS   |                        | 26200         |                 |              |
| TINLEY PK MHC  | 0317850         | COOK        |              | CONS   |                        | 2000          |                 |              |
| USNAS GLENVIEW   | 0315647         | COOK        |              | CONS   |                        | 24880         |                 |              |
| WESTCHESTER  | 0313150         | COOK        |              | CONS   |                        | 18000         |                 |              |
| WESTCHESTER-BROADVIEW                                    | 0317580         | COOK        |              | CONS   |                        | 55000         |                 |              |
| WORTH  | 0313360         | COOK        |              | CONS   |                        | 11600         |                 |              |
| TOTAL POPULATION SERVED BY SOURCE WATER SYSTEM - - - - - |                 |             |              |        |                        | 4800442       |                 |              |
| CHICKASAW HILLS UTIL CO                                  | 1975320         | WILL        | Acid         | ADJ    | /68                    | 3500          |                 | 1.0          |
| TOTAL POPULATION SERVED BY SOURCE WATER SYSTEM - - - - - |                 |             |              |        |                        | 3500          |                 |              |
| CHICAKWA PARK EST HOMEO                                  | 1615140         | ROCK ISLAND | NaF          | ADJ    | /73                    | 40            |                 | 1.0          |
| TOTAL POPULATION SERVED BY SOURCE WATER SYSTEM - - - - - |                 |             |              |        |                        | 40            |                 |              |
| CHILLICOTHE WS   | 1430200         | PEORIA      | Acid         | ADJ    | 12/68                  | 6176          |                 | 1.0          |
| TOTAL POPULATION SERVED BY SOURCE WATER SYSTEM - - - - - |                 |             |              |        |                        | 6176          |                 |              |
| CHRISMAN WS  | 0450100         | EDGAR       | Acid         | ADJ    | 12/68                  | 1413          |                 | 1.0          |
| TOTAL POPULATION SERVED BY SOURCE WATER SYSTEM - - - - - |                 |             |              |        |                        | 1413          |                 |              |
| CISCO WS   | 1470150         | PIATT       | Acid         | ADJ    | 01/68                  | 333           |                 | 1.0          |
| TOTAL POPULATION SERVED BY SOURCE WATER SYSTEM - - - - - |                 |             |              |        |                        | 333           |                 |              |
| CISNE WS   | 1910050         | WAYNE       | NaF          | ADJ    | /70                    | 1278          |                 | 1.0          |
| TOTAL POPULATION SERVED BY SOURCE WATER SYSTEM - - - - - |                 |             |              |        |                        | 1278          |                 |              |

POPULATION SERVED FLUORIDATED DRINKING WATER BY SOURCE SYSTEM,  
CONSECUTIVE SYSTEM, AND COUNTY WITHIN STATE (AS OF 12/31/85)

# ILLINOIS

| WATER SYSTEM and<br>CONSECUTIVE SYSTEMS SERVED           | EPA<br>ID<br>NO | COUNTY     | CHEM<br>USED | STATUS | FLUOR<br>START<br>DATE | POP<br>SERVED | NATURAL SYSTEMS<br>NAT<br>LEVEL | OPT<br>LEVEL |
|--|-----------------|------------|--------------|--------|------------------------|---------------|---------------------------------|--------------|
| CISSNA PARK WS   | 0750200         | IROQUOIS   | NaF          | ADJ    | /69                    | 825           |                                 | 1.0          |
| TOTAL POPULATION SERVED BY SOURCE WATER SYSTEM - - - - - |                 |            |              |        |                        | 825           |                                 |              |
| CIT ARBURY DIV   | 1975040         | WILL       | Acid         | ADJ    | /60                    | 1442          |                                 | 1.0          |
| TOTAL POPULATION SERVED BY SOURCE WATER SYSTEM - - - - - |                 |            |              |        |                        | 1442          |                                 |              |
| CIT ARROWHEAD DIV WS                                     | 0435150         | DU PAGE    | Acid         | ADJ    | /59                    | 1650          |                                 | 1.0          |
| TOTAL POPULATION SERVED BY SOURCE WATER SYSTEM - - - - - |                 |            |              |        |                        | 1650          |                                 |              |
| CIT CHICAGO SUBR UTIL D                                  | 0315150         | COOK       |              | NATL   |                        | 25000         | 1.0                             |              |
| TOTAL POPULATION SERVED BY SOURCE WATER SYSTEM - - - - - |                 |            |              |        |                        | 25000         |                                 |              |
| CIT COUNTRY CLUB HIGHLDS                                 | 0435350         | DU PAGE    | Acid         | ADJ    | /56                    | 1533          |                                 | 1.0          |
| TOTAL POPULATION SERVED BY SOURCE WATER SYSTEM - - - - - |                 |            |              |        |                        | 1533          |                                 |              |
| CIT LOMBARD HEIGHTS DIV                                  | 0435700         | DU PAGE    | Acid         | ADJ    | /54                    | 963           |                                 | 1.0          |
| TOTAL POPULATION SERVED BY SOURCE WATER SYSTEM - - - - - |                 |            |              |        |                        | 963           |                                 |              |
| CIT SANTA FE DIV   | 1975060         | WILL       | Acid         | ADJ    | /76                    | 50            |                                 | 1.0          |
| TOTAL POPULATION SERVED BY SOURCE WATER SYSTEM - - - - - |                 |            |              |        |                        | 50            |                                 |              |
| CIT VALLEY VIEW DIV                                      | 0437350         | DU PAGE    | Acid         | ADJ    | /57                    | 8100          |                                 | 1.0          |
| TOTAL POPULATION SERVED BY SOURCE WATER SYSTEM - - - - - |                 |            |              |        |                        | 8100          |                                 |              |
| CITIES WATER CO  | 0555030         | FRANKLIN   | NaF          | ADJ    | /68                    | 2626          |                                 | 1.0          |
| BUSH   | 1990050         | WILLIAMSON |              | CONS   |                        | 500           |                                 |              |
| HURST  | 1990450         | WILLIAMSON |              | CONS   |                        | 1000          |                                 |              |
| TOTAL POPULATION SERVED BY SOURCE WATER SYSTEM - - - - - |                 |            |              |        |                        | 4126          |                                 |              |
| CITIZENS WAYCIDEN PARK SUBD                              | 0317550         | COOK       |              | NATL   |                        | 5350          | 1.0                             |              |
| TOTAL POPULATION SERVED BY SOURCE WATER SYSTEM - - - - - |                 |            |              |        |                        | 5350          |                                 |              |
| CITIZENS WEST SUBUR                                      | 1974151         | LAKE       | Acid         | ADJ    | /69                    | 31500         |                                 | 1.0          |
| TOTAL POPULATION SERVED BY SOURCE WATER SYSTEM - - - - - |                 |            |              |        |                        | 31500         |                                 |              |
| CLAREMONT HILLS SUBD                                     | 1115080         | MCHENRY    | Acid         | ADJ    | /70                    | 375           |                                 | 1.0          |
| TOTAL POPULATION SERVED BY SOURCE WATER SYSTEM - - - - - |                 |            |              |        |                        | 375           |                                 |              |

POPULATION SERVED FLUORIDATED DRINKING WATER BY SOURCE SYSTEM,  
CONSECUTIVE SYSTEM, AND COUNTY WITHIN STATE (AS OF 12/31/85)

# ILLINOIS

| WATER SYSTEM and<br>CONSECUTIVE SYSTEMS SERVED           | EPA<br>ID<br>NO | COUNTY   | CHEM<br>USED | STATUS | FLUOR<br>START<br>DATE | POP<br>SERVED | NATURAL SYSTEMS<br>NAT<br>LEVEL | OPT<br>LEVEL |
|--|-----------------|----------|--------------|--------|------------------------|---------------|---------------------------------|--------------|
| CLAREMONT WS   | 1590100         | RICHLAND | Acid         | ADJ    | /80                    | 255           |                                 | 1.0          |
| TOTAL POPULATION SERVED BY SOURCE WATER SYSTEM - - - - - |                 |          |              |        |                        | 255           |                                 |              |
| CLARENDON HILLS WS                                       | 0430250         | DU PAGE  | Acid         | ADJ    | 07/59                  | 6857          |                                 | 1.0          |
| TOTAL POPULATION SERVED BY SOURCE WATER SYSTEM - - - - - |                 |          |              |        |                        | 6857          |                                 |              |
| CLARENDON WC   | 0435300         | DU PAGE  | Acid         | ADJ    | /65                    | 2000          |                                 | 1.0          |
| TOTAL POPULATION SERVED BY SOURCE WATER SYSTEM - - - - - |                 |          |              |        |                        | 2000          |                                 |              |
| CLAY CITY WS   | 0250050         | CLAY     | Acid         | ADJ    | /69                    | 1038          |                                 | 1.0          |
| SAILOR SPRINGS   | 0250250         | CLAY     |              | CONS   |                        | 150           |                                 |              |
| TOTAL POPULATION SERVED BY SOURCE WATER SYSTEM - - - - - |                 |          |              |        |                        | 1188          |                                 |              |
| CLAYTON-CAMP PT W COMM                                   | 0015200         | ADAMS    | Acid         | ADJ    | /78                    | 210           |                                 | 1.0          |
| ADAMS CO PWD   | 0015150         | ADAMS    |              | CONS   |                        | 600           |                                 |              |
| AUGUSTA  | 0670050         | HANCOCK  |              | CONS   |                        | 740           |                                 |              |
| CAMDEN-LITTLETON WC                                      | 1695100         | SCHUYLER |              | CONS   |                        | 640           |                                 |              |
| CAMP POINT   | 0010050         | ADAMS    |              | CONS   |                        | 1200          |                                 |              |
| CLAYTON  | 0010100         | ADAMS    |              | CONS   |                        | 889           |                                 |              |
| GOLDEN   | 0010250         | ADAMS    |              | CONS   |                        | 515           |                                 |              |
| LIBERTY  | 0010350         | ADAMS    |              | CONS   |                        | 500           |                                 |              |
| MOUNT STERLING WS  | 0090100         | BROWN    |              | CONS   |                        | 2448          |                                 |              |
| RIPLEY   | 0090150         | BROWN    |              | CONS   |                        | 150           |                                 |              |
| TOTAL POPULATION SERVED BY SOURCE WATER SYSTEM - - - - - |                 |          |              |        |                        | 7892          |                                 |              |
| CLEAR WATER SERV CORP                                    | 0295100         | COLES    | NaF          | ADJ    | /78                    | 1500          |                                 | 1.0          |
| LAKE MATTOON PWD   | 0295250         | COLES    |              | CONS   |                        | 600           |                                 |              |
| LERNA  | 0290200         | COLES    |              | CONS   |                        | 300           |                                 |              |
| TOTAL POPULATION SERVED BY SOURCE WATER SYSTEM - - - - - |                 |          |              |        |                        | 2400          |                                 |              |
| CLEARVIEW SUBDIVISION                                    | 1975360         | WILL     | Acid         | ADJ    | /20                    | 420           |                                 | 1.0          |
| TOTAL POPULATION SERVED BY SOURCE WATER SYSTEM - - - - - |                 |          |              |        |                        | 420           |                                 |              |
| CLIFTON WS   | 0750250         | IROQUOIS | NaF          | ADJ    | /70                    | 1390          |                                 | 1.0          |
| TOTAL POPULATION SERVED BY SOURCE WATER SYSTEM - - - - - |                 |          |              |        |                        | 1390          |                                 |              |
| CLINTON WS   | 0390050         | DE WITT  | Acid         | ADJ    | /70                    | 8014          |                                 | 1.0          |
| TOTAL POPULATION SERVED BY SOURCE WATER SYSTEM - - - - - |                 |          |              |        |                        | 8014          |                                 |              |

POPULATION SERVED FLUORIDATED DRINKING WATER BY SOURCE SYSTEM,  
CONSECUTIVE SYSTEM, AND COUNTY WITHIN STATE (AS OF 12/31/85)

## ILLINOIS

| WATER SYSTEM and<br>CONSECUTIVE SYSTEMS SERVED           | EPA<br>ID<br>NO | COUNTY      | CHEM<br>USED | STATUS | FLUOR<br>START<br>DATE | POP<br>SERVED | NATURAL SYSTEMS |              |
|--|-----------------|-------------|--------------|--------|------------------------|---------------|-----------------|--------------|
|  |                 |             |              |        |                        |               | NAT<br>LEVEL    | OPT<br>LEVEL |
| COAL CITY WS   | 0630200         | GRUNDY      |              | NATL   |                        | 4112          | 0.8             |              |
| EILEEN WS  | 0630350         | GRUNDY      |              | CONS   |                        | 569           |                 |              |
| TOTAL POPULATION SERVED BY SOURCE WATER SYSTEM - - - - - |                 |             |              |        |                        | 4681          |                 |              |
| COAL VALLEY WS   | 1614260         | ROCK ISLAND | Acid         | ADJ    | /68                    | 3800          |                 | 1.0          |
| TOTAL POPULATION SERVED BY SOURCE WATER SYSTEM - - - - - |                 |             |              |        |                        | 3800          |                 |              |
| COBDEN WS  | 1810150         | UNION       | Acid         | ADJ    | 11/70                  | 1300          |                 | 1.0          |
| TOTAL POPULATION SERVED BY SOURCE WATER SYSTEM - - - - - |                 |             |              |        |                        | 1300          |                 |              |
| COLCHESTER WS  | 1090200         | MCDONOUGH   | Acid         | ADJ    | 08/71                  | 1729          |                 | 1.0          |
| TOTAL POPULATION SERVED BY SOURCE WATER SYSTEM - - - - - |                 |             |              |        |                        | 1729          |                 |              |
| COLFAX WS  | 1130350         | MCLEAN      | Acid         | ADJ    | 10/68                  | 920           |                 | 1.0          |
| TOTAL POPULATION SERVED BY SOURCE WATER SYSTEM - - - - - |                 |             |              |        |                        | 920           |                 |              |
| COLLEGE VIEW SUBD  | 1975400         | WILL        | Acid         | ADJ    | /57                    | 665           |                 | 1.0          |
| TOTAL POPULATION SERVED BY SOURCE WATER SYSTEM - - - - - |                 |             |              |        |                        | 665           |                 |              |
| COLLINSVILLE WS  | 1194280         | MADISON     | NaSiF6       | ADJ    | 12/68                  | 23700         |                 | 1.0          |
| TOTAL POPULATION SERVED BY SOURCE WATER SYSTEM - - - - - |                 |             |              |        |                        | 23700         |                 |              |
| COLONA WS  | 0730400         | HENRY       | Acid         | ADJ    | 04/71                  | 2172          |                 | 1.0          |
| TOTAL POPULATION SERVED BY SOURCE WATER SYSTEM - - - - - |                 |             |              |        |                        | 2172          |                 |              |
| COLONIAL MEADOWS SUBD                                    | 1135100         | MCLEAN      | Acid         | ADJ    | /62                    | 275           |                 | 1.0          |
| TOTAL POPULATION SERVED BY SOURCE WATER SYSTEM - - - - - |                 |             |              |        |                        | 275           |                 |              |
| COMMUNITY SERV CORP                                      | 1115350         | MCHENRY     | Acid         | ADJ    | /56                    | 714           |                 | 1.0          |
| TOTAL POPULATION SERVED BY SOURCE WATER SYSTEM - - - - - |                 |             |              |        |                        | 714           |                 |              |
| COMPTON WS   | 1030150         | LEE         | Acid         | ADJ    | /70                    | 376           |                 | 1.0          |
| TOTAL POPULATION SERVED BY SOURCE WATER SYSTEM - - - - - |                 |             |              |        |                        | 376           |                 |              |
| CONCORD TERRACE SUBD                                     | 0315200         | COOK        |              | NATL   |                        | 150           | 0.7             |              |
| TOTAL POPULATION SERVED BY SOURCE WATER SYSTEM - - - - - |                 |             |              |        |                        | 150           |                 |              |

POPULATION SERVED FLUORIDATED DRINKING WATER BY SOURCE SYSTEM,  
CONSECUTIVE SYSTEM, AND COUNTY WITHIN STATE (AS OF 12/31/85)

ILLINOIS

| WATER SYSTEM and<br>CONSECUTIVE SYSTEMS SERVED           | EPA<br>ID<br>NO | COUNTY      | CHEM<br>USED | STATUS | FLUOR<br>START<br>DATE | POP<br>SERVED | NATURAL SYSTEMS<br>NAT<br>LEVEL | OPT<br>LEVEL |
|--|-----------------|-------------|--------------|--------|------------------------|---------------|---------------------------------|--------------|
| CONGERVILLE WS   | 2030100         | WOODFORD    | Acid         | ADJ    | /68                    | 373           |                                 | 1.0          |
| TOTAL POPULATION SERVED BY SOURCE WATER SYSTEM - - - - - |                 |             |              |        |                        | 373           |                                 |              |
| CONNER APTS  | 1015190         | WINNEBAGO   | Acid         | ADJ    | /78                    | 60            |                                 | 1.0          |
| TOTAL POPULATION SERVED BY SOURCE WATER SYSTEM - - - - - |                 |             |              |        |                        | 60            |                                 |              |
| COOKS MILLS WATER ASSN                                   | 0295200         | COLES       | Acid         | ADJ    | /79                    | 300           |                                 | 1.0          |
| TOTAL POPULATION SERVED BY SOURCE WATER SYSTEM - - - - - |                 |             |              |        |                        | 300           |                                 |              |
| COOKSVILLE WS  | 1130400         | MCLEAN      |              | NATL   |                        | 259           | 1.2                             |              |
| TOTAL POPULATION SERVED BY SOURCE WATER SYSTEM - - - - - |                 |             |              |        |                        | 259           |                                 |              |
| CORDOVA WS   | 1610150         | ROCK ISLAND | Acid         | ADJ    | /68                    | 697           |                                 | 1.0          |
| TOTAL POPULATION SERVED BY SOURCE WATER SYSTEM - - - - - |                 |             |              |        |                        | 697           |                                 |              |
| CORNELL WS   | 1050150         | LIVINGSTON  |              | NATL   |                        | 603           | 0.9                             |              |
| TOTAL POPULATION SERVED BY SOURCE WATER SYSTEM - - - - - |                 |             |              |        |                        | 603           |                                 |              |
| COULTERVILLE WS  | 1570150         | RANDOLPH    | Acid         | ADJ    | 12/69                  | 1620          |                                 | 1.0          |
| TOTAL POPULATION SERVED BY SOURCE WATER SYSTEM - - - - - |                 |             |              |        |                        | 1620          |                                 |              |
| COUNTRY CLUB EST SUBD                                    | 0735700         | HENRY       |              | NATL   |                        | 50            | 1.9                             |              |
| TOTAL POPULATION SERVED BY SOURCE WATER SYSTEM - - - - - |                 |             |              |        |                        | 50            |                                 |              |
| COUNTRY ESTATES SUBD                                     | 0735050         | HENRY       | Acid         | ADJ    | /64                    | 225           |                                 | 1.0          |
| TOTAL POPULATION SERVED BY SOURCE WATER SYSTEM - - - - - |                 |             |              |        |                        | 225           |                                 |              |
| COUNTRY VIEW ESTATE SUBD                                 | 1415220         | OGLE        | Acid         | ADJ    | /73                    | 50            |                                 | 1.0          |
| TOTAL POPULATION SERVED BY SOURCE WATER SYSTEM - - - - - |                 |             |              |        |                        | 50            |                                 |              |
| COUNTRYSIDE LAKE SUBD                                    | 0975200         | LAKE        |              | NATL   |                        | 154           | 1.3                             |              |
| TOTAL POPULATION SERVED BY SOURCE WATER SYSTEM - - - - - |                 |             |              |        |                        | 154           |                                 |              |
| COUNTRYSIDE MANOR SUBD                                   | 0975250         | LAKE        |              | NATL   |                        | 1685          | 0.9                             |              |
| TOTAL POPULATION SERVED BY SOURCE WATER SYSTEM - - - - - |                 |             |              |        |                        | 1685          |                                 |              |

POPULATION SERVED FLUORIDATED DRINKING WATER BY SOURCE SYSTEM,  
CONSECUTIVE SYSTEM, AND COUNTY WITHIN STATE (AS OF 12/31/85)

## ILLINOIS

| WATER SYSTEM and<br>CONSECUTIVE SYSTEMS SERVED           | EPA<br>ID<br>NO | COUNTY      | CHEM<br>USED | STATUS | FLUOR<br>START<br>DATE | POP<br>SERVED | NATURAL SYSTEMS<br>NAT<br>LEVEL | OPT<br>LEVEL |
|--|-----------------|-------------|--------------|--------|------------------------|---------------|---------------------------------|--------------|
| COUNTY LINE WC   | 0315100         | COOK        | Acid         | ADJ    | /63                    | 300           |                                 | 1.0          |
| TOTAL POPULATION SERVED BY SOURCE WATER SYSTEM - - - - - |                 |             |              |        |                        | 300           |                                 |              |
| COVENTRY CREEK SUBD                                      | 2015160         | WINNEBAGO   | Acid         | ADJ    | /75                    | 388           |                                 | 1.0          |
| TOTAL POPULATION SERVED BY SOURCE WATER SYSTEM - - - - - |                 |             |              |        |                        | 388           |                                 |              |
| COVENTRY HILL EAST SUBD                                  | 2015150         | WINNEBAGO   | Acid         | ADJ    | /73                    | 640           |                                 | 1.0          |
| TOTAL POPULATION SERVED BY SOURCE WATER SYSTEM - - - - - |                 |             |              |        |                        | 640           |                                 |              |
| COWDEN WS  | 1730050         | SHELBY      | NaF          | ADJ    | 11/68                  | 623           |                                 | 1.0          |
| TOTAL POPULATION SERVED BY SOURCE WATER SYSTEM - - - - - |                 |             |              |        |                        | 623           |                                 |              |
| COYNE CENTER WS  | 1615150         | ROCK ISLAND | Acid         | ADJ    | 11/70                  | 156           |                                 | 1.0          |
| TOTAL POPULATION SERVED BY SOURCE WATER SYSTEM - - - - - |                 |             |              |        |                        | 156           |                                 |              |
| CRESCENT CITY WS   | 0750300         | IROQUOIS    | NaF          | ADJ    | /70                    | 641           |                                 | 1.0          |
| TOTAL POPULATION SERVED BY SOURCE WATER SYSTEM - - - - - |                 |             |              |        |                        | 641           |                                 |              |
| CREST HILL WS  | 1970250         | WILL        | Acid         | ADJ    | 12/68                  | 9252          |                                 | 1.0          |
| TOTAL POPULATION SERVED BY SOURCE WATER SYSTEM - - - - - |                 |             |              |        |                        | 9252          |                                 |              |
| CRESTON WS   | 1410150         | OGLE        | Acid         | ADJ    | 08/68                  | 527           |                                 | 1.0          |
| TOTAL POPULATION SERVED BY SOURCE WATER SYSTEM - - - - - |                 |             |              |        |                        | 527           |                                 |              |
| CRESTWICK HEIGHTS SUBD                                   | 1135120         | MCLEAN      | Acid         | ADJ    | /78                    | 50            |                                 | 1.0          |
| TOTAL POPULATION SERVED BY SOURCE WATER SYSTEM - - - - - |                 |             |              |        |                        | 50            |                                 |              |
| CRETE WS   | 1970300         | WILL        | Acid         | ADJ    | 03/69                  | 5417          |                                 | 1.0          |
| TOTAL POPULATION SERVED BY SOURCE WATER SYSTEM - - - - - |                 |             |              |        |                        | 5417          |                                 |              |
| CREVE COEUR WS   | 1790100         | TAZEWELL    | NaF          | ADJ    | /70                    | 6851          |                                 | 1.0          |
| TOTAL POPULATION SERVED BY SOURCE WATER SYSTEM - - - - - |                 |             |              |        |                        | 6851          |                                 |              |
| CROPPER'S 1,4,5  | 1615250         | ROCK ISLAND | Acid         | ADJ    | /48                    | 630           |                                 | 1.0          |
| TOTAL POPULATION SERVED BY SOURCE WATER SYSTEM - - - - - |                 |             |              |        |                        | 630           |                                 |              |

POPULATION SERVED FLUORIDATED DRINKING WATER BY SOURCE SYSTEM,  
CONSECUTIVE SYSTEM, AND COUNTY WITHIN STATE (AS OF 12/31/85)

# ILLINOIS

| WATER SYSTEM and<br>CONSECUTIVE SYSTEMS SERVED           | EPA<br>ID<br>NO | COUNTY      | CHEM<br>USED | STATUS | FLUOR<br>START<br>DATE | POP<br>SERVED | NATURAL SYSTEMS<br>NAT OPT<br>LEVEL LEVEL |
|--|-----------------|-------------|--------------|--------|------------------------|---------------|---|
| CROPPERS 2, 3  | 1615200         | ROCK ISLAND | Acid         | ADJ    | /52                    | 52            | 1.0                                       |
| TOTAL POPULATION SERVED BY SOURCE WATER SYSTEM - - - - - |                 |             |              |        |                        | 52            |   |
| CROPSY COMMUNITY WATER SUBD                              | 1135150         | MCLEAN      |              | NATL   |                        | 70            | 0.9                                       |
| TOTAL POPULATION SERVED BY SOURCE WATER SYSTEM - - - - - |                 |             |              |        |                        | 70            |   |
| CROSSVILLE WS  | 1930150         | WHITE       | NaF          | ADJ    | 01/71                  | 944           | 1.0                                       |
| TOTAL POPULATION SERVED BY SOURCE WATER SYSTEM - - - - - |                 |             |              |        |                        | 944           |   |
| CRYSTAL CLEAR WC   | 1115150         | MCHENRY     |              | NATL   |                        | 1026          | 1.2                                       |
| TOTAL POPULATION SERVED BY SOURCE WATER SYSTEM - - - - - |                 |             |              |        |                        | 1026          |   |
| CRYSTAL HEIGHTS ASSN                                     | 1115100         | MCHENRY     | NaSiF6       | ADJ    | /22                    | 117           | 1.0                                       |
| TOTAL POPULATION SERVED BY SOURCE WATER SYSTEM - - - - - |                 |             |              |        |                        | 117           |   |
| CRYSTAL LAKE WS  | 1110150         | MCHENRY     | Acid         | ADJ    | 09/66                  | 18590         | 1.0                                       |
| TOTAL POPULATION SERVED BY SOURCE WATER SYSTEM - - - - - |                 |             |              |        |                        | 18590         |   |
| CRYSTAL LAWN SUBD  | 1975480         | WILL        | NaF          | ADJ    | /59                    | 1400          | 1.0                                       |
| TOTAL POPULATION SERVED BY SOURCE WATER SYSTEM - - - - - |                 |             |              |        |                        | 1400          |   |
| CUBA WS  | 0570300         | FULTON      |              | NATL   |                        | 1648          | 2.4                                       |
| TOTAL POPULATION SERVED BY SOURCE WATER SYSTEM - - - - - |                 |             |              |        |                        | 1648          |   |
| CULLOM WS  | 1050200         | LIVINGSTON  | NaF          | ADJ    | 07/69                  | 608           | 1.0                                       |
| TOTAL POPULATION SERVED BY SOURCE WATER SYSTEM - - - - - |                 |             |              |        |                        | 608           |   |
| CURRAN-GARDNER FWD                                       | 1675350         | SANGAMON    | NaF          | ADJ    | /70                    | 4900          | 1.0                                       |
| TOTAL POPULATION SERVED BY SOURCE WATER SYSTEM - - - - - |                 |             |              |        |                        | 4900          |   |
| CUTLER   | 1450050         | PERRY       | Acid         | ADJ    | /70                    | 886           | 1.0                                       |
| TOTAL POPULATION SERVED BY SOURCE WATER SYSTEM - - - - - |                 |             |              |        |                        | 886           |   |
| DAKOTA WS  | 1770100         | STEPHENSON  | NaF          | ADJ    | /70                    | 571           | 1.0                                       |
| TOTAL POPULATION SERVED BY SOURCE WATER SYSTEM - - - - - |                 |             |              |        |                        | 571           |   |



POPULATION SERVED FLUORIDATED DRINKING WATER BY SOURCE SYSTEM,  
CONSECUTIVE SYSTEM, AND COUNTY WITHIN STATE (AS OF 12/31/85)

**ILLINOIS**

| WATER SYSTEM and<br>CONSECUTIVE SYSTEMS SERVED           | EPA<br>ID<br>NO | COUNTY     | CHEM<br>USED | STATUS | FLUOR<br>START<br>DATE | POP<br>SERVED | NATURAL SYSTEMS<br>NAT<br>LEVEL | OPT<br>LEVEL |
|--|-----------------|------------|--------------|--------|------------------------|---------------|---------------------------------|--------------|
| DALLAS CITY WS   | 0674300         | HANCOCK    | NaF          | ADJ    | /70                    | 1408          |                                 | 1.0          |
| TOTAL POPULATION SERVED BY SOURCE WATER SYSTEM - - - - - |                 |            |              |        |                        | 1408          |                                 |              |
| DALTON CITY WS   | 1390150         | MOULTRIE   | Acid         | ADJ    | 06/69                  | 574           |                                 | 1.0          |
| TOTAL POPULATION SERVED BY SOURCE WATER SYSTEM - - - - - |                 |            |              |        |                        | 574           |                                 |              |
| DALZELL WS   | 0110250         | BUREAU     | Acid         | ADJ    | 04/71                  | 824           |                                 | 1.0          |
| TOTAL POPULATION SERVED BY SOURCE WATER SYSTEM - - - - - |                 |            |              |        |                        | 824           |                                 |              |
| DAMIANSVILLE PWD   | 0275200         | CLINTON    | Acid         | ADJ    | /72                    | 392           |                                 | 1.0          |
| TOTAL POPULATION SERVED BY SOURCE WATER SYSTEM - - - - - |                 |            |              |        |                        | 392           |                                 |              |
| DANFORTH WS  | 0750350         | IROQUOIS   | Acid         | ADJ    | /68                    | 554           |                                 | 1.0          |
| TOTAL POPULATION SERVED BY SOURCE WATER SYSTEM - - - - - |                 |            |              |        |                        | 554           |                                 |              |
| DANVERS WS   | 1130450         | MCLEAN     | Acid         | ADJ    | 07/68                  | 921           |                                 | 1.0          |
| TOTAL POPULATION SERVED BY SOURCE WATER SYSTEM - - - - - |                 |            |              |        |                        | 921           |                                 |              |
| DARIEN WS  | 0430270         | DU PAGE    | Acid         | ADJ    | /66                    | 14968         |                                 | 1.0          |
| TOTAL POPULATION SERVED BY SOURCE WATER SYSTEM - - - - - |                 |            |              |        |                        | 14968         |                                 |              |
| DAVIS WS   | 1770150         | STEPHENSON | Acid         | ADJ    | /70                    | 560           |                                 | 1.0          |
| TOTAL POPULATION SERVED BY SOURCE WATER SYSTEM - - - - - |                 |            |              |        |                        | 560           |                                 |              |
| DAWSON WS  | 1670400         | SANGAMON   | Acid         | ADJ    | 12/67                  | 532           |                                 | 1.0          |
| TOTAL POPULATION SERVED BY SOURCE WATER SYSTEM - - - - - |                 |            |              |        |                        | 532           |                                 |              |
| DE KALB WS   | 0370100         | DE KALB    | Acid         | ADJ    | 03/67                  | 33099         |                                 | 1.0          |
| NORTHERN ILLINOIS UNIV                                   | 0375500         | DE KALB    |              | CONS   |                        | 8100          |                                 |              |
| TOTAL POPULATION SERVED BY SOURCE WATER SYSTEM - - - - - |                 |            |              |        |                        | 41199         |                                 |              |
| DE PUE WS  | 0110300         | BUREAU     |              | NATL   |                        | 1873          | 0.9                             |              |
| TOTAL POPULATION SERVED BY SOURCE WATER SYSTEM - - - - - |                 |            |              |        |                        | 1873          |                                 |              |
| DE WITT  | 0390100         | DE WITT    | Acid         | ADJ    | /82                    | 105           |                                 | 1.0          |
| TOTAL POPULATION SERVED BY SOURCE WATER SYSTEM - - - - - |                 |            |              |        |                        | 105           |                                 |              |

POPULATION SERVED FLUORIDATED DRINKING WATER BY SOURCE SYSTEM,  
CONSECUTIVE SYSTEM, AND COUNTY WITHIN STATE (AS OF 12/31/85)

# ILLINOIS

| WATER SYSTEM and<br>CONSECUTIVE SYSTEMS SERVED           | EPA<br>ID<br>NO | COUNTY    | CHEM<br>USED | STATUS | FLUOR<br>START<br>DATE | POP<br>SERVED | NATURAL SYSTEMS<br>NAT OPT<br>LEVEL LEVEL |
|--|-----------------|-----------|--------------|--------|------------------------|---------------|---|
| DECATUR WS   | 1150150         | MACON     | NaSiF6       | ADJ    | /68                    | 98644         | 1.0                                       |
| MT ZION  | 1150350         | MACON     |              | CONS   |                        | 4630          |   |
| TOTAL POPULATION SERVED BY SOURCE WATER SYSTEM - - - - - |                 |           |              |        |                        | 103274        |   |
| DEER CREEK WS  | 1794320         | TAZEWELL  | Acid         | ADJ    | 11/69                  | 765           | 1.0                                       |
| TOTAL POPULATION SERVED BY SOURCE WATER SYSTEM - - - - - |                 |           |              |        |                        | 765           |   |
| DEERING OAKS SUBD  | 1115200         | MCHENRY   | Acid         | ADJ    | /70                    | 75            | 1.0                                       |
| TOTAL POPULATION SERVED BY SOURCE WATER SYSTEM - - - - - |                 |           |              |        |                        | 75            |   |
| DELAND WS  | 1470200         | PIATT     | Acid         | ADJ    | /69                    | 509           | 1.0                                       |
| TOTAL POPULATION SERVED BY SOURCE WATER SYSTEM - - - - - |                 |           |              |        |                        | 509           |   |
| DELANAN WS   | 1790150         | TAZEWELL  | NaF          | ADJ    | 12/67                  | 1973          | 1.0                                       |
| TOTAL POPULATION SERVED BY SOURCE WATER SYSTEM - - - - - |                 |           |              |        |                        | 1973          |   |
| DERBY MEADOWS UTIL CORP                                  | 1975510         | WILL      | Acid         | ADJ    | /68                    | 3900          | 1.0                                       |
| TOTAL POPULATION SERVED BY SOURCE WATER SYSTEM - - - - - |                 |           |              |        |                        | 3900          |   |
| DEWEY  | 0195200         | CHAMPAIGN | NaF          | ADJ    | /70                    | 200           | 1.0                                       |
| TOTAL POPULATION SERVED BY SOURCE WATER SYSTEM - - - - - |                 |           |              |        |                        | 200           |   |
| DIAMOND WS   | 0630250         | GRUNDY    |              | NATL   |                        | 1550          | 0.9                                       |
| TOTAL POPULATION SERVED BY SOURCE WATER SYSTEM - - - - - |                 |           |              |        |                        | 1550          |   |
| DIETERICH  | 0490150         | EFFINGHAM | Acid         | ADJ    | /73                    | 600           | 1.0                                       |
| TOTAL POPULATION SERVED BY SOURCE WATER SYSTEM - - - - - |                 |           |              |        |                        | 600           |   |
| DIXIE DELLS  | 1977850         | WILL      | NaF          | ADJ    | /62                    | 578           | 1.0                                       |
| TOTAL POPULATION SERVED BY SOURCE WATER SYSTEM - - - - - |                 |           |              |        |                        | 578           |   |
| DIXIE ESTATES SUBD                                       | 1975520         | WILL      | NaF          | ADJ    | /59                    | 203           | 1.0                                       |
| TOTAL POPULATION SERVED BY SOURCE WATER SYSTEM - - - - - |                 |           |              |        |                        | 203           |   |
| DIXON DEVELOPMENTAL CIR                                  | 1035500         | LEE       | Acid         | ADJ    | /68                    | 2500          | 1.0                                       |
| TOTAL POPULATION SERVED BY SOURCE WATER SYSTEM - - - - - |                 |           |              |        |                        | 2500          |   |

POPULATION SERVED FLUORIDATED DRINKING WATER BY SOURCE SYSTEM,  
CONSECUTIVE SYSTEM, AND COUNTY WITHIN STATE (AS OF 12/31/85)

ILLINOIS

| WATER SYSTEM and<br>CONSECUTIVE SYSTEMS SERVED           | EPA<br>ID<br>NO | COUNTY      | CHEM<br>USED | STATUS | FLUOR<br>START<br>DATE | POP<br>SERVED | NATURAL<br>NAT<br>LEVEL | SYSTEMS<br>OPT<br>LEVEL |
|--|-----------------|-------------|--------------|--------|------------------------|---------------|-------------------------|-------------------------|
| DIXON WS   | 1030200         | LEE         | Acid         | ADJ    | 04/68                  | 15659         |                         | 1.0                     |
| TOTAL POPULATION SERVED BY SOURCE WATER SYSTEM - - - - - |                 |             |              |        |                        | 15659         |                         |                         |
| DOMESTIC UTIL SVC SUBD                                   | 0315350         | COOK        |              | NATL   |                        | 30000         |                         | 1.3                     |
| GOLF-GREENWOOD IMP ASSN                                  | 0315750         | COOK        |              | CONS   |                        | 200           |                         |                         |
| TOTAL POPULATION SERVED BY SOURCE WATER SYSTEM - - - - - |                 |             |              |        |                        | 30200         |                         |                         |
| DONGOLA WS   | 1810200         | UNION       | NaSiF6       | ADJ    | 07/68                  | 790           |                         | 1.0                     |
| TOTAL POPULATION SERVED BY SOURCE WATER SYSTEM - - - - - |                 |             |              |        |                        | 790           |                         |                         |
| DONNY BROOK ESTATES                                      | 0375150         | DE KALB     | Acid         | ADJ    | /76                    | 35            |                         | 1.0                     |
| TOTAL POPULATION SERVED BY SOURCE WATER SYSTEM - - - - - |                 |             |              |        |                        | 35            |                         |                         |
| DONOVAN WS   | 0750400         | IROQUOIS    | Acid         | ADJ    | 10/70                  | 301           |                         | 1.0                     |
| TOTAL POPULATION SERVED BY SOURCE WATER SYSTEM - - - - - |                 |             |              |        |                        | 301           |                         |                         |
| DOUGLAS WC   | 0415030         | DOUGLAS     | Acid         | ADJ    | /68                    | 5600          |                         | 1.0                     |
| EGYPTIAN TRAIL WC  | 0415150         | DOUGLAS     |              | CONS   |                        | 55            |                         |                         |
| TOTAL POPULATION SERVED BY SOURCE WATER SYSTEM - - - - - |                 |             |              |        |                        | 5655          |                         |                         |
| DOVER WS   | 0110350         | BUREAU      | Acid         | ADJ    | /68                    | 213           |                         | 1.0                     |
| TOTAL POPULATION SERVED BY SOURCE WATER SYSTEM - - - - - |                 |             |              |        |                        | 213           |                         |                         |
| DOWNERS GROVE WS   | 0430300         | DU PAGE     | Acid         | ADJ    | /67                    | 39274         |                         | 1.0                     |
| TOTAL POPULATION SERVED BY SOURCE WATER SYSTEM - - - - - |                 |             |              |        |                        | 39274         |                         |                         |
| DOWS WS  | 1130500         | MCLEAN      | Acid         | ADJ    | 11/69                  | 561           |                         | 1.0                     |
| TOTAL POPULATION SERVED BY SOURCE WATER SYSTEM - - - - - |                 |             |              |        |                        | 561           |                         |                         |
| DOYLES 1   | 1615260         | ROCK ISLAND | Acid         | ADJ    | /65                    | 35            |                         | 1.0                     |
| TOTAL POPULATION SERVED BY SOURCE WATER SYSTEM - - - - - |                 |             |              |        |                        | 35            |                         |                         |
| DUCK LAKE WOODS WA SUBD                                  | 0975380         | LAKE        | Acid         | ADJ    | /76                    | 125           |                         | 1.0                     |
| TOTAL POPULATION SERVED BY SOURCE WATER SYSTEM - - - - - |                 |             |              |        |                        | 125           |                         |                         |
| DUNLAP WC  | 0235100         | CLARK       | Acid         | ADJ    | /73                    | 85            |                         | 1.0                     |
| TOTAL POPULATION SERVED BY SOURCE WATER SYSTEM - - - - - |                 |             |              |        |                        | 85            |                         |                         |

POPULATION SERVED FLUORIDATED DRINKING WATER BY SOURCE SYSTEM,  
CONSECUTIVE SYSTEM, AND COUNTY WITHIN STATE (AS OF 12/31/85)

ILLINOIS

| WATER SYSTEM and<br>CONSECUTIVE SYSTEMS SERVED           | EPA<br>ID<br>NO | COUNTY     | CHEM<br>USED | STATUS | FLUOR<br>START<br>DATE | POP<br>SERVED | NATURAL SYSTEMS<br>NAT<br>LEVEL | OPT<br>LEVEL |
|--|-----------------|------------|--------------|--------|------------------------|---------------|---------------------------------|--------------|
| DUNLAP WS  | 1430250         | PEORIA     |              | NATL   |                        | 856           | 1.0                             |              |
| TOTAL POPULATION SERVED BY SOURCE WATER SYSTEM - - - - - |                 |            |              |        |                        | 856           |                                 |              |
| DURAND WS  | 2010100         | WINNEBAGO  | Acid         | ADJ    | /68                    | 1073          |                                 | 1.0          |
| TOTAL POPULATION SERVED BY SOURCE WATER SYSTEM - - - - - |                 |            |              |        |                        | 1073          |                                 |              |
| DWIGHT CORR CTR  | 1055510         | LIVINGSTON |              | NATL   |                        | 500           | 1.3                             |              |
| FOX CHILDRENS CTR  | 1055520         | LIVINGSTON |              | CONS   |                        | 540           |                                 |              |
| TOTAL POPULATION SERVED BY SOURCE WATER SYSTEM - - - - - |                 |            |              |        |                        | 1040          |                                 |              |
| DWIGHT WS  | 1050250         | LIVINGSTON | Acid         | ADJ    | 05/68                  | 4146          |                                 | 1.0          |
| TOTAL POPULATION SERVED BY SOURCE WATER SYSTEM - - - - - |                 |            |              |        |                        | 4146          |                                 |              |
| E MORELAND WATER ASSN                                    | 1975600         | WILL       | Acid         | ADJ    | /30                    | 753           |                                 | 1.0          |
| TOTAL POPULATION SERVED BY SOURCE WATER SYSTEM - - - - - |                 |            |              |        |                        | 753           |                                 |              |
| E MORELAND WATER CORP                                    | 1975640         | WILL       | Acid         | ADJ    | /60                    | 115           |                                 | 1.0          |
| TOTAL POPULATION SERVED BY SOURCE WATER SYSTEM - - - - - |                 |            |              |        |                        | 115           |                                 |              |
| EARLVILLE WS   | 0990150         | LA SALLE   | Acid         | ADJ    | /70                    | 1382          |                                 | 1.0          |
| TOTAL POPULATION SERVED BY SOURCE WATER SYSTEM - - - - - |                 |            |              |        |                        | 1382          |                                 |              |
| EAST ALTON WS  | 1190200         | MADISON    | Acid         | ADJ    | 08/67                  | 7123          |                                 | 1.0          |
| TOTAL POPULATION SERVED BY SOURCE WATER SYSTEM - - - - - |                 |            |              |        |                        | 7123          |                                 |              |
| EAST CHICAGO HTS WS                                      | 0310720         | COOK       | Acid         | ADJ    | 04/71                  | 5347          |                                 | 1.0          |
| TOTAL POPULATION SERVED BY SOURCE WATER SYSTEM - - - - - |                 |            |              |        |                        | 5347          |                                 |              |
| EAST DUBUQUE WS  | 0850100         | JO DAVIESS | Acid         | ADJ    | 11/69                  | 2194          |                                 | 1.0          |
| TOTAL POPULATION SERVED BY SOURCE WATER SYSTEM - - - - - |                 |            |              |        |                        | 2194          |                                 |              |
| EAST DUNDEE WS   | 0890250         | KANE       | Acid         | ADJ    | 05/67                  | 2618          |                                 | 1.0          |
| TOTAL POPULATION SERVED BY SOURCE WATER SYSTEM - - - - - |                 |            |              |        |                        | 2618          |                                 |              |
| EAST LYNN COMM WS  | 1835200         | VERMILION  | Acid         | ADJ    | /72                    | 135           |                                 | 1.0          |
| TOTAL POPULATION SERVED BY SOURCE WATER SYSTEM - - - - - |                 |            |              |        |                        | 135           |                                 |              |

POPULATION SERVED FLUORIDATED DRINKING WATER BY SOURCE SYSTEM,  
CONSECUTIVE SYSTEM, AND COUNTY WITHIN STATE (AS OF 12/31/85)

# ILLINOIS

| WATER SYSTEM and<br>CONSECUTIVE SYSTEMS SERVED           | EPA<br>ID<br>NO | COUNTY      | CHEM<br>USED | STATUS | FLUOR<br>START<br>DATE | POP<br>SERVED | NATURAL SYSTEMS<br>NAT<br>LEVEL | OPT<br>LEVEL |
|--|-----------------|-------------|--------------|--------|------------------------|---------------|---------------------------------|--------------|
| EAST MOLINE WS   | 1610250         | ROCK ISLAND | Acid         | ADJ    | 01/70                  | 22000         |                                 | 1.0          |
| EAST MOLINE CORR CIR                                     | 1617120         | ROCK ISLAND |              | CONS   |                        | 400           |                                 |              |
| HAMPTON  | 1610300         | ROCK ISLAND |              | CONS   |                        | 1875          |                                 |              |
| TOTAL POPULATION SERVED BY SOURCE WATER SYSTEM - - - - - |                 |             |              |        |                        | 24275         |                                 |              |
| EAST PEORIA WS   | 1790200         | TAZEWELL    | Acid         | ADJ    | 01/71                  | 22385         |                                 | 1.0          |
| TOTAL POPULATION SERVED BY SOURCE WATER SYSTEM - - - - - |                 |             |              |        |                        | 22385         |                                 |              |
| EAST PORTAL WS   | 0735800         | HENRY       | Acid         | ADJ    | /73                    | 602           |                                 | 1.0          |
| TOTAL POPULATION SERVED BY SOURCE WATER SYSTEM - - - - - |                 |             |              |        |                        | 602           |                                 |              |
| EASTON WS  | 1250100         | MASON       | NaF          | ADJ    | 08/69                  | 342           |                                 | 1.0          |
| TOTAL POPULATION SERVED BY SOURCE WATER SYSTEM - - - - - |                 |             |              |        |                        | 342           |                                 |              |
| EASTWOOD MANOR WC  | 1115250         | MCHENRY     | Acid         | ADJ    | /55                    | 1050          |                                 | 1.0          |
| TOTAL POPULATION SERVED BY SOURCE WATER SYSTEM - - - - - |                 |             |              |        |                        | 1050          |                                 |              |
| EBERTS 2 (MILAN)   | 1615280         | ROCK ISLAND | Acid         | ADJ    | /75                    | 35            |                                 | 1.0          |
| TOTAL POPULATION SERVED BY SOURCE WATER SYSTEM - - - - - |                 |             |              |        |                        | 35            |                                 |              |
| EBERTS 3   | 1615330         | ROCK ISLAND | Acid         | ADJ    | /79                    | 116           |                                 | 1.0          |
| TOTAL POPULATION SERVED BY SOURCE WATER SYSTEM - - - - - |                 |             |              |        |                        | 116           |                                 |              |
| ECHO LAKE ROAD SUBD                                      | 0975820         | LAKE        | Acid         | ADJ    | /46                    | 50            |                                 | 1.0          |
| TOTAL POPULATION SERVED BY SOURCE WATER SYSTEM - - - - - |                 |             |              |        |                        | 50            |                                 |              |
| EDELSTEIN CO-OP  | 1435150         | PEORIA      |              | NATL   |                        | 115           | 2.1                             |              |
| TOTAL POPULATION SERVED BY SOURCE WATER SYSTEM - - - - - |                 |             |              |        |                        | 115           |                                 |              |
| EDGEWOOD WS  | 0490200         | EFFINGHAM   | Acid         | ADJ    | /68                    | 579           |                                 | 1.0          |
| MASON  | 0490300         | EFFINGHAM   |              | CONS   |                        | 350           |                                 |              |
| TOTAL POPULATION SERVED BY SOURCE WATER SYSTEM - - - - - |                 |             |              |        |                        | 929           |                                 |              |
| EDINBURG WS  | 0210150         | CHRISTIAN   | NaF          | ADJ    | /69                    | 1231          |                                 | 1.0          |
| TOTAL POPULATION SERVED BY SOURCE WATER SYSTEM - - - - - |                 |             |              |        |                        | 1231          |                                 |              |

POPULATION SERVED FLUORIDATED DRINKING WATER BY SOURCE SYSTEM,  
CONSECUTIVE SYSTEM, AND COUNTY WITHIN STATE (AS OF 12/31/85)

# ILLINOIS

| WATER SYSTEM and<br>CONSECUTIVE SYSTEMS SERVED           | EPA<br>ID<br>NO | COUNTY     | CHEM<br>USED | STATUS | FLUOR<br>START<br>DATE | POP<br>SERVED | NATURAL SYSTEMS<br>NAT OPT<br>LEVEL LEVEL |
|--|-----------------|------------|--------------|--------|------------------------|---------------|---|
| EDWARDSVILLE WS  | 1190250         | MADISON    | Acid         | ADJ    | /70                    | 12460         | 1.0                                       |
| NORTH EAST CENT PWD                                      | 1195280         | MADISON    |              | CONS   |                        | 1525          |   |
| SIU  | 1195550         | MADISON    |              | CONS   |                        | 10000         |   |
| TOTAL POPULATION SERVED BY SOURCE WATER SYSTEM - - - - - |                 |            |              |        |                        | 23985         |   |
| EFFINGHAM WS   | 0490250         | EFFINGHAM  | NaSiF6       | ADJ    | /95                    | 12250         | 1.0                                       |
| HEARTVILLE PWD   | 0495200         | EFFINGHAM  |              | CONS   |                        | 600           |   |
| LAKE SARA CO-OP  | 0495150         | EFFINGHAM  |              | CONS   |                        | 2000          |   |
| SNAKE TRAIL WATER ASSOC                                  | 0495350         | EFFINGHAM  |              | CONS   |                        | 90            |   |
| TOTAL POPULATION SERVED BY SOURCE WATER SYSTEM - - - - - |                 |            |              |        |                        | 14940         |   |
| EL PASO WS   | 2030150         | WOODFORD   | NaF          | ADJ    | 04/69                  | 2676          | 1.0                                       |
| TOTAL POPULATION SERVED BY SOURCE WATER SYSTEM - - - - - |                 |            |              |        |                        | 2676          |   |
| ELBURN WS  | 0890300         | KANE       |              | NATL   |                        | 1224          | 0.7                                       |
| TOTAL POPULATION SERVED BY SOURCE WATER SYSTEM - - - - - |                 |            |              |        |                        | 1224          |   |
| ELDORADO TERRACE SUBD                                    | 0915200         | KANKAKEE   |              | NATL   |                        | 250           | 0.9                                       |
| TOTAL POPULATION SERVED BY SOURCE WATER SYSTEM - - - - - |                 |            |              |        |                        | 250           |   |
| ELDRED WS  | 0610100         | GREENE     | Acid         | ADJ    | 12/69                  | 286           | 1.0                                       |
| TOTAL POPULATION SERVED BY SOURCE WATER SYSTEM - - - - - |                 |            |              |        |                        | 286           |   |
| ELGIN WS   | 0894380         | KANE       | Acid         | ADJ    | 08/67                  | 65000         | 1.0                                       |
| ELGIN MENTAL HEALTH CIR                                  | 0895910         | KANE       |              | CONS   |                        | 2100          |   |
| SLEEPY HOLLOW WC   | 0890750         | KANE       |              | CONS   |                        | 2014          |   |
| TOTAL POPULATION SERVED BY SOURCE WATER SYSTEM - - - - - |                 |            |              |        |                        | 69114         |   |
| ELIZABETH WS   | 0850150         | JO DAVIESS | Acid         | ADJ    | /70                    | 772           | 1.0                                       |
| TOTAL POPULATION SERVED BY SOURCE WATER SYSTEM - - - - - |                 |            |              |        |                        | 772           |   |
| ELIZABETHTOWN WS   | 0690100         | HARDIN     | NaF          | ADJ    | 11/58                  | 478           | 1.0                                       |
| TOTAL POPULATION SERVED BY SOURCE WATER SYSTEM - - - - - |                 |            |              |        |                        | 478           |   |
| ELK GROVE VILLAGE WS                                     | 0314400         | COOK       |              | NATL   |                        | 28907         | 1.0                                       |
| TOTAL POPULATION SERVED BY SOURCE WATER SYSTEM - - - - - |                 |            |              |        |                        | 28907         |   |

POPULATION SERVED FLUORIDATED DRINKING WATER BY SOURCE SYSTEM,  
 CONSECUTIVE SYSTEM, AND COUNTY WITHIN STATE (AS OF 12/31/85)

**ILLINOIS**

| WATER SYSTEM and<br>CONSECUTIVE SYSTEMS SERVED           | EPA<br>ID<br>NO | COUNTY     | CHEM<br>USED | STATUS | FLUOR<br>START<br>DATE | POP<br>SERVED | NATURAL SYSTEMS<br>NAT<br>LEVEL | OPT<br>LEVEL |
|--|-----------------|------------|--------------|--------|------------------------|---------------|---------------------------------|--------------|
| ELKHART CITY   | 1070150         | LOGAN      | NaF          | ADJ    | /70                    | 493           |                                 | 1.0          |
| TOTAL POPULATION SERVED BY SOURCE WATER SYSTEM - - - - - |                 |            |              |        |                        | 493           |                                 |              |
| ELLIOTT WS   | 0530050         | FORD       |              | NATL   |                        | 370           |                                 | 0.9          |
| TOTAL POPULATION SERVED BY SOURCE WATER SYSTEM - - - - - |                 |            |              |        |                        | 370           |                                 |              |
| ELLSWORTH WS   | 1130550         | MCLEAN     | Acid         | ADJ    | /70                    | 244           |                                 | 1.0          |
| TOTAL POPULATION SERVED BY SOURCE WATER SYSTEM - - - - - |                 |            |              |        |                        | 244           |                                 |              |
| ELMHURST WS  | 0430350         | DU PAGE    |              | NATL   |                        | 44251         |                                 | 1.5          |
| TOTAL POPULATION SERVED BY SOURCE WATER SYSTEM - - - - - |                 |            |              |        |                        | 44251         |                                 |              |
| ELMWOOD WS   | 1430300         | PEORIA     |              | NATL   |                        | 2117          |                                 | 3.4          |
| TOTAL POPULATION SERVED BY SOURCE WATER SYSTEM - - - - - |                 |            |              |        |                        | 2117          |                                 |              |
| ELWOOD WS  | 1970350         | WILL       | Acid         | ADJ    | 05/68                  | 814           |                                 | 1.0          |
| TOTAL POPULATION SERVED BY SOURCE WATER SYSTEM - - - - - |                 |            |              |        |                        | 814           |                                 |              |
| EMDEN WS   | 1070200         | LOGAN      | NaF          | ADJ    | /69                    | 527           |                                 | 1.0          |
| TOTAL POPULATION SERVED BY SOURCE WATER SYSTEM - - - - - |                 |            |              |        |                        | 527           |                                 |              |
| EMINGTON WS  | 1050300         | LIVINGSTON |              | NATL   |                        | 119           |                                 | 4.4          |
| TOTAL POPULATION SERVED BY SOURCE WATER SYSTEM - - - - - |                 |            |              |        |                        | 119           |                                 |              |
| ENFIELD WS   | 1930200         | WHITE      |              | NATL   |                        | 1490          |                                 | 4.5          |
| TOTAL POPULATION SERVED BY SOURCE WATER SYSTEM - - - - - |                 |            |              |        |                        | 1490          |                                 |              |
| EQUALITY WS  | 0590050         | GALLATIN   | Acid         | ADJ    | /70                    | 1225          |                                 | 1.0          |
| TOTAL POPULATION SERVED BY SOURCE WATER SYSTEM - - - - - |                 |            |              |        |                        | 1225          |                                 |              |
| ERIE WS  | 1950200         | WHITESIDE  | Acid         | ADJ    | /69                    | 1725          |                                 | 1.0          |
| TOTAL POPULATION SERVED BY SOURCE WATER SYSTEM - - - - - |                 |            |              |        |                        | 1725          |                                 |              |
| EUREKA WS  | 2030200         | WOODFORD   | Acid         | ADJ    | 11/60                  | 4306          |                                 | 1.0          |
| TOTAL POPULATION SERVED BY SOURCE WATER SYSTEM - - - - - |                 |            |              |        |                        | 4306          |                                 |              |

POPULATION SERVED FLUORIDATED DRINKING WATER BY SOURCE SYSTEM,  
 CONSECUTIVE SYSTEM, AND COUNTY WITHIN STATE (AS OF 12/31/85)

ILLINOIS

| WATER SYSTEM and<br>CONSECUTIVE SYSTEMS SERVED           | EPA<br>ID<br>NO | COUNTY      | CHEM<br>USED | STATUS | FLUOR<br>START<br>DATE | POP<br>SERVED | NATURAL SYSTEMS<br>NAT<br>LEVEL | OPT<br>LEVEL |
|--|-----------------|-------------|--------------|--------|------------------------|---------------|---------------------------------|--------------|
| EVANSTON WS  | 0310810         | COOK        | Acid         | ADJ    | 12/47                  | 79500         |                                 | 1.0          |
| SKOKIE   | 0312880         | COOK        |              | CONS   |                        | 60280         |                                 |              |
| TOTAL POPULATION SERVED BY SOURCE WATER SYSTEM - - - - - |                 |             |              |        |                        | 139780        |                                 |              |
| EVANSVILLE WS  | 1570250         | RANDOLPH    | NaSiF6       | ADJ    | 11/71                  | 1159          |                                 | 1.0          |
| ELLIS GROVE  | 1570200         | RANDOLPH    |              | CONS   |                        | 350           |                                 |              |
| TOTAL POPULATION SERVED BY SOURCE WATER SYSTEM - - - - - |                 |             |              |        |                        | 1509          |                                 |              |
| EVERGREEN VILLAGE SUBD                                   | 1615310         | ROCK ISLAND | Acid         | ADJ    | /74                    | 250           |                                 | 1.0          |
| TOTAL POPULATION SERVED BY SOURCE WATER SYSTEM - - - - - |                 |             |              |        |                        | 250           |                                 |              |
| FAHNSTOCK COURT SUBD                                     | 1435200         | PEORIA      | Acid         | ADJ    | /58                    | 35            |                                 | 1.0          |
| TOTAL POPULATION SERVED BY SOURCE WATER SYSTEM - - - - - |                 |             |              |        |                        | 35            |                                 |              |
| FAIR ACRES SUBD  | 1975680         | WILL        | NaF          | ADJ    | /24                    | 185           |                                 | 1.0          |
| TOTAL POPULATION SERVED BY SOURCE WATER SYSTEM - - - - - |                 |             |              |        |                        | 185           |                                 |              |
| FAIRACRES ASSN   | 1615350         | ROCK ISLAND | NaF          | ADJ    | /48                    | 220           |                                 | 1.0          |
| TOTAL POPULATION SERVED BY SOURCE WATER SYSTEM - - - - - |                 |             |              |        |                        | 220           |                                 |              |
| FAIRBURY WS  | 1050350         | LIVINGSTON  | NaF          | ADJ    | /70                    | 3544          |                                 | 1.0          |
| TOTAL POPULATION SERVED BY SOURCE WATER SYSTEM - - - - - |                 |             |              |        |                        | 3544          |                                 |              |
| FAIRFIELD WS   | 1910100         | WAYNE       | NaF          | ADJ    | /68                    | 7100          |                                 | 1.0          |
| BOYLESTON WC   | 1915050         | WAYNE       |              | CONS   |                        | 575           |                                 |              |
| GOLDEN GATE  | 1910150         | WAYNE       |              | CONS   |                        | 200           |                                 |              |
| NEW HOPE WC  | 1915100         | WAYNE       |              | CONS   |                        | 460           |                                 |              |
| TOTAL POPULATION SERVED BY SOURCE WATER SYSTEM - - - - - |                 |             |              |        |                        | 8335          |                                 |              |
| FAIRMOUNT WS   | 1830250         | VERMILION   | Acid         | ADJ    | /70                    | 851           |                                 | 1.0          |
| TOTAL POPULATION SERVED BY SOURCE WATER SYSTEM - - - - - |                 |             |              |        |                        | 851           |                                 |              |
| FAIRVIEW WS  | 0570450         | FULTON      |              | NATL   |                        | 594           | 2.6                             |              |
| TOTAL POPULATION SERVED BY SOURCE WATER SYSTEM - - - - - |                 |             |              |        |                        | 594           |                                 |              |
| FARINA   | 0510150         | FAYETTE     | Acid         | ADJ    | /68                    | 938           |                                 | 1.0          |
| TOTAL POPULATION SERVED BY SOURCE WATER SYSTEM - - - - - |                 |             |              |        |                        | 938           |                                 |              |



POPULATION SERVED FLUORIDATED DRINKING WATER BY SOURCE SYSTEM,  
CONSECUTIVE SYSTEM, AND COUNTY WITHIN STATE (AS OF 12/31/85)

# ILLINOIS

| WATER SYSTEM and<br>CONSECUTIVE SYSTEMS SERVED | EPA<br>ID<br>NO | COUNTY     | CHEM<br>USED | STATUS | FLUOR<br>START<br>DATE | POP<br>SERVED | NATURAL SYSTEMS |   |
|--|-----------------|------------|--------------|--------|------------------------|---------------|-----------------|---|
|  |                 |            |              |        |                        |               | NAT<br>LEVEL    | OPT<br>LEVEL  |
| FARM COLONY SUBD                               | 0935140         | KENDALL    |              |        | NATL                   | 50            | 0.9             |   |
|  |                 |            |              |        |                        |               |                 | TOTAL POPULATION SERVED BY SOURCE WATER SYSTEM - - - - - 50   |
| FARMER CITY WS                                 | 0390150         | DE WITT    | Acid         | ADJ    | /70                    | 2252          |                 | 1.0   |
|  |                 |            |              |        |                        |               |                 | TOTAL POPULATION SERVED BY SOURCE WATER SYSTEM - - - - - 2252 |
| FARMERSVILLE WS                                | 1350200         | MONTGOMERY | Acid         | ADJ    | /68                    | 686           |                 | 1.0   |
|  |                 |            |              |        |                        |               |                 | TOTAL POPULATION SERVED BY SOURCE WATER SYSTEM - - - - - 686  |
| FARMINGDALE UTIL CO                            | 0435370         | DU PAGE    | Acid         | ADJ    | /75                    | 1350          |                 | 1.0   |
|  |                 |            |              |        |                        |               |                 | TOTAL POPULATION SERVED BY SOURCE WATER SYSTEM - - - - - 1350 |
| FARMINGTON WS                                  | 0570500         | FULTON     |              |        | NATL                   | 3118          | 2.8             |   |
|  |                 |            |              |        |                        |               |                 | TOTAL POPULATION SERVED BY SOURCE WATER SYSTEM - - - - - 3118 |
| FAWN HILLS SUBD                                | 1435170         | PEORIA     | Acid         | ADJ    | /79                    | 30            |                 | 1.0   |
|  |                 |            |              |        |                        |               |                 | TOTAL POPULATION SERVED BY SOURCE WATER SYSTEM - - - - - 30   |
| FAYETTEVILLE WS                                | 1630550         | ST. CLAIR  | Acid         | ADJ    | /70                    | 385           |                 | 1.0   |
|  |                 |            |              |        |                        |               |                 | TOTAL POPULATION SERVED BY SOURCE WATER SYSTEM - - - - - 385  |
| FERSON CREEK SUBD                              | 0895800         | KANE       |              |        | NATL                   | 320           | 1.5             |   |
|  |                 |            |              |        |                        |               |                 | TOTAL POPULATION SERVED BY SOURCE WATER SYSTEM - - - - - 320  |
| FILLMORE WS                                    | 1350250         | MONTGOMERY | NaF          | ADJ    | 11/70                  | 350           |                 | 1.0   |
|  |                 |            |              |        |                        |               |                 | TOTAL POPULATION SERVED BY SOURCE WATER SYSTEM - - - - - 350  |
| FINDLAY  | 1730100         | SHELBY     | Acid         | ADJ    | 11/69                  | 868           |                 | 1.0   |
|  |                 |            |              |        |                        |               |                 | TOTAL POPULATION SERVED BY SOURCE WATER SYSTEM - - - - - 868  |
| FISHER WS                                      | 0190150         | CHAMPAIGN  | NaF          | ADJ    | 12/69                  | 1572          |                 | 1.0   |
|  |                 |            |              |        |                        |               |                 | TOTAL POPULATION SERVED BY SOURCE WATER SYSTEM - - - - - 1572 |
| FITHIAN  | 1830300         | VERMILION  | Acid         | ADJ    | /68                    | 550           |                 | 1.0   |
|  |                 |            |              |        |                        |               |                 | TOTAL POPULATION SERVED BY SOURCE WATER SYSTEM - - - - - 550  |

POPULATION SERVED FLUORIDATED DRINKING WATER BY SOURCE SYSTEM,  
CONSECUTIVE SYSTEM, AND COUNTY WITHIN STATE (AS OF 12/31/85)

**ILLINOIS**

| WATER SYSTEM and<br>CONSECUTIVE SYSTEMS SERVED | EPA<br>ID<br>NO    | COUNTY       | CHEM<br>USED | STATUS      | FLUOR<br>START<br>DATE | POP<br>SERVED | NATURAL SYSTEMS<br>NAT<br>LEVEL | OPT<br>LEVEL |
|--|--------------------|--------------|--------------|-------------|------------------------|---------------|---------------------------------|--------------|
| FITZSCHE SUBD                                  | 1115270            | MCHENRY      |              |             | NATL                   | 100           | 0.9                             |              |
| TOTAL POPULATION SERVED BY SOURCE WATER SYSTEM |                    |              |              |             |                        | 100           |                                 |              |
| FLANAGAN WS                                    | 1050400            | LIVINGSTON   | NaF          | ADJ         | /69                    | 978           |                                 | 1.0          |
| TOTAL POPULATION SERVED BY SOURCE WATER SYSTEM |                    |              |              |             |                        | 978           |                                 |              |
| FLAT ROCK WS                                   | 0330050            | CRAWFORD     | NaF          | ADJ         | 07/69                  | 493           |                                 | 1.0          |
| TOTAL POPULATION SERVED BY SOURCE WATER SYSTEM |                    |              |              |             |                        | 493           |                                 |              |
| FLORA WS<br>XENIA                              | 0250100<br>0250300 | CLAY<br>CLAY | NaSiF6       | ADJ<br>CONS | 04/69                  | 7875<br>90    |                                 | 1.0          |
| TOTAL POPULATION SERVED BY SOURCE WATER SYSTEM |                    |              |              |             |                        | 7965          |                                 |              |
| FLOSSMOOR WS                                   | 0310870            | COOK         | Acid         | ADJ         | 12/70                  | 8423          |                                 | 1.0          |
| TOTAL POPULATION SERVED BY SOURCE WATER SYSTEM |                    |              |              |             |                        | 8423          |                                 |              |
| FORREST LAKE SUBD                              | 0975500            | LAKE         | Acid         | ADJ         | /77                    | 2260          |                                 | 1.0          |
| TOTAL POPULATION SERVED BY SOURCE WATER SYSTEM |                    |              |              |             |                        | 2260          |                                 |              |
| FORREST WS                                     | 1050450            | LIVINGSTON   | NaF          | ADJ         | /70                    | 1246          |                                 | 1.0          |
| TOTAL POPULATION SERVED BY SOURCE WATER SYSTEM |                    |              |              |             |                        | 1246          |                                 |              |
| FORRESTON WS                                   | 1410200            | OGLE         | Acid         | ADJ         | /70                    | 1384          |                                 | 1.0          |
| TOTAL POPULATION SERVED BY SOURCE WATER SYSTEM |                    |              |              |             |                        | 1384          |                                 |              |
| FORSYTH WS                                     | 1150200            | MACON        | Acid         | ADJ         | 12/68                  | 1072          |                                 | 1.0          |
| TOTAL POPULATION SERVED BY SOURCE WATER SYSTEM |                    |              |              |             |                        | 1072          |                                 |              |
| FORT SHERIDAN                                  | 0975637            | LAKE         | Acid         | ADJ         | /68                    | 4000          |                                 | 1.0          |
| TOTAL POPULATION SERVED BY SOURCE WATER SYSTEM |                    |              |              |             |                        | 4000          |                                 |              |
| FOUR LAKES SUBD                                | 0995110            | LA SALLE     | Acid         | ADJ         | /76                    | 32            |                                 | 1.0          |
| TOTAL POPULATION SERVED BY SOURCE WATER SYSTEM |                    |              |              |             |                        | 32            |                                 |              |
| FOX CREEK FARMS WC                             | 1435750            | PEORIA       |              |             | NATL                   | 200           |                                 | 1.9          |
| TOTAL POPULATION SERVED BY SOURCE WATER SYSTEM |                    |              |              |             |                        | 200           |                                 |              |

POPULATION SERVED FLUORIDATED DRINKING WATER BY SOURCE SYSTEM,  
CONSECUTIVE SYSTEM, AND COUNTY WITHIN STATE (AS OF 12/31/85)

# ILLINOIS

| WATER SYSTEM and<br>CONSECUTIVE SYSTEMS SERVED           | EPA<br>ID<br>NO | COUNTY     | CHEM<br>USED | STATUS | FLUOR<br>START<br>DATE | POP<br>SERVED | NATURAL SYSTEMS<br>NAT OPT<br>LEVEL LEVEL |
|--|-----------------|------------|--------------|--------|------------------------|---------------|---|
| FOX LAKE HILLS SUBD                                      | 0975550         | LAKE       |              |        | NATL                   | 2048          | 1.4                                       |
| TOTAL POPULATION SERVED BY SOURCE WATER SYSTEM - - - - - |                 |            |              |        |                        | 2048          |   |
| FOX LAKE UTIL CO SUBD                                    | 0975780         | LAKE       | Acid         | ADJ    | /72                    | 1500          | 1.0                                       |
| TOTAL POPULATION SERVED BY SOURCE WATER SYSTEM - - - - - |                 |            |              |        |                        | 1500          |   |
| FOX LAKE WS  | 0970200         | LAKE       | Acid         | ADJ    | 11/69                  | 6831          | 1.0                                       |
| TOTAL POPULATION SERVED BY SOURCE WATER SYSTEM - - - - - |                 |            |              |        |                        | 6831          |   |
| FOX LAWN SUBDIVISION                                     | 0935150         | KENDALL    | Acid         | ADJ    | /68                    | 150           | 1.0                                       |
| TOTAL POPULATION SERVED BY SOURCE WATER SYSTEM - - - - - |                 |            |              |        |                        | 150           |   |
| FOX RIVER GROVE WS                                       | 1110200         | MCHENRY    | Acid         | ADJ    | 04/68                  | 2515          | 1.0                                       |
| TOTAL POPULATION SERVED BY SOURCE WATER SYSTEM - - - - - |                 |            |              |        |                        | 2515          |   |
| FRANKFORT SQUARE SUBD                                    | 1975270         | WILL       | Acid         | ADJ    | /71                    | 4690          | 1.0                                       |
| TOTAL POPULATION SERVED BY SOURCE WATER SYSTEM - - - - - |                 |            |              |        |                        | 4690          |   |
| FRANKFORT WS   | 1970400         | WILL       | Acid         | ADJ    | 11/67                  | 4357          | 1.0                                       |
| TOTAL POPULATION SERVED BY SOURCE WATER SYSTEM - - - - - |                 |            |              |        |                        | 4357          |   |
| FRANKLIN GROVE   | 1030250         | LEE        | Acid         | ADJ    | 07/62                  | 965           | 1.0                                       |
| TOTAL POPULATION SERVED BY SOURCE WATER SYSTEM - - - - - |                 |            |              |        |                        | 965           |   |
| FREEPORT WS  | 1770200         | STEPHENSON | Acid         | ADJ    | /66                    | 26406         | 1.0                                       |
| TOTAL POPULATION SERVED BY SOURCE WATER SYSTEM - - - - - |                 |            |              |        |                        | 26406         |   |
| FULTON WS  | 1950250         | WHITESIDE  | Acid         | ADJ    | 02/69                  | 3936          | 1.0                                       |
| TOTAL POPULATION SERVED BY SOURCE WATER SYSTEM - - - - - |                 |            |              |        |                        | 3936          |   |
| FYRE LAKE WC   | 1315050         | MERCER     | Acid         | ADJ    | /71                    | 400           | 1.0                                       |
| TOTAL POPULATION SERVED BY SOURCE WATER SYSTEM - - - - - |                 |            |              |        |                        | 400           |   |
| GALATTIN-WHITE WD  | 0595100         | GALATTN    | Acid         | ADJ    | /75                    | 1475          | 1.0                                       |
| TOTAL POPULATION SERVED BY SOURCE WATER SYSTEM - - - - - |                 |            |              |        |                        | 1475          |   |

POPULATION SERVED FLUORIDATED DRINKING WATER BY SOURCE SYSTEM,  
CONSECUTIVE SYSTEM, AND COUNTY WITHIN STATE (AS OF 12/31/85)

# ILLINOIS

| WATER SYSTEM and<br>CONSECUTIVE SYSTEMS SERVED           | EPA<br>ID<br>NO | COUNTY     | CHEM<br>USED | STATUS | FLUOR<br>START<br>DATE | POP<br>SERVED | NATURAL SYSTEMS<br>NAT OPT<br>LEVEL LEVEL |
|--|-----------------|------------|--------------|--------|------------------------|---------------|---|
| GALENA KNOLLS SUBD                                       | 1435300         | PEORIA     | Acid         | ADJ    | /75                    | 175           | 1.0                                       |
| TOTAL POPULATION SERVED BY SOURCE WATER SYSTEM - - - - - |                 |            |              |        |                        | 175           |   |
| GALENA TERRITORY UTIL INC                                | 1855050         | JO DAVIESS | Acid         | ADJ    | /76                    | 250           | 1.0                                       |
| TOTAL POPULATION SERVED BY SOURCE WATER SYSTEM - - - - - |                 |            |              |        |                        | 250           |   |
| GALENA WS  | 1850200         | JO DAVIESS | Acid         | ADJ    | 12/65                  | 3876          | 1.0                                       |
| TOTAL POPULATION SERVED BY SOURCE WATER SYSTEM - - - - - |                 |            |              |        |                        | 3876          |   |
| GALESBURG WS   | 0950200         | KNOX       | Acid         | ADJ    | 11/61                  | 37000         | 1.0                                       |
| EAST GALESBURG   | 0950150         | KNOX       |              | CONS   |                        | 975           |   |
| GALESBURG MENTAL HEA                                     | 0955500         | KNOX       |              | CONS   |                        | 2015          |   |
| TOTAL POPULATION SERVED BY SOURCE WATER SYSTEM - - - - - |                 |            |              |        |                        | 39990         |   |
| GALVA WS   | 0730450         | HENRY      |              | NATL   |                        | 3185          | 2.0                                       |
| TOTAL POPULATION SERVED BY SOURCE WATER SYSTEM - - - - - |                 |            |              |        |                        | 3185          |   |
| GARDNER WS   | 0630400         | GRUNDY     |              | NATL   |                        | 1322          | 1.3                                       |
| TOTAL POPULATION SERVED BY SOURCE WATER SYSTEM - - - - - |                 |            |              |        |                        | 1322          |   |
| GENESEO HILLS SUBD                                       | 0735600         | HENRY      | Acid         | ADJ    | /73                    | 252           | 1.0                                       |
| TOTAL POPULATION SERVED BY SOURCE WATER SYSTEM - - - - - |                 |            |              |        |                        | 252           |   |
| GENESEO WS   | 0730500         | HENRY      | Acid         | ADJ    | 12/54                  | 6373          | 1.0                                       |
| TOTAL POPULATION SERVED BY SOURCE WATER SYSTEM - - - - - |                 |            |              |        |                        | 6373          |   |
| GENEVA WS  | 0890350         | KANE       |              | NATL   |                        | 9881          | 1.3                                       |
| TOTAL POPULATION SERVED BY SOURCE WATER SYSTEM - - - - - |                 |            |              |        |                        | 9881          |   |
| GENOA WS   | 0370150         | DE KALB    | Acid         | ADJ    | /69                    | 3276          | 1.0                                       |
| TOTAL POPULATION SERVED BY SOURCE WATER SYSTEM - - - - - |                 |            |              |        |                        | 3276          |   |
| GEORGETOWN WS  | 1830350         | VERMILION  | NaSiF6       | ADJ    | 03/69                  | 4000          | 1.0                                       |
| OLIVET PWD   | 1855300         | VERMILION  |              | CONS   |                        | 200           |   |
| TOTAL POPULATION SERVED BY SOURCE WATER SYSTEM - - - - - |                 |            |              |        |                        | 4200          |   |

POPULATION SERVED FLUORIDATED DRINKING WATER BY SOURCE SYSTEM,  
CONSECUTIVE SYSTEM, AND COUNTY WITHIN STATE (AS OF 12/31/85)

# ILLINOIS

| WATER SYSTEM and<br>CONSECUTIVE SYSTEMS SERVED           | EPA<br>ID<br>NO | COUNTY     | CHEM<br>USED | STATUS | FLUOR<br>START<br>DATE | POP<br>SERVED | NATURAL SYSTEMS<br>NAT OPT<br>LEVEL LEVEL |
|--|-----------------|------------|--------------|--------|------------------------|---------------|---|
| GERMAN VALLEY WS   | 1770250         | STEPHENSON | Acid         | ADJ    | /68                    | 414           | 1.0                                       |
| TOTAL POPULATION SERVED BY SOURCE WATER SYSTEM - - - - - |                 |            |              |        |                        | 414           |   |
| GERMANTOWN WS  | 0270350         | CLINTON    | Acid         | ADJ    | 01/72                  | 1191          | 1.0                                       |
| TOTAL POPULATION SERVED BY SOURCE WATER SYSTEM - - - - - |                 |            |              |        |                        | 1191          |   |
| GIBSON CITY WS   | 0530100         | FORD       | Acid         | ADJ    | 11/68                  | 3800          | 1.0                                       |
| TOTAL POPULATION SERVED BY SOURCE WATER SYSTEM - - - - - |                 |            |              |        |                        | 3800          |   |
| GIFFORD WS   | 0190250         | CHAMPAIGN  | Acid         | ADJ    | 06/68                  | 848           | 1.0                                       |
| TOTAL POPULATION SERVED BY SOURCE WATER SYSTEM - - - - - |                 |            |              |        |                        | 848           |   |
| GILBERTS   | 0895100         | KANE       | Acid         | ADJ    | /79                    | 75            | 1.0                                       |
| TOTAL POPULATION SERVED BY SOURCE WATER SYSTEM - - - - - |                 |            |              |        |                        | 75            |   |
| GILLESPIE WS   | 1170400         | MACOUPIN   | NaSiF6       | ADJ    | 10/69                  | 3411          | 1.0                                       |
| BENLD  | 1170050         | MACOUPIN   |              | CONS   |                        | 1800          |   |
| WILSONVILLE  | 1171200         | MACOUPIN   |              | CONS   |                        | 700           |   |
| DORCHESTER   | 1170250         | MACOUPIN   |              | CONS   |                        | 600           |   |
| EAGERVILLE   | 1170300         | MACOUPIN   |              | CONS   |                        | 155           |   |
| MOUNT CLARE  | 1170650         | MACOUPIN   |              | CONS   |                        | 300           |   |
| SAWYERVILLE  | 1170850         | MACOUPIN   |              | CONS   |                        | 450           |   |
| TOTAL POPULATION SERVED BY SOURCE WATER SYSTEM - - - - - |                 |            |              |        |                        | 7416          |   |
| GILMAN WS  | 0750450         | IROQUOIS   | Acid         | ADJ    | /68                    | 1913          | 1.0                                       |
| TOTAL POPULATION SERVED BY SOURCE WATER SYSTEM - - - - - |                 |            |              |        |                        | 1913          |   |
| GLASFORD WS  | 0430350         | PEORIA     |              | NATL   |                        | 1201          | 2.8                                       |
| TOTAL POPULATION SERVED BY SOURCE WATER SYSTEM - - - - - |                 |            |              |        |                        | 1201          |   |
| GLEN CARBON WS   | 1190300         | MADISON    | Acid         | ADJ    | /70                    | 6000          | 1.0                                       |
| TOTAL POPULATION SERVED BY SOURCE WATER SYSTEM - - - - - |                 |            |              |        |                        | 6000          |   |
| GLEN ELLYN HGTS SUBD                                     | 0435500         | DU PAGE    | Acid         | ADJ    | /46                    | 2000          | 1.0                                       |
| TOTAL POPULATION SERVED BY SOURCE WATER SYSTEM - - - - - |                 |            |              |        |                        | 2000          |   |
| GLEN ELLYN WS  | 0430450         | DU PAGE    | Acid         | ADJ    | /70                    | 23649         | 1.0                                       |
| TOTAL POPULATION SERVED BY SOURCE WATER SYSTEM - - - - - |                 |            |              |        |                        | 23649         |   |

POPULATION SERVED FLUORIDATED DRINKING WATER BY SOURCE SYSTEM,  
CONSECUTIVE SYSTEM, AND COUNTY WITHIN STATE (AS OF 12/31/85)

**ILLINOIS**

| WATER SYSTEM and<br>CONSECUTIVE SYSTEMS SERVED           | EPA<br>ID<br>NO | COUNTY      | CHEM<br>USED | STATUS | FLUOR<br>START<br>DATE | POP<br>SERVED | NATURAL SYSTEMS<br>NAT<br>LEVEL | OPT<br>LEVEL |
|--|-----------------|-------------|--------------|--------|------------------------|---------------|---------------------------------|--------------|
| GLENCOE WS   | 0310990         | COOK        | NaSiF6       | ADJ    | 04/56                  | 9200          |                                 | 1.0          |
| TOTAL POPULATION SERVED BY SOURCE WATER SYSTEM - - - - - |                 |             |              |        |                        | 9200          |                                 |              |
| GLENDAL HEIGHTS WS                                       | 0430400         | DU PAGE     | Acid         | ADJ    | 05/68                  | 23163         |                                 | 1.0          |
| TOTAL POPULATION SERVED BY SOURCE WATER SYSTEM - - - - - |                 |             |              |        |                        | 23163         |                                 |              |
| GLENDAL SUBD   | 1615400         | ROCK ISLAND | Acid         | ADJ    | /55                    | 570           |                                 | 1.0          |
| TOTAL POPULATION SERVED BY SOURCE WATER SYSTEM - - - - - |                 |             |              |        |                        | 570           |                                 |              |
| GLORIANE ACRES WW CO                                     | 1795400         | TAZEWELL    | Acid         | ADJ    | /62                    | 200           |                                 | 1.0          |
| TOTAL POPULATION SERVED BY SOURCE WATER SYSTEM - - - - - |                 |             |              |        |                        | 200           |                                 |              |
| GOLCONDA WS  | 1510100         | POPE        | Acid         | ADJ    | /68                    | 960           |                                 | 1.0          |
| TOTAL POPULATION SERVED BY SOURCE WATER SYSTEM - - - - - |                 |             |              |        |                        | 960           |                                 |              |
| GOOD HOPE WS   | 1090250         | MCDONOUGH   | NaF          | ADJ    | /69                    | 457           |                                 | 1.0          |
| TOTAL POPULATION SERVED BY SOURCE WATER SYSTEM - - - - - |                 |             |              |        |                        | 457           |                                 |              |
| GOODFIELD WS   | 2034450         | WOODFORD    | Acid         | ADJ    | /69                    | 500           |                                 | 1.0          |
| TOTAL POPULATION SERVED BY SOURCE WATER SYSTEM - - - - - |                 |             |              |        |                        | 500           |                                 |              |
| GORHAM WS  | 0770350         | JACKSON     | Acid         | ADJ    | /70                    | 381           |                                 | 1.0          |
| TOTAL POPULATION SERVED BY SOURCE WATER SYSTEM - - - - - |                 |             |              |        |                        | 381           |                                 |              |
| GRAFTON WS   | 0830200         | JERSEY      | NaF          | ADJ    | /70                    | 1024          |                                 | 1.0          |
| TOTAL POPULATION SERVED BY SOURCE WATER SYSTEM - - - - - |                 |             |              |        |                        | 1024          |                                 |              |
| GRAND RIDGE WS   | 0990200         | LA SALLE    |              | NATL   |                        | 684           | 1.3                             |              |
| TOTAL POPULATION SERVED BY SOURCE WATER SYSTEM - - - - - |                 |             |              |        |                        | 684           |                                 |              |
| GRAND TOWER WS   | 0770400         | JACKSON     | Acid         | ADJ    | 03/72                  | 1085          |                                 | 1.0          |
| TOTAL POPULATION SERVED BY SOURCE WATER SYSTEM - - - - - |                 |             |              |        |                        | 1085          |                                 |              |
| GRANDWOOD PARK SUBD                                      | 0975600         | LAKE        |              | NATL   |                        | 2237          | 1.0                             |              |
| TOTAL POPULATION SERVED BY SOURCE WATER SYSTEM - - - - - |                 |             |              |        |                        | 2237          |                                 |              |

POPULATION SERVED FLUORIDATED DRINKING WATER BY SOURCE SYSTEM,  
CONSECUTIVE SYSTEM, AND COUNTY WITHIN STATE (AS OF 12/31/85)

# ILLINOIS

| WATER SYSTEM and<br>CONSECUTIVE SYSTEMS SERVED           | EPA<br>ID<br>NO. | COUNTY     | CHEM<br>USED | STATUS | FLUOR<br>START<br>DATE | POP<br>SERVED | NATURAL SYSTEMS<br>NAT<br>LEVEL | OPT<br>LEVEL |
|--|------------------|------------|--------------|--------|------------------------|---------------|---------------------------------|--------------|
| GRANT PARK WS  | 0910400          | KANKAKEE   | NaF          | ADJ    | /68                    | 1038          |                                 | 1.0          |
| TOTAL POPULATION SERVED BY SOURCE WATER SYSTEM - - - - - |                  |            |              |        |                        | 1038          |                                 |              |
| GRANVILLE WS   | 1550050          | PUTNAM     |              | NATL   |                        | 2135          | 1.2                             |              |
| MARK   | 1550250          | PUTNAM     |              | CONS   |                        | 400           |                                 |              |
| TOTAL POPULATION SERVED BY SOURCE WATER SYSTEM - - - - - |                  |            |              |        |                        | 2535          |                                 |              |
| GRAYSLAKE WS   | 0970250          | LAKE       |              | NATL   |                        | 5260          | 1.0                             |              |
| TOTAL POPULATION SERVED BY SOURCE WATER SYSTEM - - - - - |                  |            |              |        |                        | 5260          |                                 |              |
| GRAYVILLE WS   | 1934460          | WHITE      | Acid         | ADJ    | 12/69                  | 2313          |                                 | 1.0          |
| TOTAL POPULATION SERVED BY SOURCE WATER SYSTEM - - - - - |                  |            |              |        |                        | 2313          |                                 |              |
| GREEN ROCK WS  | 0730550          | HENRY      | Acid         | ADJ    | /68                    | 3324          |                                 | 1.0          |
| TOTAL POPULATION SERVED BY SOURCE WATER SYSTEM - - - - - |                  |            |              |        |                        | 3324          |                                 |              |
| GREEN VALLEY WS  | 1790250          | TAZEWELL   | Acid         | ADJ    | 12/70                  | 768           |                                 | 1.0          |
| TOTAL POPULATION SERVED BY SOURCE WATER SYSTEM - - - - - |                  |            |              |        |                        | 768           |                                 |              |
| GREENFIELD COMM WELL CO                                  | 1975760          | WILL       | Acid         | ADJ    | /30                    | 50            |                                 | 1.0          |
| TOTAL POPULATION SERVED BY SOURCE WATER SYSTEM - - - - - |                  |            |              |        |                        | 50            |                                 |              |
| GREENFIELD WS  | 0610150          | GREENE     | Acid         | ADJ    | 11/58                  | 1090          |                                 | 1.0          |
| TOTAL POPULATION SERVED BY SOURCE WATER SYSTEM - - - - - |                  |            |              |        |                        | 1090          |                                 |              |
| GREENUP WS   | 0350050          | CUMBERLAND | NaF          | ADJ    | 12/68                  | 1655          |                                 | 1.0          |
| TOTAL POPULATION SERVED BY SOURCE WATER SYSTEM - - - - - |                  |            |              |        |                        | 1655          |                                 |              |
| GREENVIEW WS   | 1290100          | MENARD     | Acid         | ADJ    | /69                    | 830           |                                 | 1.0          |
| TOTAL POPULATION SERVED BY SOURCE WATER SYSTEM - - - - - |                  |            |              |        |                        | 830           |                                 |              |
| GREENVILLE WS  | 0050050          | BOND       | Acid         | ADJ    | 11/58                  | 6000          |                                 | 1.0          |
| DONNELSON  | 0054360          | BOND       |              | CONS   |                        | 345           |                                 |              |
| MULBERRY GROVE   | 0050100          | BOND       |              | CONS   |                        | 700           |                                 |              |
| PANAMA   | 0054720          | BOND       |              | CONS   |                        | 625           |                                 |              |
| SMITHBORO  | 0050250          | BOND       |              | CONS   |                        | 200           |                                 |              |
| TOTAL POPULATION SERVED BY SOURCE WATER SYSTEM - - - - - |                  |            |              |        |                        | 7870          |                                 |              |

POPULATION SERVED FLUORIDATED DRINKING WATER BY SOURCE SYSTEM,  
 CONSECUTIVE SYSTEM, AND COUNTY WITHIN STATE (AS OF 12/31/85)

**ILLINOIS**

| WATER SYSTEM and<br>CONSECUTIVE SYSTEMS SERVED           | EPA<br>ID<br>NO | COUNTY      | CHEM<br>USED | STATUS | FLUOR<br>START<br>DATE | POP<br>SERVED | NATURAL SYSTEMS<br>NAT<br>LEVEL | OPT<br>LEVEL |
|--|-----------------|-------------|--------------|--------|------------------------|---------------|---------------------------------|--------------|
| GRIDLEY WS   | 1130600         | MCLEAN      | NaF          | ADJ    | 11/70                  | 1246          |                                 | 1.0          |
| TOTAL POPULATION SERVED BY SOURCE WATER SYSTEM - - - - - |                 |             |              |        |                        | 1246          |                                 |              |
| GRIGGSVILLE WS   | 1490300         | PIKE        | NaF          | ADJ    | 11/70                  | 1301          |                                 | 1.0          |
| TOTAL POPULATION SERVED BY SOURCE WATER SYSTEM - - - - - |                 |             |              |        |                        | 1301          |                                 |              |
| GROVELAND TWP PWD  | 1795200         | TAZEWELL    | Acid         | ADJ    | /71                    | 600           |                                 | 1.0          |
| TOTAL POPULATION SERVED BY SOURCE WATER SYSTEM - - - - - |                 |             |              |        |                        | 600           |                                 |              |
| GURNEE WS  | 0970350         | LAKE        |              | NATL   |                        | 7179          |                                 | 1.2          |
| TOTAL POPULATION SERVED BY SOURCE WATER SYSTEM - - - - - |                 |             |              |        |                        | 7179          |                                 |              |
| HALEN HEIGHTS SUBD                                       | 1615420         | ROCK ISLAND | Acid         | ADJ    | /78                    | 50            |                                 | 1.0          |
| TOTAL POPULATION SERVED BY SOURCE WATER SYSTEM - - - - - |                 |             |              |        |                        | 50            |                                 |              |
| HAMEL WS   | 1190450         | MADISON     |              | NATL   |                        | 537           |                                 | 0.9          |
| TOTAL POPULATION SERVED BY SOURCE WATER SYSTEM - - - - - |                 |             |              |        |                        | 537           |                                 |              |
| HAMILTON WS  | 0670400         | HANCOCK     | NaF          | ADJ    | /70                    | 3509          |                                 | 1.0          |
| TOTAL POPULATION SERVED BY SOURCE WATER SYSTEM - - - - - |                 |             |              |        |                        | 3509          |                                 |              |
| HAMMOND WS   | 1470250         | PIATT       | Acid         | ADJ    | 11/69                  | 556           |                                 | 1.0          |
| TOTAL POPULATION SERVED BY SOURCE WATER SYSTEM - - - - - |                 |             |              |        |                        | 556           |                                 |              |
| HAMMOND, IN  | 5245020         | LAKE, IN    | Acid         | ADJ    | /53                    | 0             |                                 | 1.0          |
| GLENWOOD WS  | 0311050         | COOK        |              | CONS   |                        | 10538         |                                 |              |
| LANSING  | 0311590         | COOK        |              | CONS   |                        | 29400         |                                 |              |
| LYNWOOD WS   | 0311680         | COOK        |              | CONS   |                        | 3350          |                                 |              |
| TOTAL POPULATION SERVED BY SOURCE WATER SYSTEM - - - - - |                 |             |              |        |                        | 43288         |                                 |              |
| HAMPSHIRE WS   | 0890450         | KANE        | Acid         | ADJ    | 11/69                  | 1735          |                                 | 1.0          |
| TOTAL POPULATION SERVED BY SOURCE WATER SYSTEM - - - - - |                 |             |              |        |                        | 1735          |                                 |              |
| HANNA CITY WS  | 1430400         | PEORIA      |              | NATL   |                        | 1361          |                                 | 2.6          |
| TOTAL POPULATION SERVED BY SOURCE WATER SYSTEM - - - - - |                 |             |              |        |                        | 1361          |                                 |              |



POPULATION SERVED FLUORIDATED DRINKING WATER BY SOURCE SYSTEM,  
 CONSECUTIVE SYSTEM, AND COUNTY WITHIN STATE (AS OF 12/31/85)

ILLINOIS

| WATER SYSTEM and<br>CONSECUTIVE SYSTEMS SERVED           | EPA<br>ID<br>NO | COUNTY     | CHEM<br>USED | STATUS | FLUOR<br>START<br>DATE | POP<br>SERVED | NATURAL SYSTEMS<br>NAT<br>LEVEL | OPT<br>LEVEL |
|--|-----------------|------------|--------------|--------|------------------------|---------------|---------------------------------|--------------|
| HANOVER WS   | 0850250         | JO DAVIESS | Acid         | ADJ    | 10/69                  | 1069          |                                 | 1.0          |
| TOTAL POPULATION SERVED BY SOURCE WATER SYSTEM - - - - - |                 |            |              |        |                        | 1069          |                                 |              |
| HARBOR RIDGE UTIL INC                                    | 0975620         | LAKE       |              | NATL   |                        | 200           |                                 | 0.9          |
| TOTAL POPULATION SERVED BY SOURCE WATER SYSTEM - - - - - |                 |            |              |        |                        | 200           |                                 |              |
| HARDIN CO WATER DIST NO 1                                | 0695000         | HARDIN     | NaF          | ADJ    | /72                    | 963           |                                 | 1.0          |
| TOTAL POPULATION SERVED BY SOURCE WATER SYSTEM - - - - - |                 |            |              |        |                        | 963           |                                 |              |
| HARDIN WS  | 0130200         | CALHOUN    | NaF          | ADJ    | 11/69                  | 1107          |                                 | 1.0          |
| TOTAL POPULATION SERVED BY SOURCE WATER SYSTEM - - - - - |                 |            |              |        |                        | 1107          |                                 |              |
| HARMON WS  | 1030300         | LEE        | Acid         | ADJ    | /70                    | 193           |                                 | 1.0          |
| TOTAL POPULATION SERVED BY SOURCE WATER SYSTEM - - - - - |                 |            |              |        |                        | 193           |                                 |              |
| HARRINGTON BROS SUBD                                     | 2015250         | WINNEBAGO  | Acid         | ADJ    | /55                    | 200           |                                 | 1.0          |
| TOTAL POPULATION SERVED BY SOURCE WATER SYSTEM - - - - - |                 |            |              |        |                        | 200           |                                 |              |
| HARRISTOWN WS  | 1150210         | MACON      | Acid         | ADJ    | /68                    | 1456          |                                 | 1.0          |
| TOTAL POPULATION SERVED BY SOURCE WATER SYSTEM - - - - - |                 |            |              |        |                        | 1456          |                                 |              |
| HARTFORD WS  | 1190500         | MADISON    | NaF          | ADJ    | 05/68                  | 1887          |                                 | 1.0          |
| TOTAL POPULATION SERVED BY SOURCE WATER SYSTEM - - - - - |                 |            |              |        |                        | 1887          |                                 |              |
| HARTSBURG WS   | 1070250         | LOGAN      | NaF          | ADJ    | /70                    | 379           |                                 | 1.0          |
| TOTAL POPULATION SERVED BY SOURCE WATER SYSTEM - - - - - |                 |            |              |        |                        | 379           |                                 |              |
| HARVARD HILLS WC   | 1795450         | TAZEWELL   | Acid         | ADJ    | /56                    | 260           |                                 | 1.0          |
| TOTAL POPULATION SERVED BY SOURCE WATER SYSTEM - - - - - |                 |            |              |        |                        | 260           |                                 |              |
| HARVARD WS   | 1110250         | MCHENRY    | Acid         | ADJ    | /69                    | 5126          |                                 | 1.0          |
| TOTAL POPULATION SERVED BY SOURCE WATER SYSTEM - - - - - |                 |            |              |        |                        | 5126          |                                 |              |
| HARVEL WS  | 1354500         | MONTGOMERY | Acid         | ADJ    | /70                    | 278           |                                 | 1.0          |
| TOTAL POPULATION SERVED BY SOURCE WATER SYSTEM - - - - - |                 |            |              |        |                        | 278           |                                 |              |

POPULATION SERVED FLUORIDATED DRINKING WATER BY SOURCE SYSTEM,  
CONSECUTIVE SYSTEM, AND COUNTY WITHIN STATE (AS OF 12/31/85)

# ILLINOIS

| WATER SYSTEM and<br>CONSECUTIVE SYSTEMS SERVED           | EPA<br>ID<br>NO | COUNTY   | CHEM<br>USED | STATUS | FLUOR<br>START<br>DATE | POP<br>SERVED | NATURAL SYSTEMS<br>NAT<br>LEVEL | OPT<br>LEVEL |
|--|-----------------|----------|--------------|--------|------------------------|---------------|---------------------------------|--------------|
| HAVANA WS  | 1250200         | MASON    | NaF          | ADJ    | 12/70                  | 4380          |                                 | 1.0          |
| TOTAL POPULATION SERVED BY SOURCE WATER SYSTEM - - - - - |                 |          |              |        |                        | 4380          |                                 |              |
| HAWTHORNE WOODS (VILLAGE)                                | 0970450         | LAKE     | Acid         | ADJ    | /68                    | 1660          |                                 | 1.0          |
| TOTAL POPULATION SERVED BY SOURCE WATER SYSTEM - - - - - |                 |          |              |        |                        | 1660          |                                 |              |
| HAZELWOOD 4TH ADDN                                       | 0735350         | HENRY    | Acid         | ADJ    | /72                    | 150           |                                 | 1.0          |
| TOTAL POPULATION SERVED BY SOURCE WATER SYSTEM - - - - - |                 |          |              |        |                        | 150           |                                 |              |
| HAZELWOOD HEIGHTS SUB                                    | 0735220         | HENRY    | Acid         | ADJ    | /77                    | 91            |                                 | 1.0          |
| TOTAL POPULATION SERVED BY SOURCE WATER SYSTEM - - - - - |                 |          |              |        |                        | 91            |                                 |              |
| HAZELWOOD NORTH SUBD                                     | 0735850         | HENRY    | Acid         | ADJ    | /75                    | 60            |                                 | 1.0          |
| TOTAL POPULATION SERVED BY SOURCE WATER SYSTEM - - - - - |                 |          |              |        |                        | 60            |                                 |              |
| HAZELWOOD WEST SUBD                                      | 0735250         | HENRY    | Acid         | ADJ    | /70                    | 88            |                                 | 1.0          |
| TOTAL POPULATION SERVED BY SOURCE WATER SYSTEM - - - - - |                 |          |              |        |                        | 88            |                                 |              |
| HEBRON WS  | 1110300         | MCHENRY  | Acid         | ADJ    | 03/69                  | 786           |                                 | 1.0          |
| TOTAL POPULATION SERVED BY SOURCE WATER SYSTEM - - - - - |                 |          |              |        |                        | 786           |                                 |              |
| HENDERSON WS   | 0950250         | KNOX     |              | NATL   |                        | 369           | 2.8                             |              |
| TOTAL POPULATION SERVED BY SOURCE WATER SYSTEM - - - - - |                 |          |              |        |                        | 369           |                                 |              |
| HENNEPIN PWD   | 1555100         | PUTNAM   | NaF          | ADJ    | /66                    | 650           |                                 | 1.0          |
| TOTAL POPULATION SERVED BY SOURCE WATER SYSTEM - - - - - |                 |          |              |        |                        | 650           |                                 |              |
| HENRY WS   | 1230050         | MARSHALL | Acid         | ADJ    | 10/68                  | 2740          |                                 | 1.0          |
| TOTAL POPULATION SERVED BY SOURCE WATER SYSTEM - - - - - |                 |          |              |        |                        | 2740          |                                 |              |
| HERRICK WS   | 1735120         | SHELBY   | Acid         | ADJ    | 06/68                  | 640           |                                 | 1.0          |
| TOTAL POPULATION SERVED BY SOURCE WATER SYSTEM - - - - - |                 |          |              |        |                        | 640           |                                 |              |
| HERSCHER WS  | 0910450         | KANKAKEE | Acid         | ADJ    | /73                    | 1214          |                                 | 1.0          |
| TOTAL POPULATION SERVED BY SOURCE WATER SYSTEM - - - - - |                 |          |              |        |                        | 1214          |                                 |              |

POPULATION SERVED FLUORIDATED DRINKING WATER BY SOURCE SYSTEM,  
CONSECUTIVE SYSTEM, AND COUNTY WITHIN STATE (AS OF 12/31/85)

**ILLINOIS**

| WATER SYSTEM and<br>CONSECUTIVE SYSTEMS SERVED           | EPA<br>ID<br>NO | COUNTY      | CHEM<br>USED | STATUS | FLUOR<br>START<br>DATE | POP<br>SERVED | NATURAL SYSTEMS<br>NAT<br>LEVEL | OPT<br>LEVEL |
|--|-----------------|-------------|--------------|--------|------------------------|---------------|---------------------------------|--------------|
| HETTICK  | 1170500         | MACOUPIN    | Acid         | ADJ    | /68                    | 258           |                                 | 1.0          |
| TOTAL POPULATION SERVED BY SOURCE WATER SYSTEM - - - - - |                 |             |              |        |                        | 258           |                                 |              |
| HEYWORTH WS  | 1130650         | MCLEAN      | NaF          | ADJ    | 12/70                  | 1598          |                                 | 1.0          |
| TOTAL POPULATION SERVED BY SOURCE WATER SYSTEM - - - - - |                 |             |              |        |                        | 1598          |                                 |              |
| HICKORY HGTS SUBD  | 1415200         | OGLE        | Acid         | ADJ    | /74                    | 53            |                                 | 1.0          |
| TOTAL POPULATION SERVED BY SOURCE WATER SYSTEM - - - - - |                 |             |              |        |                        | 53            |                                 |              |
| HIGHLAND EST SUBD  | 0915220         | KANKAKEE    |              | NATL   |                        | 100           | 0.9                             |              |
| TOTAL POPULATION SERVED BY SOURCE WATER SYSTEM - - - - - |                 |             |              |        |                        | 100           |                                 |              |
| HIGHLAND HILLS SD SUBD                                   | 0435560         | DU PAGE     | Acid         | ADJ    | /74                    | 1225          |                                 | 1.0          |
| TOTAL POPULATION SERVED BY SOURCE WATER SYSTEM - - - - - |                 |             |              |        |                        | 1225          |                                 |              |
| HIGHLAND LAKE SUBD                                       | 0975750         | LAKE        |              | NATL   |                        | 490           | 1.0                             |              |
| TOTAL POPULATION SERVED BY SOURCE WATER SYSTEM - - - - - |                 |             |              |        |                        | 490           |                                 |              |
| HIGHLAND PARK WS   | 0970500         | LAKE        | NaSiF6       | ADJ    | 12/55                  | 33250         |                                 | 1.0          |
| BANNOCKBURN  | 0970100         | LAKE        |              | CONS   |                        | 1316          |                                 |              |
| DEERFIELD  | 0974340         | LAKE        |              | CONS   |                        | 1180          |                                 |              |
| GLENBROOK SD   | 0315310         | COOK        |              | CONS   |                        | 750           |                                 |              |
| RIVERWOODS   | 0971450         | LAKE        |              | CONS   |                        | 500           |                                 |              |
| TOTAL POPULATION SERVED BY SOURCE WATER SYSTEM - - - - - |                 |             |              |        |                        | 36996         |                                 |              |
| HIGHLAND SHORES WC                                       | 1115300         | MCHENRY     | Acid         | ADJ    | /51                    | 1580          |                                 | 1.0          |
| TOTAL POPULATION SERVED BY SOURCE WATER SYSTEM - - - - - |                 |             |              |        |                        | 1580          |                                 |              |
| HIGHLAND WS  | 1190550         | MADISON     | NaSiF6       | ADJ    | /68                    | 6500          |                                 | 1.0          |
| GRANTFORK  | 1190350         | MADISON     |              | CONS   |                        | 470           |                                 |              |
| PIERRON  | 1194760         | MADISON     |              | CONS   |                        | 810           |                                 |              |
| TOTAL POPULATION SERVED BY SOURCE WATER SYSTEM - - - - - |                 |             |              |        |                        | 7780          |                                 |              |
| HIGHWOOD WS  | 0970550         | LAKE        | NaSiF6       | ADJ    | 10/68                  | 5452          |                                 | 1.0          |
| TOTAL POPULATION SERVED BY SOURCE WATER SYSTEM - - - - - |                 |             |              |        |                        | 5452          |                                 |              |
| HILLCREST COURT SUBD                                     | 1615510         | ROCK ISLAND | Acid         | ADJ    | /72                    | 59            |                                 | 1.0          |
| TOTAL POPULATION SERVED BY SOURCE WATER SYSTEM - - - - - |                 |             |              |        |                        | 59            |                                 |              |

POPULATION SERVED FLUORIDATED DRINKING WATER BY SOURCE SYSTEM,  
CONSECUTIVE SYSTEM, AND COUNTY WITHIN STATE (AS OF 12/31/85)

**ILLINOIS**

| WATER SYSTEM and<br>CONSECUTIVE SYSTEMS SERVED           | EPA<br>ID<br>NO | COUNTY      | CHEM<br>USED | STATUS | FLUOR<br>START<br>DATE | POP<br>SERVED | NATURAL SYSTEMS<br>NAT<br>LEVEL | OPT<br>LEVEL |
|--|-----------------|-------------|--------------|--------|------------------------|---------------|---------------------------------|--------------|
| HILLCREST CT-2ND ADDN                                    | 1615490         | ROCK ISLAND | NaF          | ADJ    | /75                    | 35            |                                 | 1.0          |
| TOTAL POPULATION SERVED BY SOURCE WATER SYSTEM - - - - - |                 |             |              |        |                        | 35            |                                 |              |
| HILLCREST WS   | 1410250         | OGLE        | Acid         | ADJ    | 11/68                  | 818           |                                 | 1.0          |
| TOTAL POPULATION SERVED BY SOURCE WATER SYSTEM - - - - - |                 |             |              |        |                        | 818           |                                 |              |
| HILLDALE MANOR WC  | 0975700         | LAKE        | Acid         | ADJ    | /54                    | 495           |                                 | 1.0          |
| TOTAL POPULATION SERVED BY SOURCE WATER SYSTEM - - - - - |                 |             |              |        |                        | 495           |                                 |              |
| HILLSBORO WS   | 1350300         | MONTGOMERY  | Acid         | ADJ    | /70                    | 4300          |                                 | 1.0          |
| COFFEEN WS   | 1350150         | MONTGOMERY  |              | CONS   |                        | 842           |                                 |              |
| GRAHAM CORR CIR  | 1355100         | MONTGOMERY  |              | CONS   |                        | 1380          |                                 |              |
| SCHRAM CITY  | 1350600         | MONTGOMERY  |              | CONS   |                        | 710           |                                 |              |
| TAYLOR SPRINGS   | 1350650         | MONTGOMERY  |              | CONS   |                        | 675           |                                 |              |
| TOTAL POPULATION SERVED BY SOURCE WATER SYSTEM - - - - - |                 |             |              |        |                        | 7907          |                                 |              |
| HILLSIDE MANOR SUBD                                      | 0915250         | KANKAKEE    | Acid         | ADJ    | /64                    | 180           |                                 | 1.0          |
| TOTAL POPULATION SERVED BY SOURCE WATER SYSTEM - - - - - |                 |             |              |        |                        | 180           |                                 |              |
| HILLVIEW SUBDIVISION                                     | 1975800         | WILL        | Acid         | ADJ    | /41                    | 100           |                                 | 1.0          |
| TOTAL POPULATION SERVED BY SOURCE WATER SYSTEM - - - - - |                 |             |              |        |                        | 100           |                                 |              |
| HILLVIEW WS  | 0610200         | GREENE      | Acid         | ADJ    | /68                    | 328           |                                 | 1.0          |
| TOTAL POPULATION SERVED BY SOURCE WATER SYSTEM - - - - - |                 |             |              |        |                        | 328           |                                 |              |
| HINCKLEY WS  | 0370200         | DE KALB     | Acid         | ADJ    | 05/68                  | 1447          |                                 | 1.0          |
| TOTAL POPULATION SERVED BY SOURCE WATER SYSTEM - - - - - |                 |             |              |        |                        | 1447          |                                 |              |
| HINDBORO WS  | 0410200         | DOUGLAS     | NaF          | ADJ    | 12/69                  | 407           |                                 | 1.0          |
| TOTAL POPULATION SERVED BY SOURCE WATER SYSTEM - - - - - |                 |             |              |        |                        | 407           |                                 |              |
| HINSDALE WS  | 0434520         | DU PAGE     | Acid         | ADJ    | 06/68                  | 16726         |                                 | 1.0          |
| TOTAL POPULATION SERVED BY SOURCE WATER SYSTEM - - - - - |                 |             |              |        |                        | 16726         |                                 |              |
| HINSWOOD SUBD WS   | 0435520         | DU PAGE     | Acid         | ADJ    | /72                    | 4690          |                                 | 1.0          |
| TOTAL POPULATION SERVED BY SOURCE WATER SYSTEM - - - - - |                 |             |              |        |                        | 4690          |                                 |              |

POPULATION SERVED FLUORIDATED DRINKING WATER BY SOURCE SYSTEM,  
CONSECUTIVE SYSTEM, AND COUNTY WITHIN STATE (AS OF 12/31/85)

# ILLINOIS

| WATER SYSTEM and<br>CONSECUTIVE SYSTEMS SERVED           | EPA<br>ID<br>NO | COUNTY    | CHEM<br>USED | STATUS | FLUOR<br>START<br>DATE | POP<br>SERVED | NATURAL SYSTEMS<br>NAT<br>LEVEL | OPT<br>LEVEL |
|--|-----------------|-----------|--------------|--------|------------------------|---------------|---------------------------------|--------------|
| HOFFMAN ESTATES-NORTH                                    | 0311290         | COOK      | Acid         | ADJ    | /79                    | 12760         |                                 | 1.0          |
| TOTAL POPULATION SERVED BY SOURCE WATER SYSTEM - - - - - |                 |           |              |        |                        | 12760         |                                 |              |
| HOFFMAN ESTATES-SOUTH                                    | 0311291         | COOK      | Acid         | ADJ    | /79                    | 12750         |                                 | 1.0          |
| TOTAL POPULATION SERVED BY SOURCE WATER SYSTEM - - - - - |                 |           |              |        |                        | 12750         |                                 |              |
| HOFFMAN ESTATES-WEST                                     | 0311292         | COOK      | Acid         | ADJ    | /79                    | 12750         |                                 | 1.0          |
| TOTAL POPULATION SERVED BY SOURCE WATER SYSTEM - - - - - |                 |           |              |        |                        | 12750         |                                 |              |
| HOLIDAY ACRES SUBD                                       | 2015280         | WINNEBAGO | Acid         | ADJ    | /70                    | 270           |                                 | 1.0          |
| TOTAL POPULATION SERVED BY SOURCE WATER SYSTEM - - - - - |                 |           |              |        |                        | 270           |                                 |              |
| HOLIDAY SHRS SUBD  | 1195110         | MADISON   | Acid         | ADJ    | 06/69                  | 1490          |                                 | 1.0          |
| TOTAL POPULATION SERVED BY SOURCE WATER SYSTEM - - - - - |                 |           |              |        |                        | 1490          |                                 |              |
| HOLLANDS GROVE CT SUBD                                   | 1795300         | TAZEWELL  | Acid         | ADJ    | /66                    | 69            |                                 | 1.0          |
| TOTAL POPULATION SERVED BY SOURCE WATER SYSTEM - - - - - |                 |           |              |        |                        | 69            |                                 |              |
| HOLLIS PARK SUBD   | 0935200         | KENDALL   | Acid         | ADJ    | /72                    | 130           |                                 | 1.0          |
| TOTAL POPULATION SERVED BY SOURCE WATER SYSTEM - - - - - |                 |           |              |        |                        | 130           |                                 |              |
| HOMER WS   | 0190300         | CHAMPAIGN | Acid         | ADJ    | /70                    | 1279          |                                 | 1.0          |
| TOTAL POPULATION SERVED BY SOURCE WATER SYSTEM - - - - - |                 |           |              |        |                        | 1279          |                                 |              |
| HOOPESTON WS   | 1830450         | VERMILION | Acid         | ADJ    | 12/67                  | 6411          |                                 | 1.0          |
| TOTAL POPULATION SERVED BY SOURCE WATER SYSTEM - - - - - |                 |           |              |        |                        | 6411          |                                 |              |
| HOPEDALE WS  | 1790300         | TAZEWELL  | NaF          | ADJ    | 03/69                  | 913           |                                 | 1.0          |
| TOTAL POPULATION SERVED BY SOURCE WATER SYSTEM - - - - - |                 |           |              |        |                        | 913           |                                 |              |
| HOPEWELL ESTATES SUBD                                    | 1235150         | MARSHALL  |              | NATL   |                        | 160           |                                 | 2.0          |
| TOTAL POPULATION SERVED BY SOURCE WATER SYSTEM - - - - - |                 |           |              |        |                        | 160           |                                 |              |
| HULL WS  | 1490350         | PIKE      | Acid         | ADJ    | 12/70                  | 529           |                                 | 1.0          |
| TOTAL POPULATION SERVED BY SOURCE WATER SYSTEM - - - - - |                 |           |              |        |                        | 529           |                                 |              |

POPULATION SERVED FLUORIDATED DRINKING WATER BY SOURCE SYSTEM,  
CONSECUTIVE SYSTEM, AND COUNTY WITHIN STATE (AS OF 12/31/85)

**ILLINOIS**

| WATER SYSTEM and<br>CONSECUTIVE SYSTEMS SERVED           | EPA<br>ID<br>NO | COUNTY    | CHEM<br>USED | STATUS | FLUOR<br>START<br>DATE | POP<br>SERVED | NATURAL SYSTEMS<br>NAT<br>LEVEL | OPT<br>LEVEL |
|--|-----------------|-----------|--------------|--------|------------------------|---------------|---------------------------------|--------------|
| HUME WS  | 0450150         | EDGAR     | Acid         | ADJ    | 04/69                  | 483           |                                 | 1.0          |
| TOTAL POPULATION SERVED BY SOURCE WATER SYSTEM - - - - - |                 |           |              |        |                        | 483           |                                 |              |
| HUNTLEY COMM SUBD  | 1975840         | WILL      | Acid         | ADJ    | /38                    | 50            |                                 | 1.0          |
| TOTAL POPULATION SERVED BY SOURCE WATER SYSTEM - - - - - |                 |           |              |        |                        | 50            |                                 |              |
| HUNTLEY WS   | 1110350         | MCHENRY   | Acid         | ADJ    | 07/71                  | 1646          |                                 | 1.0          |
| TOTAL POPULATION SERVED BY SOURCE WATER SYSTEM - - - - - |                 |           |              |        |                        | 1646          |                                 |              |
| HUTSONVILLE WS   | 0330100         | CRAWFORD  | NaF          | ADJ    | 10/70                  | 705           |                                 | 1.0          |
| TOTAL POPULATION SERVED BY SOURCE WATER SYSTEM - - - - - |                 |           |              |        |                        | 705           |                                 |              |
| IL PRAIRIE ESTATE SUBD                                   | 0995300         | LA SALLE  | Acid         | ADJ    | /77                    | 50            |                                 | 1.0          |
| TOTAL POPULATION SERVED BY SOURCE WATER SYSTEM - - - - - |                 |           |              |        |                        | 50            |                                 |              |
| IL YOUTH CENTER (KKK)                                    | 1977940         | WILL      |              | NATL   |                        | 50            | 1.6                             |              |
| TOTAL POPULATION SERVED BY SOURCE WATER SYSTEM - - - - - |                 |           |              |        |                        | 50            |                                 |              |
| IL YOUTH CENTER (ST.C.)                                  | 0895930         | KANE      |              | NATL   |                        | 650           | 0.9                             |              |
| TOTAL POPULATION SERVED BY SOURCE WATER SYSTEM - - - - - |                 |           |              |        |                        | 650           |                                 |              |
| ILL-AM WC (E ST LOUIS)                                   | 1635040         | ST. CLAIR | Acid         | ADJ    | 05/68                  | 263558        |                                 | 1.0          |
| CAHOKIA  | 1630200         | ST. CLAIR |              | CONS   |                        | 4950          |                                 |              |
| CAHOKIA PWD  | 1635030         | ST. CLAIR |              | CONS   |                        | 17310         |                                 |              |
| CASEYVILLE   | 1630250         | ST. CLAIR |              | CONS   |                        | 11580         |                                 |              |
| COLUMBIA   | 1330050         | ST. CLAIR |              | CONS   |                        | 4900          |                                 |              |
| DUPO   | 1630350         | ST. CLAIR |              | CONS   |                        | 3190          |                                 |              |
| MILLSTADT  | 1630850         | ST. CLAIR |              | CONS   |                        | 1000          |                                 |              |
| MITCHELL PWD   | 1195210         | MADISON   |              | CONS   |                        | 4675          |                                 |              |
| O'FALLON   | 1631100         | ST. CLAIR |              | CONS   |                        | 28380         |                                 |              |
| PONTOON BEACH PWD  | 1195300         | MADISON   |              | CONS   |                        | 3275          |                                 |              |
| PRAIRIE DUPONT PWD                                       | 1635070         | ST. CLAIR |              | CONS   |                        | 3000          |                                 |              |
| SCOTT AFB  | 1635237         | ST. CLAIR |              | CONS   |                        | 7540          |                                 |              |
| TOTAL POPULATION SERVED BY SOURCE WATER SYSTEM - - - - - |                 |           |              |        |                        | 353358        |                                 |              |
| ILLIOPOLIS WS  | 1670550         | SANGAMON  | NaF          | ADJ    | 12/67                  | 1118          |                                 | 1.0          |
| TOTAL POPULATION SERVED BY SOURCE WATER SYSTEM - - - - - |                 |           |              |        |                        | 1118          |                                 |              |

POPULATION SERVED FLUORIDATED DRINKING WATER BY SOURCE SYSTEM,  
CONSECUTIVE SYSTEM, AND COUNTY WITHIN STATE (AS OF 12/31/85)

# ILLINOIS

| WATER SYSTEM and<br>CONSECUTIVE SYSTEMS SERVED           | EPA<br>ID<br>NO | COUNTY      | CHEM<br>USED | STATUS | FLUOR<br>START<br>DATE | POP<br>SERVED | NATURAL SYSTEMS |              |
|--|-----------------|-------------|--------------|--------|------------------------|---------------|-----------------|--------------|
|  |                 |             |              |        |                        |               | NAT<br>LEVEL    | OPT<br>LEVEL |
| INDIAN BLUFFS SUBD                                       | 1615520         | ROCK ISLAND | Acid         | ADJ    | /68                    | 140           |                 | 1.0          |
| TOTAL POPULATION SERVED BY SOURCE WATER SYSTEM - - - - - |                 |             |              |        |                        | 140           |                 |              |
| INDIAN CREEK SUBD  | 1135250         | MCLEAN      | Acid         | ADJ    | /80                    | 300           |                 | 1.0          |
| TOTAL POPULATION SERVED BY SOURCE WATER SYSTEM - - - - - |                 |             |              |        |                        | 300           |                 |              |
| INDIAN HEAD PARK WS                                      | 0311410         | COOK        | Acid         | ADJ    | 08/68                  | 2915          |                 | 1.0          |
| TOTAL POPULATION SERVED BY SOURCE WATER SYSTEM - - - - - |                 |             |              |        |                        | 2915          |                 |              |
| INDIANOLA WS   | 1830500         | VERMILION   | Acid         | ADJ    | /68                    | 370           |                 | 1.0          |
| TOTAL POPULATION SERVED BY SOURCE WATER SYSTEM - - - - - |                 |             |              |        |                        | 370           |                 |              |
| INDUSTRY WS  | 1090300         | MCDONOUGH   |              | NATL   |                        | 600           | 3.5             |              |
| TOTAL POPULATION SERVED BY SOURCE WATER SYSTEM - - - - - |                 |             |              |        |                        | 600           |                 |              |
| INGALLS PARK SUBD  | 1975880         | WILL        | Acid         | ADJ    | /30                    | 805           |                 | 1.0          |
| TOTAL POPULATION SERVED BY SOURCE WATER SYSTEM - - - - - |                 |             |              |        |                        | 805           |                 |              |
| INTER-STATE WAT OO (DANVILLE)                            | 1835120         | VERMILION   | NaSiF6       | ADJ    | 12/55                  | 50000         |                 | 1.0          |
| CATLIN   | 1830150         | VERMILION   |              | CONS   |                        | 2226          |                 |              |
| HOOTEN PWD   | 1835100         | VERMILION   |              | CONS   |                        | 2100          |                 |              |
| LAKE BLVD PWD  | 1855350         | VERMILION   |              | CONS   |                        | 415           |                 |              |
| REMOLE SUBD  | 1855360         | VERMILION   |              | CONS   |                        | 55            |                 |              |
| VERMILION MANOR  | 1835279         | VERMILION   |              | CONS   |                        | 245           |                 |              |
| WESTVILLE  | 1830950         | VERMILION   |              | CONS   |                        | 4100          |                 |              |
| TOTAL POPULATION SERVED BY SOURCE WATER SYSTEM - - - - - |                 |             |              |        |                        | 59141         |                 |              |
| IPA VA WS  | 0570550         | FULTON      |              | NATL   |                        | 661           | 3.8             |              |
| TOTAL POPULATION SERVED BY SOURCE WATER SYSTEM - - - - - |                 |             |              |        |                        | 661           |                 |              |
| ISLAND LAKE WC   | 0974540         | LAKE        | Acid         | ADJ    | /75                    | 2500          |                 | 1.0          |
| TOTAL POPULATION SERVED BY SOURCE WATER SYSTEM - - - - - |                 |             |              |        |                        | 2500          |                 |              |
| ITASCA WS  | 0430500         | DU PAGE     | Acid         | ADJ    | /72                    | 7948          |                 | 1.0          |
| TOTAL POPULATION SERVED BY SOURCE WATER SYSTEM - - - - - |                 |             |              |        |                        | 7948          |                 |              |
| IUKA WS  | 1210150         | MARION      | NaF          | ADJ    | 04/71                  | 735           |                 | 1.0          |
| TOTAL POPULATION SERVED BY SOURCE WATER SYSTEM - - - - - |                 |             |              |        |                        | 735           |                 |              |

POPULATION SERVED FLUORIDATED DRINKING WATER BY SOURCE SYSTEM,  
 CONSECUTIVE SYSTEM, AND COUNTY WITHIN STATE (AS OF 12/31/85)

**ILLINOIS**

| WATER SYSTEM and<br>CONSECUTIVE SYSTEMS SERVED           | EPA<br>ID<br>NO | COUNTY     | CHEM<br>USED | STATUS | FLUOR<br>START<br>DATE | POP<br>SERVED | NATURAL SYSTEMS<br>NAT<br>LEVEL | OPT<br>LEVEL |
|--|-----------------|------------|--------------|--------|------------------------|---------------|---------------------------------|--------------|
| IVESDALE WS  | 0194560         | CHAMPAIGN  | NaF          | ADJ    | /68                    | 339           |                                 | 1.0          |
| TOTAL POPULATION SERVED BY SOURCE WATER SYSTEM - - - - - |                 |            |              |        |                        | 339           |                                 |              |
| JACKSONVILLE WS  | 1370200         | MORGAN     | NaSiF6       | ADJ    | 08/56                  | 22000         |                                 | 1.0          |
| FRANKLIN   | 1370150         | MORGAN     |              | CONS   |                        | 750           |                                 |              |
| JACKSONVILLE CORR CTR                                    | 1375200         | MORGAN     |              | CONS   |                        | 800           |                                 |              |
| MURRAYVILLE-WOODSON WC                                   | 1375150         | MORGAN     |              | CONS   |                        | 1215          |                                 |              |
| TOTAL POPULATION SERVED BY SOURCE WATER SYSTEM - - - - - |                 |            |              |        |                        | 24765         |                                 |              |
| JEFFERSONVILLE   | 1910200         | WAYNE      |              | NATL   |                        | 560           |                                 | 0.9          |
| TOTAL POPULATION SERVED BY SOURCE WATER SYSTEM - - - - - |                 |            |              |        |                        | 560           |                                 |              |
| JERSEYVILLE WS   | 0830250         | JERSEY     | Acid         | ADJ    | 11/64                  | 7500          |                                 | 1.0          |
| FIELDON  | 0830150         | JERSEY     |              | CONS   |                        | 330           |                                 |              |
| NUTWOOD WD   | 0835080         | JERSEY     |              | CONS   |                        | 115           |                                 |              |
| TOTAL POPULATION SERVED BY SOURCE WATER SYSTEM - - - - - |                 |            |              |        |                        | 7945          |                                 |              |
| JEWETT WS  | 0350100         | CUMBERLAND | NaF          | ADJ    | 06/68                  | 230           |                                 | 1.0          |
| TOTAL POPULATION SERVED BY SOURCE WATER SYSTEM - - - - - |                 |            |              |        |                        | 230           |                                 |              |
| JOLIET ARMY AMM PLANT                                    | 1975867         | WILL       |              | NATL   |                        | 25            |                                 | 1.2          |
| TOTAL POPULATION SERVED BY SOURCE WATER SYSTEM - - - - - |                 |            |              |        |                        | 25            |                                 |              |
| JOLIET CORRECTIONAL FACILITY                             | 1977930         | WILL       |              | NATL   |                        | 1780          |                                 | 1.4          |
| TOTAL POPULATION SERVED BY SOURCE WATER SYSTEM - - - - - |                 |            |              |        |                        | 1780          |                                 |              |
| JOLIET WS  | 1970450         | WILL       |              | NATL   |                        | 77956         |                                 | 1.2          |
| SHOREWOOD-OAKWOOD SUBD                                   | 1970950         | WILL       |              | CONS   |                        | 120           |                                 |              |
| TOTAL POPULATION SERVED BY SOURCE WATER SYSTEM - - - - - |                 |            |              |        |                        | 78076         |                                 |              |
| JOPPA WS   | 1270100         | MASSAC     | Acid         | ADJ    | /82                    | 535           |                                 | 1.0          |
| TOTAL POPULATION SERVED BY SOURCE WATER SYSTEM - - - - - |                 |            |              |        |                        | 535           |                                 |              |
| JOY  | 1310100         | MERCER     | Acid         | ADJ    | /23                    | 500           |                                 | 1.0          |
| TOTAL POPULATION SERVED BY SOURCE WATER SYSTEM - - - - - |                 |            |              |        |                        | 500           |                                 |              |



POPULATION SERVED FLUORIDATED DRINKING WATER BY SOURCE SYSTEM,  
CONSECUTIVE SYSTEM, AND COUNTY WITHIN STATE (AS OF 12/31/85)

ILLINOIS

| WATER SYSTEM and<br>CONSECUTIVE SYSTEMS SERVED           | EPA<br>ID<br>NO | COUNTY     | CHEM<br>USED | STATUS | FLUOR<br>START<br>DATE | POP<br>SERVED | NATURAL SYSTEMS<br>NAT<br>LEVEL | OPT<br>LEVEL |
|--|-----------------|------------|--------------|--------|------------------------|---------------|---------------------------------|--------------|
| JUBILEE WC INC   | 1435220         | PEORIA     |              |        |                        | 80            | 1.9                             |              |
| TOTAL POPULATION SERVED BY SOURCE WATER SYSTEM - - - - - |                 |            |              |        |                        | 80            |                                 |              |
| KAMPSVILLE WS  | 0130250         | CALHOUN    | Acid         | ADJ    | /70                    | 423           |                                 | 1.0          |
| TOTAL POPULATION SERVED BY SOURCE WATER SYSTEM - - - - - |                 |            |              |        |                        | 423           |                                 |              |
| KANE WS  | 0610250         | GREENE     | NaF          | ADJ    | /68                    | 445           |                                 | 1.0          |
| TOTAL POPULATION SERVED BY SOURCE WATER SYSTEM - - - - - |                 |            |              |        |                        | 445           |                                 |              |
| KANGLEY WS   | 0990250         | LA SALLE   |              |        |                        | 280           | 1.3                             |              |
| TOTAL POPULATION SERVED BY SOURCE WATER SYSTEM - - - - - |                 |            |              |        |                        | 280           |                                 |              |
| KANKAKEE WC  | 0915030         | KANKAKEE   | Acid         | ADJ    | 11/64                  | 56322         |                                 | 1.0          |
| BRADLEY  | 0910200         | KANKAKEE   |              | CONS   |                        | 11008         |                                 |              |
| MANIENO HEA CTR  | 0915930         | KANKAKEE   |              | CONS   |                        | 1600          |                                 |              |
| TOTAL POPULATION SERVED BY SOURCE WATER SYSTEM - - - - - |                 |            |              |        |                        | 68930         |                                 |              |
| KANSAS WS  | 0450200         | EDGAR      | NaF          | ADJ    | /70                    | 791           |                                 | 1.0          |
| TOTAL POPULATION SERVED BY SOURCE WATER SYSTEM - - - - - |                 |            |              |        |                        | 791           |                                 |              |
| KARNAK WS  | 1530050         | PULASKI    | NaF          | ADJ    | /68                    | 980           |                                 | 1.0          |
| TOTAL POPULATION SERVED BY SOURCE WATER SYSTEM - - - - - |                 |            |              |        |                        | 980           |                                 |              |
| KASBEER  | 0115150         | BUREAU     | Acid         | ADJ    | /80                    | 100           |                                 | 1.0          |
| TOTAL POPULATION SERVED BY SOURCE WATER SYSTEM - - - - - |                 |            |              |        |                        | 100           |                                 |              |
| KASKASKIA WATER DIS                                      | 1635110         | RANDOLPH   | Acid         | ADJ    | /68                    | 7345          |                                 | 1.0          |
| LENZBURG   | 1630700         | ST. CLAIR  |              | CONS   |                        | 375           |                                 |              |
| MARISSA  | 1630750         | ST. CLAIR  |              | CONS   |                        | 2600          |                                 |              |
| NEW ATHENS   | 1631050         | ST. CLAIR  |              | CONS   |                        | 2270          |                                 |              |
| TILDEN   | 1570700         | RANDOLPH   |              | CONS   |                        | 1100          |                                 |              |
| WASHINGTON COUNTY WC                                     | 1895600         | WASHINGTON |              | CONS   |                        | 2145          |                                 |              |
| TOTAL POPULATION SERVED BY SOURCE WATER SYSTEM - - - - - |                 |            |              |        |                        | 15835         |                                 |              |
| KEENSBURG  | 1850150         | WABASH     | NaF          | ADJ    | 11/68                  | 400           |                                 | 1.0          |
| TOTAL POPULATION SERVED BY SOURCE WATER SYSTEM - - - - - |                 |            |              |        |                        | 400           |                                 |              |

POPULATION SERVED FLUORIDATED DRINKING WATER BY SOURCE SYSTEM,  
CONSECUTIVE SYSTEM, AND COUNTY WITHIN STATE (AS OF 12/31/85)

**ILLINOIS**

| WATER SYSTEM and<br>CONSECUTIVE SYSTEMS SERVED           | EPA<br>ID<br>NO | COUNTY    | CHEM<br>USED | STATUS | FLUOR<br>START<br>DATE | POP<br>SERVED | NATURAL SYSTEMS<br>NAT<br>LEVEL | OPT<br>LEVEL |
|--|-----------------|-----------|--------------|--------|------------------------|---------------|---------------------------------|--------------|
| KEITHSBURG WS  | 1310150         | MERCER    | NaF          | ADJ    | 11/70                  | 936           |                                 | 1.0          |
| TOTAL POPULATION SERVED BY SOURCE WATER SYSTEM - - - - - |                 |           |              |        |                        | 936           |                                 |              |
| KELLART LAKE ASSOC                                       | 0755220         | IROQUOIS  | Acid         | ADJ    | /85                    | 175           |                                 | 1.0          |
| TOTAL POPULATION SERVED BY SOURCE WATER SYSTEM - - - - - |                 |           |              |        |                        | 175           |                                 |              |
| KEMPTON WS   | 0530150         | FORD      | Acid         | ADJ    | /82                    | 265           |                                 | 1.0          |
| TOTAL POPULATION SERVED BY SOURCE WATER SYSTEM - - - - - |                 |           |              |        |                        | 265           |                                 |              |
| KENILWORTH WS  | 0311500         | COOK      | NaSiF6       | ADJ    | 11/53                  | 2708          |                                 | 1.0          |
| TOTAL POPULATION SERVED BY SOURCE WATER SYSTEM - - - - - |                 |           |              |        |                        | 2708          |                                 |              |
| KENNEY WS  | 0390200         | DE WITT   | NaSiF6       | ADJ    | 11/53                  | 443           |                                 | 1.0          |
| TOTAL POPULATION SERVED BY SOURCE WATER SYSTEM - - - - - |                 |           |              |        |                        | 443           |                                 |              |
| KEWANEE WS   | 0730650         | HENRY     |              | NATL   |                        | 14508         | 1.0                             |              |
| TOTAL POPULATION SERVED BY SOURCE WATER SYSTEM - - - - - |                 |           |              |        |                        | 14508         |                                 |              |
| KEYESPORT WS   | 0274580         | CLINTON   | NaF          | ADJ    | /68                    | 449           |                                 | 1.0          |
| TOTAL POPULATION SERVED BY SOURCE WATER SYSTEM - - - - - |                 |           |              |        |                        | 449           |                                 |              |
| KILLARNEY WC   | 1115400         | MCHENRY   | Acid         | ADJ    | /59                    | 1085          |                                 | 1.0          |
| TOTAL POPULATION SERVED BY SOURCE WATER SYSTEM - - - - - |                 |           |              |        |                        | 1085          |                                 |              |
| KINCAID WS   | 0210250         | CHRISTIAN | Acid         | ADJ    | 10/70                  | 2668          |                                 | 1.0          |
| JEISEYVILLE  | 0210200         | CHRISTIAN |              | CONS   |                        | 150           |                                 |              |
| TOVEY  | 0210650         | CHRISTIAN |              | CONS   |                        | 540           |                                 |              |
| TOTAL POPULATION SERVED BY SOURCE WATER SYSTEM - - - - - |                 |           |              |        |                        | 3358          |                                 |              |
| KINDERHOOK WS  | 1490400         | PIKE      | NaF          | ADJ    | 06/69                  | 259           |                                 | 1.0          |
| TOTAL POPULATION SERVED BY SOURCE WATER SYSTEM - - - - - |                 |           |              |        |                        | 259           |                                 |              |
| KINGSTON MINES WS  | 1430450         | PEORIA    |              | NATL   |                        | 350           | 1.2                             |              |
| TOTAL POPULATION SERVED BY SOURCE WATER SYSTEM - - - - - |                 |           |              |        |                        | 350           |                                 |              |
| KINGSTON WS  | 0370250         | DE KALB   | NaF          | ADJ    | 12/70                  | 618           |                                 | 1.0          |
| TOTAL POPULATION SERVED BY SOURCE WATER SYSTEM - - - - - |                 |           |              |        |                        | 618           |                                 |              |

POPULATION SERVED FLUORIDATED DRINKING WATER BY SOURCE SYSTEM,  
CONSECUTIVE SYSTEM, AND COUNTY WITHIN STATE (AS OF 12/31/85)

ILLINOIS

| WATER SYSTEM and<br>CONSECUTIVE SYSTEMS SERVED           | EPA<br>ID<br>NO | COUNTY  | CHEM<br>USED | STATUS | FLUOR<br>START<br>DATE | POP<br>SERVED | NATURAL SYSTEMS |              |
|--|-----------------|---------|--------------|--------|------------------------|---------------|-----------------|--------------|
|  |                 |         |              |        |                        |               | NAT<br>LEVEL    | OPT<br>LEVEL |
| KINKAID REEDS CK INT CITY W                              | 0775100         | JACKSON | NaF          | ADJ    | 11/70                  | 22561         |                 | 1.0          |
| AVA  | 0770050         | JACKSON |              | CONS   |                        | 1004          |                 |              |
| CAMPBELL HILL  | 0770100         | JACKSON |              | CONS   |                        | 720           |                 |              |
| DE SOTO  | 0770200         | JACKSON |              | CONS   |                        | 19281         |                 |              |
| ELKVILLE   | 0770300         | JACKSON |              | CONS   |                        | 1115          |                 |              |
| MURDALE PWD  | 0775200         | JACKSON |              | CONS   |                        | 5250          |                 |              |
| MURPHYSBORO  | 0770500         | JACKSON |              | CONS   |                        | 11966         |                 |              |
| ORAVILLE WATER DIST                                      | 0775250         | JACKSON |              | CONS   |                        | 483           |                 |              |
| VERGENNES  | 0770550         | JACKSON |              | CONS   |                        | 630           |                 |              |
| WILLISVILLE  | 1450300         | PERRY   |              | CONS   |                        | 900           |                 |              |
| TOTAL POPULATION SERVED BY SOURCE WATER SYSTEM - - - - - |                 |         |              |        |                        | 63910         |                 |              |
| KINMUNDY WS  | 1210300         | MARION  | NaF          | ADJ    | /68                    | 1925          |                 | 1.0          |
| ALMA   | 1210050         | MARION  |              | CONS   |                        | 522           |                 |              |
| TOTAL POPULATION SERVED BY SOURCE WATER SYSTEM - - - - - |                 |         |              |        |                        | 2447          |                 |              |
| KINSMAN  | 0630450         | GRUNDY  |              | NATL   |                        | 150           |                 | 0.9          |
| TOTAL POPULATION SERVED BY SOURCE WATER SYSTEM - - - - - |                 |         |              |        |                        | 150           |                 |              |
| KIRKLAND WS  | 0370300         | DE KALB | Acid         | ADJ    | /70                    | 1155          |                 | 1.0          |
| TOTAL POPULATION SERVED BY SOURCE WATER SYSTEM - - - - - |                 |         |              |        |                        | 1155          |                 |              |
| KIRKWOOD WS  | 1870050         | WARREN  |              | NATL   |                        | 1008          |                 | 2.8          |
| TOTAL POPULATION SERVED BY SOURCE WATER SYSTEM - - - - - |                 |         |              |        |                        | 1008          |                 |              |
| KNOLLS EDGE SUBD   | 1415250         | OGLE    | Acid         | ADJ    | /71                    | 100           |                 | 1.0          |
| TOTAL POPULATION SERVED BY SOURCE WATER SYSTEM - - - - - |                 |         |              |        |                        | 100           |                 |              |
| KNOXVILLE WS   | 0950300         | KNOX    |              | NATL   |                        | 3432          |                 | 2.3          |
| TOTAL POPULATION SERVED BY SOURCE WATER SYSTEM - - - - - |                 |         |              |        |                        | 3432          |                 |              |
| LA FAYETTE WS  | 1750100         | STARK   |              | NATL   |                        | 281           |                 | 2.4          |
| TOTAL POPULATION SERVED BY SOURCE WATER SYSTEM - - - - - |                 |         |              |        |                        | 281           |                 |              |
| LA GRANGE HIGHLAND SD                                    | 0315860         | COOK    | Acid         | ADJ    | 12/67                  | 6920          |                 | 1.0          |
| TOTAL POPULATION SERVED BY SOURCE WATER SYSTEM - - - - - |                 |         |              |        |                        | 6920          |                 |              |
| LA GRANGE WS   | 0311530         | COOK    | Acid         | ADJ    | 05/61                  | 15681         |                 | 1.0          |
| TOTAL POPULATION SERVED BY SOURCE WATER SYSTEM - - - - - |                 |         |              |        |                        | 15681         |                 |              |

POPULATION SERVED FLUORIDATED DRINKING WATER BY SOURCE SYSTEM,  
CONSECUTIVE SYSTEM, AND COUNTY WITHIN STATE (AS OF 12/31/85)

# ILLINOIS

| WATER SYSTEM and<br>CONSECUTIVE SYSTEMS SERVED           | EPA<br>ID<br>NO | COUNTY   | CHEM<br>USED | STATUS | FLUOR<br>START<br>DATE | POP<br>SERVED | NATURAL SYSTEMS<br>NAT OPT<br>LEVEL LEVEL |
|--|-----------------|----------|--------------|--------|------------------------|---------------|---|
| LA HARPE WS  | 0670450         | HANCOCK  | Acid         | ADJ    | 12/69                  | 1471          | 1.0                                       |
| TOTAL POPULATION SERVED BY SOURCE WATER SYSTEM - - - - - |                 |          |              |        |                        | 1471          |   |
| LA MOILLE  | 0110500         | BUREAU   | Acid         | ADJ    | /15                    | 750           | 1.0                                       |
| TOTAL POPULATION SERVED BY SOURCE WATER SYSTEM - - - - - |                 |          |              |        |                        | 750           |   |
| LA PLACE WS  | 1475100         | PIATT    | Acid         | ADJ    | /72                    | 400           | 1.0                                       |
| TOTAL POPULATION SERVED BY SOURCE WATER SYSTEM - - - - - |                 |          |              |        |                        | 400           |   |
| LA ROSE WS   | 1230150         | MARSHALL | NaF          | ADJ    | /68                    | 173           | 1.0                                       |
| TOTAL POPULATION SERVED BY SOURCE WATER SYSTEM - - - - - |                 |          |              |        |                        | 173           |   |
| LA SALLE WS  | 0990300         | LA SALLE | Acid         | ADJ    | 03/57                  | 10347         | 1.0                                       |
| TOTAL POPULATION SERVED BY SOURCE WATER SYSTEM - - - - - |                 |          |              |        |                        | 10347         |   |
| LACON WS   | 1230100         | MARSHALL | Acid         | ADJ    | 10/66                  | 2135          | 1.0                                       |
| TOTAL POPULATION SERVED BY SOURCE WATER SYSTEM - - - - - |                 |          |              |        |                        | 2135          |   |
| LADD WS  | 0110450         | BUREAU   |              | NATL   |                        | 1337          | 0.8                                       |
| TOTAL POPULATION SERVED BY SOURCE WATER SYSTEM - - - - - |                 |          |              |        |                        | 1337          |   |
| LAKE ARISPIE WC  | 0115050         | BUREAU   | Acid         | ADJ    | /67                    | 60            | 1.0                                       |
| TOTAL POPULATION SERVED BY SOURCE WATER SYSTEM - - - - - |                 |          |              |        |                        | 60            |   |
| LAKE BARRINGTON SHORES WS                                | 0975520         | LAKE     |              | NATL   |                        | 1500          | 0.8                                       |
| TOTAL POPULATION SERVED BY SOURCE WATER SYSTEM - - - - - |                 |          |              |        |                        | 1500          |   |
| LAKE FOREST WS   | 0970800         | LAKE     | NaSiF6       | ADJ    | 11/60                  | 20274         | 1.0                                       |
| BRADLEY ROAD SYS   | 0975110         | LAKE     |              | CONS   |                        | 540           |   |
| DEL-MAR WC   | 0975370         | LAKE     |              | CONS   |                        | 287           |   |
| WEST SHORELAND SUBD                                      | 0977050         | LAKE     |              | CONS   |                        | 180           |   |
| TOTAL POPULATION SERVED BY SOURCE WATER SYSTEM - - - - - |                 |          |              |        |                        | 21281         |   |
| LAKE HOLIDAY UTIL CO                                     | 0995200         | LA SALLE | Acid         | ADJ    | /65                    | 1348          | 1.0                                       |
| TOTAL POPULATION SERVED BY SOURCE WATER SYSTEM - - - - - |                 |          |              |        |                        | 1348          |   |

POPULATION SERVED FLUORIDATED DRINKING WATER BY SOURCE SYSTEM,  
CONSECUTIVE SYSTEM, AND COUNTY WITHIN STATE (AS OF 12/31/85)

**ILLINOIS**

| WATER SYSTEM and<br>CONSECUTIVE SYSTEMS SERVED           | EPA<br>ID<br>NO | COUNTY    | CHEM<br>USED | STATUS | FLUOR<br>START<br>DATE | POP<br>SERVED | NATURAL SYSTEMS<br>NAT<br>LEVEL | OPT<br>LEVEL |
|--|-----------------|-----------|--------------|--------|------------------------|---------------|---------------------------------|--------------|
| LAKE IN THE HILLS WS                                     | 1110400         | MCHENRY   | Acid         | ADJ    | 10/81                  | 5651          |                                 | 1.0          |
| TOTAL POPULATION SERVED BY SOURCE WATER SYSTEM - - - - - |                 |           |              |        |                        | 5651          |                                 |              |
| LAKE IN THE WOODS WS                                     | 0435620         | DU PAGE   | Acid         | ADJ    | /70                    | 1910          |                                 | 1.0          |
| TOTAL POPULATION SERVED BY SOURCE WATER SYSTEM - - - - - |                 |           |              |        |                        | 1910          |                                 |              |
| LAKE IROQUOIS SUBD                                       | 0755200         | IROQUOIS  | NaF          | ADJ    | /71                    | 179           |                                 | 1.0          |
| TOTAL POPULATION SERVED BY SOURCE WATER SYSTEM - - - - - |                 |           |              |        |                        | 179           |                                 |              |
| LAKE LYNNWOOD  | 0735330         | HENRY     | Acid         | ADJ    | /61                    | 100           |                                 | 1.0          |
| TOTAL POPULATION SERVED BY SOURCE WATER SYSTEM - - - - - |                 |           |              |        |                        | 100           |                                 |              |
| LAKE OF EGYPT PWD  | 1995200         | JOHNSON   | Acid         | ADJ    | /74                    | 7000          |                                 | 1.0          |
| CREAL SPRINGS  | 1990300         | JOHNSON   |              | CONS   |                        | 1230          |                                 |              |
| GOREVILLE  | 0870200         | JOHNSON   |              | CONS   |                        | 1300          |                                 |              |
| LICK CREEK PWD   | 1815100         | UNION     |              | CONS   |                        | 815           |                                 |              |
| TOTAL POPULATION SERVED BY SOURCE WATER SYSTEM - - - - - |                 |           |              |        |                        | 10345         |                                 |              |
| LAKE THUNDERBIRD SUBD                                    | 1555050         | PUTNAM    | NaF          | ADJ    | /71                    | 100           |                                 | 1.0          |
| TOTAL POPULATION SERVED BY SOURCE WATER SYSTEM - - - - - |                 |           |              |        |                        | 100           |                                 |              |
| LAKE VILLA WS  | 0970840         | LAKE      |              | NATL   |                        | 1462          | 1.0                             |              |
| TOTAL POPULATION SERVED BY SOURCE WATER SYSTEM - - - - - |                 |           |              |        |                        | 1462          |                                 |              |
| LAKE WILDWOOD UTIL CO                                    | 1235200         | MARSHALL  | Acid         | ADJ    | /69                    | 780           |                                 | 1.0          |
| TOTAL POPULATION SERVED BY SOURCE WATER SYSTEM - - - - - |                 |           |              |        |                        | 780           |                                 |              |
| LAKE WINDERMERE EST SUBD                                 | 1795730         | TAZEWELL  | Acid         | ADJ    | /73                    | 400           |                                 | 1.0          |
| TOTAL POPULATION SERVED BY SOURCE WATER SYSTEM - - - - - |                 |           |              |        |                        | 400           |                                 |              |
| LAKE ZURICH WS   | 0970850         | LAKE      |              | NATL   |                        | 8225          | 0.9                             |              |
| TOTAL POPULATION SERVED BY SOURCE WATER SYSTEM - - - - - |                 |           |              |        |                        | 8225          |                                 |              |
| LAKEVIEW HILLS SUBD                                      | 1955150         | WHITESIDE | Acid         | ADJ    | /63                    | 150           |                                 | 1.0          |
| TOTAL POPULATION SERVED BY SOURCE WATER SYSTEM - - - - - |                 |           |              |        |                        | 150           |                                 |              |

POPULATION SERVED FLUORIDATED DRINKING WATER BY SOURCE SYSTEM,  
CONSECUTIVE SYSTEM, AND COUNTY WITHIN STATE (AS OF 12/31/85)

**ILLINOIS**

| WATER SYSTEM and<br>CONSECUTIVE SYSTEMS SERVED           | EPA<br>ID<br>NO | COUNTY    | CHEM<br>USED | STATUS | FLUOR<br>START<br>DATE | POP<br>SERVED | NATURAL SYSTEMS<br>NAT OPT<br>LEVEL LEVEL |
|--|-----------------|-----------|--------------|--------|------------------------|---------------|---|
| LAKEVIEW IMPROVEMENT ASSOC                               | 1975920         | WILL      | Acid         | ADJ    | /84                    | 125           | 1.0                                       |
| TOTAL POPULATION SERVED BY SOURCE WATER SYSTEM - - - - - |                 |           |              |        |                        | 125           |   |
| LAKWOOD SHORE IMPR SUBD                                  | 1975930         | WILL      |              | NATL   |                        | 900           | 1.3                                       |
| TOTAL POPULATION SERVED BY SOURCE WATER SYSTEM - - - - - |                 |           |              |        |                        | 900           |   |
| LANARK WS  | 0150100         | CARROLL   | Acid         | ADJ    | 11/59                  | 1483          | 1.0                                       |
| TOTAL POPULATION SERVED BY SOURCE WATER SYSTEM - - - - - |                 |           |              |        |                        | 1483          |   |
| LANDINGS SUBD (POWERS WATER)                             | 0895550         | KANE      | Acid         | ADJ    | /76                    | 56            | 1.0                                       |
| TOTAL POPULATION SERVED BY SOURCE WATER SYSTEM - - - - - |                 |           |              |        |                        | 56            |   |
| LANDS WATER ASSOC  | 0995050         | LA SALLE  |              | NATL   |                        | 112           | 0.7                                       |
| TOTAL POPULATION SERVED BY SOURCE WATER SYSTEM - - - - - |                 |           |              |        |                        | 112           |   |
| LARCHMENT SUBD   | 2015290         | WINNEBAGO | Acid         | ADJ    | /73                    | 99            | 1.0                                       |
| TOTAL POPULATION SERVED BY SOURCE WATER SYSTEM - - - - - |                 |           |              |        |                        | 99            |   |
| LATHAM WS  | 1070300         | LOGAN     | Acid         | ADJ    | /68                    | 564           | 1.0                                       |
| TOTAL POPULATION SERVED BY SOURCE WATER SYSTEM - - - - - |                 |           |              |        |                        | 564           |   |
| LAWRENCEVILLE WS   | 1010150         | LAWRENCE  | NaF          | ADJ    | 07/53                  | 8400          | 1.0                                       |
| BRIDGEPORT   | 1010100         | LAWRENCE  |              | CONS   |                        | 2900          |   |
| PETROLIA PWD   | 1015350         | LAWRENCE  |              | CONS   |                        | 1225          |   |
| SUMNER   | 1010300         | LAWRENCE  |              | CONS   |                        | 1960          |   |
| TOTAL POPULATION SERVED BY SOURCE WATER SYSTEM - - - - - |                 |           |              |        |                        | 14485         |   |
| LE ROY WS  | 1130750         | MCLEAN    | NaF          | ADJ    | 11/53                  | 2870          | 1.0                                       |
| TOTAL POPULATION SERVED BY SOURCE WATER SYSTEM - - - - - |                 |           |              |        |                        | 2870          |   |
| LEAF RIVER WS  | 1410300         | OGLE      | Acid         | ADJ    | /70                    | 637           | 1.0                                       |
| TOTAL POPULATION SERVED BY SOURCE WATER SYSTEM - - - - - |                 |           |              |        |                        | 637           |   |
| LEDGES LAND CORP (LEGEND LAKE)                           | 1015300         | WINNEBAGO | Acid         | ADJ    | /79                    | 42            | 1.0                                       |
| TOTAL POPULATION SERVED BY SOURCE WATER SYSTEM - - - - - |                 |           |              |        |                        | 42            |   |

POPULATION SERVED FLUORIDATED DRINKING WATER BY SOURCE SYSTEM,  
CONSECUTIVE SYSTEM, AND COUNTY WITHIN STATE (AS OF 12/31/85)

# ILLINOIS

| WATER SYSTEM and<br>CONSECUTIVE SYSTEMS SERVED           | EPA<br>ID<br>NO | COUNTY      | CHEM<br>USED | STATUS | FLUOR<br>START<br>DATE | POP<br>SERVED | NATURAL SYSTEMS<br>NAT<br>LEVEL | OPT<br>LEVEL |
|--|-----------------|-------------|--------------|--------|------------------------|---------------|---------------------------------|--------------|
| LEE  | 1034600         | LEE         | Acid         | ADJ    | /68                    | 270           |                                 | 1.0          |
| TOTAL POPULATION SERVED BY SOURCE WATER SYSTEM - - - - - |                 |             |              |        |                        | 270           |                                 |              |
| LELAND WS  | 0990350         | LA SALLE    | Acid         | ADJ    | 02/72                  | 775           |                                 | 1.0          |
| TOTAL POPULATION SERVED BY SOURCE WATER SYSTEM - - - - - |                 |             |              |        |                        | 775           |                                 |              |
| LEMON ST WELL CO INC                                     | 1615550         | ROCK ISLAND | NaF          | ADJ    | /62                    | 470           |                                 | 1.0          |
| TOTAL POPULATION SERVED BY SOURCE WATER SYSTEM - - - - - |                 |             |              |        |                        | 470           |                                 |              |
| LEMONT WS  | 0311620         | COOK        |              | NATL   |                        | 5640          | 0.9                             |              |
| TOTAL POPULATION SERVED BY SOURCE WATER SYSTEM - - - - - |                 |             |              |        |                        | 5640          |                                 |              |
| LENA WS  | 1770300         | STEPHENSON  | Acid         | ADJ    | 04/69                  | 2295          |                                 | 1.0          |
| TOTAL POPULATION SERVED BY SOURCE WATER SYSTEM - - - - - |                 |             |              |        |                        | 2295          |                                 |              |
| LEONORE  | 0990400         | LA SALLE    | Acid         | ADJ    | /68                    | 200           |                                 | 1.0          |
| TOTAL POPULATION SERVED BY SOURCE WATER SYSTEM - - - - - |                 |             |              |        |                        | 200           |                                 |              |
| LEWISTOWN WS   | 0570600         | FULTON      | NaF          | ADJ    | 08/71                  | 2758          |                                 | 1.0          |
| TOTAL POPULATION SERVED BY SOURCE WATER SYSTEM - - - - - |                 |             |              |        |                        | 2758          |                                 |              |
| LEXINGTON WS   | 1130800         | MCLEAN      | Acid         | ADJ    | /69                    | 1806          |                                 | 1.0          |
| TOTAL POPULATION SERVED BY SOURCE WATER SYSTEM - - - - - |                 |             |              |        |                        | 1806          |                                 |              |
| LIBERTY PARK HOME OWNER ASSOC                            | 0435600         | DU PAGE     | Acid         | ADJ    | /42                    | 1225          |                                 | 1.0          |
| TOTAL POPULATION SERVED BY SOURCE WATER SYSTEM - - - - - |                 |             |              |        |                        | 1225          |                                 |              |
| LIBERTY RIDGE ESTS WC                                    | 0435650         | DU PAGE     | Acid         | ADJ    | /62                    | 875           |                                 | 1.0          |
| TOTAL POPULATION SERVED BY SOURCE WATER SYSTEM - - - - - |                 |             |              |        |                        | 875           |                                 |              |
| LIBERTYVILLE WS  | 0970900         | LAKE        |              | NATL   |                        | 16520         | 0.9                             |              |
| TOTAL POPULATION SERVED BY SOURCE WATER SYSTEM - - - - - |                 |             |              |        |                        | 16520         |                                 |              |
| LIMA   | 0010400         | ADAMS       | Acid         | ADJ    | /68                    | 110           |                                 | 1.0          |
| TOTAL POPULATION SERVED BY SOURCE WATER SYSTEM - - - - - |                 |             |              |        |                        | 110           |                                 |              |

POPULATION SERVED FLUORIDATED DRINKING WATER BY SOURCE SYSTEM,  
CONSECUTIVE SYSTEM, AND COUNTY WITHIN STATE (AS OF 12/31/85)

# ILLINOIS

| WATER SYSTEM and<br>CONSECUTIVE SYSTEMS SERVED           | EPA<br>ID<br>NO | COUNTY     | CHEM<br>USED | STATUS | FLUOR<br>START<br>DATE | POP<br>SERVED | NATURAL SYSTEMS<br>NAT<br>LEVEL | OPT<br>LEVEL |
|--|-----------------|------------|--------------|--------|------------------------|---------------|---------------------------------|--------------|
| LINCOLN  | 1075030         | LOGAN      | Acid         | ADJ    | 01/68                  | 16327         |                                 | 1.0          |
| LINCOLN CORR CTR   | 1075500         | LOGAN      |              | CONS   |                        | 1800          |                                 |              |
| TOTAL POPULATION SERVED BY SOURCE WATER SYSTEM - - - - - |                 |            |              |        |                        | 18127         |                                 |              |
| LINCOLNSHIRE WS  | 0970950         | LAKE       |              | NATL   |                        | 4151          | 1.3                             |              |
| TOTAL POPULATION SERVED BY SOURCE WATER SYSTEM - - - - - |                 |            |              |        |                        | 4151          |                                 |              |
| LINDENHURST WS   | 0971000         | LAKE       |              | NATL   |                        | 6220          | 1.0                             |              |
| TOTAL POPULATION SERVED BY SOURCE WATER SYSTEM - - - - - |                 |            |              |        |                        | 6220          |                                 |              |
| LISLE WS   | 0430551         | DU PAGE    | Acid         | ADJ    | 11/68                  | 8500          |                                 | 1.0          |
| TOTAL POPULATION SERVED BY SOURCE WATER SYSTEM - - - - - |                 |            |              |        |                        | 8500          |                                 |              |
| LITCHFIELD WS  | 1350400         | MONTCOMERY | Acid         | ADJ    | /69                    | 8000          |                                 | 1.0          |
| BUTLER   | 1350050         | MONTCOMERY |              | CONS   |                        | 225           |                                 |              |
| TOTAL POPULATION SERVED BY SOURCE WATER SYSTEM - - - - - |                 |            |              |        |                        | 8225          |                                 |              |
| LITTLE SWAN LAKE SD                                      | 1875050         | WARREN     |              | NATL   |                        | 170           | 3.9                             |              |
| TOTAL POPULATION SERVED BY SOURCE WATER SYSTEM - - - - - |                 |            |              |        |                        | 170           |                                 |              |
| LITTLE YORK WS   | 1870100         | WARREN     |              | NATL   |                        | 347           | 2.8                             |              |
| TOTAL POPULATION SERVED BY SOURCE WATER SYSTEM - - - - - |                 |            |              |        |                        | 347           |                                 |              |
| LIVINGSTON WS  | 1190600         | MADISON    |              | NATL   |                        | 949           | 1.0                             |              |
| TOTAL POPULATION SERVED BY SOURCE WATER SYSTEM - - - - - |                 |            |              |        |                        | 949           |                                 |              |
| LOAMI WS   | 1670700         | SANGAMON   | NaF          | ADJ    | /70                    | 770           |                                 | 1.0          |
| TOTAL POPULATION SERVED BY SOURCE WATER SYSTEM - - - - - |                 |            |              |        |                        | 770           |                                 |              |
| LOCKPORT HEIGHTS SD                                      | 1977070         | WILL       | Acid         | ADJ    | /53                    | 1057          |                                 | 1.0          |
| TOTAL POPULATION SERVED BY SOURCE WATER SYSTEM - - - - - |                 |            |              |        |                        | 1057          |                                 |              |
| LOCKPORT WS  | 1970500         | WILL       |              | NATL   |                        | 9017          | 1.3                             |              |
| TOTAL POPULATION SERVED BY SOURCE WATER SYSTEM - - - - - |                 |            |              |        |                        | 9017          |                                 |              |
| LODA WS  | 0750550         | IROQUOIS   | Acid         | ADJ    | 11/70                  | 486           |                                 | 1.0          |
| TOTAL POPULATION SERVED BY SOURCE WATER SYSTEM - - - - - |                 |            |              |        |                        | 486           |                                 |              |



POPULATION SERVED FLUORIDATED DRINKING WATER BY SOURCE SYSTEM,  
CONSECUTIVE SYSTEM, AND COUNTY WITHIN STATE (AS OF 12/31/85)

# ILLINOIS

| WATER SYSTEM and<br>CONSECUTIVE SYSTEMS SERVED           | EPA<br>ID<br>NO | COUNTY    | CHEM<br>USED | STATUS | FLUOR<br>START<br>DATE | POP<br>SERVED | NATURAL SYSTEMS<br>NAT OPT<br>LEVEL LEVEL |
|--|-----------------|-----------|--------------|--------|------------------------|---------------|---|
| LOMBARD WS   | 0430600         | DU PAGE   |              |        | NATL                   | 37295         | 1.1                                       |
| TOTAL POPULATION SERVED BY SOURCE WATER SYSTEM - - - - - |                 |           |              |        |                        | 37295         |   |
| LONDON MILLS WS  | 0190350         | FULTON    | Acid         | ADJ    | 11/70                  | 587           | 1.0                                       |
| TOTAL POPULATION SERVED BY SOURCE WATER SYSTEM - - - - - |                 |           |              |        |                        | 587           |   |
| LONG CREEK WS  | 1155150         | MACON     | Acid         | ADJ    | /77                    | 3000          | 1.0                                       |
| TOTAL POPULATION SERVED BY SOURCE WATER SYSTEM - - - - - |                 |           |              |        |                        | 3000          |   |
| LONG VIEW WS   | 0190350         | CHAMPAIGN | Acid         | ADJ    | 01/70                  | 207           | 1.0                                       |
| TOTAL POPULATION SERVED BY SOURCE WATER SYSTEM - - - - - |                 |           |              |        |                        | 207           |   |
| LORAINÉ WS   | 0010450         | ADAMS     |              |        | NATL                   | 382           | 1.4                                       |
| TOTAL POPULATION SERVED BY SOURCE WATER SYSTEM - - - - - |                 |           |              |        |                        | 382           |   |
| LOSTANT WS   | 0990450         | LA SALLE  |              |        | NATL                   | 539           | 1.4                                       |
| TOTAL POPULATION SERVED BY SOURCE WATER SYSTEM - - - - - |                 |           |              |        |                        | 539           |   |
| LOUISVILLE WS  | 0250200         | CLAY      | NaSiF6       | ADJ    | /70                    | 1166          | 1.0                                       |
| TOTAL POPULATION SERVED BY SOURCE WATER SYSTEM - - - - - |                 |           |              |        |                        | 1166          |   |
| LOVES PARK WS  | 2010150         | WINNEBAGO | Acid         | ADJ    | 10/68                  | 13192         | 1.0                                       |
| TOTAL POPULATION SERVED BY SOURCE WATER SYSTEM - - - - - |                 |           |              |        |                        | 13192         |   |
| LOVINGTON WS   | 1390250         | MOULTRIE  | Acid         | ADJ    | 12/70                  | 1313          | 1.0                                       |
| TOTAL POPULATION SERVED BY SOURCE WATER SYSTEM - - - - - |                 |           |              |        |                        | 1313          |   |
| LOW POINT WATER DIST                                     | 2035100         | WOODFORD  | Acid         | ADJ    | /12                    | 220           | 1.0                                       |
| TOTAL POPULATION SERVED BY SOURCE WATER SYSTEM - - - - - |                 |           |              |        |                        | 220           |   |
| LUDLOW WS  | 0190400         | CHAMPAIGN | Acid         | ADJ    | 03/69                  | 397           | 1.0                                       |
| TOTAL POPULATION SERVED BY SOURCE WATER SYSTEM - - - - - |                 |           |              |        |                        | 397           |   |
| LYNDON WS  | 1950300         | WHITESIDE | Acid         | ADJ    | /68                    | 777           | 1.0                                       |
| TOTAL POPULATION SERVED BY SOURCE WATER SYSTEM - - - - - |                 |           |              |        |                        | 777           |   |

POPULATION SERVED FLUORIDATED DRINKING WATER BY SOURCE SYSTEM,  
CONSECUTIVE SYSTEM, AND COUNTY WITHIN STATE (AS OF 12/31/85)

## ILLINOIS

| WATER SYSTEM and<br>CONSECUTIVE SYSTEMS SERVED           | EPA<br>ID<br>NO | COUNTY    | CHEM<br>USED | STATUS | FLUOR<br>START<br>DATE | POP<br>SERVED | NATURAL SYSTEMS<br>NAT<br>LEVEL | OPT<br>LEVEL |
|--|-----------------|-----------|--------------|--------|------------------------|---------------|---------------------------------|--------------|
| LYNN CENTER WS   | 0735100         | HENRY     | NaF          | ADJ    | /57                    | 115           |                                 | 1.0          |
| TOTAL POPULATION SERVED BY SOURCE WATER SYSTEM - - - - - |                 |           |              |        |                        | 115           |                                 |              |
| LYNWOOD 3RD ADD SUBD                                     | 0735280         | HENRY     | Acid         | ADJ    | /79                    | 50            |                                 | 1.0          |
| TOTAL POPULATION SERVED BY SOURCE WATER SYSTEM - - - - - |                 |           |              |        |                        | 50            |                                 |              |
| MACKINAW WS  | 1790350         | TAZEWELL  | NaF          | ADJ    | 12/69                  | 1354          |                                 | 1.0          |
| HERITAGE LAKE SUBD                                       | 1795460         | TAZEWELL  |              | CONS   |                        | 500           |                                 |              |
| TOTAL POPULATION SERVED BY SOURCE WATER SYSTEM - - - - - |                 |           |              |        |                        | 1854          |                                 |              |
| MACOMB WS  | 1090350         | MCDONOUGH | Acid         | ADJ    | /70                    | 19632         |                                 | 1.0          |
| TOTAL POPULATION SERVED BY SOURCE WATER SYSTEM - - - - - |                 |           |              |        |                        | 19632         |                                 |              |
| MACON WS   | 1150250         | MACON     | Acid         | ADJ    | 11/67                  | 1300          |                                 | 1.0          |
| TOTAL POPULATION SERVED BY SOURCE WATER SYSTEM - - - - - |                 |           |              |        |                        | 1300          |                                 |              |
| MAEYSTOWN WS   | 1330200         | MONROE    | Acid         | ADJ    | 10/77                  | 143           |                                 | 1.0          |
| TOTAL POPULATION SERVED BY SOURCE WATER SYSTEM - - - - - |                 |           |              |        |                        | 143           |                                 |              |
| MAGNOLIA   | 1550200         | PUIMAN    | Acid         | ADJ    | /68                    | 325           |                                 | 1.0          |
| TOTAL POPULATION SERVED BY SOURCE WATER SYSTEM - - - - - |                 |           |              |        |                        | 325           |                                 |              |
| MAHOMET WS   | 0190450         | CHAMPAIGN | Acid         | ADJ    | 11/69                  | 1986          |                                 | 1.0          |
| TOTAL POPULATION SERVED BY SOURCE WATER SYSTEM - - - - - |                 |           |              |        |                        | 1986          |                                 |              |
| MALDEN WS  | 0110550         | BUREAU    | Acid         | ADJ    | /68                    | 359           |                                 | 1.0          |
| TOTAL POPULATION SERVED BY SOURCE WATER SYSTEM - - - - - |                 |           |              |        |                        | 359           |                                 |              |
| MALTA WS   | 0370350         | DE KALB   | Acid         | ADJ    | 11/68                  | 995           |                                 | 1.0          |
| TOTAL POPULATION SERVED BY SOURCE WATER SYSTEM - - - - - |                 |           |              |        |                        | 995           |                                 |              |
| MANHATTAN WS   | 1970550         | WILL      | Acid         | ADJ    | /74                    | 1944          |                                 | 1.0          |
| TOTAL POPULATION SERVED BY SOURCE WATER SYSTEM - - - - - |                 |           |              |        |                        | 1944          |                                 |              |
| MANITO WS  | 1250300         | MASON     | Acid         | ADJ    | /70                    | 1869          |                                 | 1.0          |
| TOTAL POPULATION SERVED BY SOURCE WATER SYSTEM - - - - - |                 |           |              |        |                        | 1869          |                                 |              |

POPULATION SERVED FLUORIDATED DRINKING WATER BY SOURCE SYSTEM,  
CONSECUTIVE SYSTEM, AND COUNTY WITHIN STATE (AS OF 12/31/85)

# ILLINOIS

| WATER SYSTEM and<br>CONSECUTIVE SYSTEMS SERVED           | EPA<br>ID<br>NO | COUNTY     | CHEM<br>USED | STATUS | FLUOR<br>START<br>DATE | POP<br>SERVED | NATURAL SYSTEMS<br>NAT<br>LEVEL | OPT<br>LEVEL |
|--|-----------------|------------|--------------|--------|------------------------|---------------|---------------------------------|--------------|
| MANLIUS WS   | 0110600         | BUREAU     | NaF          | ADJ    | /70                    | 439           |                                 | 1.0          |
| TOTAL POPULATION SERVED BY SOURCE WATER SYSTEM - - - - - |                 |            |              |        |                        | 439           |                                 |              |
| MANSFIELD WS   | 1470300         | PIATT      | Acid         | ADJ    | 11/69                  | 921           |                                 | 1.0          |
| TOTAL POPULATION SERVED BY SOURCE WATER SYSTEM - - - - - |                 |            |              |        |                        | 921           |                                 |              |
| MANTENO WS   | 0910600         | KANKAKEE   | NaF          | ADJ    | 10/69                  | 3155          |                                 | 1.0          |
| TOTAL POPULATION SERVED BY SOURCE WATER SYSTEM - - - - - |                 |            |              |        |                        | 3155          |                                 |              |
| MAPLE HILL IMP ASSOC                                     | 0435800         | DU PAGE    | Acid         | ADJ    | /39                    | 228           |                                 | 1.0          |
| TOTAL POPULATION SERVED BY SOURCE WATER SYSTEM - - - - - |                 |            |              |        |                        | 228           |                                 |              |
| MAPLE LEAF EST WC  | 1335100         | MONROE     |              | NATL   |                        | 50            | 3.8                             |              |
| TOTAL POPULATION SERVED BY SOURCE WATER SYSTEM - - - - - |                 |            |              |        |                        | 50            |                                 |              |
| MAPLE PARK SUBD  | 1195100         | MADISON    | Acid         | ADJ    | /59                    | 1792          |                                 | 1.0          |
| TOTAL POPULATION SERVED BY SOURCE WATER SYSTEM - - - - - |                 |            |              |        |                        | 1792          |                                 |              |
| MAPLE PARK WS  | 0890500         | KANE       | Acid         | ADJ    | /80                    | 637           |                                 | 1.0          |
| TOTAL POPULATION SERVED BY SOURCE WATER SYSTEM - - - - - |                 |            |              |        |                        | 637           |                                 |              |
| MAPLETON WS  | 1430500         | PEORIA     |              | NATL   |                        | 255           | 2.5                             |              |
| TOTAL POPULATION SERVED BY SOURCE WATER SYSTEM - - - - - |                 |            |              |        |                        | 255           |                                 |              |
| MAQUON WS  | 0950350         | KNOX       |              | NATL   |                        | 350           | 3.5                             |              |
| TOTAL POPULATION SERVED BY SOURCE WATER SYSTEM - - - - - |                 |            |              |        |                        | 350           |                                 |              |
| MARENGO WS   | 1110650         | MCHENRY    | Acid         | ADJ    | /69                    | 4361          |                                 | 1.0          |
| TOTAL POPULATION SERVED BY SOURCE WATER SYSTEM - - - - - |                 |            |              |        |                        | 4361          |                                 |              |
| MARINE WS  | 1190700         | MADISON    | Acid         | ADJ    | /70                    | 957           |                                 | 1.0          |
| TOTAL POPULATION SERVED BY SOURCE WATER SYSTEM - - - - - |                 |            |              |        |                        | 957           |                                 |              |
| MARION WS  | 1990550         | WILLIAMSON | NaSiF6       | ADJ    | 05/62                  | 14031         |                                 | 1.0          |
| WYE PWD  | 1995150         | WILLIAMSON |              | CONS   |                        | 875           |                                 |              |
| TOTAL POPULATION SERVED BY SOURCE WATER SYSTEM - - - - - |                 |            |              |        |                        | 14906         |                                 |              |

POPULATION SERVED FLUORIDATED DRINKING WATER BY SOURCE SYSTEM,  
CONSECUTIVE SYSTEM, AND COUNTY WITHIN STATE (AS OF 12/31/85)

**ILLINOIS**

| WATER SYSTEM and<br>CONSECUTIVE SYSTEMS SERVED           | EPA<br>ID<br>NO | COUNTY   | CHEM<br>USED | STATUS | FLUOR<br>START<br>DATE | POP<br>SERVED | NATURAL SYSTEMS<br>NAT OPT<br>LEVEL LEVEL |
|--|-----------------|----------|--------------|--------|------------------------|---------------|---|
| MARQA WS   | 1150300         | MACON    | NaF          | ADJ    | /69                    | 1760          | 1.0                                       |
| TOTAL POPULATION SERVED BY SOURCE WATER SYSTEM - - - - - |                 |          |              |        |                        | 1760          |   |
| MARQUETTE HEIGHTS WS                                     | 1790400         | TAZEWELL | Acid         | ADJ    | /68                    | 3386          | 1.0                                       |
| TOTAL POPULATION SERVED BY SOURCE WATER SYSTEM - - - - - |                 |          |              |        |                        | 3386          |   |
| MARSEILLES WS  | 0990500         | LA SALLE | Acid         | ADJ    | 12/67                  | 4766          | 1.0                                       |
| TOTAL POPULATION SERVED BY SOURCE WATER SYSTEM - - - - - |                 |          |              |        |                        | 4766          |   |
| MARSHALL WS  | 0230100         | CLARK    | Acid         | ADJ    | /68                    | 3655          | 1.0                                       |
| TOTAL POPULATION SERVED BY SOURCE WATER SYSTEM - - - - - |                 |          |              |        |                        | 3655          |   |
| MARTINSVILLE WS  | 0230150         | CLARK    | Acid         | ADJ    | /68                    | 1298          | 1.0                                       |
| TOTAL POPULATION SERVED BY SOURCE WATER SYSTEM - - - - - |                 |          |              |        |                        | 1298          |   |
| MARTINTON WS   | 0750600         | IROQUOIS | Acid         | ADJ    | 10/69                  | 363           | 1.0                                       |
| TOTAL POPULATION SERVED BY SOURCE WATER SYSTEM - - - - - |                 |          |              |        |                        | 363           |   |
| MARYVILLE WS   | 1190750         | MADISON  | Acid         | ADJ    | 11/70                  | 3750          | 1.0                                       |
| TOTAL POPULATION SERVED BY SOURCE WATER SYSTEM - - - - - |                 |          |              |        |                        | 3750          |   |
| MASON CITY WS  | 1250350         | MASON    | NaF          | ADJ    | /69                    | 2719          | 1.0                                       |
| TOTAL POPULATION SERVED BY SOURCE WATER SYSTEM - - - - - |                 |          |              |        |                        | 2719          |   |
| MATHEVILLE WS  | 1310200         | MERCER   |              | NATL   |                        | 793           | 1.5                                       |
| TOTAL POPULATION SERVED BY SOURCE WATER SYSTEM - - - - - |                 |          |              |        |                        | 793           |   |
| MATTESON WS  | 0311800         | COOK     | Acid         | ADJ    | 04/57                  | 10223         | 1.0                                       |
| TOTAL POPULATION SERVED BY SOURCE WATER SYSTEM - - - - - |                 |          |              |        |                        | 10223         |   |
| MATTOON WS   | 0290250         | COLES    | Acid         | ADJ    | 01/69                  | 19787         | 1.0                                       |
| HUMBOLDT   | 0290150         | COLES    |              | CONS   |                        | 450           |   |
| TOTAL POPULATION SERVED BY SOURCE WATER SYSTEM - - - - - |                 |          |              |        |                        | 20237         |   |
| MAYFAIR SUBD   | 1795750         | TAZEWELL | Acid         | ADJ    | /59                    | 111           | 1.0                                       |
| TOTAL POPULATION SERVED BY SOURCE WATER SYSTEM - - - - - |                 |          |              |        |                        | 111           |   |

POPULATION SERVED FLUORIDATED DRINKING WATER BY SOURCE SYSTEM,  
CONSECUTIVE SYSTEM, AND COUNTY WITHIN STATE (AS OF 12/31/85)

## ILLINOIS

| WATER SYSTEM and<br>CONSECUTIVE SYSTEMS SERVED           | EPA<br>ID<br>NO | COUNTY    | CHEM<br>USED | STATUS | FLUOR<br>START<br>DATE | POP<br>SERVED | NATURAL SYSTEMS<br>NAT<br>LEVEL | OPT<br>LEVEL |
|--|-----------------|-----------|--------------|--------|------------------------|---------------|---------------------------------|--------------|
| MAZON WS   | 0630500         | GRUNDY    | NaF          | ADJ    | /70                    | 828           |                                 | 1.0          |
| TOTAL POPULATION SERVED BY SOURCE WATER SYSTEM - - - - - |                 |           |              |        |                        | 828           |                                 |              |
| MCCLURE-E CAPE PWD                                       | 0035050         | ALEXANDER | NaSiF6       | ADJ    | /71                    | 1190          |                                 | 1.0          |
| TOTAL POPULATION SERVED BY SOURCE WATER SYSTEM - - - - - |                 |           |              |        |                        | 1190          |                                 |              |
| MCHENRY SHORES WC  | 1115020         | MCHENRY   | Acid         | ADJ    | /71                    | 1054          |                                 | 1.0          |
| TOTAL POPULATION SERVED BY SOURCE WATER SYSTEM - - - - - |                 |           |              |        |                        | 1054          |                                 |              |
| MCHENRY WS   | 1110600         | MCHENRY   | Acid         | ADJ    | 12/63                  | 10908         |                                 | 1.0          |
| TOTAL POPULATION SERVED BY SOURCE WATER SYSTEM - - - - - |                 |           |              |        |                        | 10908         |                                 |              |
| MCLEAN WS  | 1130850         | MCLEAN    | NaF          | ADJ    | 02/71                  | 836           |                                 | 1.0          |
| TOTAL POPULATION SERVED BY SOURCE WATER SYSTEM - - - - - |                 |           |              |        |                        | 836           |                                 |              |
| MCLW SYSTEM INC  | 1315150         | MERCER    | NaF          | ADJ    | /72                    | 100           |                                 | 1.0          |
| TOTAL POPULATION SERVED BY SOURCE WATER SYSTEM - - - - - |                 |           |              |        |                        | 100           |                                 |              |
| MCNABB WS  | 1550150         | PUTNAM    | Acid         | ADJ    | 12/69                  | 342           |                                 | 1.0          |
| TOTAL POPULATION SERVED BY SOURCE WATER SYSTEM - - - - - |                 |           |              |        |                        | 342           |                                 |              |
| MEADOWOOD HOMEOWNERS SUBD                                | 1435250         | PEORIA    | Acid         | ADJ    | /69                    | 110           |                                 | 1.0          |
| TOTAL POPULATION SERVED BY SOURCE WATER SYSTEM - - - - - |                 |           |              |        |                        | 110           |                                 |              |
| MECHANICS-BUFFALO WC                                     | 1675150         | SANGAMON  | Acid         | ADJ    | /56                    | 1029          |                                 | 1.0          |
| TOTAL POPULATION SERVED BY SOURCE WATER SYSTEM - - - - - |                 |           |              |        |                        | 1029          |                                 |              |
| MEDIA WS   | 0710250         | HENDERSON | NaF          | ADJ    | /69                    | 179           |                                 | 1.0          |
| TOTAL POPULATION SERVED BY SOURCE WATER SYSTEM - - - - - |                 |           |              |        |                        | 179           |                                 |              |
| MEDORA WS  | 1170550         | MACOUPIN  | Acid         | ADJ    | /70                    | 585           |                                 | 1.0          |
| ROCKBRIDGE   | 0610300         | GREENE    |              | CONS   |                        | 260           |                                 |              |
| TOTAL POPULATION SERVED BY SOURCE WATER SYSTEM - - - - - |                 |           |              |        |                        | 845           |                                 |              |
| MELVIN WS  | 0530200         | FORD      | Acid         | ADJ    | 11/70                  | 519           |                                 | 1.0          |
| TOTAL POPULATION SERVED BY SOURCE WATER SYSTEM - - - - - |                 |           |              |        |                        | 519           |                                 |              |

POPULATION SERVED FLUORIDATED DRINKING WATER BY SOURCE SYSTEM,  
 CONSECUTIVE SYSTEM, AND COUNTY WITHIN STATE (AS OF 12/31/85)

ILLINOIS

| WATER SYSTEM and<br>CONSECUTIVE SYSTEMS SERVED           | EPA<br>ID<br>NO | COUNTY      | CHEM<br>USED | STATUS | FLUOR<br>START<br>DATE | POP<br>SERVED | NATURAL SYSTEMS<br>NAT<br>LEVEL | OPT<br>LEVEL |
|--|-----------------|-------------|--------------|--------|------------------------|---------------|---------------------------------|--------------|
| MENARD CORRECTIONAL CENTER                               | 1575550         | RANDOLPH    | Acid         | ADJ    | /83                    | 3750          |                                 | 1.0          |
| TOTAL POPULATION SERVED BY SOURCE WATER SYSTEM - - - - - |                 |             |              |        |                        | 3750          |                                 |              |
| MENDON WS  | 0010500         | ADAMS       | NaF          | ADJ    | 12/70                  | 979           |                                 | 1.0          |
| TOTAL POPULATION SERVED BY SOURCE WATER SYSTEM - - - - - |                 |             |              |        |                        | 979           |                                 |              |
| MENDOTA WS   | 0990550         | LA SALLE    | Acid         | ADJ    | 04/68                  | 7134          |                                 | 1.0          |
| TOTAL POPULATION SERVED BY SOURCE WATER SYSTEM - - - - - |                 |             |              |        |                        | 7134          |                                 |              |
| MEREDOSIA WS   | 1370300         | MORGAN      | NaF          | ADJ    | 12/69                  | 1272          |                                 | 1.0          |
| TOTAL POPULATION SERVED BY SOURCE WATER SYSTEM - - - - - |                 |             |              |        |                        | 1272          |                                 |              |
| METAMORA WS  | 2030350         | WOODFORD    | Acid         | ADJ    | /70                    | 2482          |                                 | 1.0          |
| TOTAL POPULATION SERVED BY SOURCE WATER SYSTEM - - - - - |                 |             |              |        |                        | 2482          |                                 |              |
| METCALF WS   | 0450250         | EDGAR       | Acid         | ADJ    | /70                    | 278           |                                 | 1.0          |
| TOTAL POPULATION SERVED BY SOURCE WATER SYSTEM - - - - - |                 |             |              |        |                        | 278           |                                 |              |
| METROPOLIS WS  | 1270150         | MASSAC      | Acid         | ADJ    | /69                    | 11725         |                                 | 1.0          |
| TOTAL POPULATION SERVED BY SOURCE WATER SYSTEM - - - - - |                 |             |              |        |                        | 11725         |                                 |              |
| MIDDLETOWN WS  | 1070500         | LOGAN       | NaF          | ADJ    | /70                    | 503           |                                 | 1.0          |
| TOTAL POPULATION SERVED BY SOURCE WATER SYSTEM - - - - - |                 |             |              |        |                        | 503           |                                 |              |
| MIDWEST-PALOS DIV  | 0317050         | COOK        | Acid         | ADJ    | /53                    | 450           |                                 | 1.0          |
| TOTAL POPULATION SERVED BY SOURCE WATER SYSTEM - - - - - |                 |             |              |        |                        | 450           |                                 |              |
| MILAN WS   | 1610400         | ROCK ISLAND | Acid         | ADJ    | /70                    | 6264          |                                 | 1.0          |
| TOTAL POPULATION SERVED BY SOURCE WATER SYSTEM - - - - - |                 |             |              |        |                        | 6264          |                                 |              |
| MILFORD WS   | 0750650         | IROQUOIS    | Acid         | ADJ    | 03/68                  | 1716          |                                 | 1.0          |
| TOTAL POPULATION SERVED BY SOURCE WATER SYSTEM - - - - - |                 |             |              |        |                        | 1716          |                                 |              |
| MILL CREEK PWD   | 0015300         | ADAMS       | NaF          | ADJ    | /73                    | 3000          |                                 | 1.0          |
| TOTAL POPULATION SERVED BY SOURCE WATER SYSTEM - - - - - |                 |             |              |        |                        | 3000          |                                 |              |

POPULATION SERVED FLUORIDATED DRINKING WATER BY SOURCE SYSTEM,  
CONSECUTIVE SYSTEM, AND COUNTY WITHIN STATE (AS OF 12/31/85)

**ILLINOIS**

| WATER SYSTEM and<br>CONSECUTIVE SYSTEMS SERVED           | EPA<br>ID<br>NO | COUNTY      | CHEM<br>USED | STATUS | FLUOR<br>START<br>DATE | POP<br>SERVED | NATURAL SYSTEMS<br>NAT<br>LEVEL | OPT<br>LEVEL |
|--|-----------------|-------------|--------------|--------|------------------------|---------------|---------------------------------|--------------|
| MILL SHOALS  | 1930300         | WHITE       | Acid         | ADJ    | /64                    | 612           |                                 | 1.0          |
| TOTAL POPULATION SERVED BY SOURCE WATER SYSTEM - - - - - |                 |             |              |        |                        | 612           |                                 |              |
| MILLEDGEVILLE WS   | 0150150         | CARROLL     | Acid         | ADJ    | 05/68                  | 1209          |                                 | 1.0          |
| TOTAL POPULATION SERVED BY SOURCE WATER SYSTEM - - - - - |                 |             |              |        |                        | 1209          |                                 |              |
| MILLSTONE PWD  | 1515050         | POPE        | Acid         | ADJ    | /75                    | 3731          |                                 | 1.0          |
| FORT MASSAC PWD  | 1275050         | MASSAC      |              | CONS   |                        | 3745          |                                 |              |
| MITCHELLSVILLE   | 1655200         | SALINE      |              | CONS   |                        | 1540          |                                 |              |
| TOTAL POPULATION SERVED BY SOURCE WATER SYSTEM - - - - - |                 |             |              |        |                        | 9016          |                                 |              |
| MILTON WS  | 1490450         | PIKE        | NaSiF6       | ADJ    | 08/69                  | 349           |                                 | 1.0          |
| TOTAL POPULATION SERVED BY SOURCE WATER SYSTEM - - - - - |                 |             |              |        |                        | 349           |                                 |              |
| MINERAL WS   | 0110650         | BUREAU      | NaF          | ADJ    | /68                    | 325           |                                 | 1.0          |
| TOTAL POPULATION SERVED BY SOURCE WATER SYSTEM - - - - - |                 |             |              |        |                        | 325           |                                 |              |
| MINIER WS  | 1790450         | TAZEWELL    | NaF          | ADJ    | 11/70                  | 1261          |                                 | 1.0          |
| TOTAL POPULATION SERVED BY SOURCE WATER SYSTEM - - - - - |                 |             |              |        |                        | 1261          |                                 |              |
| MINONK WS  | 2030400         | WOODFORD    |              | NATL   |                        | 2039          |                                 | 3.2          |
| TOTAL POPULATION SERVED BY SOURCE WATER SYSTEM - - - - - |                 |             |              |        |                        | 2039          |                                 |              |
| MINOOKA WS   | 0630550         | GRUNDY      |              | NATL   |                        | 1565          |                                 | 1.2          |
| TOTAL POPULATION SERVED BY SOURCE WATER SYSTEM - - - - - |                 |             |              |        |                        | 1565          |                                 |              |
| MISSION BROOK SD SUBD                                    | 0315920         | COOK        | Acid         | ADJ    | /75                    | 1135          |                                 | 1.0          |
| TOTAL POPULATION SERVED BY SOURCE WATER SYSTEM - - - - - |                 |             |              |        |                        | 1135          |                                 |              |
| MOECHERVILLE SUBD  | 0895300         | KANE        | Acid         | ADJ    | /70                    | 1120          |                                 | 1.0          |
| TOTAL POPULATION SERVED BY SOURCE WATER SYSTEM - - - - - |                 |             |              |        |                        | 1120          |                                 |              |
| MOKENA WS  | 1970600         | WILL        | Acid         | ADJ    | /69                    | 4578          |                                 | 1.0          |
| TOTAL POPULATION SERVED BY SOURCE WATER SYSTEM - - - - - |                 |             |              |        |                        | 4578          |                                 |              |
| MOLINE WS  | 1610450         | ROCK ISLAND | Acid         | ADJ    | 03/55                  | 45709         |                                 | 1.0          |
| TOTAL POPULATION SERVED BY SOURCE WATER SYSTEM - - - - - |                 |             |              |        |                        | 45709         |                                 |              |

POPULATION SERVED FLUORIDATED DRINKING WATER BY SOURCE SYSTEM,  
CONSECUTIVE SYSTEM, AND COUNTY WITHIN STATE (AS OF 12/31/85)

**ILLINOIS**

| WATER SYSTEM and<br>CONSECUTIVE SYSTEMS SERVED           | EPA<br>ID<br>NO | COUNTY    | CHEM<br>USED | STATUS | FLUOR<br>START<br>DATE | POP<br>SERVED | NATURAL SYSTEMS<br>NAT<br>LEVEL | OPT<br>LEVEL |
|--|-----------------|-----------|--------------|--------|------------------------|---------------|---------------------------------|--------------|
| MOMENCE WS   | 0910650         | KANKAKEE  | Acid         | ADJ    | 03/68                  | 3297          |                                 | 1.0          |
| TOTAL POPULATION SERVED BY SOURCE WATER SYSTEM - - - - - |                 |           |              |        |                        | 3297          |                                 |              |
| MONEE WS   | 1970650         | WILL      | NaF          | ADJ    | 01/69                  | 993           |                                 | 1.0          |
| TOTAL POPULATION SERVED BY SOURCE WATER SYSTEM - - - - - |                 |           |              |        |                        | 993           |                                 |              |
| MONMOUTH WS  | 1870150         | WARREN    |              | NATL   |                        | 12000         | 2.0                             |              |
| TOTAL POPULATION SERVED BY SOURCE WATER SYSTEM - - - - - |                 |           |              |        |                        | 12000         |                                 |              |
| MONTGOMERY WS  | 0894690         | KANE      |              | NATL   |                        | 13800         | 1.1                             |              |
| TOTAL POPULATION SERVED BY SOURCE WATER SYSTEM - - - - - |                 |           |              |        |                        | 13800         |                                 |              |
| MONTICELLO WS  | 1470350         | PIATT     | Acid         | ADJ    | 12/69                  | 4753          |                                 | 1.0          |
| TOTAL POPULATION SERVED BY SOURCE WATER SYSTEM - - - - - |                 |           |              |        |                        | 4753          |                                 |              |
| MONIROSE WS  | 0490350         | EFFINGHAM | NaF          | ADJ    | /70                    | 321           |                                 | 1.0          |
| TOTAL POPULATION SERVED BY SOURCE WATER SYSTEM - - - - - |                 |           |              |        |                        | 321           |                                 |              |
| MOOSEHEART   | 0895319         | KANE      | NaF          | ADJ    | /70                    | 500           |                                 | 1.0          |
| TOTAL POPULATION SERVED BY SOURCE WATER SYSTEM - - - - - |                 |           |              |        |                        | 500           |                                 |              |
| MORRIS WS  | 0630600         | GRUNDY    | Acid         | ADJ    | 05/67                  | 8833          |                                 | 1.0          |
| TOTAL POPULATION SERVED BY SOURCE WATER SYSTEM - - - - - |                 |           |              |        |                        | 8833          |                                 |              |
| MORRISON WS  | 1950350         | WHITESIDE | Acid         | ADJ    | 12/68                  | 4605          |                                 | 1.0          |
| TOTAL POPULATION SERVED BY SOURCE WATER SYSTEM - - - - - |                 |           |              |        |                        | 4605          |                                 |              |
| MORRISONVILLE WS   | 0210300         | CHRISTIAN | Acid         | ADJ    | 07/69                  | 1208          |                                 | 1.0          |
| TOTAL POPULATION SERVED BY SOURCE WATER SYSTEM - - - - - |                 |           |              |        |                        | 1208          |                                 |              |
| MORTON WS  | 1790500         | TAZEWELL  | Acid         | ADJ    | 07/68                  | 14178         |                                 | 1.0          |
| TOTAL POPULATION SERVED BY SOURCE WATER SYSTEM - - - - - |                 |           |              |        |                        | 14178         |                                 |              |
| MOUND CITY WS  | 1530100         | PULASKI   |              | NATL   |                        | 1102          | 1.1                             |              |
| TOTAL POPULATION SERVED BY SOURCE WATER SYSTEM - - - - - |                 |           |              |        |                        | 1102          |                                 |              |



POPULATION SERVED FLUORIDATED DRINKING WATER BY SOURCE SYSTEM,  
CONSECUTIVE SYSTEM, AND COUNTY WITHIN STATE (AS OF 12/31/85)

# ILLINOIS

| WATER SYSTEM and<br>CONSECUTIVE SYSTEMS SERVED           | EPA<br>ID<br>NO    | COUNTY               | CHEM<br>USED | STATUS      | FLUOR<br>START<br>DATE | POP<br>SERVED | NATURAL SYSTEMS |              |
|--|--------------------|----------------------|--------------|-------------|------------------------|---------------|-----------------|--------------|
|  |                    |                      |              |             |                        |               | NAT<br>LEVEL    | OPT<br>LEVEL |
| MOUND PWD  | 1635050            | ST. CLAIR            | Acid         | ADJ         | /59                    | 2138          |                 | 1.0          |
| TOTAL POPULATION SERVED BY SOURCE WATER SYSTEM - - - - - |                    |                      |              |             |                        | 2138          |                 |              |
| MOUND STATION WS   | 0090050            | BROWN                |              | NATL        |                        | 203           | 2.6             |              |
| TOTAL POPULATION SERVED BY SOURCE WATER SYSTEM - - - - - |                    |                      |              |             |                        | 203           |                 |              |
| MOUNDS WS  | 1530150            | PULASKI              | Acid         | ADJ         | 01/69                  | 2625          |                 | 1.0          |
| TOTAL POPULATION SERVED BY SOURCE WATER SYSTEM - - - - - |                    |                      |              |             |                        | 2625          |                 |              |
| MOUNT ERIE WS  | 1910350            | WAYNE                | Acid         | ADJ         | /68                    | 135           |                 | 1.0          |
| TOTAL POPULATION SERVED BY SOURCE WATER SYSTEM - - - - - |                    |                      |              |             |                        | 135           |                 |              |
| MOUNT OLIVE WS<br>WHITE CITY                             | 1170700<br>1171150 | MACOUPIN<br>MACOUPIN | Acid         | ADJ<br>CONS | 12/69                  | 2357<br>210   |                 | 1.0          |
| TOTAL POPULATION SERVED BY SOURCE WATER SYSTEM - - - - - |                    |                      |              |             |                        | 2567          |                 |              |
| MOWEAQUA WS  | 1730200            | SHELBY               | NaF          | ADJ         | 10/69                  | 1922          |                 | 1.0          |
| TOTAL POPULATION SERVED BY SOURCE WATER SYSTEM - - - - - |                    |                      |              |             |                        | 1922          |                 |              |
| MT AUBURN WS   | 0210350            | CHRISTIAN            | Acid         | ADJ         | /70                    | 598           |                 | 1.0          |
| TOTAL POPULATION SERVED BY SOURCE WATER SYSTEM - - - - - |                    |                      |              |             |                        | 598           |                 |              |
| MT CARMEL WS   | 1850200            | WABASH               | NaSiF6       | ADJ         | /69                    | 8908          |                 | 1.0          |
| TOTAL POPULATION SERVED BY SOURCE WATER SYSTEM - - - - - |                    |                      |              |             |                        | 8908          |                 |              |
| MT CARROLL WS  | 0150200            | CARROLL              | Acid         | ADJ         | /70                    | 1936          |                 | 1.0          |
| TOTAL POPULATION SERVED BY SOURCE WATER SYSTEM - - - - - |                    |                      |              |             |                        | 1936          |                 |              |
| MT MORRIS WS   | 1410350            | OGLE                 | Acid         | ADJ         | /68                    | 2989          |                 | 1.0          |
| TOTAL POPULATION SERVED BY SOURCE WATER SYSTEM - - - - - |                    |                      |              |             |                        | 2989          |                 |              |
| MT PROSPECT WS   | 0311980            | COOK                 |              | NATL        |                        | 52634         | 1.3             |              |
| TOTAL POPULATION SERVED BY SOURCE WATER SYSTEM - - - - - |                    |                      |              |             |                        | 52634         |                 |              |
| MT PULASKI WS  | 1070400            | LOGAN                | NaF          | ADJ         | /70                    | 1783          |                 | 1.0          |
| TOTAL POPULATION SERVED BY SOURCE WATER SYSTEM - - - - - |                    |                      |              |             |                        | 1783          |                 |              |

POPULATION SERVED FLUORIDATED DRINKING WATER BY SOURCE SYSTEM,  
 CONSECUTIVE SYSTEM, AND COUNTY WITHIN STATE (AS OF 12/31/85)

# ILLINOIS

| WATER SYSTEM and<br>CONSECUTIVE SYSTEMS SERVED           | EPA<br>ID<br>NO | COUNTY      | CHEM<br>USED | STATUS | FLUOR<br>START<br>DATE | POP<br>SERVED | NATURAL SYSTEMS<br>NAT<br>LEVEL | OPT<br>LEVEL |
|--|-----------------|-------------|--------------|--------|------------------------|---------------|---------------------------------|--------------|
| MT VERNON WAND S CORP                                    | 0855100         | JO DAVIESS  | Acid         | ADJ    | /61                    | 500           |                                 | 1.0          |
| TOTAL POPULATION SERVED BY SOURCE WATER SYSTEM - - - - - |                 |             |              |        |                        | 500           |                                 |              |
| MULFORDS WILDWOOD SUBD                                   | 2015400         | WINNEBAGO   | NaF          | ADJ    | /80                    | 700           |                                 | 1.0          |
| TOTAL POPULATION SERVED BY SOURCE WATER SYSTEM - - - - - |                 |             |              |        |                        | 700           |                                 |              |
| MUNDELEIN WS   | 0971150         | LAKE        |              | NATL   |                        | 17438         |                                 | 1.1          |
| TOTAL POPULATION SERVED BY SOURCE WATER SYSTEM - - - - - |                 |             |              |        |                        | 17438         |                                 |              |
| N ILL UTIL(WOODED SH)                                    | 1115850         | MCHENRY     |              | NATL   |                        | 655           |                                 | 1.0          |
| TOTAL POPULATION SERVED BY SOURCE WATER SYSTEM - - - - - |                 |             |              |        |                        | 655           |                                 |              |
| N. TAZEWELL PWD  | 1795780         | TAZEWELL    | Acid         | ADJ    | /40                    | 10000         |                                 | 1.0          |
| TOTAL POPULATION SERVED BY SOURCE WATER SYSTEM - - - - - |                 |             |              |        |                        | 10000         |                                 |              |
| NALEVANCO RAINBOW RIDGE SUBD                             | 1615580         | ROCK ISLAND | Acid         | ADJ    | /79                    | 25            |                                 | 1.0          |
| TOTAL POPULATION SERVED BY SOURCE WATER SYSTEM - - - - - |                 |             |              |        |                        | 25            |                                 |              |
| NAPERVILLE WS  | 0434670         | DU PAGE     | Acid         | ADJ    | 06/68                  | 42330         |                                 | 1.0          |
| TOTAL POPULATION SERVED BY SOURCE WATER SYSTEM - - - - - |                 |             |              |        |                        | 42330         |                                 |              |
| NAPLATE WS   | 0990600         | LA SALLE    |              | NATL   |                        | 581           |                                 | 0.9          |
| TOTAL POPULATION SERVED BY SOURCE WATER SYSTEM - - - - - |                 |             |              |        |                        | 581           |                                 |              |
| NASHVILLE WS   | 1890300         | WASHINGTON  | Acid         | ADJ    | 12/56                  | 3200          |                                 | 1.0          |
| HOYLETON   | 1890200         | WASHINGTON  |              | CONS   |                        | 550           |                                 |              |
| NEW MINDEN   | 1890350         | WASHINGTON  |              | CONS   |                        | 150           |                                 |              |
| TOTAL POPULATION SERVED BY SOURCE WATER SYSTEM - - - - - |                 |             |              |        |                        | 3900          |                                 |              |
| NAUVOO WS  | 0670500         | HANCOCK     | NaF          | ADJ    | /69                    | 1133          |                                 | 1.0          |
| TOTAL POPULATION SERVED BY SOURCE WATER SYSTEM - - - - - |                 |             |              |        |                        | 1133          |                                 |              |
| NEBO WS  | 1490500         | PIKE        | NaF          | ADJ    | 11/69                  | 487           |                                 | 1.0          |
| TOTAL POPULATION SERVED BY SOURCE WATER SYSTEM - - - - - |                 |             |              |        |                        | 487           |                                 |              |
| NEOGA WS   | 0350150         | CUMBERLAND  | Acid         | ADJ    | 11/69                  | 1736          |                                 | 1.0          |
| TOTAL POPULATION SERVED BY SOURCE WATER SYSTEM - - - - - |                 |             |              |        |                        | 1736          |                                 |              |

POPULATION SERVED FLUORIDATED DRINKING WATER BY SOURCE SYSTEM,  
CONSECUTIVE SYSTEM, AND COUNTY WITHIN STATE (AS OF 12/31/85)

ILLINOIS

| WATER SYSTEM and<br>CONSECUTIVE SYSTEMS SERVED           | EPA<br>ID<br>NO | COUNTY    | CHEM<br>USED | STATUS | FLUOR<br>START<br>DATE | POP<br>SERVED | NATURAL SYSTEMS<br>NAT OPT<br>LEVEL LEVEL |
|--|-----------------|-----------|--------------|--------|------------------------|---------------|---|
| NEPONSET WS  | 0110700         | BUREAU    |              |        | NATL                   | 575           | 1.8                                       |
| TOTAL POPULATION SERVED BY SOURCE WATER SYSTEM - - - - - |                 |           |              |        |                        | 575           |   |
| NEW BERLIN WS  | 1670800         | SANGAMON  | Acid         | ADJ    | 08/69                  | 834           | 1.0                                       |
| TOTAL POPULATION SERVED BY SOURCE WATER SYSTEM - - - - - |                 |           |              |        |                        | 834           |   |
| NEW BOSTON WS  | 1310250         | MERCER    | NaF          | ADJ    | /68                    | 731           | 1.0                                       |
| TOTAL POPULATION SERVED BY SOURCE WATER SYSTEM - - - - - |                 |           |              |        |                        | 731           |   |
| NEW CANTON WS  | 1490550         | PIKE      | NaF          | ADJ    | /69                    | 420           | 1.0                                       |
| TOTAL POPULATION SERVED BY SOURCE WATER SYSTEM - - - - - |                 |           |              |        |                        | 420           |   |
| NEW HAVEN WS   | 0590150         | GALLATIN  | Acid         | ADJ    | 12/69                  | 559           | 1.0                                       |
| TOTAL POPULATION SERVED BY SOURCE WATER SYSTEM - - - - - |                 |           |              |        |                        | 559           |   |
| NEW HOLLAND WS   | 1070450         | LOGAN     | NaF          | ADJ    | /70                    | 295           | 1.0                                       |
| TOTAL POPULATION SERVED BY SOURCE WATER SYSTEM - - - - - |                 |           |              |        |                        | 295           |   |
| NEW LANDING UTIL INC                                     | 1415100         | OGLE      | Acid         | ADJ    | /69                    | 320           | 1.0                                       |
| TOTAL POPULATION SERVED BY SOURCE WATER SYSTEM - - - - - |                 |           |              |        |                        | 320           |   |
| NEW LENOX WS   | 1970700         | WILL      | NaF          | ADJ    | /70                    | 5792          | 1.0                                       |
| TOTAL POPULATION SERVED BY SOURCE WATER SYSTEM - - - - - |                 |           |              |        |                        | 5792          |   |
| NEW LENOX-LARAWAY  | 1970701         | WILL      | Acid         | ADJ    | /73                    | 1400          | 1.0                                       |
| TOTAL POPULATION SERVED BY SOURCE WATER SYSTEM - - - - - |                 |           |              |        |                        | 1400          |   |
| NEWARK WS  | 0930100         | KENDALL   | Acid         | ADJ    | 06/68                  | 798           | 1.0                                       |
| TOTAL POPULATION SERVED BY SOURCE WATER SYSTEM - - - - - |                 |           |              |        |                        | 798           |   |
| NEWBURGH LANDOWNERS WA                                   | 2015450         | WINNEBAGO | Acid         | ADJ    | /52                    | 80            | 1.0                                       |
| TOTAL POPULATION SERVED BY SOURCE WATER SYSTEM - - - - - |                 |           |              |        |                        | 80            |   |
| NEWMAN WS  | 0410250         | DOUGLAS   | Acid         | ADJ    | /69                    | 1179          | 1.0                                       |
| TOTAL POPULATION SERVED BY SOURCE WATER SYSTEM - - - - - |                 |           |              |        |                        | 1179          |   |

POPULATION SERVED FLUORIDATED DRINKING WATER BY SOURCE SYSTEM,  
CONSECUTIVE SYSTEM, AND COUNTY WITHIN STATE (AS OF 12/31/85)

**ILLINOIS**

| WATER SYSTEM and<br>CONSECUTIVE SYSTEMS SERVED           | EPA<br>ID<br>NO | COUNTY     | CHEM<br>USED | STATUS | FLUOR<br>START<br>DATE | POP<br>SERVED | NATURAL SYSTEMS<br>NAT OPT<br>LEVEL LEVEL |
|--|-----------------|------------|--------------|--------|------------------------|---------------|---|
| NEWTON WS  | 0790100         | JASPER     | NaF          | ADJ    | 03/54                  | 3186          | 1.0                                       |
| TOTAL POPULATION SERVED BY SOURCE WATER SYSTEM - - - - - |                 |            |              |        |                        | 3186          |   |
| NIANTIC WS   | 1150400         | MACON      | Acid         | ADJ    | 11/68                  | 761           | 1.0                                       |
| TOTAL POPULATION SERVED BY SOURCE WATER SYSTEM - - - - - |                 |            |              |        |                        | 761           |   |
| NOBLE WS   | 1590150         | RICHLAND   | Acid         | ADJ    | 06/68                  | 832           | 1.0                                       |
| TOTAL POPULATION SERVED BY SOURCE WATER SYSTEM - - - - - |                 |            |              |        |                        | 832           |   |
| NOKOMIS WS   | 1350450         | MONTGOMERY | NaF          | ADJ    | /68                    | 2660          | 1.0                                       |
| COALTON  | 1350100         | MONTGOMERY |              | CONS   |                        | 300           |   |
| TOTAL POPULATION SERVED BY SOURCE WATER SYSTEM - - - - - |                 |            |              |        |                        | 2960          |   |
| NORDIC PARK WATER-SEWER                                  | 0435850         | DU PAGE    | Acid         | ADJ    | /54                    | 700           | 1.0                                       |
| TOTAL POPULATION SERVED BY SOURCE WATER SYSTEM - - - - - |                 |            |              |        |                        | 700           |   |
| NORDIC WOODS SUBD  | 1415330         | OGLE       | Acid         | ADJ    | /79                    | 424           | 1.0                                       |
| TOTAL POPULATION SERVED BY SOURCE WATER SYSTEM - - - - - |                 |            |              |        |                        | 424           |   |
| NORMAL WS  | 1130900         | MCLEAN     | Acid         | ADJ    | 12/53                  | 35672         | 1.0                                       |
| IL STATE UNIV  | 1135510         | MCLEAN     |              | CONS   |                        | 8000          |   |
| NORMAL (ILL STATE U)                                     | 1135510         | COOK       |              | CONS   |                        | 8000          |   |
| TOTAL POPULATION SERVED BY SOURCE WATER SYSTEM - - - - - |                 |            |              |        |                        | 51672         |   |
| NORRIS CITY WS   | 1930350         | WHITE      | Acid         | ADJ    | /68                    | 1778          | 1.0                                       |
| DALE PWS   | 0655050         | HAMILTON   |              | CONS   |                        | 475           |   |
| TOTAL POPULATION SERVED BY SOURCE WATER SYSTEM - - - - - |                 |            |              |        |                        | 2253          |   |
| NORTH AURORA WS  | 0890600         | KANE       |              | NATL   |                        | 5205          | 1.4                                       |
| TOTAL POPULATION SERVED BY SOURCE WATER SYSTEM - - - - - |                 |            |              |        |                        | 5205          |   |
| NORTH CHICAGO WS   | 0971250         | LAKE       | Acid         | ADJ    | 11/68                  | 38774         | 1.0                                       |
| KNOLLWOOD-RONDOUT WS                                     | 0975460         | LAKE       |              | CONS   |                        | 1000          |   |
| TOTAL POPULATION SERVED BY SOURCE WATER SYSTEM - - - - - |                 |            |              |        |                        | 39774         |   |
| NORTH HAZELWOOD SUBD                                     | 0735850         | HENRY      | NaF          | ADJ    | /76                    | 56            | 1.0                                       |
| TOTAL POPULATION SERVED BY SOURCE WATER SYSTEM - - - - - |                 |            |              |        |                        | 56            |   |

POPULATION SERVED FLUORIDATED DRINKING WATER BY SOURCE SYSTEM,  
CONSECUTIVE SYSTEM, AND COUNTY WITHIN STATE (AS OF 12/31/85)

## ILLINOIS

| WATER SYSTEM and<br>CONSECUTIVE SYSTEMS SERVED           | EPA<br>ID<br>NO | COUNTY     | CHEM<br>USED | STATUS | FLUOR<br>START<br>DATE | POP<br>SERVED | NATURAL SYSTEMS<br>NAT<br>LEVEL | OPT<br>LEVEL |
|--|-----------------|------------|--------------|--------|------------------------|---------------|---------------------------------|--------------|
| NORTH HENDERSON WS                                       | 1310300         | MERCER     |              |        | NATL                   | 234           | 1.9                             |              |
| TOTAL POPULATION SERVED BY SOURCE WATER SYSTEM - - - - - |                 |            |              |        |                        | 234           |                                 |              |
| NORTH PARK PWD   | 2015500         | WINNEBAGO  | Acid         | ADJ    | /55                    | 20000         |                                 | 1.0          |
| TOTAL POPULATION SERVED BY SOURCE WATER SYSTEM - - - - - |                 |            |              |        |                        | 20000         |                                 |              |
| NORTH PEKIN WS   | 1790550         | TAZEWELL   | Acid         | ADJ    | /69                    | 1824          |                                 | 1.0          |
| TOTAL POPULATION SERVED BY SOURCE WATER SYSTEM - - - - - |                 |            |              |        |                        | 1824          |                                 |              |
| NORTH UTICA WS   | 0990650         | LA SALLE   | Acid         | ADJ    | 06/70                  | 1067          |                                 | 1.0          |
| TOTAL POPULATION SERVED BY SOURCE WATER SYSTEM - - - - - |                 |            |              |        |                        | 1067          |                                 |              |
| NORTHBROOK WS  | 0312070         | COOK       | Acid         | ADJ    | 04/56                  | 30735         |                                 | 1.0          |
| TOTAL POPULATION SERVED BY SOURCE WATER SYSTEM - - - - - |                 |            |              |        |                        | 30735         |                                 |              |
| NORTHERN HILLS UTIL CO                                   | 1775050         | STEPHENSON | Acid         | ADJ    | /76                    | 260           |                                 | 1.0          |
| TOTAL POPULATION SERVED BY SOURCE WATER SYSTEM - - - - - |                 |            |              |        |                        | 260           |                                 |              |
| NORTHERN ILLINOIS WC (CHAMP)                             | 0195300         | CHAMPAIGN  | Acid         | ADJ    | /68                    | 116800        |                                 | 1.0          |
| PHILO  | 0190600         | CHAMPAIGN  |              | CONS   |                        | 1020          |                                 |              |
| U OF I   | 0195500         | CHAMPAIGN  |              | CONS   |                        | 34000         |                                 |              |
| TOTAL POPULATION SERVED BY SOURCE WATER SYSTEM - - - - - |                 |            |              |        |                        | 151820        |                                 |              |
| NORTHERN ILLINOIS WC (PONT)                              | 1055030         | LIVINGSTON | Acid         | ADJ    | /69                    | 11227         |                                 | 1.0          |
| PONTIAC CORR CTR   | 1055500         | LIVINGSTON |              | CONS   |                        | 2500          |                                 |              |
| TOTAL POPULATION SERVED BY SOURCE WATER SYSTEM - - - - - |                 |            |              |        |                        | 13727         |                                 |              |
| NORTHERN ILLINOIS WC (STERL)                             | 1955040         | WHITESIDE  | Acid         | ADJ    | 07/69                  | 16273         |                                 | 1.0          |
| TOTAL POPULATION SERVED BY SOURCE WATER SYSTEM - - - - - |                 |            |              |        |                        | 16273         |                                 |              |
| NORTHERN ILLINOIS WC (STREAT)                            | 0995030         | LIVINGSTON | Acid         | ADJ    | 12/69                  | 14769         |                                 | 1.0          |
| TOTAL POPULATION SERVED BY SOURCE WATER SYSTEM - - - - - |                 |            |              |        |                        | 14769         |                                 |              |
| NORTHWEST BELMONT IMP ASSOC                              | 0435900         | DU PAGE    | Acid         | ADJ    | /56                    | 115           |                                 | 1.0          |
| TOTAL POPULATION SERVED BY SOURCE WATER SYSTEM - - - - - |                 |            |              |        |                        | 115           |                                 |              |

POPULATION SERVED FLUORIDATED DRINKING WATER BY SOURCE SYSTEM,  
CONSECUTIVE SYSTEM, AND COUNTY WITHIN STATE (AS OF 12/31/85)

# ILLINOIS

| WATER SYSTEM and<br>CONSECUTIVE SYSTEMS SERVED | EPA<br>ID<br>NO | COUNTY   | CHEM<br>USED | STATUS | FLUOR<br>START<br>DATE | POP<br>SERVED | NATURAL SYSTEMS<br>NAT OPT<br>LEVEL LEVEL |
|--|-----------------|----------|--------------|--------|------------------------|---------------|---|
| NORTHERN ILLINOIS UTILITY                      | 1115850         | MCHENRY  |              |        | NATL                   | 700           | 0.9                                       |
| TOTAL POPULATION SERVED BY SOURCE WATER SYSTEM |                 |          |              |        |                        | 700           |   |
| NUNDA UTIL CO                                  | 1115600         | MCHENRY  |              |        | NATL                   | 320           | 0.9                                       |
| TOTAL POPULATION SERVED BY SOURCE WATER SYSTEM |                 |          |              |        |                        | 320           |   |
| OAK BROOK WS                                   | 0430700         | DU PAGE  | Acid         | ADJ    | /72                    | 13200         | 1.0                                       |
| TOTAL POPULATION SERVED BY SOURCE WATER SYSTEM |                 |          |              |        |                        | 13200         |   |
| OAK RIDGE SAN DIST                             | 2035300         | WOODFORD | Acid         | ADJ    | /68                    | 240           | 1.0                                       |
| TOTAL POPULATION SERVED BY SOURCE WATER SYSTEM |                 |          |              |        |                        | 240           |   |
| OAKDALE ACRES SUBD                             | 0195350         | KANKAKEE | Acid         | ADJ    | /71                    | 357           | 1.0                                       |
| TOTAL POPULATION SERVED BY SOURCE WATER SYSTEM |                 |          |              |        |                        | 357           |   |
| OAKFORD WS                                     | 1290150         | MENARD   | NaF          | ADJ    | 05/69                  | 351           | 1.0                                       |
| TOTAL POPULATION SERVED BY SOURCE WATER SYSTEM |                 |          |              |        |                        | 351           |   |
| OAKHAVEN SUBD                                  | 1795760         | TAZEWELL | Acid         | ADJ    | /50                    | 35            | 1.0                                       |
| TOTAL POPULATION SERVED BY SOURCE WATER SYSTEM |                 |          |              |        |                        | 35            |   |
| OAKLAND WS                                     | 0290300         | COLES    | Acid         | ADJ    | 11/68                  | 1035          | 1.0                                       |
| TOTAL POPULATION SERVED BY SOURCE WATER SYSTEM |                 |          |              |        |                        | 1035          |   |
| OAKLANE ACRES SUBD                             | 1795800         | TAZEWELL | NaF          | ADJ    | /60                    | 120           | 1.0                                       |
| TOTAL POPULATION SERVED BY SOURCE WATER SYSTEM |                 |          |              |        |                        | 120           |   |
| OAKVIEW AVE WATER WORKS                        | 1977210         | WILL     | Acid         | ADJ    | /47                    | 350           | 1.0                                       |
| TOTAL POPULATION SERVED BY SOURCE WATER SYSTEM |                 |          |              |        |                        | 350           |   |
| OAKVIEW-LISLE SUBD                             | 0430552         | DU PAGE  | Acid         | ADJ    | /69                    | 9000          | 1.0                                       |
| FOUR LAKES VILLAGE SUBD                        | 0435390         | DU PAGE  |              | CONS   |                        | 3500          |   |
| TOTAL POPULATION SERVED BY SOURCE WATER SYSTEM |                 |          |              |        |                        | 12500         |   |
| OAKWOOD PLACE                                  | 0735140         | HENRY    | Acid         | ADJ    | /81                    | 64            | 1.0                                       |
| TOTAL POPULATION SERVED BY SOURCE WATER SYSTEM |                 |          |              |        |                        | 64            |   |

POPULATION SERVED FLUORIDATED DRINKING WATER BY SOURCE SYSTEM,  
CONSECUTIVE SYSTEM, AND COUNTY WITHIN STATE (AS OF 12/31/85)

## ILLINOIS

| WATER SYSTEM and<br>CONSECUTIVE SYSTEMS SERVED           | EPA<br>ID<br>NO | COUNTY     | CHEM<br>USED | STATUS | FLUOR<br>START<br>DATE | POP<br>SERVED | NATURAL SYSTEMS<br>NAT<br>LEVEL | OPT<br>LEVEL |
|--|-----------------|------------|--------------|--------|------------------------|---------------|---------------------------------|--------------|
| OAKWOOD WS   | 1830600         | VERMILION  | Acid         | ADJ    | /70                    | 1627          |                                 | 1.0          |
| TOTAL POPULATION SERVED BY SOURCE WATER SYSTEM - - - - - |                 |            |              |        |                        | 1627          |                                 |              |
| ODELL WS   | 1050550         | LIVINGSTON |              | NATL   |                        | 1083          |                                 | 1.8          |
| TOTAL POPULATION SERVED BY SOURCE WATER SYSTEM - - - - - |                 |            |              |        |                        | 1083          |                                 |              |
| OGDEN GARDENS SUBD                                       | 0895400         | KANE       |              | NATL   |                        | 400           |                                 | 0.9          |
| TOTAL POPULATION SERVED BY SOURCE WATER SYSTEM - - - - - |                 |            |              |        |                        | 400           |                                 |              |
| OGDEN WS   | 0190500         | CHAMPAIGN  | Acid         | ADJ    | /70                    | 818           |                                 | 1.0          |
| TOTAL POPULATION SERVED BY SOURCE WATER SYSTEM - - - - - |                 |            |              |        |                        | 818           |                                 |              |
| OGLESBY WS   | 0990700         | LA SALLE   |              | NATL   |                        | 4634          |                                 | 1.0          |
| JONESVILLE PWD   | 0995170         | LA SALLE   |              | CONS   |                        | 400           |                                 |              |
| TOTAL POPULATION SERVED BY SOURCE WATER SYSTEM - - - - - |                 |            |              |        |                        | 5034          |                                 |              |
| OHIO WS  | 0110800         | BUREAU     |              | NATL   |                        | 544           |                                 | 0.7          |
| TOTAL POPULATION SERVED BY SOURCE WATER SYSTEM - - - - - |                 |            |              |        |                        | 544           |                                 |              |
| OKAWVILLE WS   | 0890400         | WASHINGTON | NaSiF6       | ADJ    | 11/68                  | 1337          |                                 | 1.0          |
| TOTAL POPULATION SERVED BY SOURCE WATER SYSTEM - - - - - |                 |            |              |        |                        | 1337          |                                 |              |
| OLD SHAWNEETOWN WS                                       | 0590200         | GALLATIN   | Acid         | ADJ    | /70                    | 396           |                                 | 1.0          |
| TOTAL POPULATION SERVED BY SOURCE WATER SYSTEM - - - - - |                 |            |              |        |                        | 396           |                                 |              |
| OLMSTED  | 1530250         | PULASKI    | Acid         | ADJ    | /68                    | 683           |                                 | 1.0          |
| TOTAL POPULATION SERVED BY SOURCE WATER SYSTEM - - - - - |                 |            |              |        |                        | 683           |                                 |              |
| OLNEY WS   | 1590200         | RICHLAND   | Acid         | ADJ    | /68                    | 9026          |                                 | 1.0          |
| TOTAL POPULATION SERVED BY SOURCE WATER SYSTEM - - - - - |                 |            |              |        |                        | 9026          |                                 |              |
| OLYMPIA FIELDS WS  | 0312280         | COOK       | Acid         | ADJ    | /70                    | 4146          |                                 | 1.0          |
| TOTAL POPULATION SERVED BY SOURCE WATER SYSTEM - - - - - |                 |            |              |        |                        | 4146          |                                 |              |
| OMAHA WS   | 0590250         | GALLATIN   | NaF          | ADJ    | /68                    | 550           |                                 | 1.0          |
| TOTAL POPULATION SERVED BY SOURCE WATER SYSTEM - - - - - |                 |            |              |        |                        | 550           |                                 |              |

POPULATION SERVED FLUORIDATED DRINKING WATER BY SOURCE SYSTEM,  
CONSECUTIVE SYSTEM, AND COUNTY WITHIN STATE (AS OF 12/31/85)

## ILLINOIS

| WATER SYSTEM and<br>CONSECUTIVE SYSTEMS SERVED           | EPA<br>ID<br>NO | COUNTY     | CHEM<br>USED | STATUS | FLUOR<br>START<br>DATE | POP<br>SERVED | NATURAL SYSTEMS<br>NAT<br>LEVEL | OPT<br>LEVEL |
|--|-----------------|------------|--------------|--------|------------------------|---------------|---------------------------------|--------------|
| ONARGA WS  | 0750700         | IROQUOIS   | NaF          | ADJ    | 04/71                  | 1269          |                                 | 1.0          |
| TOTAL POPULATION SERVED BY SOURCE WATER SYSTEM - - - - - |                 |            |              |        |                        | 1269          |                                 |              |
| ONEIDA WS  | 0950400         | KNOX       |              | NATL   |                        | 765           |                                 | 2.3          |
| TOTAL POPULATION SERVED BY SOURCE WATER SYSTEM - - - - - |                 |            |              |        |                        | 765           |                                 |              |
| OPHEIM PWS   | 0735150         | HENRY      |              | NATL   |                        | 115           |                                 | 1.0          |
| TOTAL POPULATION SERVED BY SOURCE WATER SYSTEM - - - - - |                 |            |              |        |                        | 115           |                                 |              |
| OQUAWKA WS   | 0710300         | HENDERSON  | NaF          | ADJ    | /69                    | 1533          |                                 | 1.0          |
| TOTAL POPULATION SERVED BY SOURCE WATER SYSTEM - - - - - |                 |            |              |        |                        | 1533          |                                 |              |
| ORANGEVILLE WS   | 1770350         | STEPHENSON | Acid         | ADJ    | 11/68                  | 598           |                                 | 1.0          |
| TOTAL POPULATION SERVED BY SOURCE WATER SYSTEM - - - - - |                 |            |              |        |                        | 598           |                                 |              |
| OREANA WS  | 1150450         | MACON      | Acid         | ADJ    | 05/68                  | 999           |                                 | 1.0          |
| TOTAL POPULATION SERVED BY SOURCE WATER SYSTEM - - - - - |                 |            |              |        |                        | 999           |                                 |              |
| OREGON WS  | 1410400         | OGLE       | Acid         | ADJ    | 11/84                  | 3559          |                                 | 1.0          |
| TOTAL POPULATION SERVED BY SOURCE WATER SYSTEM - - - - - |                 |            |              |        |                        | 3559          |                                 |              |
| ORION WS   | 0730700         | HENRY      | NaF          | ADJ    | 09/52                  | 2013          |                                 | 1.0          |
| TOTAL POPULATION SERVED BY SOURCE WATER SYSTEM - - - - - |                 |            |              |        |                        | 2013          |                                 |              |
| ORLAND HILLS SUBD  | 0317000         | COOK       | Acid         | ADJ    | /77                    | 150           |                                 | 1.0          |
| TOTAL POPULATION SERVED BY SOURCE WATER SYSTEM - - - - - |                 |            |              |        |                        | 150           |                                 |              |
| OSCO PWS   | 0735200         | HENRY      | Acid         | ADJ    | /51                    | 115           |                                 | 1.0          |
| TOTAL POPULATION SERVED BY SOURCE WATER SYSTEM - - - - - |                 |            |              |        |                        | 115           |                                 |              |
| OSWEGO WS  | 0930150         | KENDALL    |              | NATL   |                        | 3021          |                                 | 1.4          |
| TOTAL POPULATION SERVED BY SOURCE WATER SYSTEM - - - - - |                 |            |              |        |                        | 3021          |                                 |              |
| OTTAWA WS  | 0990800         | LA SALLE   | NaF          | ADJ    | /68                    | 18166         |                                 | 1.0          |
| FIELD HILL IMP ASSOC                                     | 0995150         | LA SALLE   |              | CONS   |                        | 50            |                                 |              |
| TOTAL POPULATION SERVED BY SOURCE WATER SYSTEM - - - - - |                 |            |              |        |                        | 18216         |                                 |              |



POPULATION SERVED FLUORIDATED DRINKING WATER BY SOURCE SYSTEM,  
 CONSECUTIVE SYSTEM, AND COUNTY WITHIN STATE (AS OF 12/31/85)

**ILLINOIS**

| WATER SYSTEM and<br>CONSECUTIVE SYSTEMS SERVED           | EPA<br>ID<br>NO | COUNTY     | CHEM<br>USED | STATUS | FLUOR<br>START<br>DATE | POP<br>SERVED | NATURAL SYSTEMS |              |
|--|-----------------|------------|--------------|--------|------------------------|---------------|-----------------|--------------|
|  |                 |            |              |        |                        |               | NAT<br>LEVEL    | OPT<br>LEVEL |
| OTTER CREEK LAKE UTIL D                                  | 2015320         | WINNEBAGO  | Acid         | ADJ    | /70                    | 1350          |                 | 1.0          |
| TOTAL POPULATION SERVED BY SOURCE WATER SYSTEM - - - - - |                 |            |              |        |                        | 1350          |                 |              |
| PALATINE WS  | 0312340         | COOK       |              | NATL   |                        | 32166         |                 | 1.2          |
| TOTAL POPULATION SERVED BY SOURCE WATER SYSTEM - - - - - |                 |            |              |        |                        | 32166         |                 |              |
| PALMER WS  | 0210450         | CHRISTIAN  | Acid         | ADJ    | /69                    | 278           |                 | 1.0          |
| TOTAL POPULATION SERVED BY SOURCE WATER SYSTEM - - - - - |                 |            |              |        |                        | 278           |                 |              |
| PALMYRA-MODESTO WC                                       | 1175150         | MACOUPIN   | Acid         | ADJ    | 03/69                  | 260           |                 | 1.0          |
| PALMYRA  | 1170800         | MACOUPIN   |              | CONS   |                        | 865           |                 |              |
| TOTAL POPULATION SERVED BY SOURCE WATER SYSTEM - - - - - |                 |            |              |        |                        | 1125          |                 |              |
| PANA WS  | 0210500         | CHRISTIAN  | Acid         | ADJ    | /69                    | 6040          |                 | 1.0          |
| TOTAL POPULATION SERVED BY SOURCE WATER SYSTEM - - - - - |                 |            |              |        |                        | 6040          |                 |              |
| PARIS WS   | 0450300         | EDGAR      | Acid         | ADJ    | 10/70                  | 9885          |                 | 1.0          |
| TOTAL POPULATION SERVED BY SOURCE WATER SYSTEM - - - - - |                 |            |              |        |                        | 9885          |                 |              |
| PARK CREST WATER CO                                      | 1775100         | STEPHENSON | NaF          | ADJ    | /60                    | 1200          |                 | 1.0          |
| TOTAL POPULATION SERVED BY SOURCE WATER SYSTEM - - - - - |                 |            |              |        |                        | 1200          |                 |              |
| PARK FOREST SOUTH WS                                     | 1975030         | WILL       | Acid         | ADJ    | 03/68                  | 6245          |                 | 1.0          |
| TOTAL POPULATION SERVED BY SOURCE WATER SYSTEM - - - - - |                 |            |              |        |                        | 6245          |                 |              |
| PARK FOREST WS   | 0314740         | COOK       | NaF          | ADJ    | 12/52                  | 26222         |                 | 1.0          |
| TOTAL POPULATION SERVED BY SOURCE WATER SYSTEM - - - - - |                 |            |              |        |                        | 26222         |                 |              |
| PARK RD WATER ASSOC                                      | 1977330         | WILL       | Acid         | ADJ    | /30                    | 95            |                 | 1.0          |
| TOTAL POPULATION SERVED BY SOURCE WATER SYSTEM - - - - - |                 |            |              |        |                        | 95            |                 |              |
| PARK VIEW WATER CORP                                     | 0895500         | KANE       | Acid         | ADJ    | /47                    | 170           |                 | 1.0          |
| TOTAL POPULATION SERVED BY SOURCE WATER SYSTEM - - - - - |                 |            |              |        |                        | 170           |                 |              |
| PARKERSBURG WS   | 1590250         | RICHLAND   |              | NATL   |                        | 268           |                 | 6.5          |
| TOTAL POPULATION SERVED BY SOURCE WATER SYSTEM - - - - - |                 |            |              |        |                        | 268           |                 |              |

POPULATION SERVED FLUORIDATED DRINKING WATER BY SOURCE SYSTEM,  
CONSECUTIVE SYSTEM, AND COUNTY WITHIN STATE (AS OF 12/31/85)

**ILLINOIS**

| WATER SYSTEM and<br>CONSECUTIVE SYSTEMS SERVED           | EPA<br>ID<br>NO | COUNTY     | CHEM<br>USED | STATUS | FLUOR<br>START<br>DATE | POP<br>SERVED | NATURAL SYSTEMS<br>NAT<br>LEVEL | OPT<br>LEVEL |
|--|-----------------|------------|--------------|--------|------------------------|---------------|---------------------------------|--------------|
| PATOKA WS  | 1210400         | MARION     | NaF          | ADJ    | /70                    | 1032          |                                 | 1.0          |
| VERNON   | 1210550         | MARION     |              | CONS   |                        | 335           |                                 |              |
| TOTAL POPULATION SERVED BY SOURCE WATER SYSTEM - - - - - |                 |            |              |        |                        | 1367          |                                 |              |
| PAW PAW  | 1030400         | LEE        | Acid         | ADJ    | 09/59                  | 839           |                                 | 1.0          |
| TOTAL POPULATION SERVED BY SOURCE WATER SYSTEM - - - - - |                 |            |              |        |                        | 839           |                                 |              |
| PAXTON   | 0530250         | FORD       | Acid         | ADJ    | 05/68                  | 4258          |                                 | 1.0          |
| TOTAL POPULATION SERVED BY SOURCE WATER SYSTEM - - - - - |                 |            |              |        |                        | 4258          |                                 |              |
| PAYSON WS  | 0010550         | ADAMS      | NaF          | ADJ    | /69                    | 1065          |                                 | 1.0          |
| TOTAL POPULATION SERVED BY SOURCE WATER SYSTEM - - - - - |                 |            |              |        |                        | 1065          |                                 |              |
| PEARL CITY WS  | 1770400         | STEPHENSON | Acid         | ADJ    | 04/71                  | 661           |                                 | 1.0          |
| TOTAL POPULATION SERVED BY SOURCE WATER SYSTEM - - - - - |                 |            |              |        |                        | 661           |                                 |              |
| PEARL WS   | 1490650         | PIKE       | Acid         | ADJ    | 10/69                  | 322           |                                 | 1.0          |
| TOTAL POPULATION SERVED BY SOURCE WATER SYSTEM - - - - - |                 |            |              |        |                        | 322           |                                 |              |
| PECATONICA WS  | 2010250         | WINNEBAGO  | Acid         | ADJ    | /68                    | 1732          |                                 | 1.0          |
| TOTAL POPULATION SERVED BY SOURCE WATER SYSTEM - - - - - |                 |            |              |        |                        | 1732          |                                 |              |
| PEKARA SUBD  | 0975900         | LAKE       | Acid         | ADJ    | /85                    | 3590          |                                 | 1.0          |
| TOTAL POPULATION SERVED BY SOURCE WATER SYSTEM - - - - - |                 |            |              |        |                        | 3590          |                                 |              |
| PEKIN (ILL-AM WC)  | 1795040         | TAZEWELL   | Acid         | ADJ    | /68                    | 33967         |                                 | 1.0          |
| TOTAL POPULATION SERVED BY SOURCE WATER SYSTEM - - - - - |                 |            |              |        |                        | 33967         |                                 |              |
| PENFIELD PWD   | 0195100         | CHAMPAIGN  | Acid         | ADJ    | 05/68                  | 275           |                                 | 1.0          |
| TOTAL POPULATION SERVED BY SOURCE WATER SYSTEM - - - - - |                 |            |              |        |                        | 275           |                                 |              |
| PEORIA (ILL-AM WC)                                       | 1435030         | PEORIA     | Acid         | ADJ    | 10/58                  | 132315        |                                 | 1.0          |
| TOTAL POPULATION SERVED BY SOURCE WATER SYSTEM - - - - - |                 |            |              |        |                        | 132315        |                                 |              |
| PEORIA HEIGHTS WS  | 1434750         | PEORIA     | Acid         | ADJ    | /82                    | 7453          |                                 | 1.0          |
| TOTAL POPULATION SERVED BY SOURCE WATER SYSTEM - - - - - |                 |            |              |        |                        | 7453          |                                 |              |

POPULATION SERVED FLUORIDATED DRINKING WATER BY SOURCE SYSTEM,  
 CONSECUTIVE SYSTEM, AND COUNTY WITHIN STATE (AS OF 12/31/85)

# ILLINOIS

| WATER SYSTEM and<br>CONSECUTIVE SYSTEMS SERVED           | EPA<br>ID<br>NO | COUNTY     | CHEM<br>USED | STATUS | FLUOR<br>START<br>DATE | POP<br>SERVED | NATURAL SYSTEMS<br>NAT<br>LEVEL | OPT<br>LEVEL |
|--|-----------------|------------|--------------|--------|------------------------|---------------|---------------------------------|--------------|
| PEOTONE WS   | 1970750         | WILL       | Acid         | ADJ    | 11/70                  | 2832          |                                 | 1.0          |
| TOTAL POPULATION SERVED BY SOURCE WATER SYSTEM - - - - - |                 |            |              |        |                        | 2832          |                                 |              |
| PERCY WS   | 1570350         | RANDOLPH   | Acid         | ADJ    | 08/69                  | 1053          |                                 | 1.0          |
| TOTAL POPULATION SERVED BY SOURCE WATER SYSTEM - - - - - |                 |            |              |        |                        | 1053          |                                 |              |
| PERRY WS   | 1490700         | PIKE       | NaF          | ADJ    | 01/70                  | 487           |                                 | 1.0          |
| TOTAL POPULATION SERVED BY SOURCE WATER SYSTEM - - - - - |                 |            |              |        |                        | 487           |                                 |              |
| PERU WS  | 0990850         | LA SALLE   |              | NATL   |                        | 10886         | 0.8                             |              |
| TOTAL POPULATION SERVED BY SOURCE WATER SYSTEM - - - - - |                 |            |              |        |                        | 10886         |                                 |              |
| PESOTUM WS   | 0190550         | CHAMPAIGN  | Acid         | ADJ    | 12/70                  | 651           |                                 | 1.0          |
| TOTAL POPULATION SERVED BY SOURCE WATER SYSTEM - - - - - |                 |            |              |        |                        | 651           |                                 |              |
| PETERSBURG WS  | 1290200         | MENARD     | NaF          | ADJ    | /68                    | 2529          |                                 | 1.0          |
| OLD SALEM (CHATAQUA)                                     | 1295100         | MENARD     |              | CONS   |                        | 110           |                                 |              |
| TOTAL POPULATION SERVED BY SOURCE WATER SYSTEM - - - - - |                 |            |              |        |                        | 2639          |                                 |              |
| PIKE CO PWD NO 1   | 1495000         | PIKE       | Acid         | ADJ    | /79                    | 2000          |                                 | 1.0          |
| TOTAL POPULATION SERVED BY SOURCE WATER SYSTEM - - - - - |                 |            |              |        |                        | 2000          |                                 |              |
| PINCKNEYVILLE WS   | 1450150         | PERRY      | Acid         | ADJ    | 08/59                  | 4832          |                                 | 1.0          |
| TOTAL POPULATION SERVED BY SOURCE WATER SYSTEM - - - - - |                 |            |              |        |                        | 4832          |                                 |              |
| PINE RIDGE UTIL INC                                      | 0735400         | HENRY      | Acid         | ADJ    | /70                    | 46            |                                 | 1.0          |
| TOTAL POPULATION SERVED BY SOURCE WATER SYSTEM - - - - - |                 |            |              |        |                        | 46            |                                 |              |
| PIONEER ACRES WC   | 0855200         | JO DAVIESS | Acid         | ADJ    | /71                    | 600           |                                 | 1.0          |
| TOTAL POPULATION SERVED BY SOURCE WATER SYSTEM - - - - - |                 |            |              |        |                        | 600           |                                 |              |
| PIPER CITY WS  | 0530300         | FORD       | Acid         | ADJ    | 10/70                  | 905           |                                 | 1.0          |
| TOTAL POPULATION SERVED BY SOURCE WATER SYSTEM - - - - - |                 |            |              |        |                        | 905           |                                 |              |
| PITTSFIELD WS  | 1490750         | PIKE       | Acid         | ADJ    | 12/63                  | 4170          |                                 | 1.0          |
| TOTAL POPULATION SERVED BY SOURCE WATER SYSTEM - - - - - |                 |            |              |        |                        | 4170          |                                 |              |

POPULATION SERVED FLUORIDATED DRINKING WATER BY SOURCE SYSTEM,  
CONSECUTIVE SYSTEM, AND COUNTY WITHIN STATE (AS OF 12/31/85)

# ILLINOIS

| WATER SYSTEM and<br>CONSECUTIVE SYSTEMS SERVED           | EPA<br>ID<br>NO | COUNTY   | CHEM<br>USED | STATUS | FLUOR<br>START<br>DATE | POP<br>SERVED | NATURAL SYSTEMS<br>NAT<br>LEVEL | OPT<br>LEVEL |
|--|-----------------|----------|--------------|--------|------------------------|---------------|---------------------------------|--------------|
| PLAINFIELD WS  | 1970800         | WILL     |              | NATL   |                        | 4485          | 1.4                             |              |
| TOTAL POPULATION SERVED BY SOURCE WATER SYSTEM - - - - - |                 |          |              |        |                        | 4485          |                                 |              |
| PLAINVILLE WS  | 0010600         | ADAMS    | NaF          | ADJ    | 10/69                  | 289           |                                 | 1.0          |
| TOTAL POPULATION SERVED BY SOURCE WATER SYSTEM - - - - - |                 |          |              |        |                        | 289           |                                 |              |
| PLANO WS   | 0930200         | KENDALL  | Acid         | ADJ    | 07/68                  | 4875          |                                 | 1.0          |
| TOTAL POPULATION SERVED BY SOURCE WATER SYSTEM - - - - - |                 |          |              |        |                        | 4875          |                                 |              |
| PLEASANT HILL COMM ASSOC                                 | 0435980         | DU PAGE  | Acid         | ADJ    | /53                    | 182           |                                 | 1.0          |
| TOTAL POPULATION SERVED BY SOURCE WATER SYSTEM - - - - - |                 |          |              |        |                        | 182           |                                 |              |
| PLEASANT HILL WS   | 1490800         | PIKE     | NaF          | ADJ    | 06/69                  | 1112          |                                 | 1.0          |
| TOTAL POPULATION SERVED BY SOURCE WATER SYSTEM - - - - - |                 |          |              |        |                        | 1112          |                                 |              |
| PLEASANT PLAINS WS                                       | 1670900         | SANGAMON | Acid         | ADJ    | 12/68                  | 688           |                                 | 1.0          |
| TOTAL POPULATION SERVED BY SOURCE WATER SYSTEM - - - - - |                 |          |              |        |                        | 688           |                                 |              |
| PLEASANT VALLEY PWD                                      | 1435470         | PEORIA   | Acid         | ADJ    | /54                    | 3400          |                                 | 1.0          |
| TOTAL POPULATION SERVED BY SOURCE WATER SYSTEM - - - - - |                 |          |              |        |                        | 3400          |                                 |              |
| PLUM CREEK CONDOMIN                                      | 0317080         | COOK     |              | NATL   |                        | 570           | 1.4                             |              |
| TOTAL POPULATION SERVED BY SOURCE WATER SYSTEM - - - - - |                 |          |              |        |                        | 570           |                                 |              |
| PLUM GROVE CONDO   | 0317950         | COOK     |              | NATL   |                        | 170           | 1.3                             |              |
| TOTAL POPULATION SERVED BY SOURCE WATER SYSTEM - - - - - |                 |          |              |        |                        | 170           |                                 |              |
| PLYMOUTH WS  | 0670550         | HANCOCK  | Acid         | ADJ    | /68                    | 649           |                                 | 1.0          |
| TOTAL POPULATION SERVED BY SOURCE WATER SYSTEM - - - - - |                 |          |              |        |                        | 649           |                                 |              |
| POCHONTAS WS   | 0050200         | BOND     | Acid         | ADJ    | 01/70                  | 866           |                                 | 1.0          |
| TOTAL POPULATION SERVED BY SOURCE WATER SYSTEM - - - - - |                 |          |              |        |                        | 866           |                                 |              |
| POLO DR + SADDLE RD SUBD                                 | 0437000         | DU PAGE  | Acid         | ADJ    | /50                    | 108           |                                 | 1.0          |
| TOTAL POPULATION SERVED BY SOURCE WATER SYSTEM - - - - - |                 |          |              |        |                        | 108           |                                 |              |

POPULATION SERVED FLUORIDATED DRINKING WATER BY SOURCE SYSTEM,  
CONSECUTIVE SYSTEM, AND COUNTY WITHIN STATE (AS OF 12/31/85)

# ILLINOIS

| WATER SYSTEM and<br>CONSECUTIVE SYSTEMS SERVED           | EPA<br>ID<br>NO | COUNTY      | CHEM<br>USED | STATUS | FLUOR<br>START<br>DATE | POP<br>SERVED | NATURAL SYSTEMS<br>NAT<br>LEVEL | OPT<br>LEVEL |
|--|-----------------|-------------|--------------|--------|------------------------|---------------|---------------------------------|--------------|
| POLO WS  | 1410450         | OGLE        | Acid         | ADJ    | 12/69                  | 2643          |                                 | 1.0          |
| TOTAL POPULATION SERVED BY SOURCE WATER SYSTEM - - - - - |                 |             |              |        |                        | 2643          |                                 |              |
| POPLAR GROVE WS  | 0070150         | BOONE       | Acid         | ADJ    | /68                    | 818           |                                 | 1.0          |
| TOTAL POPULATION SERVED BY SOURCE WATER SYSTEM - - - - - |                 |             |              |        |                        | 818           |                                 |              |
| FORT BYRON WS  | 1610550         | ROCK ISLAND | NaF          | ADJ    | 08/70                  | 1289          |                                 | 1.0          |
| TOTAL POPULATION SERVED BY SOURCE WATER SYSTEM - - - - - |                 |             |              |        |                        | 1289          |                                 |              |
| POTOMAC WS   | 1830650         | VERMILION   | NaF          | ADJ    | 03/63                  | 874           |                                 | 1.0          |
| TOTAL POPULATION SERVED BY SOURCE WATER SYSTEM - - - - - |                 |             |              |        |                        | 874           |                                 |              |
| PRAIRIE CITY WS  | 1090400         | MCDONOUGH   |              | NATL   |                        | 580           | 3.1                             |              |
| TOTAL POPULATION SERVED BY SOURCE WATER SYSTEM - - - - - |                 |             |              |        |                        | 580           |                                 |              |
| PRAIRIE DU ROCHER WS                                     | 1570400         | RANDOLPH    | NaF          | ADJ    | 05/71                  | 701           |                                 | 1.0          |
| TOTAL POPULATION SERVED BY SOURCE WATER SYSTEM - - - - - |                 |             |              |        |                        | 701           |                                 |              |
| PRAIRIE RIDGE ASSOC                                      | 1115730         | MCHENRY     | Acid         | ADJ    | /78                    | 105           |                                 | 1.0          |
| TOTAL POPULATION SERVED BY SOURCE WATER SYSTEM - - - - - |                 |             |              |        |                        | 105           |                                 |              |
| PRAIRIE VIEW SUBD  | 1795900         | TAZEWELL    | Acid         | ADJ    | /55                    | 55            |                                 | 1.0          |
| TOTAL POPULATION SERVED BY SOURCE WATER SYSTEM - - - - - |                 |             |              |        |                        | 55            |                                 |              |
| PRESTBURY UC   | 0895520         | KANE        | Acid         | ADJ    | 12/68                  | 810           |                                 | 1.0          |
| TOTAL POPULATION SERVED BY SOURCE WATER SYSTEM - - - - - |                 |             |              |        |                        | 810           |                                 |              |
| PRESTWICK UTIL SUBD                                      | 1977530         | WILL        | Acid         | ADJ    | /75                    | 3100          |                                 | 1.0          |
| TOTAL POPULATION SERVED BY SOURCE WATER SYSTEM - - - - - |                 |             |              |        |                        | 3100          |                                 |              |
| PRINCETON WS   | 0110850         | BUREAU      | Acid         | ADJ    | 11/69                  | 7343          |                                 | 1.0          |
| TOTAL POPULATION SERVED BY SOURCE WATER SYSTEM - - - - - |                 |             |              |        |                        | 7343          |                                 |              |
| PRINCEVILLE WS   | 1430750         | PEORIA      |              | NATL   |                        | 1712          | 2.0                             |              |
| TOTAL POPULATION SERVED BY SOURCE WATER SYSTEM - - - - - |                 |             |              |        |                        | 1712          |                                 |              |

POPULATION SERVED FLUORIDATED DRINKING WATER BY SOURCE SYSTEM,  
CONSECUTIVE SYSTEM, AND COUNTY WITHIN STATE (AS OF 12/31/85)

# ILLINOIS

| WATER SYSTEM and<br>CONSECUTIVE SYSTEMS SERVED           | EPA<br>ID<br>NO | COUNTY      | CHEM<br>USED | STATUS | FLUOR<br>START<br>DATE | POP<br>SERVED | NATURAL SYSTEMS<br>NAT<br>LEVEL | OPT<br>LEVEL |
|--|-----------------|-------------|--------------|--------|------------------------|---------------|---------------------------------|--------------|
| PROPHETSTOWN WS  | 1950400         | WHITESIDE   | Acid         | ADJ    | 12/68                  | 2141          |                                 | 1.0          |
| TOTAL POPULATION SERVED BY SOURCE WATER SYSTEM - - - - - |                 |             |              |        |                        | 2141          |                                 |              |
| PROSPECT HTS   | 0312530         | COOK        | Acid         | ADJ    | /80                    | 40            |                                 | 1.0          |
| TOTAL POPULATION SERVED BY SOURCE WATER SYSTEM - - - - - |                 |             |              |        |                        | 40            |                                 |              |
| PULASKI WS   | 1530300         | PULASKI     | NaF          | ADJ    | 11/69                  | 477           |                                 | 1.0          |
| TOTAL POPULATION SERVED BY SOURCE WATER SYSTEM - - - - - |                 |             |              |        |                        | 477           |                                 |              |
| PUTNAM WTR ASSOC   | 1555150         | PUTNAM      | Acid         | ADJ    | /55                    | 35            |                                 | 1.0          |
| TOTAL POPULATION SERVED BY SOURCE WATER SYSTEM - - - - - |                 |             |              |        |                        | 35            |                                 |              |
| QUINCY WS  | 0010650         | ADAMS       | NaSiF6       | ADJ    | 04/54                  | 42352         |                                 | 1.0          |
| IL VET HOME  | 0015500         | ADAMS       |              | CONS   |                        | 1020          |                                 |              |
| TOTAL POPULATION SERVED BY SOURCE WATER SYSTEM - - - - - |                 |             |              |        |                        | 43372         |                                 |              |
| RAMSEY WS  | 0510200         | FAYETTE     | NaF          | ADJ    | 12/68                  | 1058          |                                 | 1.0          |
| TOTAL POPULATION SERVED BY SOURCE WATER SYSTEM - - - - - |                 |             |              |        |                        | 1058          |                                 |              |
| RAND ESTATES SUBD  | 0975950         | LAKE        |              | NATL   |                        | 120           | 1.3                             |              |
| TOTAL POPULATION SERVED BY SOURCE WATER SYSTEM - - - - - |                 |             |              |        |                        | 120           |                                 |              |
| RANKIN WS  | 1830700         | VERMILION   | NaF          | ADJ    | 11/60                  | 727           |                                 | 1.0          |
| TOTAL POPULATION SERVED BY SOURCE WATER SYSTEM - - - - - |                 |             |              |        |                        | 727           |                                 |              |
| RANSOM WS  | 0990900         | LA SALLE    |              | NATL   |                        | 456           | 1.2                             |              |
| TOTAL POPULATION SERVED BY SOURCE WATER SYSTEM - - - - - |                 |             |              |        |                        | 456           |                                 |              |
| RANTOUL WS   | 0190650         | CHAMPAIGN   | Acid         | ADJ    | 05/65                  | 20161         |                                 | 1.0          |
| TOTAL POPULATION SERVED BY SOURCE WATER SYSTEM - - - - - |                 |             |              |        |                        | 20161         |                                 |              |
| RAPIDS CITY WS   | 1610600         | ROCK ISLAND | Acid         | ADJ    | /68                    | 1058          |                                 | 1.0          |
| TOTAL POPULATION SERVED BY SOURCE WATER SYSTEM - - - - - |                 |             |              |        |                        | 1058          |                                 |              |
| RARITAN WS   | 0710350         | HENDERSON   |              | NATL   |                        | 177           | 3.0                             |              |
| TOTAL POPULATION SERVED BY SOURCE WATER SYSTEM - - - - - |                 |             |              |        |                        | 177           |                                 |              |

POPULATION SERVED FLUORIDATED DRINKING WATER BY SOURCE SYSTEM,  
CONSECUTIVE SYSTEM, AND COUNTY WITHIN STATE (AS OF 12/31/85)

## ILLINOIS

| WATER SYSTEM and<br>CONSECUTIVE SYSTEMS SERVED           | EPA<br>ID<br>NO | COUNTY     | CHEM<br>USED | STATUS | FLUOR<br>START<br>DATE | POP<br>SERVED | NATURAL SYSTEMS |              |
|--|-----------------|------------|--------------|--------|------------------------|---------------|-----------------|--------------|
|  |                 |            |              |        |                        |               | NAT<br>LEVEL    | OPT<br>LEVEL |
| RAYMOND WS   | 1350550         | MONTGOMERY | Acid         | ADJ    | 01/71                  | 957           |                 | 1.0          |
| TOTAL POPULATION SERVED BY SOURCE WATER SYSTEM - - - - - |                 |            |              |        |                        | 957           |                 |              |
| RED BUD WS   | 1570450         | RANDOLPH   | Acid         | ADJ    | /70                    | 2850          |                 | 1.0          |
| TOTAL POPULATION SERVED BY SOURCE WATER SYSTEM - - - - - |                 |            |              |        |                        | 2850          |                 |              |
| REDDICK WS   | 0914780         | KANKAKEE   |              | NATL   |                        | 243           | 2.1             |              |
| TOTAL POPULATION SERVED BY SOURCE WATER SYSTEM - - - - - |                 |            |              |        |                        | 243           |                 |              |
| REDMON WS  | 0450350         | EDGAR      | Acid         | ADJ    | /70                    | 224           |                 | 1.0          |
| TOTAL POPULATION SERVED BY SOURCE WATER SYSTEM - - - - - |                 |            |              |        |                        | 224           |                 |              |
| REND LAKE INT-CITY W                                     | 0555100         | FRANKLIN   | Acid         | ADJ    | /71                    | 92410         |                 | 1.0          |
| AKIN WD  | 0555120         | FRANKLIN   |              | CONS   |                        | 1740          |                 |              |
| BELLE RIVE   | 0810050         | JEFFERSON  |              | CONS   |                        | 2635          |                 |              |
| BENTON   | 0550050         | FRANKLIN   |              | CONS   |                        | 9880          |                 |              |
| BLAIRSVILLE PWD  | 1995350         | WILLIAMSON |              | CONS   |                        | 455           |                 |              |
| BLUFORD  | 0810100         | JEFFERSON  |              | CONS   |                        | 1922          |                 |              |
| BONNIE   | 0810150         | JEFFERSON  |              | CONS   |                        | 705           |                 |              |
| BUCKNER  | 0550100         | FRANKLIN   |              | CONS   |                        | 900           |                 |              |
| CARTERVILLE  | 1990150         | WILLIAMSON |              | CONS   |                        | 5250          |                 |              |
| CARTERVILLE WEST SUBD                                    | 1995300         | WILLIAMSON |              | CONS   |                        | 136           |                 |              |
| CHRISTOPHER  | 0550150         | FRANKLIN   |              | CONS   |                        | 4550          |                 |              |
| COAL VALLEY PWD  | 1995250         | WILLIAMSON |              | CONS   |                        | 2680          |                 |              |
| COLP   | 1990200         | WILLIAMSON |              | CONS   |                        | 825           |                 |              |
| CORINTH PWD  | 1995120         | WILLIAMSON |              | CONS   |                        | 3115          |                 |              |
| CRAINVILLE   | 1990250         | WILLIAMSON |              | CONS   |                        | 1250          |                 |              |
| DAHLGREN   | 0650150         | HAMILTON   |              | CONS   |                        | 1025          |                 |              |
| DEVILS KITCHEN PWD                                       | 1995160         | WILLIAMSON |              | CONS   |                        | 1140          |                 |              |
| DIX-KELL   | 0815100         | JEFFERSON  |              | CONS   |                        | 1725          |                 |              |
| DOWELL   | 0770250         | JACKSON    |              | CONS   |                        | 1260          |                 |              |
| DU QUOIN   | 1450100         | PERRY      |              | CONS   |                        | 9900          |                 |              |
| DUBOIS   | 1890150         | WASHINGTON |              | CONS   |                        | 500           |                 |              |
| ENERGY   | 1990350         | FRANKLIN   |              | CONS   |                        | 1260          |                 |              |
| EWING-INA  | 0555350         | FRANKLIN   |              | CONS   |                        | 2230          |                 |              |
| FERGES WATER DIST  | 1995050         | WILLIAMSON |              | CONS   |                        | 1040          |                 |              |
| FREEMANSPUR  | 1994420         | WILLIAMSON |              | CONS   |                        | 615           |                 |              |
| GALATIA  | 1650150         | SALINE     |              | CONS   |                        | 1020          |                 |              |
| HAFER WD   | 1995400         | WILLIAMSON |              | CONS   |                        | 210           |                 |              |
| HANAFORD   | 0550250         | FRANKLIN   |              | CONS   |                        | 870           |                 |              |
| HIGHWAY 37 N PWD   | 1995100         | WILLIAMSON |              | CONS   |                        | 900           |                 |              |
| HILL CITY WD   | 0555250         | FRANKLIN   |              | CONS   |                        | 430           |                 |              |
| JOHSTON CITY   | 1990500         | WILLIAMSON |              | CONS   |                        | 5600          |                 |              |

POPULATION SERVED FLUORIDATED DRINKING WATER BY SOURCE SYSTEM,  
CONSECUTIVE SYSTEM, AND COUNTY WITHIN STATE (AS OF 12/31/85)

# ILLINOIS

| WATER SYSTEM and<br>CONSECUTIVE SYSTEMS SERVED           | EPA<br>ID<br>NO | COUNTY               | CHEM<br>USED | STATUS | FLUOR<br>START<br>DATE | POP<br>SERVED | NATURAL SYSTEMS |              |
|--|-----------------|----------------------|--------------|--------|------------------------|---------------|-----------------|--------------|
|  |                 |                      |              |        |                        |               | NAT<br>LEVEL    | OPT<br>LEVEL |
| MACEDONIA  | 0554640         | FRANKLIN             |              | OONS   |                        | 265           |                 |              |
| MCLEANSBORO  | 0650200         | HAMILTON             |              | OONS   |                        | 3435          |                 |              |
| MOUNT VERNON   | 0810300         | JEFFERSON            |              | OONS   |                        | 16995         |                 |              |
| MULKYTOWN PWD  | 0555150         | FRANKLIN             |              | OONS   |                        | 560           |                 |              |
| NORTH CITY   | 0550300         | FRANKLIN             |              | OONS   |                        | 1015          |                 |              |
| ORIENT   | 0550350         | FRANKLIN             |              | OONS   |                        | 700           |                 |              |
| PITTSBURG  | 1990600         | WILLIAMSON           |              | OONS   |                        | 2650          |                 |              |
| PLUMFIELD WD   | 0555400         | FRANKLIN             |              | OONS   |                        | 445           |                 |              |
| PROSPECT WATER DIST                                      | 1655110         | SALINE               |              | OONS   |                        | 1260          |                 |              |
| RADOM  | 1890450         | WASHINGTON           |              | OONS   |                        | 245           |                 |              |
| SESSER   | 0550450         | FRANKLIN             |              | OONS   |                        | 3850          |                 |              |
| STONEFORT WS   | 1654880         | SALINE               |              | OONS   |                        | 316           |                 |              |
| TAMAROA  | 1450250         | PERRY                |              | OONS   |                        | 1515          |                 |              |
| THOMPSONVILLE  | 0550500         | FRANKLIN             |              | OONS   |                        | 885           |                 |              |
| VALIER   | 0550600         | FRANKLIN             |              | OONS   |                        | 1500          |                 |              |
| WALTONVILLE  | 0810400         | JEFFERSON            |              | OONS   |                        | 1755          |                 |              |
| WEST CITY  | 0550650         | FRANKLIN             |              | OONS   |                        | 890           |                 |              |
| WEST FRANKFORT   | 0550700         | FRANKLIN             |              | OONS   |                        | 11190         |                 |              |
| WOODLAWN   | 0810450         | JEFFERSON            |              | OONS   |                        | 2835          |                 |              |
| ZEIGLER  | 0550750         | FRANKLIN             |              | OONS   |                        | 2000          |                 |              |
| TOTAL POPULATION SERVED BY SOURCE WATER SYSTEM - - - - - |                 |                      |              |        |                        | 212484        |                 |              |
| REYNOLDS WS  | 1614800         | MERCER / ROCK ISLAND |              | NATL   |                        | 701           | 0.9             |              |
| TOTAL POPULATION SERVED BY SOURCE WATER SYSTEM - - - - - |                 |                      |              |        |                        | 701           |                 |              |
| RICHMOND WS  | 1110750         | MCHENRY              | Acid         | ADJ    | /70                    | 1068          |                 | 1.0          |
| TOTAL POPULATION SERVED BY SOURCE WATER SYSTEM - - - - - |                 |                      |              |        |                        | 1068          |                 |              |
| RICHTON PARK WS  | 0312550         | COOK                 | Acid         | ADJ    | 12/71                  | 9403          |                 | 1.0          |
| TOTAL POPULATION SERVED BY SOURCE WATER SYSTEM - - - - - |                 |                      |              |        |                        | 9403          |                 |              |
| RIDGE FARM WS  | 1830750         | VERMILION            | NaF          | ADJ    | 06/83                  | 1200          |                 | 1.0          |
| VERMILION GROVE W W                                      | 1835050         | VERMILION            |              | OONS   |                        | 200           |                 |              |
| TOTAL POPULATION SERVED BY SOURCE WATER SYSTEM - - - - - |                 |                      |              |        |                        | 1400          |                 |              |
| RIDGECREST SUBD  | 0635100         | GRUNDY               | Acid         | ADJ    | /70                    | 575           |                 | 1.0          |
| TOTAL POPULATION SERVED BY SOURCE WATER SYSTEM - - - - - |                 |                      |              |        |                        | 575           |                 |              |
| RIDGEWOOD LEDGES WSCO                                    | 1615670         | ROCK ISLAND          | Acid         | ADJ    | /64                    | 475           |                 | 1.0          |
| TOTAL POPULATION SERVED BY SOURCE WATER SYSTEM - - - - - |                 |                      |              |        |                        | 475           |                 |              |



POPULATION SERVED FLUORIDATED DRINKING WATER BY SOURCE SYSTEM,  
CONSECUTIVE SYSTEM, AND COUNTY WITHIN STATE (AS OF 12/31/85)

# ILLINOIS

| WATER SYSTEM and<br>CONSECUTIVE SYSTEMS SERVED           | EPA<br>ID<br>NO | COUNTY     | CHEM<br>USED | STATUS | FLUOR<br>START<br>DATE | POP<br>SERVED | NATURAL SYSTEMS<br>NAT<br>LEVEL | OPT<br>LEVEL |
|--|-----------------|------------|--------------|--------|------------------------|---------------|---------------------------------|--------------|
| RIDGEWOOD WS   | 1977650         | WILL       | Acid         | ADJ    | 03/69                  | 315           |                                 | 1.0          |
| TOTAL POPULATION SERVED BY SOURCE WATER SYSTEM - - - - - |                 |            |              |        |                        | 315           |                                 |              |
| RIDGWAY WS   | 0590300         | GALLATIN   | NaF          | ADJ    | /70                    | 1245          |                                 | 1.0          |
| TOTAL POPULATION SERVED BY SOURCE WATER SYSTEM - - - - - |                 |            |              |        |                        | 1245          |                                 |              |
| RIO WS   | 0950450         | KNOX       |              | NATL   |                        | 282           | 2.6                             |              |
| TOTAL POPULATION SERVED BY SOURCE WATER SYSTEM - - - - - |                 |            |              |        |                        | 282           |                                 |              |
| RIVER GRANGE LAKE SUBD                                   | 0895600         | KANE       | Acid         | ADJ    | /63                    | 77            |                                 | 1.0          |
| TOTAL POPULATION SERVED BY SOURCE WATER SYSTEM - - - - - |                 |            |              |        |                        | 77            |                                 |              |
| RIVERTON WS  | 1670950         | SANGAMON   | NaF          | ADJ    | /68                    | 3447          |                                 | 1.0          |
| SUGAR CREEK PWD  | 1675300         | SANGAMON   |              | CONS   |                        | 625           |                                 |              |
| TOTAL POPULATION SERVED BY SOURCE WATER SYSTEM - - - - - |                 |            |              |        |                        | 4072          |                                 |              |
| ROANOKE WS   | 2030550         | WOODFORD   | Acid         | ADJ    | /68                    | 2001          |                                 | 1.0          |
| TOTAL POPULATION SERVED BY SOURCE WATER SYSTEM - - - - - |                 |            |              |        |                        | 2001          |                                 |              |
| ROBERTS WS   | 0530350         | FORD       | Acid         | ADJ    | /70                    | 422           |                                 | 1.0          |
| TOTAL POPULATION SERVED BY SOURCE WATER SYSTEM - - - - - |                 |            |              |        |                        | 422           |                                 |              |
| ROBINSON-PALESTINE WC                                    | 0335030         | CRAWFORD   | NaF          | ADJ    | /69                    | 9800          |                                 | 1.0          |
| EATON PWD  | 0335100         | CRAWFORD   |              | CONS   |                        | 900           |                                 |              |
| HEBRON PWD   | 0335150         | CRAWFORD   |              | CONS   |                        | 600           |                                 |              |
| OBLONG   | 0330150         | CRAWFORD   |              | CONS   |                        | 2330          |                                 |              |
| STOY   | 0330300         | CRAWFORD   |              | CONS   |                        | 170           |                                 |              |
| TRIMBLE  | 0335200         | CRAWFORD   |              | CONS   |                        | 155           |                                 |              |
| TOTAL POPULATION SERVED BY SOURCE WATER SYSTEM - - - - - |                 |            |              |        |                        | 13955         |                                 |              |
| ROCHELLE WS  | 1410500         | OGLE       | Acid         | ADJ    | /70                    | 8982          |                                 | 1.0          |
| TOTAL POPULATION SERVED BY SOURCE WATER SYSTEM - - - - - |                 |            |              |        |                        | 8982          |                                 |              |
| ROCK CITY WS   | 1770500         | STEPHENSON | Acid         | ADJ    | 12/70                  | 293           |                                 | 1.0          |
| TOTAL POPULATION SERVED BY SOURCE WATER SYSTEM - - - - - |                 |            |              |        |                        | 293           |                                 |              |
| ROCK FALLS WS  | 1950450         | WHITESIDE  | Acid         | ADJ    | 09/68                  | 10624         |                                 | 1.0          |
| TOTAL POPULATION SERVED BY SOURCE WATER SYSTEM - - - - - |                 |            |              |        |                        | 10624         |                                 |              |

POPULATION SERVED FLUORIDATED DRINKING WATER BY SOURCE SYSTEM,  
CONSECUTIVE SYSTEM, AND COUNTY WITHIN STATE (AS OF 12/31/85)

ILLINOIS

| WATER SYSTEM and<br>CONSECUTIVE SYSTEMS SERVED           | EPA<br>ID<br>NO | COUNTY      | CHEM<br>USED | STATUS | FLUOR<br>START<br>DATE | POP<br>SERVED | NATURAL SYSTEMS<br>NAT<br>LEVEL | OPT<br>LEVEL |
|--|-----------------|-------------|--------------|--------|------------------------|---------------|---------------------------------|--------------|
| ROCK ISLAND WS   | 1610650         | ROCK ISLAND | NaSiF6       | ADJ    | 06/63                  | 47036         |                                 | 1.0          |
| TOTAL POPULATION SERVED BY SOURCE WATER SYSTEM - - - - - |                 |             |              |        |                        | 47036         |                                 |              |
| ROCK-ADAIR SERV CORP                                     | 1795450         | TAZEWELL    | NaF          | ADJ    | /68                    | 240           |                                 | 1.0          |
| TOTAL POPULATION SERVED BY SOURCE WATER SYSTEM - - - - - |                 |             |              |        |                        | 240           |                                 |              |
| ROCKDALE WS  | 1970850         | WILL        |              | NATL   |                        | 1913          | 1.4                             |              |
| TOTAL POPULATION SERVED BY SOURCE WATER SYSTEM - - - - - |                 |             |              |        |                        | 1913          |                                 |              |
| ROCKFORD WS  | 2010300         | WINNEBAGO   | Acid         | ADJ    | 10/66                  | 139712        |                                 | 1.0          |
| CHERRY VALLEY  | 2010050         | WINNEBAGO   |              | CONS   |                        | 250           |                                 |              |
| SINGER ZONE CTR  | 2015180         | WINNEBAGO   |              | CONS   |                        | 500           |                                 |              |
| ZELLER ZONE CTR  | 1435940         | WINNEBAGO   |              | CONS   |                        | 500           |                                 |              |
| TOTAL POPULATION SERVED BY SOURCE WATER SYSTEM - - - - - |                 |             |              |        |                        | 140962        |                                 |              |
| ROCKTON WS   | 2010350         | WINNEBAGO   | Acid         | ADJ    | /68                    | 2313          |                                 | 1.0          |
| TOTAL POPULATION SERVED BY SOURCE WATER SYSTEM - - - - - |                 |             |              |        |                        | 2313          |                                 |              |
| ROCKVALE CORP  | 1415350         | OGLE        | Acid         | ADJ    | /74                    | 40            |                                 | 1.0          |
| TOTAL POPULATION SERVED BY SOURCE WATER SYSTEM - - - - - |                 |             |              |        |                        | 40            |                                 |              |
| ROLLING MEADOWS WS                                       | 0312730         | COOK        |              | NATL   |                        | 20167         | 1.3                             |              |
| TOTAL POPULATION SERVED BY SOURCE WATER SYSTEM - - - - - |                 |             |              |        |                        | 20167         |                                 |              |
| ROLLINS SEWER AND WC                                     | 0895150         | KANE        | Acid         | ADJ    | /59                    | 356           |                                 | 1.0          |
| TOTAL POPULATION SERVED BY SOURCE WATER SYSTEM - - - - - |                 |             |              |        |                        | 356           |                                 |              |
| ROME FARMS #9  | 1435500         | PEORIA      | Acid         | ADJ    | /79                    | 200           |                                 | 1.0          |
| TOTAL POPULATION SERVED BY SOURCE WATER SYSTEM - - - - - |                 |             |              |        |                        | 200           |                                 |              |
| ROME WS  | 1435700         | PEORIA      | NaF          | ADJ    | /52                    | 350           |                                 | 1.0          |
| TOTAL POPULATION SERVED BY SOURCE WATER SYSTEM - - - - - |                 |             |              |        |                        | 350           |                                 |              |
| ROMEVILLE  | 1970900         | WILL        |              | NATL   |                        | 15519         | 1.7                             |              |
| TOTAL POPULATION SERVED BY SOURCE WATER SYSTEM - - - - - |                 |             |              |        |                        | 15519         |                                 |              |

POPULATION SERVED FLUORIDATED DRINKING WATER BY SOURCE SYSTEM,  
CONSECUTIVE SYSTEM, AND COUNTY WITHIN STATE (AS OF 12/31/85)

# ILLINOIS

| WATER SYSTEM and<br>CONSECUTIVE SYSTEMS SERVED           | EPA<br>ID<br>NO | COUNTY    | CHEM<br>USED | STATUS | FLUOR<br>START<br>DATE | POP<br>SERVED | NATURAL SYSTEMS |              |
|--|-----------------|-----------|--------------|--------|------------------------|---------------|-----------------|--------------|
|  |                 |           |              |        |                        |               | NAT<br>LEVEL    | OPT<br>LEVEL |
| ROODHOUSE WS   | 0610350         | GREENE    | NaF          | ADJ    | /70                    | 2364          |                 | 1.0          |
| ALSEY-GLASGOW WC   | 1715050         | SCOTT     |              | CONS   |                        | 415           |                 |              |
| MANCHESTER   | 1710250         | GREENE    |              | CONS   |                        | 450           |                 |              |
| TOTAL POPULATION SERVED BY SOURCE WATER SYSTEM - - - - - |                 |           |              |        |                        | 3229          |                 |              |
| ROSELLE WS   | 0434820         | COOK      | NaF          | ADJ    | /69                    | 2397          |                 | 1.0          |
| TOTAL POPULATION SERVED BY SOURCE WATER SYSTEM - - - - - |                 |           |              |        |                        | 2397          |                 |              |
| ROSEVILLE WS   | 1670200         | WARREN    | NaF          | ADJ    | 01/72                  | 1254          |                 | 1.0          |
| TOTAL POPULATION SERVED BY SOURCE WATER SYSTEM - - - - - |                 |           |              |        |                        | 1254          |                 |              |
| ROSEWOOD TRACE SUBD                                      | 0437080         | DU PAGE   |              | NATL   |                        | 2975          |                 | 1.1          |
| TOTAL POPULATION SERVED BY SOURCE WATER SYSTEM - - - - - |                 |           |              |        |                        | 2975          |                 |              |
| ROSICLARE WS   | 0690150         | HARDIN    | Acid         | ADJ    | 11/58                  | 1441          |                 | 1.0          |
| TOTAL POPULATION SERVED BY SOURCE WATER SYSTEM - - - - - |                 |           |              |        |                        | 1441          |                 |              |
| ROSSVILLE WS   | 1830800         | VERMILION | NaF          | ADJ    | 05/62                  | 1363          |                 | 1.0          |
| TOTAL POPULATION SERVED BY SOURCE WATER SYSTEM - - - - - |                 |           |              |        |                        | 1363          |                 |              |
| ROUND LAKE BEACH WS                                      | 0971550         | LAKE      |              | NATL   |                        | 12921         |                 | 0.9          |
| TOTAL POPULATION SERVED BY SOURCE WATER SYSTEM - - - - - |                 |           |              |        |                        | 12921         |                 |              |
| ROUND LAKE PARK WS                                       | 0971600         | LAKE      |              | NATL   |                        | 4023          |                 | 1.0          |
| TOTAL POPULATION SERVED BY SOURCE WATER SYSTEM - - - - - |                 |           |              |        |                        | 4023          |                 |              |
| ROUND LAKE WS  | 0971500         | LAKE      |              | NATL   |                        | 2644          |                 | 1.1          |
| TOTAL POPULATION SERVED BY SOURCE WATER SYSTEM - - - - - |                 |           |              |        |                        | 2644          |                 |              |
| ROXANA WS  | 1190900         | MADISON   | NaF          | ADJ    | /70                    | 1800          |                 | 1.0          |
| SOUTH ROXANA WS  | 1190970         | MADISON   |              | CONS   |                        | 2100          |                 |              |
| TOTAL POPULATION SERVED BY SOURCE WATER SYSTEM - - - - - |                 |           |              |        |                        | 3900          |                 |              |
| ROYAL WS   | 0190700         | CHAMPAIGN | Acid         | ADJ    | 11/68                  | 274           |                 | 1.0          |
| TOTAL POPULATION SERVED BY SOURCE WATER SYSTEM - - - - - |                 |           |              |        |                        | 274           |                 |              |

POPULATION SERVED FLUORIDATED DRINKING WATER BY SOURCE SYSTEM,  
CONSECUTIVE SYSTEM, AND COUNTY WITHIN STATE (AS OF 12/31/85)

# ILLINOIS

| WATER SYSTEM and<br>CONSECUTIVE SYSTEMS SERVED           | EPA<br>ID<br>NO | COUNTY    | CHEM<br>USED | STATUS | FLUOR<br>START<br>DATE | POP<br>SERVED | NATURAL SYSTEMS<br>NAT<br>LEVEL | OPT<br>LEVEL |
|--|-----------------|-----------|--------------|--------|------------------------|---------------|---------------------------------|--------------|
| RUMA   | 1570550         | RANDOLPH  | Acid         | ADJ    | /68                    | 253           |                                 | 1.0          |
| TOTAL POPULATION SERVED BY SOURCE WATER SYSTEM - - - - - |                 |           |              |        |                        | 253           |                                 |              |
| RUSHVILLE WS   | 1690200         | SCHUYLER  | NaF          | ADJ    | /70                    | 3348          |                                 | 1.0          |
| TOTAL POPULATION SERVED BY SOURCE WATER SYSTEM - - - - - |                 |           |              |        |                        | 3348          |                                 |              |
| RUSTIC ACRES SUBD  | 0735500         | HENRY     | Acid         | ADJ    | /72                    | 182           |                                 | 1.0          |
| TOTAL POPULATION SERVED BY SOURCE WATER SYSTEM - - - - - |                 |           |              |        |                        | 182           |                                 |              |
| RUTLAND  | 0991000         | LA SALLE  | Acid         | ADJ    | /68                    | 440           |                                 | 1.0          |
| TOTAL POPULATION SERVED BY SOURCE WATER SYSTEM - - - - - |                 |           |              |        |                        | 440           |                                 |              |
| S L M WATER CO   | 1635090         | ST. CLAIR | Acid         | ADJ    | 04/59                  | 175           |                                 | 1.0          |
| F.S.H. WATER COMM  | 1635300         | ST. CLAIR |              | CONS   |                        | 55            |                                 |              |
| FREEBURG   | 1630600         | ST. CLAIR |              | CONS   |                        | 3400          |                                 |              |
| HECKER   | 1330150         | ST. CLAIR |              | CONS   |                        | 450           |                                 |              |
| LEBANON  | 1630650         | ST. CLAIR |              | CONS   |                        | 4550          |                                 |              |
| MASCOUTAH  | 1630800         | ST. CLAIR |              | CONS   |                        | 5150          |                                 |              |
| NEW BADEN  | 0274700         | CLINTON   |              | CONS   |                        | 2430          |                                 |              |
| NEW MEMPHIS PWD  | 0275350         | CLINTON   |              | CONS   |                        | 195           |                                 |              |
| SMITHTON   | 1631300         | ST. CLAIR |              | CONS   |                        | 1515          |                                 |              |
| SUMMERFIELD  | 1631350         | ST. CLAIR |              | CONS   |                        | 590           |                                 |              |
| TRENTON  | 0270500         | CLINTON   |              | CONS   |                        | 2650          |                                 |              |
| TOTAL POPULATION SERVED BY SOURCE WATER SYSTEM - - - - - |                 |           |              |        |                        | 21160         |                                 |              |
| SADDLEBROOK ESTATES SUBD                                 | 1797300         | TAZEWELL  | Acid         | ADJ    | /71                    | 50            |                                 | 1.0          |
| TOTAL POPULATION SERVED BY SOURCE WATER SYSTEM - - - - - |                 |           |              |        |                        | 50            |                                 |              |
| SADORUS  | 0190750         | CHAMPAIGN | Acid         | ADJ    | /68                    | 500           |                                 | 1.0          |
| TOTAL POPULATION SERVED BY SOURCE WATER SYSTEM - - - - - |                 |           |              |        |                        | 500           |                                 |              |
| SALEM WS   | 1210450         | MARION    | NaSiF6       | ADJ    | 10/58                  | 7813          |                                 | 1.0          |
| TOTAL POPULATION SERVED BY SOURCE WATER SYSTEM - - - - - |                 |           |              |        |                        | 7813          |                                 |              |
| SALINE VALLEY CD   | 1655300         | SALINE    | Acid         | ADJ    | /83                    | 200           |                                 | 1.0          |
| ELDORADO WC  | 1655030         | SALINE    |              | CONS   |                        | 7400          |                                 |              |
| HARRISBURG CORR CTR                                      | 1655500         | SALINE    |              | CONS   |                        | 200           |                                 |              |
| HARRISBURG WS  | 1650200         | SALINE    |              | CONS   |                        | 9410          |                                 |              |
| LIBERTY-LEDFORD PWD                                      | 1655050         | SALINE    |              | CONS   |                        | 1470          |                                 |              |

POPULATION SERVED FLUORIDATED DRINKING WATER BY SOURCE SYSTEM,  
CONSECUTIVE SYSTEM, AND COUNTY WITHIN STATE (AS OF 12/31/85)

# ILLINOIS

| WATER SYSTEM and<br>CONSECUTIVE SYSTEMS SERVED           | EPA<br>ID<br>NO | COUNTY     | CHEM<br>USED | STATUS | FLUOR<br>START<br>DATE | POP<br>SERVED | NATURAL SYSTEMS<br>NAT<br>LEVEL | OPT<br>LEVEL |
|--|-----------------|------------|--------------|--------|------------------------|---------------|---------------------------------|--------------|
| MUDDY  | 1650250         | SALINE     |              | CONS   |                        | 315           |                                 |              |
| RALEIGH WD   | 1655120         | SALINE     |              | CONS   |                        | 840           |                                 |              |
| TOTAL POPULATION SERVED BY SOURCE WATER SYSTEM - - - - - |                 |            |              |        |                        | 19835         |                                 |              |
| SAN JOSE WS  | 1254840         | MASON      | NaF          | ADJ    | 10/69                  | 784           |                                 | 1.0          |
| TOTAL POPULATION SERVED BY SOURCE WATER SYSTEM - - - - - |                 |            |              |        |                        | 784           |                                 |              |
| SANDWICH WS  | 0374850         | DE KALB    | Acid         | ADJ    | 12/70                  | 3675          |                                 | 1.0          |
| TOTAL POPULATION SERVED BY SOURCE WATER SYSTEM - - - - - |                 |            |              |        |                        | 3675          |                                 |              |
| SANGAMON VALLEY PWD                                      | 0195150         | CHAMPAIGN  | Acid         | ADJ    | /68                    | 1874          |                                 | 1.0          |
| TOTAL POPULATION SERVED BY SOURCE WATER SYSTEM - - - - - |                 |            |              |        |                        | 1874          |                                 |              |
| SAUK VILLAGE WS  | 0312790         | COOK       | Acid         | ADJ    | 03/69                  | 10906         |                                 | 1.0          |
| TOTAL POPULATION SERVED BY SOURCE WATER SYSTEM - - - - - |                 |            |              |        |                        | 10906         |                                 |              |
| SAUNEMIN WS  | 1050650         | LIVINGSTON |              | NATL   |                        | 463           |                                 | 1.0          |
| TOTAL POPULATION SERVED BY SOURCE WATER SYSTEM - - - - - |                 |            |              |        |                        | 463           |                                 |              |
| SAVANNA WS   | 0150250         | CARROLL    | Acid         | ADJ    | /70                    | 4529          |                                 | 1.0          |
| TOTAL POPULATION SERVED BY SOURCE WATER SYSTEM - - - - - |                 |            |              |        |                        | 4529          |                                 |              |
| SAYBROOK WS  | 1130950         | MCLEAN     | Acid         | ADJ    | 11/69                  | 882           |                                 | 1.0          |
| TOTAL POPULATION SERVED BY SOURCE WATER SYSTEM - - - - - |                 |            |              |        |                        | 882           |                                 |              |
| SCALES MOUND WS  | 0850400         | JO DAVIESS | Acid         | ADJ    | 10/71                  | 347           |                                 | 1.0          |
| TOTAL POPULATION SERVED BY SOURCE WATER SYSTEM - - - - - |                 |            |              |        |                        | 347           |                                 |              |
| SCHAUMBURG WS  | 0314890         | COOK       | Acid         | ADJ    | 12/70                  | 52319         |                                 | 1.0          |
| TOTAL POPULATION SERVED BY SOURCE WATER SYSTEM - - - - - |                 |            |              |        |                        | 52319         |                                 |              |
| SE JOLIET SD   | 1977490         | WILL       | Acid         | ADJ    | /74                    | 1870          |                                 | 1.0          |
| TOTAL POPULATION SERVED BY SOURCE WATER SYSTEM - - - - - |                 |            |              |        |                        | 1870          |                                 |              |
| SEATON WS  | 1310350         | MERCER     |              | NATL   |                        | 255           |                                 | 0.9          |
| TOTAL POPULATION SERVED BY SOURCE WATER SYSTEM - - - - - |                 |            |              |        |                        | 255           |                                 |              |

POPULATION SERVED FLUORIDATED DRINKING WATER BY SOURCE SYSTEM,  
CONSECUTIVE SYSTEM, AND COUNTY WITHIN STATE (AS OF 12/31/85)

**ILLINOIS**

| WATER SYSTEM and<br>CONSECUTIVE SYSTEMS SERVED           | EPA<br>ID<br>NO | COUNTY   | CHEM<br>USED | STATUS | FLUOR<br>START<br>DATE | POP<br>SERVED | NATURAL SYSTEMS<br>NAT<br>LEVEL | OPT<br>LEVEL |
|--|-----------------|----------|--------------|--------|------------------------|---------------|---------------------------------|--------------|
| SECOR WS   | 2030600         | WOODFORD | NaF          | ADJ    | /69                    | 488           |                                 | 1.0          |
| TOTAL POPULATION SERVED BY SOURCE WATER SYSTEM - - - - - |                 |          |              |        |                        | 488           |                                 |              |
| SENECA WS  | 0991050         | LA SALLE | NaF          | ADJ    | /68                    | 2098          |                                 | 1.0          |
| TOTAL POPULATION SERVED BY SOURCE WATER SYSTEM - - - - - |                 |          |              |        |                        | 2098          |                                 |              |
| SHABBONA WS  | 0370450         | DE KALB  | Acid         | ADJ    | /69                    | 851           |                                 | 1.0          |
| TOTAL POPULATION SERVED BY SOURCE WATER SYSTEM - - - - - |                 |          |              |        |                        | 851           |                                 |              |
| SHANNON WS   | 0150300         | CARROLL  | Acid         | ADJ    | 11/70                  | 938           |                                 | 1.0          |
| TOTAL POPULATION SERVED BY SOURCE WATER SYSTEM - - - - - |                 |          |              |        |                        | 938           |                                 |              |
| SHAWNEETOWN WS   | 0590350         | GALLATIN | Acid         | ADJ    | 10/65                  | 1841          |                                 | 1.0          |
| TOTAL POPULATION SERVED BY SOURCE WATER SYSTEM - - - - - |                 |          |              |        |                        | 1841          |                                 |              |
| SHAWNITA TERR WATER ASSOC                                | 1977690         | WILL     | Acid         | ADJ    | /25                    | 147           |                                 | 1.0          |
| TOTAL POPULATION SERVED BY SOURCE WATER SYSTEM - - - - - |                 |          |              |        |                        | 147           |                                 |              |
| SHEFFIELD WS   | 0110950         | BUREAU   | NaF          | ADJ    | 04/71                  | 1130          |                                 | 1.0          |
| TOTAL POPULATION SERVED BY SOURCE WATER SYSTEM - - - - - |                 |          |              |        |                        | 1130          |                                 |              |
| SHELBYVILLE WS   | 1730300         | SHELBY   | Acid         | ADJ    | 02/71                  | 5259          |                                 | 1.0          |
| TOTAL POPULATION SERVED BY SOURCE WATER SYSTEM - - - - - |                 |          |              |        |                        | 5259          |                                 |              |
| SHELDON  | 0750800         | IROQUOIS | Acid         | ADJ    | /68                    | 1500          |                                 | 1.0          |
| TOTAL POPULATION SERVED BY SOURCE WATER SYSTEM - - - - - |                 |          |              |        |                        | 1500          |                                 |              |
| SHERIDAN CORR CIR  | 0995840         | LA SALLE | Acid         | ADJ    | 09/87                  | 1075          |                                 | 1.0          |
| TOTAL POPULATION SERVED BY SOURCE WATER SYSTEM - - - - - |                 |          |              |        |                        | 1075          |                                 |              |
| SHERRARD WS  | 1310400         | MERCER   | Acid         | ADJ    | 11/69                  | 811           |                                 | 1.0          |
| TOTAL POPULATION SERVED BY SOURCE WATER SYSTEM - - - - - |                 |          |              |        |                        | 811           |                                 |              |
| SHIPMAN WS   | 1170950         | MACOUPIN | NaF          | ADJ    | 12/70                  | 581           |                                 | 1.0          |
| TOTAL POPULATION SERVED BY SOURCE WATER SYSTEM - - - - - |                 |          |              |        |                        | 581           |                                 |              |

POPULATION SERVED FLUORIDATED DRINKING WATER BY SOURCE SYSTEM,  
CONSECUTIVE SYSTEM, AND COUNTY WITHIN STATE (AS OF 12/31/85)

ILLINOIS

| WATER SYSTEM and<br>CONSECUTIVE SYSTEMS SERVED           | EPA<br>ID<br>NO    | COUNTY       | CHEM<br>USED | STATUS      | FLUOR<br>START<br>DATE | POP<br>SERVED | NATURAL SYSTEMS<br>NAT<br>LEVEL | OPT<br>LEVEL |
|--|--------------------|--------------|--------------|-------------|------------------------|---------------|---------------------------------|--------------|
| SHOREWOOD WS   | 1975080            | WILL         |              |             | NATL                   | 4714          | 1.1                             |              |
| TOTAL POPULATION SERVED BY SOURCE WATER SYSTEM - - - - - |                    |              |              |             |                        | 4714          |                                 |              |
| SIBLEY WS  | 0530400            | FORD         | NaF          | ADJ         | /70                    | 370           |                                 | 1.0          |
| TOTAL POPULATION SERVED BY SOURCE WATER SYSTEM - - - - - |                    |              |              |             |                        | 370           |                                 |              |
| SIDELL WS  | 1830850            | VERMILION    | NaF          | ADJ         | 04/69                  | 625           |                                 | 1.0          |
| TOTAL POPULATION SERVED BY SOURCE WATER SYSTEM - - - - - |                    |              |              |             |                        | 625           |                                 |              |
| SIDNEY WS  | 0190850            | CHAMPAIGN    | Acid         | ADJ         | /70                    | 886           |                                 | 1.0          |
| TOTAL POPULATION SERVED BY SOURCE WATER SYSTEM - - - - - |                    |              |              |             |                        | 886           |                                 |              |
| SIGEL WS   | 1730350            | SHELBY       | NaF          | ADJ         | 12/70                  | 360           |                                 | 1.0          |
| TOTAL POPULATION SERVED BY SOURCE WATER SYSTEM - - - - - |                    |              |              |             |                        | 360           |                                 |              |
| SILVIS HEIGHTS W CORP                                    | 1615750            | ROCK ISLAND  | Acid         | ADJ         | /52                    | 1680          |                                 | 1.0          |
| TOTAL POPULATION SERVED BY SOURCE WATER SYSTEM - - - - - |                    |              |              |             |                        | 1680          |                                 |              |
| SILVIS WS  | 1610700            | ROCK ISLAND  | Acid         | ADJ         | /68                    | 7130          |                                 | 1.0          |
| TOTAL POPULATION SERVED BY SOURCE WATER SYSTEM - - - - - |                    |              |              |             |                        | 7130          |                                 |              |
| SKYLINE S & W EST SUBD<br>IL YOUTH CENTER (VAL VIEW)     | 0895030<br>0895970 | KANE<br>KANE | Acid         | ADJ<br>CONS | /69                    | 550<br>400    |                                 | 1.0          |
| TOTAL POPULATION SERVED BY SOURCE WATER SYSTEM - - - - - |                    |              |              |             |                        | 950           |                                 |              |
| SKYWAY AND SKYLINE SUBD                                  | 0915450            | KANKAKEE     | Acid         | ADJ         | /46                    | 290           |                                 | 1.0          |
| TOTAL POPULATION SERVED BY SOURCE WATER SYSTEM - - - - - |                    |              |              |             |                        | 290           |                                 |              |
| SMITHFIELD WS  | 0570850            | FULTON       | Acid         | ADJ         | 12/68                  | 340           |                                 | 1.0          |
| TOTAL POPULATION SERVED BY SOURCE WATER SYSTEM - - - - - |                    |              |              |             |                        | 340           |                                 |              |
| SOMONAUK WS  | 0374870            | DE KALB      | Acid         | ADJ         | /68                    | 1344          |                                 | 1.0          |
| TOTAL POPULATION SERVED BY SOURCE WATER SYSTEM - - - - - |                    |              |              |             |                        | 1344          |                                 |              |
| SOUTH CHICAGO HGTS WS                                    | 0312940            | COOK         | Acid         | ADJ         | 03/68                  | 3932          |                                 | 1.0          |
| TOTAL POPULATION SERVED BY SOURCE WATER SYSTEM - - - - - |                    |              |              |             |                        | 3932          |                                 |              |

POPULATION SERVED FLUORIDATED DRINKING WATER BY SOURCE SYSTEM,  
CONSECUTIVE SYSTEM, AND COUNTY WITHIN STATE (AS OF 12/31/85)

# ILLINOIS

| WATER SYSTEM and<br>CONSECUTIVE SYSTEMS SERVED           | EPA<br>ID<br>NO | COUNTY   | CHEM<br>USED | STATUS | FLUOR<br>START<br>DATE | POP<br>SERVED | NATURAL<br>NAT<br>LEVEL | SYSTEMS<br>OPT<br>LEVEL |
|--|-----------------|----------|--------------|--------|------------------------|---------------|-------------------------|-------------------------|
| SOUTH ELGIN WS   | 0890800         | KANE     | Acid         | ADJ    | 05/68                  | 6218          |                         | 1.0                     |
| TOTAL POPULATION SERVED BY SOURCE WATER SYSTEM - - - - - |                 |          |              |        |                        | 6218          |                         |                         |
| SOUTH GROVE SUBD   | 0437150         | DU PAGE  | Acid         | ADJ    | /56                    | 63            |                         | 1.0                     |
| TOTAL POPULATION SERVED BY SOURCE WATER SYSTEM - - - - - |                 |          |              |        |                        | 63            |                         |                         |
| SOUTH JACKSONVILLE WS                                    | 1370400         | MORGAN   | Acid         | ADJ    | 08/56                  | 3231          |                         | 1.0                     |
| TOTAL POPULATION SERVED BY SOURCE WATER SYSTEM - - - - - |                 |          |              |        |                        | 3231          |                         |                         |
| SOUTH PEKIN WS   | 1790650         | TAZEWELL | Acid         | ADJ    | 05/71                  | 1243          |                         | 1.0                     |
| TOTAL POPULATION SERVED BY SOURCE WATER SYSTEM - - - - - |                 |          |              |        |                        | 1243          |                         |                         |
| SOUTH WILMINGTON WS                                      | 0630650         | GRUNDY   |              | NATL   |                        | 747           | 1.5                     |                         |
| TOTAL POPULATION SERVED BY SOURCE WATER SYSTEM - - - - - |                 |          |              |        |                        | 747           |                         |                         |
| SPARLAND WS  | 1230200         | MARSHALL | NaF          | ADJ    | 08/68                  | 624           |                         | 1.0                     |
| TOTAL POPULATION SERVED BY SOURCE WATER SYSTEM - - - - - |                 |          |              |        |                        | 624           |                         |                         |
| SPARTA WS  | 1570600         | RANDOLPH | NaSiF6       | ADJ    | 03/54                  | 4957          |                         | 1.0                     |
| TOTAL POPULATION SERVED BY SOURCE WATER SYSTEM - - - - - |                 |          |              |        |                        | 4957          |                         |                         |
| SPIN LAKE INC SUBD                                       | 1135140         | MCLEAN   | Acid         | ADJ    | /68                    | 60            |                         | 1.0                     |
| TOTAL POPULATION SERVED BY SOURCE WATER SYSTEM - - - - - |                 |          |              |        |                        | 60            |                         |                         |
| SPRING VALLEY WS   | 0111000         | BUREAU   | Acid         | ADJ    | 02/70                  | 5822          |                         | 1.0                     |
| TOTAL POPULATION SERVED BY SOURCE WATER SYSTEM - - - - - |                 |          |              |        |                        | 5822          |                         |                         |
| SPRINGERTON WS   | 1930450         | WHITE    | NaF          | ADJ    | 01/69                  | 154           |                         | 1.0                     |
| TOTAL POPULATION SERVED BY SOURCE WATER SYSTEM - - - - - |                 |          |              |        |                        | 154           |                         |                         |
| SPRINGFIELD WS   | 1671200         | SANGAMON | Acid         | ADJ    | 07/68                  | 129650        |                         | 1.0                     |
| CHATHAM  | 1670300         | SANGAMON |              | CONS   |                        | 5600          |                         |                         |
| GRANDVIEW WS   | 1670500         | SANGAMON |              | CONS   |                        | 1750          |                         |                         |
| JEROME   | 1670600         | SANGAMON |              | CONS   |                        | 1400          |                         |                         |
| ROCHESTER  | 1671000         | SANGAMON |              | CONS   |                        | 2500          |                         |                         |
| WILLIAMSVILLE WS   | 1671300         | SANGAMON |              | CONS   |                        | 1850          |                         |                         |
| TOTAL POPULATION SERVED BY SOURCE WATER SYSTEM - - - - - |                 |          |              |        |                        | 142750        |                         |                         |



POPULATION SERVED FLUORIDATED DRINKING WATER BY SOURCE SYSTEM,  
 CONSECUTIVE SYSTEM, AND COUNTY WITHIN STATE (AS OF 12/31/85)

ILLINOIS

| WATER SYSTEM and<br>CONSECUTIVE SYSTEMS SERVED           | EPA<br>ID<br>NO | COUNTY    | CHEM<br>USED | STATUS | FLUOR<br>START<br>DATE | POP<br>SERVED | NATURAL SYSTEMS<br>NAT<br>LEVEL | OPT<br>LEVEL |
|--|-----------------|-----------|--------------|--------|------------------------|---------------|---------------------------------|--------------|
| SPRINGLAKE CC  | 0015240         | ADAMS     | Acid         | ADJ    | /74                    | 75            |                                 | 1.0          |
| TOTAL POPULATION SERVED BY SOURCE WATER SYSTEM - - - - - |                 |           |              |        |                        | 75            |                                 |              |
| ST ANNE WS   | 0910700         | KANKAKEE  | Acid         | ADJ    | 11/68                  | 1421          |                                 | 1.0          |
| TOTAL POPULATION SERVED BY SOURCE WATER SYSTEM - - - - - |                 |           |              |        |                        | 1421          |                                 |              |
| ST AUGUSTINE WS  | 0950500         | KNOX      |              | NATL   |                        | 204           | 2.1                             |              |
| TOTAL POPULATION SERVED BY SOURCE WATER SYSTEM - - - - - |                 |           |              |        |                        | 204           |                                 |              |
| ST CHARLES SKYLINE S-WC                                  | 0895030         | KANE      | Acid         | ADJ    | /69                    | 550           |                                 | 1.0          |
| IL YOUTH CENTER (VAL VIEW)                               | 0895970         | KANE      |              | CONS   |                        | 400           |                                 |              |
| TOTAL POPULATION SERVED BY SOURCE WATER SYSTEM - - - - - |                 |           |              |        |                        | 950           |                                 |              |
| ST CHARLES WS  | 0894830         | KANE      | Acid         | ADJ    | /73                    | 17492         |                                 | 1.0          |
| TOTAL POPULATION SERVED BY SOURCE WATER SYSTEM - - - - - |                 |           |              |        |                        | 17492         |                                 |              |
| ST ELMO WS   | 0510250         | FAYETTE   | NaF          | ADJ    | 11/66                  | 1718          |                                 | 1.0          |
| BROWNSTOWN   | 0510100         | FAYETTE   |              | CONS   |                        | 1295          |                                 |              |
| ST PETER   | 0510300         | FAYETTE   |              | CONS   |                        | 1000          |                                 |              |
| TOTAL POPULATION SERVED BY SOURCE WATER SYSTEM - - - - - |                 |           |              |        |                        | 4013          |                                 |              |
| ST JACOB   | 1190950         | MADISON   | Acid         | ADJ    | 07/68                  | 800           |                                 | 1.0          |
| TOTAL POPULATION SERVED BY SOURCE WATER SYSTEM - - - - - |                 |           |              |        |                        | 800           |                                 |              |
| ST JOSEPH WS   | 0190900         | CHAMPAIGN | NaF          | ADJ    | 07/68                  | 1900          |                                 | 1.0          |
| TOTAL POPULATION SERVED BY SOURCE WATER SYSTEM - - - - - |                 |           |              |        |                        | 1900          |                                 |              |
| ST LIBORY WS   | 1631200         | ST. CLAIR | Acid         | ADJ    | 10/70                  | 549           |                                 | 1.0          |
| TOTAL POPULATION SERVED BY SOURCE WATER SYSTEM - - - - - |                 |           |              |        |                        | 549           |                                 |              |
| ST MARIE   | 0790200         | JASPER    | Acid         | ADJ    | /68                    | 525           |                                 | 1.0          |
| TOTAL POPULATION SERVED BY SOURCE WATER SYSTEM - - - - - |                 |           |              |        |                        | 525           |                                 |              |
| STANDARD WS  | 1550300         | PUTNAM    |              | NATL   |                        | 277           | 1.7                             |              |
| TOTAL POPULATION SERVED BY SOURCE WATER SYSTEM - - - - - |                 |           |              |        |                        | 277           |                                 |              |

POPULATION SERVED FLUORIDATED DRINKING WATER BY SOURCE SYSTEM,  
CONSECUTIVE SYSTEM, AND COUNTY WITHIN STATE (AS OF 12/31/85)

ILLINOIS

| WATER SYSTEM and<br>CONSECUTIVE SYSTEMS SERVED           | EPA<br>ID<br>NO | COUNTY      | CHEM<br>USED | STATUS | FLUOR<br>START<br>DATE | POP<br>SERVED | NATURAL SYSTEMS<br>NAT<br>LEVEL | OPT<br>LEVEL |
|--|-----------------|-------------|--------------|--------|------------------------|---------------|---------------------------------|--------------|
| STANFORD WS  | 1131000         | MCLEAN      | NaF          | ADJ    | 11/70                  | 720           |                                 | 1.0          |
| TOTAL POPULATION SERVED BY SOURCE WATER SYSTEM - - - - - |                 |             |              |        |                        | 720           |                                 |              |
| STATEVILLE CORRECTIONAL CTR                              | 1977910         | WILL        |              | NATL   |                        | 2850          | 1.3                             |              |
| TOTAL POPULATION SERVED BY SOURCE WATER SYSTEM - - - - - |                 |             |              |        |                        | 2850          |                                 |              |
| STAUNTON WS  | 1171050         | MACOUPIN    | Acid         | ADJ    | 06/69                  | 4744          |                                 | 1.0          |
| WILLIAMSON   | 1191100         | MACOUPIN    |              | CONS   |                        | 320           |                                 |              |
| TOTAL POPULATION SERVED BY SOURCE WATER SYSTEM - - - - - |                 |             |              |        |                        | 5064          |                                 |              |
| STEELEVILLE WS   | 1570650         | RANDOLPH    | NaF          | ADJ    | 12/57                  | 2240          |                                 | 1.0          |
| TOTAL POPULATION SERVED BY SOURCE WATER SYSTEM - - - - - |                 |             |              |        |                        | 2240          |                                 |              |
| STEEPLE RUN SUBD   | 0437160         | DU PAGE     | Acid         | ADJ    | /72                    | 1638          |                                 | 1.0          |
| TOTAL POPULATION SERVED BY SOURCE WATER SYSTEM - - - - - |                 |             |              |        |                        | 1638          |                                 |              |
| STEEGER WS   | 0314860         | COOK / WILL | Acid         | ADJ    | 10/67                  | 9269          |                                 | 1.0          |
| TOTAL POPULATION SERVED BY SOURCE WATER SYSTEM - - - - - |                 |             |              |        |                        | 9269          |                                 |              |
| STELLE GROUP SUBD  | 0535100         | FORD        | Acid         | ADJ    | /73                    | 110           |                                 | 1.0          |
| TOTAL POPULATION SERVED BY SOURCE WATER SYSTEM - - - - - |                 |             |              |        |                        | 110           |                                 |              |
| STEEVER DIST IMP ASSOC                                   | 1435600         | PEORIA      | Acid         | ADJ    | /53                    | 185           |                                 | 1.0          |
| TOTAL POPULATION SERVED BY SOURCE WATER SYSTEM - - - - - |                 |             |              |        |                        | 185           |                                 |              |
| STEWART WS   | 1030450         | LEE         | Acid         | ADJ    | 06/68                  | 298           |                                 | 1.0          |
| TOTAL POPULATION SERVED BY SOURCE WATER SYSTEM - - - - - |                 |             |              |        |                        | 298           |                                 |              |
| STEWARTSON WS  | 1730400         | SHELBY      | Acid         | ADJ    | /70                    | 745           |                                 | 1.0          |
| TOTAL POPULATION SERVED BY SOURCE WATER SYSTEM - - - - - |                 |             |              |        |                        | 745           |                                 |              |
| STILLMAN VALLEY WS                                       | 1410550         | OGLE        | Acid         | ADJ    | /70                    | 961           |                                 | 1.0          |
| TOTAL POPULATION SERVED BY SOURCE WATER SYSTEM - - - - - |                 |             |              |        |                        | 961           |                                 |              |
| STOCKTON WS  | 0850450         | JO DAVIESS  | Acid         | ADJ    | 12/68                  | 1872          |                                 | 1.0          |
| TOTAL POPULATION SERVED BY SOURCE WATER SYSTEM - - - - - |                 |             |              |        |                        | 1872          |                                 |              |

POPULATION SERVED FLUORIDATED DRINKING WATER BY SOURCE SYSTEM,  
CONSECUTIVE SYSTEM, AND COUNTY WITHIN STATE (AS OF 12/31/85)

**ILLINOIS**

| WATER SYSTEM and<br>CONSECUTIVE SYSTEMS SERVED           | EPA<br>ID<br>NO | COUNTY      | CHEM<br>USED | STATUS | FLUOR<br>START<br>DATE | POP<br>SERVED | NATURAL SYSTEMS<br>NAT<br>LEVEL | OPT<br>LEVEL |
|--|-----------------|-------------|--------------|--------|------------------------|---------------|---------------------------------|--------------|
| STONINGTON WS  | 0210550         | CHRISTIAN   | Acid         | ADJ    | 11/70                  | 1184          |                                 | 1.0          |
| TOTAL POPULATION SERVED BY SOURCE WATER SYSTEM - - - - - |                 |             |              |        |                        | 1184          |                                 |              |
| STORYBROOK HIGHLANDS                                     | 0935250         | KENDALL     | Acid         | ADJ    | /76                    | 70            |                                 | 1.0          |
| TOTAL POPULATION SERVED BY SOURCE WATER SYSTEM - - - - - |                 |             |              |        |                        | 70            |                                 |              |
| STRASBURG WS   | 1730450         | SHELBY      | NaF          | ADJ    | /70                    | 488           |                                 | 1.0          |
| TOTAL POPULATION SERVED BY SOURCE WATER SYSTEM - - - - - |                 |             |              |        |                        | 488           |                                 |              |
| STRATFORD WEST SUBD                                      | 1095200         | MCDONOUGH   | Acid         | ADJ    | /69                    | 50            |                                 | 1.0          |
| TOTAL POPULATION SERVED BY SOURCE WATER SYSTEM - - - - - |                 |             |              |        |                        | 50            |                                 |              |
| STRAWN WS  | 1050700         | LIVINGSTON  | Acid         | ADJ    | 06/68                  | 143           |                                 | 1.0          |
| TOTAL POPULATION SERVED BY SOURCE WATER SYSTEM - - - - - |                 |             |              |        |                        | 143           |                                 |              |
| STREAMWOOD WS  | 0313060         | COOK        | Acid         | ADJ    | 12/68                  | 23456         |                                 | 1.0          |
| TOTAL POPULATION SERVED BY SOURCE WATER SYSTEM - - - - - |                 |             |              |        |                        | 23456         |                                 |              |
| STRONGHURST WS   | 0710400         | HENDERSON   | NaF          | ADJ    | /69                    | 865           |                                 | 1.0          |
| TOTAL POPULATION SERVED BY SOURCE WATER SYSTEM - - - - - |                 |             |              |        |                        | 865           |                                 |              |
| SUBLETTE WS  | 1030500         | LEE         | NaF          | ADJ    | 06/68                  | 442           |                                 | 1.0          |
| TOTAL POPULATION SERVED BY SOURCE WATER SYSTEM - - - - - |                 |             |              |        |                        | 442           |                                 |              |
| SUBURBAN HEIGHTS SUBD                                    | 1615800         | ROCK ISLAND | NaF          | ADJ    | /48                    | 120           |                                 | 1.0          |
| TOTAL POPULATION SERVED BY SOURCE WATER SYSTEM - - - - - |                 |             |              |        |                        | 120           |                                 |              |
| SUGAR GROVE  | 0890850         | KANE        | Acid         | ADJ    | /67                    | 1402          |                                 | 1.0          |
| TOTAL POPULATION SERVED BY SOURCE WATER SYSTEM - - - - - |                 |             |              |        |                        | 1402          |                                 |              |
| SULLIVAN WS  | 1390300         | MOULTRIE    | NaF          | ADJ    | 09/68                  | 4600          |                                 | 1.0          |
| MOULTRIE CO RWD  | 1395150         | MOULTRIE    |              | CONS   |                        | 1162          |                                 |              |
| TOTAL POPULATION SERVED BY SOURCE WATER SYSTEM - - - - - |                 |             |              |        |                        | 5762          |                                 |              |
| SUN RIVER TERRACE  | 0910720         | KANKAKEE    | Acid         | ADJ    | /85                    | 600           |                                 | 1.0          |
| TOTAL POPULATION SERVED BY SOURCE WATER SYSTEM - - - - - |                 |             |              |        |                        | 600           |                                 |              |

POPULATION SERVED FLUORIDATED DRINKING WATER BY SOURCE SYSTEM,  
CONSECUTIVE SYSTEM, AND COUNTY WITHIN STATE (AS OF 12/31/85)

**ILLINOIS**

| WATER SYSTEM and<br>CONSECUTIVE SYSTEMS SERVED | EPA<br>ID<br>NO | COUNTY    | CHEM<br>USED | STATUS | FLUOR<br>START<br>DATE | POP<br>SERVED | NATURAL SYSTEMS<br>NAT<br>LEVEL | OPT<br>LEVEL |
|--|-----------------|-----------|--------------|--------|------------------------|---------------|---------------------------------|--------------|
| SUNNYLAND SUBD                                 | 1977730         | WILL      | NaF          | ADJ    | /45                    | 350           |                                 | 1.0          |
| TOTAL POPULATION SERVED BY SOURCE WATER SYSTEM |                 |           |              |        |                        | 350           |                                 |              |
| SUNSET TRAILS APTS                             | 1777770         | WILL      | Acid         | ADJ    | /66                    | 200           |                                 | 1.0          |
| TOTAL POPULATION SERVED BY SOURCE WATER SYSTEM |                 |           |              |        |                        | 200           |                                 |              |
| SWEDONA WATER ASSOC                            | 1315200         | MERCER    |              | NATL   |                        | 150           | 1.0                             |              |
| TOTAL POPULATION SERVED BY SOURCE WATER SYSTEM |                 |           |              |        |                        | 150           |                                 |              |
| SYCAMORE WS                                    | 0370550         | DE KALB   | Acid         | ADJ    | 11/70                  | 9219          |                                 | 1.0          |
| TOTAL POPULATION SERVED BY SOURCE WATER SYSTEM |                 |           |              |        |                        | 9219          |                                 |              |
| SYLMAR WATER CORP SUBD                         | 1795930         | TAZEWELL  | Acid         | ADJ    | /61                    | 60            |                                 | 1.0          |
| TOTAL POPULATION SERVED BY SOURCE WATER SYSTEM |                 |           |              |        |                        | 60            |                                 |              |
| TABLE GROVE WS                                 | 0570900         | FULION    |              | NATL   |                        | 489           | 4.0                             |              |
| TOTAL POPULATION SERVED BY SOURCE WATER SYSTEM |                 |           |              |        |                        | 489           |                                 |              |
| TALLULA WS                                     | 1290250         | MENARD    | Acid         | ADJ    | /69                    | 681           |                                 | 1.0          |
| TOTAL POPULATION SERVED BY SOURCE WATER SYSTEM |                 |           |              |        |                        | 681           |                                 |              |
| TAMMS WS                                       | 0030100         | ALEXANDER | Acid         | ADJ    | 10/69                  | 826           |                                 | 1.0          |
| TOTAL POPULATION SERVED BY SOURCE WATER SYSTEM |                 |           |              |        |                        | 826           |                                 |              |
| TAMPICO WS                                     | 1950550         | WHITESIDE | Acid         | ADJ    | 07/70                  | 966           |                                 | 1.0          |
| TOTAL POPULATION SERVED BY SOURCE WATER SYSTEM |                 |           |              |        |                        | 966           |                                 |              |
| TAYLORVILLE WS                                 | 0210600         | CHRISTIAN | Acid         | ADJ    | 05/60                  | 12036         |                                 | 1.0          |
| LANGLEYVILLE PWD                               | 0215150         | CHRISTIAN |              | CONS   |                        | 310           |                                 |              |
| OWANEEO  | 0210400         | CHRISTIAN |              | CONS   |                        | 300           |                                 |              |
| TOTAL POPULATION SERVED BY SOURCE WATER SYSTEM |                 |           |              |        |                        | 12646         |                                 |              |
| TEE AND GREEN SUBD                             | 0437200         | DU PAGE   | Acid         | ADJ    | /59                    | 65            |                                 | 1.0          |
| TOTAL POPULATION SERVED BY SOURCE WATER SYSTEM |                 |           |              |        |                        | 65            |                                 |              |
| TEN MILE VIEW SUBD                             | 2035150         | WOODFORD  | Acid         | ADJ    | /52                    | 51            |                                 | 1.0          |
| TOTAL POPULATION SERVED BY SOURCE WATER SYSTEM |                 |           |              |        |                        | 51            |                                 |              |

POPULATION SERVED FLUORIDATED DRINKING WATER BY SOURCE SYSTEM,  
 CONSECUTIVE SYSTEM, AND COUNTY WITHIN STATE (AS OF 12/31/85)

**ILLINOIS**

| WATER SYSTEM and<br>CONSECUTIVE SYSTEMS SERVED           | EPA<br>ID<br>NO | COUNTY     | CHEM<br>USED | STATUS | FLUOR<br>START<br>DATE | POP<br>SERVED | NATURAL SYSTEMS |              |
|--|-----------------|------------|--------------|--------|------------------------|---------------|-----------------|--------------|
|  |                 |            |              |        |                        |               | NAT<br>LEVEL    | OPT<br>LEVEL |
| TEUTOPOLIS WS  | 0490450         | EFFINGHAM  | Acid         | ADJ    | /70                    | 1414          |                 | 1.0          |
| TOTAL POPULATION SERVED BY SOURCE WATER SYSTEM - - - - - |                 |            |              |        |                        | 1414          |                 |              |
| THAWVILLE WS   | 0750850         | IRROQUOIS  | Acid         | ADJ    | /70                    | 275           |                 | 1.0          |
| TOTAL POPULATION SERVED BY SOURCE WATER SYSTEM - - - - - |                 |            |              |        |                        | 275           |                 |              |
| THEBES WS  | 0030150         | ALEXANDER  | Acid         | ADJ    | /70                    | 455           |                 | 1.0          |
| TOTAL POPULATION SERVED BY SOURCE WATER SYSTEM - - - - - |                 |            |              |        |                        | 455           |                 |              |
| THOMASBORO WS  | 0190950         | CHAMPAIGN  | Acid         | ADJ    | 06/68                  | 1242          |                 | 1.0          |
| TOTAL POPULATION SERVED BY SOURCE WATER SYSTEM - - - - - |                 |            |              |        |                        | 1242          |                 |              |
| THOMSON WS   | 0150350         | CARROLL    | NaF          | ADJ    | /70                    | 911           |                 | 1.0          |
| TOTAL POPULATION SERVED BY SOURCE WATER SYSTEM - - - - - |                 |            |              |        |                        | 911           |                 |              |
| TIMBER BROOK ESTATES                                     | 0735450         | HENRY      | NaF          | ADJ    | /72                    | 118           |                 | 1.0          |
| TOTAL POPULATION SERVED BY SOURCE WATER SYSTEM - - - - - |                 |            |              |        |                        | 118           |                 |              |
| TIMBER RIDGE SUBD  | 0735470         | HENRY      | Acid         | ADJ    | /76                    | 53            |                 | 1.0          |
| TOTAL POPULATION SERVED BY SOURCE WATER SYSTEM - - - - - |                 |            |              |        |                        | 53            |                 |              |
| TIMBERLAKE ESTATES SUBD                                  | 1335050         | MONROE     | Acid         | ADJ    | /71                    | 80            |                 | 1.0          |
| TOTAL POPULATION SERVED BY SOURCE WATER SYSTEM - - - - - |                 |            |              |        |                        | 80            |                 |              |
| TIMBERLAN SUBD   | 2035200         | WOODFORD   | NaF          | ADJ    | /49                    | 105           |                 | 1.0          |
| TOTAL POPULATION SERVED BY SOURCE WATER SYSTEM - - - - - |                 |            |              |        |                        | 105           |                 |              |
| TISKILWA WS  | 0111050         | BUREAU     | NaF          | ADJ    | 02/70                  | 990           |                 | 1.0          |
| TOTAL POPULATION SERVED BY SOURCE WATER SYSTEM - - - - - |                 |            |              |        |                        | 990           |                 |              |
| TOLEDO WS  | 0350200         | CUMBERLAND | Acid         | ADJ    | 12/58                  | 1284          |                 | 1.0          |
| TOTAL POPULATION SERVED BY SOURCE WATER SYSTEM - - - - - |                 |            |              |        |                        | 1284          |                 |              |
| TOLONO WS  | 0191000         | CHAMPAIGN  | Acid         | ADJ    | 01/70                  | 2434          |                 | 1.0          |
| TOTAL POPULATION SERVED BY SOURCE WATER SYSTEM - - - - - |                 |            |              |        |                        | 2434          |                 |              |

POPULATION SERVED FLUORIDATED DRINKING WATER BY SOURCE SYSTEM,  
CONSECUTIVE SYSTEM, AND COUNTY WITHIN STATE (AS OF 12/31/85)

**ILLINOIS**

| WATER SYSTEM and<br>CONSECUTIVE SYSTEMS SERVED           | EPA<br>ID<br>NO | COUNTY      | CHEM<br>USED | STATUS | FLUOR<br>START<br>DATE | POP<br>SERVED | NATURAL SYSTEMS<br>NAT<br>LEVEL | OPT<br>LEVEL |
|--|-----------------|-------------|--------------|--------|------------------------|---------------|---------------------------------|--------------|
| TOLUCA WS  | 1230250         | MARSHALL    |              |        | NATL                   | 1471          | 1.6                             |              |
| TOTAL POPULATION SERVED BY SOURCE WATER SYSTEM - - - - - |                 |             |              |        |                        | 1471          |                                 |              |
| TONICA WS  | 0991150         | LA SALLE    |              |        | NATL                   | 695           | 1.0                             |              |
| TOTAL POPULATION SERVED BY SOURCE WATER SYSTEM - - - - - |                 |             |              |        |                        | 695           |                                 |              |
| TOULON WS  | 1750150         | STARK       |              |        | NATL                   | 1390          | 2.2                             |              |
| TOTAL POPULATION SERVED BY SOURCE WATER SYSTEM - - - - - |                 |             |              |        |                        | 1390          |                                 |              |
| TOWER HILL   | 1730500         | SHELBY      | Acid         | ADJ    | 07/70                  | 700           |                                 | 1.0          |
| TOTAL POPULATION SERVED BY SOURCE WATER SYSTEM - - - - - |                 |             |              |        |                        | 700           |                                 |              |
| TOWER LAKES WC   | 0975010         | LAKE        | Acid         | ADJ    | /69                    | 1130          |                                 | 1.0          |
| TOTAL POPULATION SERVED BY SOURCE WATER SYSTEM - - - - - |                 |             |              |        |                        | 1130          |                                 |              |
| TOWER RIDGE  | 1615780         | ROCK ISLAND | Acid         | ADJ    | /78                    | 55            |                                 | 1.0          |
| TOTAL POPULATION SERVED BY SOURCE WATER SYSTEM - - - - - |                 |             |              |        |                        | 55            |                                 |              |
| TREMONT WS   | 1790700         | TAZEWELL    | Acid         | ADJ    | 11/68                  | 2096          |                                 | 1.0          |
| TOTAL POPULATION SERVED BY SOURCE WATER SYSTEM - - - - - |                 |             |              |        |                        | 2096          |                                 |              |
| TRI-COUNTY WC  | 0975450         | LAKE        | NaF          | ADJ    | /60                    | 222           |                                 | 1.0          |
| TOTAL POPULATION SERVED BY SOURCE WATER SYSTEM - - - - - |                 |             |              |        |                        | 222           |                                 |              |
| TRI-STATE VILLAGE WS                                     | 0437300         | DU PAGE     | Acid         | ADJ    | /40                    | 700           |                                 | 1.0          |
| TOTAL POPULATION SERVED BY SOURCE WATER SYSTEM - - - - - |                 |             |              |        |                        | 700           |                                 |              |
| TRIPLE OAKS WATER CO                                     | 1795950         | TAZEWELL    | Acid         | ADJ    | /68                    | 700           |                                 | 1.0          |
| TOTAL POPULATION SERVED BY SOURCE WATER SYSTEM - - - - - |                 |             |              |        |                        | 700           |                                 |              |
| TRIVOLI PWD  | 1435510         | PEORIA      |              |        | NATL                   | 350           | 3.7                             |              |
| TOTAL POPULATION SERVED BY SOURCE WATER SYSTEM - - - - - |                 |             |              |        |                        | 350           |                                 |              |
| TROY WS  | 1191000         | MADISON     | NaF          | ADJ    | 10/70                  | 3772          |                                 | 1.0          |
| TOTAL POPULATION SERVED BY SOURCE WATER SYSTEM - - - - - |                 |             |              |        |                        | 3772          |                                 |              |

POPULATION SERVED FLUORIDATED DRINKING WATER BY SOURCE SYSTEM,  
CONSECUTIVE SYSTEM, AND COUNTY WITHIN STATE (AS OF 12/31/85)

**ILLINOIS**

| WATER SYSTEM and<br>CONSECUTIVE SYSTEMS SERVED           | EPA<br>ID<br>NO | COUNTY   | CHEM<br>USED | STATUS | FLUOR<br>START<br>DATE | POP<br>SERVED | NATURAL SYSTEMS<br>NAT OPT<br>LEVEL LEVEL |
|--|-----------------|----------|--------------|--------|------------------------|---------------|---|
| TURNBERRY UTIL INC                                       | 1115760         | MCHENRY  |              | NATL   |                        | 189           | 2.6                                       |
| TOTAL POPULATION SERVED BY SOURCE WATER SYSTEM - - - - - |                 |          |              |        |                        | 189           |   |
| U S INDUSTRIAL CHEM CO                                   | 0415100         | DOUGLAS  | Acid         | ADJ    | /68                    | 1175          | 1.0                                       |
| TOTAL POPULATION SERVED BY SOURCE WATER SYSTEM - - - - - |                 |          |              |        |                        | 1175          |   |
| ULLIN WS   | 1530350         | PULASKI  | NaF          | ADJ    | 11/70                  | 550           | 1.0                                       |
| TOTAL POPULATION SERVED BY SOURCE WATER SYSTEM - - - - - |                 |          |              |        |                        | 550           |   |
| UNION OIL COMPANY  | 1977860         | WILL     |              | NATL   |                        | 50            | 1.3                                       |
| TOTAL POPULATION SERVED BY SOURCE WATER SYSTEM - - - - - |                 |          |              |        |                        | 50            |   |
| UNION WS   | 1110900         | MCHENRY  | Acid         | ADJ    | 04/68                  | 622           | 1.0                                       |
| TOTAL POPULATION SERVED BY SOURCE WATER SYSTEM - - - - - |                 |          |              |        |                        | 622           |   |
| UNION-YORK WATER DIST                                    | 0235400         | CLARK    | NaF          | ADJ    | /65                    | 705           | 1.0                                       |
| TOTAL POPULATION SERVED BY SOURCE WATER SYSTEM - - - - - |                 |          |              |        |                        | 705           |   |
| URSA WS  | 0010700         | ADAMS    | NaF          | ADJ    | 08/68                  | 454           | 1.0                                       |
| TOTAL POPULATION SERVED BY SOURCE WATER SYSTEM - - - - - |                 |          |              |        |                        | 454           |   |
| USNTC GREAT LAKES  | 0975227         | LAKE     | Acid         | ADJ    | /76                    | 47275         | 1.0                                       |
| TOTAL POPULATION SERVED BY SOURCE WATER SYSTEM - - - - - |                 |          |              |        |                        | 47275         |   |
| UTILITIES UNLIMITED WS                                   | 1975500         | WILL     | Acid         | ADJ    | /69                    | 115           | 1.0                                       |
| TOTAL POPULATION SERVED BY SOURCE WATER SYSTEM - - - - - |                 |          |              |        |                        | 115           |   |
| VALENTINE MANOR SUBD                                     | 0997300         | LAKE     |              | NATL   |                        | 200           | 0.8                                       |
| TOTAL POPULATION SERVED BY SOURCE WATER SYSTEM - - - - - |                 |          |              |        |                        | 200           |   |
| VALLEY VIEW MUTUAL WC                                    | 1797020         | TAZEWELL | Acid         | ADJ    | /56                    | 90            | 1.0                                       |
| TOTAL POPULATION SERVED BY SOURCE WATER SYSTEM - - - - - |                 |          |              |        |                        | 90            |   |
| VALLEY VIEW NO 4, NO 6                                   | 1797010         | TAZEWELL | Acid         | ADJ    | /59                    | 233           | 1.0                                       |
| TOTAL POPULATION SERVED BY SOURCE WATER SYSTEM - - - - - |                 |          |              |        |                        | 233           |   |

POPULATION SERVED FLUORIDATED DRINKING WATER BY SOURCE SYSTEM,  
CONSECUTIVE SYSTEM, AND COUNTY WITHIN STATE (AS OF 12/31/85)

**ILLINOIS**

| WATER SYSTEM and<br>CONSECUTIVE SYSTEMS SERVED           | EPA<br>ID<br>NO | COUNTY   | CHEM<br>USED | STATUS | FLUOR<br>START<br>DATE | POP<br>SERVED | NATURAL SYSTEMS<br>NAT<br>LEVEL | OPT<br>LEVEL |
|--|-----------------|----------|--------------|--------|------------------------|---------------|---------------------------------|--------------|
| VALLEY VIEW WS   | 0437350         | KANE     | Acid         | ADJ    | 03/68                  | 2112          |                                 | 1.0          |
| TOTAL POPULATION SERVED BY SOURCE WATER SYSTEM - - - - - |                 |          |              |        |                        | 2112          |                                 |              |
| VALLEY WATER CO INC                                      | 0935100         | KENDALL  | Acid         | ADJ    | /63                    | 1225          |                                 | 1.0          |
| TOTAL POPULATION SERVED BY SOURCE WATER SYSTEM - - - - - |                 |          |              |        |                        | 1225          |                                 |              |
| VALLEY WATER COMPANY                                     | 0935101         | KENDALL  |              | NATL   |                        | 1750          | 0.9                             |              |
| TOTAL POPULATION SERVED BY SOURCE WATER SYSTEM - - - - - |                 |          |              |        |                        | 1750          |                                 |              |
| VALLEYVIEW SUBD  | 0375200         | DE KALB  | Acid         | ADJ    | /71                    | 100           |                                 | 1.0          |
| TOTAL POPULATION SERVED BY SOURCE WATER SYSTEM - - - - - |                 |          |              |        |                        | 100           |                                 |              |
| VALMEYER WS  | 1330250         | MONROE   | NaF          | ADJ    | /70                    | 898           |                                 | 1.0          |
| TOTAL POPULATION SERVED BY SOURCE WATER SYSTEM - - - - - |                 |          |              |        |                        | 898           |                                 |              |
| VAN ORIN WS  | 0115000         | BUREAU   | Acid         | ADJ    | /68                    | 100           |                                 | 1.0          |
| TOTAL POPULATION SERVED BY SOURCE WATER SYSTEM - - - - - |                 |          |              |        |                        | 100           |                                 |              |
| VANDALIA WS  | 0510350         | FAYETTE  | Acid         | ADJ    | 05/67                  | 5338          |                                 | 1.0          |
| VANDALIA CORR CTR  | 0515500         | FAYETTE  |              | CONS   |                        | 1250          |                                 |              |
| TOTAL POPULATION SERVED BY SOURCE WATER SYSTEM - - - - - |                 |          |              |        |                        | 6588          |                                 |              |
| VARNA WS   | 1230300         | MARSHALL | Acid         | ADJ    | /68                    | 441           |                                 | 1.0          |
| TOTAL POPULATION SERVED BY SOURCE WATER SYSTEM - - - - - |                 |          |              |        |                        | 441           |                                 |              |
| VAUGHNDALE MEADOWS SUB                                   | 0915950         | KANKAKEE | Acid         | ADJ    | /74                    | 270           |                                 | 1.0          |
| TOTAL POPULATION SERVED BY SOURCE WATER SYSTEM - - - - - |                 |          |              |        |                        | 270           |                                 |              |
| VENADO-ARGLE WATER ASSOC                                 | 1795050         | TAZEWELL | NaF          | ADJ    | /72                    | 135           |                                 | 1.0          |
| TOTAL POPULATION SERVED BY SOURCE WATER SYSTEM - - - - - |                 |          |              |        |                        | 135           |                                 |              |
| VERMILION WS   | 0450400         | EDGAR    | Acid         | ADJ    | /70                    | 299           |                                 | 1.0          |
| TOTAL POPULATION SERVED BY SOURCE WATER SYSTEM - - - - - |                 |          |              |        |                        | 299           |                                 |              |
| VERMONT WS   | 0570950         | FULTON   | Acid         | ADJ    | 12/69                  | 885           |                                 | 1.0          |
| TOTAL POPULATION SERVED BY SOURCE WATER SYSTEM - - - - - |                 |          |              |        |                        | 885           |                                 |              |



POPULATION SERVED FLUORIDATED DRINKING WATER BY SOURCE SYSTEM,  
CONSECUTIVE SYSTEM, AND COUNTY WITHIN STATE (AS OF 12/31/85)

# ILLINOIS

| WATER SYSTEM and<br>CONSECUTIVE SYSTEMS SERVED           | EPA<br>ID<br>NO | COUNTY     | CHEM<br>USED | STATUS | FLUOR<br>START<br>DATE | POP<br>SERVED | NATURAL SYSTEMS<br>NAT<br>LEVEL | OPT<br>LEVEL |
|--|-----------------|------------|--------------|--------|------------------------|---------------|---------------------------------|--------------|
| VERNON HILLS WS  | 0971750         | LAKE       |              | NATL   |                        | 9827          | 0.9                             |              |
| TOTAL POPULATION SERVED BY SOURCE WATER SYSTEM - - - - - |                 |            |              |        |                        | 9827          |                                 |              |
| VERSAILLES WS  | 0090200         | BROWN      | NaF          | ADJ    | 12/69                  | 513           |                                 | 1.0          |
| TOTAL POPULATION SERVED BY SOURCE WATER SYSTEM - - - - - |                 |            |              |        |                        | 513           |                                 |              |
| VET'S PLACE SUBD   | 1435650         | PEORIA     | Acid         | ADJ    | /79                    | 85            |                                 | 1.0          |
| TOTAL POPULATION SERVED BY SOURCE WATER SYSTEM - - - - - |                 |            |              |        |                        | 85            |                                 |              |
| VICTORIA WS  | 0950550         | KNOX       |              | NATL   |                        | 389           | 2.0                             |              |
| TOTAL POPULATION SERVED BY SOURCE WATER SYSTEM - - - - - |                 |            |              |        |                        | 389           |                                 |              |
| VIENNA WS  | 0870350         | JOHNSON    | Acid         | ADJ    | 11/67                  | 1420          |                                 | 1.0          |
| TOTAL POPULATION SERVED BY SOURCE WATER SYSTEM - - - - - |                 |            |              |        |                        | 1420          |                                 |              |
| VILLA GROVE WS   | 0410350         | DOUGLAS    | NaF          | ADJ    | 01/71                  | 2707          |                                 | 1.0          |
| TOTAL POPULATION SERVED BY SOURCE WATER SYSTEM - - - - - |                 |            |              |        |                        | 2707          |                                 |              |
| VILLA PARK WS  | 0430800         | DU PAGE    | Acid         | ADJ    | 03/68                  | 23185         |                                 | 1.0          |
| TOTAL POPULATION SERVED BY SOURCE WATER SYSTEM - - - - - |                 |            |              |        |                        | 23185         |                                 |              |
| VIOLA WS   | 1310450         | MERCER     |              | NATL   |                        | 1144          | 1.9                             |              |
| TOTAL POPULATION SERVED BY SOURCE WATER SYSTEM - - - - - |                 |            |              |        |                        | 1144          |                                 |              |
| VIRGINIA WS  | 0170250         | CASS       | Acid         | ADJ    | 11/69                  | 1825          |                                 | 1.0          |
| TOTAL POPULATION SERVED BY SOURCE WATER SYSTEM - - - - - |                 |            |              |        |                        | 1825          |                                 |              |
| W LIBERTY-DUNDAS WD                                      | 1595050         | RICHLAND   | Acid         | ADJ    | /70                    | 225           |                                 | 1.0          |
| TOTAL POPULATION SERVED BY SOURCE WATER SYSTEM - - - - - |                 |            |              |        |                        | 225           |                                 |              |
| WADSWORTH OAKS SUBD                                      | 0977320         | LAKE       |              | NATL   |                        | 80            | 1.5                             |              |
| TOTAL POPULATION SERVED BY SOURCE WATER SYSTEM - - - - - |                 |            |              |        |                        | 80            |                                 |              |
| WAGGONER WS  | 1350700         | MONTCOMERY | Acid         | ADJ    | 09/68                  | 277           |                                 | 1.0          |
| TOTAL POPULATION SERVED BY SOURCE WATER SYSTEM - - - - - |                 |            |              |        |                        | 277           |                                 |              |

POPULATION SERVED FLUORIDATED DRINKING WATER BY SOURCE SYSTEM,  
CONSECUTIVE SYSTEM, AND COUNTY WITHIN STATE (AS OF 12/31/85)

# ILLINOIS

| WATER SYSTEM and<br>CONSECUTIVE SYSTEMS SERVED | EPA<br>ID<br>NO | COUNTY     | CHEM<br>USED | STATUS | FLUOR<br>START<br>DATE | POP<br>SERVED | NATURAL SYSTEMS<br>NAT OPT<br>LEVEL LEVEL |
|--|-----------------|------------|--------------|--------|------------------------|---------------|---|
| WALK UP WOODS SUBD                             | 1115800         | MCHENRY    |              |        | NATL                   | 760           | 0.8                                       |
| TOTAL POPULATION SERVED BY SOURCE WATER SYSTEM |                 |            |              |        |                        | 760           |   |
| WALNUT HILL WELL ASSOC                         | 1835150         | VERMILION  | Acid         | ADJ    | /46                    | 3000          | 1.0                                       |
| TOTAL POPULATION SERVED BY SOURCE WATER SYSTEM |                 |            |              |        |                        | 3000          |   |
| WALNUT WS                                      | 0111100         | BUREAU     | NaF          | ADJ    | /69                    | 1513          | 1.0                                       |
| TOTAL POPULATION SERVED BY SOURCE WATER SYSTEM |                 |            |              |        |                        | 1513          |   |
| WAPELLA WS                                     | 0390250         | DE WITT    | NaF          | ADJ    | 01/69                  | 768           | 1.0                                       |
| TOTAL POPULATION SERVED BY SOURCE WATER SYSTEM |                 |            |              |        |                        | 768           |   |
| WARREN WS                                      | 0850500         | JO DAVIESS | Acid         | ADJ    | 05/66                  | 1595          | 1.0                                       |
| TOTAL POPULATION SERVED BY SOURCE WATER SYSTEM |                 |            |              |        |                        | 1595          |   |
| WARRENSBURG WS                                 | 1150500         | MACON      | NaF          | ADJ    | 11/68                  | 1372          | 1.0                                       |
| TOTAL POPULATION SERVED BY SOURCE WATER SYSTEM |                 |            |              |        |                        | 1372          |   |
| WARRENVILLE WS                                 | 0430833         | DU PAGE    | Acid         | ADJ    | 05/68                  | 7519          | 1.0                                       |
| WARRENVILLE-ALBRIGHT ST                        | 0430831         | DU PAGE    |              | CONS   |                        | 63            |   |
| WARRENVILLE-WELL #6                            | 0430834         | DU PAGE    |              | CONS   |                        | 240           |   |
| TOTAL POPULATION SERVED BY SOURCE WATER SYSTEM |                 |            |              |        |                        | 7822          |   |
| WARRENVILLE-RAY ST HOMEOWNERS                  | 0430832         | DU PAGE    | Acid         | ADJ    | /77                    | 112           | 1.0                                       |
| TOTAL POPULATION SERVED BY SOURCE WATER SYSTEM |                 |            |              |        |                        | 112           |   |
| WARSAW WS                                      | 0670650         | HANCOCK    | NaF          | ADJ    | 10/69                  | 1842          | 1.0                                       |
| TOTAL POPULATION SERVED BY SOURCE WATER SYSTEM |                 |            |              |        |                        | 1842          |   |
| WASHBURN WS                                    | 2034940         | WOODFORD   | Acid         | ADJ    | /70                    | 1206          | 1.0                                       |
| TOTAL POPULATION SERVED BY SOURCE WATER SYSTEM |                 |            |              |        |                        | 1206          |   |
| WASHINGTON ESTATES INC                         | 1797050         | TAZEWELL   | Acid         | ADJ    | /55                    | 1300          | 1.0                                       |
| TOTAL POPULATION SERVED BY SOURCE WATER SYSTEM |                 |            |              |        |                        | 1300          |   |
| WASHINGTON WS                                  | 1790750         | TAZEWELL   | Acid         | ADJ    | 08/68                  | 10364         | 1.0                                       |
| TOTAL POPULATION SERVED BY SOURCE WATER SYSTEM |                 |            |              |        |                        | 10364         |   |

POPULATION SERVED FLUORIDATED DRINKING WATER BY SOURCE SYSTEM,  
CONSECUTIVE SYSTEM, AND COUNTY WITHIN STATE (AS OF 12/31/85)

# ILLINOIS

| WATER SYSTEM and<br>CONSECUTIVE SYSTEMS SERVED           | EPA<br>ID<br>NO    | COUNTY         | CHEM<br>USED | STATUS      | FLUOR<br>START<br>DATE | POP<br>SERVED | NATURAL SYSTEMS<br>NAT OPT<br>LEVEL LEVEL |
|--|--------------------|----------------|--------------|-------------|------------------------|---------------|---|
| WATAGA WS  | 0950600            | KNOX           |              |             | NATL                   | 996           | 2.3                                       |
| TOTAL POPULATION SERVED BY SOURCE WATER SYSTEM - - - - - |                    |                |              |             |                        | 996           |   |
| WATER WORKS (TAYLOR RIDGE)                               | 1615130            | ROCK ISLAND    | Acid         | ADJ         | /78                    | 32            | 1.0                                       |
| TOTAL POPULATION SERVED BY SOURCE WATER SYSTEM - - - - - |                    |                |              |             |                        | 32            |   |
| WATERGATE SUBD   | 1595150            | RICHLAND       | Acid         | ADJ         | /74                    | 60            | 1.0                                       |
| TOTAL POPULATION SERVED BY SOURCE WATER SYSTEM - - - - - |                    |                |              |             |                        | 60            |   |
| WATERLOO WS  | 1330300            | MONROE         | NaF          | ADJ         | 07/68                  | 4961          | 1.0                                       |
| TOTAL POPULATION SERVED BY SOURCE WATER SYSTEM - - - - - |                    |                |              |             |                        | 4961          |   |
| WATERMAN WS  | 0370600            | DE KALB        | Acid         | ADJ         | 12/69                  | 943           | 1.0                                       |
| TOTAL POPULATION SERVED BY SOURCE WATER SYSTEM - - - - - |                    |                |              |             |                        | 943           |   |
| WATSEKA WS   | 0750900            | IROQUOIS       | NaF          | ADJ         | 11/70                  | 5543          | 1.0                                       |
| TOTAL POPULATION SERVED BY SOURCE WATER SYSTEM - - - - - |                    |                |              |             |                        | 5543          |   |
| WATSON WS  | 0490500            | EFFINGHAM      | Acid         | ADJ         | 10/83                  | 551           | 1.0                                       |
| TOTAL POPULATION SERVED BY SOURCE WATER SYSTEM - - - - - |                    |                |              |             |                        | 551           |   |
| WATUHIYI WW CO   | 1235150            | MARSHALL       |              |             | NATL                   | 263           | 2.0                                       |
| TOTAL POPULATION SERVED BY SOURCE WATER SYSTEM - - - - - |                    |                |              |             |                        | 263           |   |
| WALCONDA WS  | 0971850            | LAKE           | Acid         | ADJ         | 03/69                  | 5688          | 1.0                                       |
| TOTAL POPULATION SERVED BY SOURCE WATER SYSTEM - - - - - |                    |                |              |             |                        | 5688          |   |
| WALKEGAN WS<br>PARK CITY                                 | 0971900<br>0971400 | LAKE<br>LAKE   | NaSiF6       | ADJ<br>CONS | 03/52                  | 67653<br>3675 | 1.0                                       |
| TOTAL POPULATION SERVED BY SOURCE WATER SYSTEM - - - - - |                    |                |              |             |                        | 71328         |   |
| WAVERLY WS   | 1370450            | MORGAN         | Acid         | ADJ         | 10/67                  | 1600          | 1.0                                       |
| TOTAL POPULATION SERVED BY SOURCE WATER SYSTEM - - - - - |                    |                |              |             |                        | 1600          |   |
| WAYNE CITY WS<br>SIMS                                    | 1910450<br>1910400 | WAYNE<br>WAYNE | NaSiF6       | ADJ<br>CONS | 11/69                  | 2030<br>630   | 1.0                                       |
| TOTAL POPULATION SERVED BY SOURCE WATER SYSTEM - - - - - |                    |                |              |             |                        | 2660          |   |

POPULATION SERVED FLUORIDATED DRINKING WATER BY SOURCE SYSTEM,  
CONSECUTIVE SYSTEM, AND COUNTY WITHIN STATE (AS OF 12/31/85)

# ILLINOIS

| WATER SYSTEM and<br>CONSECUTIVE SYSTEMS SERVED           | EPA<br>ID<br>NO | COUNTY    | CHEM<br>USED | STATUS | FLUOR<br>START<br>DATE | POP<br>SERVED | NATURAL SYSTEMS<br>NAT<br>LEVEL | OPT<br>LEVEL |
|--|-----------------|-----------|--------------|--------|------------------------|---------------|---------------------------------|--------------|
| WAYNESVILLE  | 0390300         | DE WITT   | NaF          | ADJ    | 11/70                  | 569           |                                 | 1.0          |
| TOTAL POPULATION SERVED BY SOURCE WATER SYSTEM - - - - - |                 |           |              |        |                        | 569           |                                 |              |
| WELDON WS  | 0390350         | DE WITT   | NaF          | ADJ    | /69                    | 531           |                                 | 1.0          |
| TOTAL POPULATION SERVED BY SOURCE WATER SYSTEM - - - - - |                 |           |              |        |                        | 531           |                                 |              |
| WELLINGTON WS  | 0750950         | IROQUOIS  | NaF          | ADJ    | /70                    | 370           |                                 | 1.0          |
| TOTAL POPULATION SERVED BY SOURCE WATER SYSTEM - - - - - |                 |           |              |        |                        | 370           |                                 |              |
| WENONA WS  | 1234950         | MARSHALL  |              | NATL   |                        | 1025          | 1.7                             |              |
| TOTAL POPULATION SERVED BY SOURCE WATER SYSTEM - - - - - |                 |           |              |        |                        | 1025          |                                 |              |
| WERMES SUBD  | 0895750         | KANE      |              | NATL   |                        | 164           | 1.4                             |              |
| TOTAL POPULATION SERVED BY SOURCE WATER SYSTEM - - - - - |                 |           |              |        |                        | 164           |                                 |              |
| WERNER GOER SUBD   | 0495300         | EFFINGHAM | Acid         | ADJ    | /68                    | 34            |                                 | 1.0          |
| TOTAL POPULATION SERVED BY SOURCE WATER SYSTEM - - - - - |                 |           |              |        |                        | 34            |                                 |              |
| WEST BROOKLYN  | 1030550         | LEE       | Acid         | ADJ    | /68                    | 225           |                                 | 1.0          |
| TOTAL POPULATION SERVED BY SOURCE WATER SYSTEM - - - - - |                 |           |              |        |                        | 225           |                                 |              |
| WEST CHICAGO WS  | 0430900         | DU PAGE   | Acid         | ADJ    | 06/68                  | 12550         |                                 | 1.0          |
| TOTAL POPULATION SERVED BY SOURCE WATER SYSTEM - - - - - |                 |           |              |        |                        | 12550         |                                 |              |
| WEST DUNDEE WS   | 0890950         | KANE      | Acid         | ADJ    | /68                    | 3502          |                                 | 1.0          |
| TOTAL POPULATION SERVED BY SOURCE WATER SYSTEM - - - - - |                 |           |              |        |                        | 3502          |                                 |              |
| WEST POINT   | 0670700         | HANCOCK   | Acid         | ADJ    | /68                    | 237           |                                 | 1.0          |
| TOTAL POPULATION SERVED BY SOURCE WATER SYSTEM - - - - - |                 |           |              |        |                        | 237           |                                 |              |
| WEST SALEM   | 0470200         | EDWARDS   | Acid         | ADJ    | /68                    | 1750          |                                 | 1.0          |
| TOTAL POPULATION SERVED BY SOURCE WATER SYSTEM - - - - - |                 |           |              |        |                        | 1750          |                                 |              |
| WESTERN SPCS WS  | 0313180         | COOK      |              | NATL   |                        | 12876         | 1.2                             |              |
| TOTAL POPULATION SERVED BY SOURCE WATER SYSTEM - - - - - |                 |           |              |        |                        | 12876         |                                 |              |

POPULATION SERVED FLUORIDATED DRINKING WATER BY SOURCE SYSTEM,  
CONSECUTIVE SYSTEM, AND COUNTY WITHIN STATE (AS OF 12/31/85)

**ILLINOIS**

| WATER SYSTEM and<br>CONSECUTIVE SYSTEMS SERVED           | EPA<br>ID<br>NO | COUNTY  | CHEM<br>USED | STATUS | FLUOR<br>START<br>DATE | POP<br>SERVED | NATURAL SYSTEMS<br>NAT<br>LEVEL | OPT<br>LEVEL |
|--|-----------------|---------|--------------|--------|------------------------|---------------|---------------------------------|--------------|
| WESTFIELD WS   | 0230200         | CLARK   | NaF          | ADJ    | /68                    | 733           |                                 | 1.0          |
| TOTAL POPULATION SERVED BY SOURCE WATER SYSTEM - - - - - |                 |         |              |        |                        | 733           |                                 |              |
| WESTMONT WS  | 0430950         | DU PAGE | Acid         | ADJ    | 12/70                  | 16718         |                                 | 1.0          |
| TOTAL POPULATION SERVED BY SOURCE WATER SYSTEM - - - - - |                 |         |              |        |                        | 16718         |                                 |              |
| WESTPORT SUBD  | 0955100         | KNOX    | Acid         | ADJ    | /63                    | 90            |                                 | 1.0          |
| TOTAL POPULATION SERVED BY SOURCE WATER SYSTEM - - - - - |                 |         |              |        |                        | 90            |                                 |              |
| WESTPORT WS INC  | 0955040         | KNOX    | NaF          | ADJ    | /74                    | 161           |                                 | 1.0          |
| TOTAL POPULATION SERVED BY SOURCE WATER SYSTEM - - - - - |                 |         |              |        |                        | 161           |                                 |              |
| WHEATON FARMS SUBD                                       | 0437500         | DU PAGE | Acid         | ADJ    | /24                    | 273           |                                 | 1.0          |
| TOTAL POPULATION SERVED BY SOURCE WATER SYSTEM - - - - - |                 |         |              |        |                        | 273           |                                 |              |
| WHEATON WS   | 0431050         | DU PAGE | Acid         | ADJ    | 07/63                  | 43043         |                                 | 1.0          |
| TOTAL POPULATION SERVED BY SOURCE WATER SYSTEM - - - - - |                 |         |              |        |                        | 43043         |                                 |              |
| WHEELING WS  | 0314970         | COOK    | Acid         | ADJ    | 12/63                  | 23266         |                                 | 1.0          |
| TOTAL POPULATION SERVED BY SOURCE WATER SYSTEM - - - - - |                 |         |              |        |                        | 23266         |                                 |              |
| WHISPERING HILLS WC                                      | 1115700         | MCHENRY | Acid         | ADJ    | /42                    | 3563          |                                 | 1.0          |
| TOTAL POPULATION SERVED BY SOURCE WATER SYSTEM - - - - - |                 |         |              |        |                        | 3563          |                                 |              |
| WHITE HALL WS  | 0610400         | GREENE  | Acid         | ADJ    | 10/62                  | 2935          |                                 | 1.0          |
| TOTAL POPULATION SERVED BY SOURCE WATER SYSTEM - - - - - |                 |         |              |        |                        | 2935          |                                 |              |
| WHITE HEATH W W  | 1475050         | PIATT   | Acid         | ADJ    | /70                    | 500           |                                 | 1.0          |
| TOTAL POPULATION SERVED BY SOURCE WATER SYSTEM - - - - - |                 |         |              |        |                        | 500           |                                 |              |
| WHITE OAK ESTATES  | 1035050         | LEE     | NaF          | ADJ    | /70                    | 260           |                                 | 1.0          |
| TOTAL POPULATION SERVED BY SOURCE WATER SYSTEM - - - - - |                 |         |              |        |                        | 260           |                                 |              |
| WILDWOOD SUBDIVISION                                     | 0977350         | LAKE    | Acid         | ADJ    | /72                    | 7100          |                                 | 1.0          |
| TOTAL POPULATION SERVED BY SOURCE WATER SYSTEM - - - - - |                 |         |              |        |                        | 7100          |                                 |              |

POPULATION SERVED FLUORIDATED DRINKING WATER BY SOURCE SYSTEM,  
CONSECUTIVE SYSTEM, AND COUNTY WITHIN STATE (AS OF 12/31/85)

# ILLINOIS

| WATER SYSTEM and<br>CONSECUTIVE SYSTEMS SERVED           | EPA<br>ID<br>NO    | COUNTY          | CHEM<br>USED | STATUS      | FLUOR<br>START<br>DATE | POP<br>SERVED  | NATURAL SYSTEMS<br>NAT. OPT<br>LEVEL LEVEL |
|--|--------------------|-----------------|--------------|-------------|------------------------|----------------|--|
| WILDWOOD UTIL CO   | 2015400            | WINNEBAGO       | Acid         | ADJ         | /57                    | 700            | 1.0  |
| TOTAL POPULATION SERVED BY SOURCE WATER SYSTEM - - - - - |                    |                 |              |             |                        | 700            |  |
| WILLIAMSFIELD WS   | 0950650            | KNOX            |              | NATL        |                        | 585            | 3.1  |
| TOTAL POPULATION SERVED BY SOURCE WATER SYSTEM - - - - - |                    |                 |              |             |                        | 585            |  |
| WILLOW HILL WS   | 0790300            | JASPER          | NaF          | ADJ         | /68                    | 292            | 1.0  |
| TOTAL POPULATION SERVED BY SOURCE WATER SYSTEM - - - - - |                    |                 |              |             |                        | 292            |  |
| WILLOWBROOK UTIL CO                                      | 1977870            | WILL            | Acid         | ADJ         | /72                    | 602            | 1.0  |
| TOTAL POPULATION SERVED BY SOURCE WATER SYSTEM - - - - - |                    |                 |              |             |                        | 602            |  |
| WILLOWBROOK WS   | 0431100            | DU PAGE         |              | NATL        |                        | 1457           | 1.1  |
| TOTAL POPULATION SERVED BY SOURCE WATER SYSTEM - - - - - |                    |                 |              |             |                        | 1457           |  |
| WILMETTE WS<br>GLENVIEW                                  | 0313300<br>0311020 | COOK<br>COOK    | Acid         | ADJ<br>CONS | 12/58                  | 32500<br>45000 | 1.0  |
| TOTAL POPULATION SERVED BY SOURCE WATER SYSTEM - - - - - |                    |                 |              |             |                        | 77500          |  |
| WILMINGTON WS  | 1971100            | WILL            |              | NATL        |                        | 4424           | 1.5  |
| TOTAL POPULATION SERVED BY SOURCE WATER SYSTEM - - - - - |                    |                 |              |             |                        | 4424           |  |
| WINCHESTER WS  | 1710350            | SCOTT           | Acid         | ADJ         | /68                    | 1716           | 1.0  |
| TOTAL POPULATION SERVED BY SOURCE WATER SYSTEM - - - - - |                    |                 |              |             |                        | 1716           |  |
| WINDING CREEK ESTATES                                    | 1615850            | ROCK ISLAND     | Acid         | ADJ         | /80                    | 70             | 1.0  |
| TOTAL POPULATION SERVED BY SOURCE WATER SYSTEM - - - - - |                    |                 |              |             |                        | 70             |  |
| WINDSOR WS   | 1730550            | SHELBY / MERCER | NaF          | ADJ         | /70                    | 2091           | 1.0  |
| TOTAL POPULATION SERVED BY SOURCE WATER SYSTEM - - - - - |                    |                 |              |             |                        | 2091           |  |
| WINFIELD WS  | 0431150            | DU PAGE         | Acid         | ADJ         | 10/68                  | 4422           | 1.0  |
| TOTAL POPULATION SERVED BY SOURCE WATER SYSTEM - - - - - |                    |                 |              |             |                        | 4422           |  |
| WINNEBAGO WS   | 2010500            | WINNEBAGO       | Acid         | ADJ         | 10/69                  | 1644           | 1.0  |
| TOTAL POPULATION SERVED BY SOURCE WATER SYSTEM - - - - - |                    |                 |              |             |                        | 1644           |  |

POPULATION SERVED FLUORIDATED DRINKING WATER BY SOURCE SYSTEM,  
CONSECUTIVE SYSTEM, AND COUNTY WITHIN STATE (AS OF 12/31/85)

**ILLINOIS**

| WATER SYSTEM and<br>CONSECUTIVE SYSTEMS SERVED           | EPA<br>ID<br>NO | COUNTY      | CHEM<br>USED | STATUS | FLUOR<br>START<br>DATE | POP<br>SERVED | NATURAL SYSTEMS<br>NAT OPT<br>LEVEL LEVEL |
|--|-----------------|-------------|--------------|--------|------------------------|---------------|---|
| WINNETKA WS  | 0313330         | COOK        | NaSiF6       | ADJ    | 12/52                  | 18579         | 1.0                                       |
| TOTAL POPULATION SERVED BY SOURCE WATER SYSTEM - - - - - |                 |             |              |        |                        | 18579         |   |
| WINSLOW WS   | 1770550         | STEPHENSON  | Acid         | ADJ    | 04/69                  | 361           | 1.0                                       |
| TOTAL POPULATION SERVED BY SOURCE WATER SYSTEM - - - - - |                 |             |              |        |                        | 361           |   |
| WINIHRUP HARBOR WS                                       | 0971950         | LAKE        |              | NATL   |                        | 5438          | 1.3                                       |
| TOTAL POPULATION SERVED BY SOURCE WATER SYSTEM - - - - - |                 |             |              |        |                        | 5438          |   |
| WITT WS  | 1350850         | MONTGOMERY  | Acid         | ADJ    | 01/71                  | 1205          | 1.0                                       |
| IRVING   | 1350350         | MONTGOMERY  |              | CONS   |                        | 615           |   |
| TOTAL POPULATION SERVED BY SOURCE WATER SYSTEM - - - - - |                 |             |              |        |                        | 1820          |   |
| WOLF RIDGE WELL CORP                                     | 0735120         | HENRY       | Acid         | ADJ    | /73                    | 150           | 1.0                                       |
| TOTAL POPULATION SERVED BY SOURCE WATER SYSTEM - - - - - |                 |             |              |        |                        | 150           |   |
| WONDER LAKE WS   | 1115750         | MCHEMRY     | Acid         | ADJ    | 09/69                  | 865           | 1.0                                       |
| TOTAL POPULATION SERVED BY SOURCE WATER SYSTEM - - - - - |                 |             |              |        |                        | 865           |   |
| WOOD DALE WS   | 0431200         | DU PAGE     | Acid         | ADJ    | 03/68                  | 11251         | 1.0                                       |
| TOTAL POPULATION SERVED BY SOURCE WATER SYSTEM - - - - - |                 |             |              |        |                        | 11251         |   |
| WOOD PARK WATER CO                                       | 1615900         | ROCK ISLAND | Acid         | ADJ    | /73                    | 40            | 1.0                                       |
| TOTAL POPULATION SERVED BY SOURCE WATER SYSTEM - - - - - |                 |             |              |        |                        | 40            |   |
| WOOD RIVER WS  | 1191150         | MADISON     | Acid         | ADJ    | /70                    | 12449         | 1.0                                       |
| TOTAL POPULATION SERVED BY SOURCE WATER SYSTEM - - - - - |                 |             |              |        |                        | 12449         |   |
| WOODHAVEN LAKES SUBD                                     | 1035100         | LEE         | Acid         | ADJ    | /71                    | 4100          | 1.0                                       |
| TOTAL POPULATION SERVED BY SOURCE WATER SYSTEM - - - - - |                 |             |              |        |                        | 4100          |   |
| WOODHULL WS  | 0730750         | HENRY       |              | NATL   |                        | 901           | 2.1                                       |
| TOTAL POPULATION SERVED BY SOURCE WATER SYSTEM - - - - - |                 |             |              |        |                        | 901           |   |
| WOODLAND HEIGHTS SUBD                                    | 1435760         | PEORIA      | Acid         | ADJ    | /73                    | 245           | 1.0                                       |
| TOTAL POPULATION SERVED BY SOURCE WATER SYSTEM - - - - - |                 |             |              |        |                        | 245           |   |

POPULATION SERVED FLUORIDATED DRINKING WATER BY SOURCE SYSTEM,  
CONSECUTIVE SYSTEM, AND COUNTY WITHIN STATE (AS OF 12/31/85)

# ILLINOIS

| WATER SYSTEM and<br>CONSECUTIVE SYSTEMS SERVED           | EPA<br>ID<br>NO | COUNTY   | CHEM<br>USED | STATUS | FLUOR<br>START<br>DATE | POP<br>SERVED | NATURAL SYSTEMS<br>NAT<br>LEVEL | OPT<br>LEVEL |
|--|-----------------|----------|--------------|--------|------------------------|---------------|---------------------------------|--------------|
| WOODLAND WS  | 0751000         | IROQUOIS | Acid         | ADJ    | /70                    | 333           |                                 | 1.0          |
| TOTAL POPULATION SERVED BY SOURCE WATER SYSTEM - - - - - |                 |          |              |        |                        | 333           |                                 |              |
| WOODLAWN UTIL CORP                                       | 1415050         | OGLE     | Acid         | ADJ    | /61                    | 250           |                                 | 1.0          |
| TOTAL POPULATION SERVED BY SOURCE WATER SYSTEM - - - - - |                 |          |              |        |                        | 250           |                                 |              |
| WOODRIDGE WS   | 0431250         | DU PAGE  | Acid         | ADJ    | 06/68                  | 22322         |                                 | 1.0          |
| TOTAL POPULATION SERVED BY SOURCE WATER SYSTEM - - - - - |                 |          |              |        |                        | 22322         |                                 |              |
| WOODSTOCK WS   | 1110950         | MCHENRY  | Acid         | ADJ    | 09/66                  | 11725         |                                 | 1.0          |
| TOTAL POPULATION SERVED BY SOURCE WATER SYSTEM - - - - - |                 |          |              |        |                        | 11725         |                                 |              |
| WOODWAY COURT SUBD                                       | 1797250         | TAZEWELL | Acid         | ADJ    | /63                    | 45            |                                 | 1.0          |
| TOTAL POPULATION SERVED BY SOURCE WATER SYSTEM - - - - - |                 |          |              |        |                        | 45            |                                 |              |
| WORDEN WS  | 1191200         | MADISON  | Acid         | ADJ    | /70                    | 953           |                                 | 1.0          |
| TOTAL POPULATION SERVED BY SOURCE WATER SYSTEM - - - - - |                 |          |              |        |                        | 953           |                                 |              |
| WYANET WS  | 0111150         | BUREAU   | Acid         | ADJ    | /68                    | 1069          |                                 | 1.0          |
| TOTAL POPULATION SERVED BY SOURCE WATER SYSTEM - - - - - |                 |          |              |        |                        | 1069          |                                 |              |
| WYOMING WS   | 1750200         | STARK    |              | NATL   |                        | 1614          | 1.8                             |              |
| TOTAL POPULATION SERVED BY SOURCE WATER SYSTEM - - - - - |                 |          |              |        |                        | 1614          |                                 |              |
| YATES CITY WS  | 0950700         | KNOX     |              | NATL   |                        | 860           | 2.9                             |              |
| TOTAL POPULATION SERVED BY SOURCE WATER SYSTEM - - - - - |                 |          |              |        |                        | 860           |                                 |              |
| YORK CENTER COOP   | 0437550         | DU PAGE  | Acid         | ADJ    | 03/54                  | 300           |                                 | 1.0          |
| TOTAL POPULATION SERVED BY SOURCE WATER SYSTEM - - - - - |                 |          |              |        |                        | 300           |                                 |              |
| YORKVILLE WS   | 0930250         | KENDALL  |              | NATL   |                        | 3422          | 0.8                             |              |
| TOTAL POPULATION SERVED BY SOURCE WATER SYSTEM - - - - - |                 |          |              |        |                        | 3422          |                                 |              |
| ZION-BENTON WS   | 0972000         | LAKE     | Acid         | ADJ    | /55                    | 17861         |                                 | 1.0          |
| TOTAL POPULATION SERVED BY SOURCE WATER SYSTEM - - - - - |                 |          |              |        |                        | 17861         |                                 |              |



POPULATION SERVED FLUORIDATED DRINKING WATER BY SOURCE SYSTEM,  
CONSECUTIVE SYSTEM, AND COUNTY WITHIN STATE (AS OF 12/31/85)

# INDIANA

| WATER SYSTEM and<br>CONSECUTIVE SYSTEMS SERVED           | EPA<br>ID<br>NO    | COUNTY               | CHEM<br>USED | STATUS      | FLUOR<br>START<br>DATE | POP<br>SERVED | NATURAL SYSTEMS |              |
|--|--------------------|----------------------|--------------|-------------|------------------------|---------------|-----------------|--------------|
|  |                    |                      |              |             |                        |               | NAT<br>LEVEL    | OPT<br>LEVEL |
| ABOITE TWP   | 5202014            | ALLEN                |              |             | NATL                   | 5670          | 0.9             |              |
| TOTAL POPULATION SERVED BY SOURCE WATER SYSTEM - - - - - |                    |                      |              |             |                        | 5670          |                 |              |
| ADVANCE  | 5206001            | BOONE                |              |             | NATL                   | 530           | 1.2             |              |
| TOTAL POPULATION SERVED BY SOURCE WATER SYSTEM - - - - - |                    |                      |              |             |                        | 530           |                 |              |
| ALBION   | 5257001            | NOBLE                |              |             | NATL                   | 1700          | 0.9             |              |
| TOTAL POPULATION SERVED BY SOURCE WATER SYSTEM - - - - - |                    |                      |              |             |                        | 1700          |                 |              |
| ALEXANDRIA   | 5248001            | MADISON              | Acid         | ADJ         | /68                    | 6200          |                 | 1.0          |
| TOTAL POPULATION SERVED BY SOURCE WATER SYSTEM - - - - - |                    |                      |              |             |                        | 6200          |                 |              |
| ANDERSON   | 5248002            | MADISON              | Acid         | ADJ         | /63                    | 64695         |                 | 1.0          |
| TOTAL POPULATION SERVED BY SOURCE WATER SYSTEM - - - - - |                    |                      |              |             |                        | 64695         |                 |              |
| ANDREWS  | 5235001            | HUNTINGTON           | NaF          | ADJ         | /84                    | 1300          |                 | 1.0          |
| TOTAL POPULATION SERVED BY SOURCE WATER SYSTEM - - - - - |                    |                      |              |             |                        | 1300          |                 |              |
| ANGOLA   | 5276001            | STIEUBEN             | NaF          | ADJ         | /72                    | 5300          |                 | 1.0          |
| TOTAL POPULATION SERVED BY SOURCE WATER SYSTEM - - - - - |                    |                      |              |             |                        | 5300          |                 |              |
| ARGOS  | 5250001            | MARSHALL             | NaF          | ADJ         | /75                    | 1525          |                 | 1.0          |
| TOTAL POPULATION SERVED BY SOURCE WATER SYSTEM - - - - - |                    |                      |              |             |                        | 1525          |                 |              |
| ARLINGTON HEIGHTS  | 5235002            | ALLEN                |              |             | NATL                   | 200           | 0.7             |              |
| TOTAL POPULATION SERVED BY SOURCE WATER SYSTEM - - - - - |                    |                      |              |             |                        | 200           |                 |              |
| Ashley<br>HUDSON   | 5276002<br>5276022 | DEKALB /<br>STIEUBEN | NaF          | ADJ<br>CONS | /82                    | 833<br>450    |                 | 1.0          |
| TOTAL POPULATION SERVED BY SOURCE WATER SYSTEM - - - - - |                    |                      |              |             |                        | 1283          |                 |              |
| ATWOOD ELEMENTARY  |                    | KOSCIUSKO            | NaSiF6       | ADJ         | /85                    | 128           |                 | 4.5          |
| TOTAL POPULATION SERVED BY SOURCE WATER SYSTEM - - - - - |                    |                      |              |             |                        | 128           |                 |              |
| AUBURN   | 5217001            | DE KALB              |              |             | NATL                   | 8700          | 1.0             |              |
| TOTAL POPULATION SERVED BY SOURCE WATER SYSTEM - - - - - |                    |                      |              |             |                        | 8700          |                 |              |

POPULATION SERVED FLUORIDATED DRINKING WATER BY SOURCE SYSTEM,  
CONSECUTIVE SYSTEM, AND COUNTY WITHIN STATE (AS OF 12/31/85)

# INDIANA

| WATER SYSTEM and<br>CONSECUTIVE SYSTEMS SERVED           | EPA<br>ID<br>NO | COUNTY     | CHEM<br>USED | STATUS | FLUOR<br>START<br>DATE | POP<br>SERVED | NATURAL SYSTEMS<br>NAT<br>LEVEL | OPT<br>LEVEL |
|--|-----------------|------------|--------------|--------|------------------------|---------------|---------------------------------|--------------|
| AURORA   | 5215001         | DEARBORN   | Acid         | ADJ    | /67                    | 5600          |                                 | 1.0          |
| DILLSBORO  | 5215002         | DEARBORN   |              | CONS   |                        | 1280          |                                 |              |
| ELROD  | 5269002         | RIPLEY     |              | CONS   |                        | 910           |                                 |              |
| HOGAN WTR CO (PART)                                      | 5215005         | DEARBORN   |              | CONS   |                        | 300           |                                 |              |
| TOTAL POPULATION SERVED BY SOURCE WATER SYSTEM - - - - - |                 |            |              |        |                        | 8090          |                                 |              |
| AVILLA   | 5257002         | NOBLE      |              | NATL   |                        | 1257          | 1.0                             |              |
| TOTAL POPULATION SERVED BY SOURCE WATER SYSTEM - - - - - |                 |            |              |        |                        | 1257          |                                 |              |
| BAER FIELD MUNICIPAL AIRPORT                             |                 | ALLEN      |              | NATL   |                        | 3000          | 0.8                             |              |
| TOTAL POPULATION SERVED BY SOURCE WATER SYSTEM - - - - - |                 |            |              |        |                        | 3000          |                                 |              |
| BAINBRIDGE   | 5267001         | PUTNAM     | NaF          | ADJ    | /82                    | 644           |                                 | 1.0          |
| TOTAL POPULATION SERVED BY SOURCE WATER SYSTEM - - - - - |                 |            |              |        |                        | 644           |                                 |              |
| BARGERSVILLE   | 5241001         | JOHNSON    | NaF          | ADJ    | /81                    | 7500          |                                 | 1.0          |
| TOTAL POPULATION SERVED BY SOURCE WATER SYSTEM - - - - - |                 |            |              |        |                        | 7500          |                                 |              |
| BATESVILLE   | 5269001         | RIPLEY     | Acid         | ADJ    | /52                    | 4800          |                                 | 1.0          |
| OLDENBURG  | 5224006         | FRANKLIN   |              | CONS   |                        | 758           |                                 |              |
| TOTAL POPULATION SERVED BY SOURCE WATER SYSTEM - - - - - |                 |            |              |        |                        | 5558          |                                 |              |
| BATTLE GROUND  | 5279002         | TIPPECANOE | NaF          | ADJ    | /79                    | 1722          |                                 | 1.0          |
| TOTAL POPULATION SERVED BY SOURCE WATER SYSTEM - - - - - |                 |            |              |        |                        | 1722          |                                 |              |
| BEAN BLOSSOM-PATRICKSBURG RURA                           | 5260001         | OWEN       | NaF          | ADJ    | /81                    | 4550          |                                 | 1.0          |
| TOTAL POPULATION SERVED BY SOURCE WATER SYSTEM - - - - - |                 |            |              |        |                        | 4550          |                                 |              |
| BEDFORD  | 5247001         | LAWRENCE   | NaSiF6       | ADJ    | /52                    | 14000         |                                 | 1.0          |
| EAST LAWRENCE RW   | 5247002         | LAWRENCE   |              | CONS   |                        | 3960          |                                 |              |
| OOLITIC  | 5247005         | LAWRENCE   |              | CONS   |                        | 1588          |                                 |              |
| TOTAL POPULATION SERVED BY SOURCE WATER SYSTEM - - - - - |                 |            |              |        |                        | 19548         |                                 |              |
| BERNE  | 5201001         | ADAMS      |              | NATL   |                        | 3500          | 1.3                             |              |
| TOTAL POPULATION SERVED BY SOURCE WATER SYSTEM - - - - - |                 |            |              |        |                        | 3500          |                                 |              |
| BICKNELL   | 5242001         | KNOX       | NaF          | ADJ    | /81                    | 4710          |                                 | 1.0          |
| TOTAL POPULATION SERVED BY SOURCE WATER SYSTEM - - - - - |                 |            |              |        |                        | 4710          |                                 |              |

POPULATION SERVED FLUORIDATED DRINKING WATER BY SOURCE SYSTEM,  
CONSECUTIVE SYSTEM, AND COUNTY WITHIN STATE (AS OF 12/31/85)

INDIANA

| WATER SYSTEM and<br>CONSECUTIVE SYSTEMS SERVED | EPA<br>ID<br>NO | COUNTY   | CHEM<br>USED | STATUS | FLUOR<br>START<br>DATE | POP<br>SERVED | NATURAL SYSTEMS<br>NAT OPT<br>LEVEL LEVEL |
|--|-----------------|----------|--------------|--------|------------------------|---------------|---|
| BLOOMFIELD                                     | 5228003         | GREENE   | NaF          | ADJ    | /52                    | 6534          | 1.0                                       |
| TOTAL POPULATION SERVED BY SOURCE WATER SYSTEM |                 |          |              |        |                        | 6534          |   |
| BLOOMINGTON                                    | 5253002         | MONROE   | Acid         | ADJ    | /70                    | 50000         | 1.0                                       |
| B&B WTR PROJECT INC                            | 5253001         | MONROE   |              | CONS   |                        | 3202          |   |
| EASTERN MONROE W CORP                          | 5253003         | MONROE   |              | CONS   |                        | 1470          |   |
| ELLETTSVILLE                                   | 5253004         | MONROE   |              | CONS   |                        | 3700          |   |
| NASHVILLE (PART)                               | 5207002         | MONROE   |              | CONS   |                        | 1200          |   |
| RHORER-SCHACHT-HARRELL RD WC                   |                 | MONROE   |              | CONS   |                        | 160           |   |
| SOUTHERN MONROE WC                             | 5253007         | MONROE   |              | CONS   |                        | 3500          |   |
| VAN BUREN WTR CORP                             | 5253008         | MONROE   |              | CONS   |                        | 3458          |   |
| TOTAL POPULATION SERVED BY SOURCE WATER SYSTEM |                 |          |              |        |                        | 66690         |   |
| BLUE RIVER ELEM.                               |                 | HENRY    |              | ADJ    | /77                    | 504           | 4.5                                       |
| TOTAL POPULATION SERVED BY SOURCE WATER SYSTEM |                 |          |              |        |                        | 504           |   |
| BLUFFTON                                       | 5290001         | WELLS    |              | NATL   |                        | 10000         | 0.7                                       |
| TOTAL POPULATION SERVED BY SOURCE WATER SYSTEM |                 |          |              |        |                        | 10000         |   |
| BOONE GROVE SCHOOL                             |                 | PORTER   |              | ADJ    | /78                    | 884           | 4.5                                       |
| TOTAL POPULATION SERVED BY SOURCE WATER SYSTEM |                 |          |              |        |                        | 884           |   |
| BOONVILLE                                      | 5287001         | WARRICK  | NaF          | ADJ    | /67                    | 6248          | 1.0                                       |
| GENIRYVILLE                                    | 5274004         | WARRICK  |              | CONS   |                        | 1026          |   |
| TENNYSON                                       | 5287007         | WARRICK  |              | CONS   |                        | 2646          |   |
| TOTAL POPULATION SERVED BY SOURCE WATER SYSTEM |                 |          |              |        |                        | 9920          |   |
| BORDEN TRI-COUNTY                              | 5210002         | CLARK    | NaF          | ADJ    | /79                    | 4900          | 1.0                                       |
| TOTAL POPULATION SERVED BY SOURCE WATER SYSTEM |                 |          |              |        |                        | 4900          |   |
| BRAZIL   | 5211001         | CLAY     | NaF          | ADJ    | /56                    | 11000         | 1.0                                       |
| CARBON   | 5211002         | CLAY     |              | CONS   |                        | 945           |   |
| CENTER POINT                                   | 5211003         | CLAY     |              | CONS   |                        | 468           |   |
| KNIGHTSVILLE                                   | 5211006         | CLAY     |              | CONS   |                        | 1288          |   |
| TOTAL POPULATION SERVED BY SOURCE WATER SYSTEM |                 |          |              |        |                        | 13701         |   |
| BREMEN   | 5250003         | MARSHALL | NaF          | ADJ    | /75                    | 3500          | 1.0                                       |
| TOTAL POPULATION SERVED BY SOURCE WATER SYSTEM |                 |          |              |        |                        | 3500          |   |

POPULATION SERVED FLUORIDATED DRINKING WATER BY SOURCE SYSTEM,  
CONSECUTIVE SYSTEM, AND COUNTY WITHIN STATE (AS OF 12/31/85)

# INDIANA

| WATER SYSTEM and<br>CONSECUTIVE SYSTEMS SERVED           | EPA<br>ID<br>NO    | COUNTY          | CHEM<br>USED | STATUS      | FLUOR<br>START<br>DATE | POP<br>SERVED | NATURAL<br>NAT<br>LEVEL | SYSTEMS<br>OPT<br>LEVEL |
|--|--------------------|-----------------|--------------|-------------|------------------------|---------------|-------------------------|-------------------------|
| BRIGHTON ELEM  |                    | LAGRANCE        |              | ADJ         | /79                    | 140           |                         | 4.5                     |
| TOTAL POPULATION SERVED BY SOURCE WATER SYSTEM - - - - - |                    |                 |              |             |                        | 140           |                         |                         |
| BRISTOL  | 5220001            | ELKHART         | NaF          | ADJ         | /83                    | 1650          |                         | 1.0                     |
| TOTAL POPULATION SERVED BY SOURCE WATER SYSTEM - - - - - |                    |                 |              |             |                        | 1650          |                         |                         |
| BROOK  | 5256002            | NEWTON          | NaF          | ADJ         | /82                    | 914           |                         | 1.0                     |
| TOTAL POPULATION SERVED BY SOURCE WATER SYSTEM - - - - - |                    |                 |              |             |                        | 914           |                         |                         |
| BROOKLYN   | 5255002            | MORGAN          | NaF          | ADJ         | /81                    | 911           |                         | 1.0                     |
| TOTAL POPULATION SERVED BY SOURCE WATER SYSTEM - - - - - |                    |                 |              |             |                        | 911           |                         |                         |
| BROOKSTON  | 5291002            | WHITE           | NaF          | ADJ         | /67                    | 1600          |                         | 1.0                     |
| TOTAL POPULATION SERVED BY SOURCE WATER SYSTEM - - - - - |                    |                 |              |             |                        | 1600          |                         |                         |
| BROOKVILLE   | 5224001            | FRANKLIN        | NaF          | ADJ         | /68                    | 2900          |                         | 1.0                     |
| TOTAL POPULATION SERVED BY SOURCE WATER SYSTEM - - - - - |                    |                 |              |             |                        | 2900          |                         |                         |
| BROWN CO<br>NASHVILLE (PART)                             | 5207001<br>5207002 | BROWN<br>MONROE | Acid         | ADJ<br>CONS | /84                    | 4860<br>1200  |                         | 1.0                     |
| TOTAL POPULATION SERVED BY SOURCE WATER SYSTEM - - - - - |                    |                 |              |             |                        | 6060          |                         |                         |
| BROWNSBURG   | 5232002            | HENDRICKS       |              | NATL        |                        | 6000          | 0.8                     |                         |
| TOTAL POPULATION SERVED BY SOURCE WATER SYSTEM - - - - - |                    |                 |              |             |                        | 6000          |                         |                         |
| BRUCEVILLE   | 5242003            | KNOX            | NaF          | ADJ         | /80                    | 750           |                         | 1.0                     |
| TOTAL POPULATION SERVED BY SOURCE WATER SYSTEM - - - - - |                    |                 |              |             |                        | 750           |                         |                         |
| BRUMMITT ELEM  |                    | PORTER          | NaF          | ADJ         | /79                    | 450           |                         | 4.5                     |
| TOTAL POPULATION SERVED BY SOURCE WATER SYSTEM - - - - - |                    |                 |              |             |                        | 450           |                         |                         |
| BUNKER HILL  | 5252003            | MIAMI           |              | NATL        |                        | 960           | 1.0                     |                         |
| TOTAL POPULATION SERVED BY SOURCE WATER SYSTEM - - - - - |                    |                 |              |             |                        | 960           |                         |                         |
| BUTLER   | 5217003            | DE KALB         |              | NATL        |                        | 2503          | 0.8                     |                         |
| TOTAL POPULATION SERVED BY SOURCE WATER SYSTEM - - - - - |                    |                 |              |             |                        | 2503          |                         |                         |

POPULATION SERVED FLUORIDATED DRINKING WATER BY SOURCE SYSTEM,  
CONSECUTIVE SYSTEM, AND COUNTY WITHIN STATE (AS OF 12/31/85)

# INDIANA

| WATER SYSTEM and<br>CONSECUTIVE SYSTEMS SERVED           | EPA<br>ID<br>NO | COUNTY     | CHEM<br>USED | STATUS | FLUOR<br>START<br>DATE | POP<br>SERVED | NATURAL SYSTEMS<br>NAT<br>LEVEL | OPT<br>LEVEL |
|--|-----------------|------------|--------------|--------|------------------------|---------------|---------------------------------|--------------|
| CAMBRIDGE CITY   | 5289002         | WAYNE      | NaF          | ADJ    | /68                    | 2500          |                                 | 1.0          |
| TOTAL POPULATION SERVED BY SOURCE WATER SYSTEM - - - - - |                 |            |              |        |                        | 2500          |                                 |              |
| CAMDEN   | 5208001         | CARROLL    | NaF          | ADJ    | /81                    | 600           |                                 | 1.0          |
| TOTAL POPULATION SERVED BY SOURCE WATER SYSTEM - - - - - |                 |            |              |        |                        | 600           |                                 |              |
| CAMPBELLSBURG  | 5288001         | WASHINGTON | NaF          | ADJ    | /84                    | 700           |                                 | 1.0          |
| TOTAL POPULATION SERVED BY SOURCE WATER SYSTEM - - - - - |                 |            |              |        |                        | 700           |                                 |              |
| CARMEL   | 5229004         | HAMILTON   | NaF          | ADJ    | /56                    | 20000         |                                 | 1.0          |
| TOTAL POPULATION SERVED BY SOURCE WATER SYSTEM - - - - - |                 |            |              |        |                        | 20000         |                                 |              |
| CARROLL ELEMENTARY                                       |                 | CARROLL    | NaF          | ADJ    |                        | 713           |                                 | 4.5          |
| TOTAL POPULATION SERVED BY SOURCE WATER SYSTEM - - - - - |                 |            |              |        |                        | 713           |                                 |              |
| CARTHAGE   | 5270001         | RUSH       | NaF          | ADJ    | /80                    | 802           |                                 | 1.0          |
| TOTAL POPULATION SERVED BY SOURCE WATER SYSTEM - - - - - |                 |            |              |        |                        | 802           |                                 |              |
| CENTERVILLE  | 5289003         | WAYNE      | NaF          | ADJ    | /81                    | 2350          |                                 | 1.0          |
| TOTAL POPULATION SERVED BY SOURCE WATER SYSTEM - - - - - |                 |            |              |        |                        | 2350          |                                 |              |
| CHALMERS   | 5291003         | WHITE      | NaF          | ADJ    | /84                    | 550           |                                 | 1.0          |
| TOTAL POPULATION SERVED BY SOURCE WATER SYSTEM - - - - - |                 |            |              |        |                        | 550           |                                 |              |
| CHANDLER   | 5287002         | WARRICK    | Acid         | ADJ    | /80                    | 7710          |                                 | 1.0          |
| TOTAL POPULATION SERVED BY SOURCE WATER SYSTEM - - - - - |                 |            |              |        |                        | 7710          |                                 |              |
| CHARLESTOWN  | 5210003         | CLARK      | NaF          | ADJ    | /66                    | 6600          |                                 | 1.0          |
| MARYSVILLE-OTISCO-NABB WIR CO                            | 5210006         | CLARK      |              | CONS   |                        | 3310          |                                 |              |
| TOTAL POPULATION SERVED BY SOURCE WATER SYSTEM - - - - - |                 |            |              |        |                        | 9910          |                                 |              |
| CHESTERFIELD   | 5248004         | MADISON    | NaF          | ADJ    | /79                    | 2698          |                                 | 1.0          |
| TOTAL POPULATION SERVED BY SOURCE WATER SYSTEM - - - - - |                 |            |              |        |                        | 2698          |                                 |              |
| CHESTERTON   | 5264004         | PORTER     | Acid         | ADJ    | /72                    | 12000         |                                 | 1.0          |
| TOTAL POPULATION SERVED BY SOURCE WATER SYSTEM - - - - - |                 |            |              |        |                        | 12000         |                                 |              |

POPULATION SERVED FLUORIDATED DRINKING WATER BY SOURCE SYSTEM,  
CONSECUTIVE SYSTEM, AND COUNTY WITHIN STATE (AS OF 12/31/85)

# INDIANA

| WATER SYSTEM and<br>CONSECUTIVE SYSTEMS SERVED           | EPA<br>ID<br>NO | COUNTY      | CHEM<br>USED | STATUS | FLUOR<br>START<br>DATE | POP<br>SERVED | NATURAL SYSTEMS<br>NAT<br>LEVEL | OPT<br>LEVEL |
|--|-----------------|-------------|--------------|--------|------------------------|---------------|---------------------------------|--------------|
| CHRISNEY   | 5274001         | SPENCER     | NaF          | ADJ    | /80                    | 531           |                                 | 1.0          |
| TOTAL POPULATION SERVED BY SOURCE WATER SYSTEM - - - - - |                 |             |              |        |                        | 531           |                                 |              |
| CHURUBUSCO   | 5292003         | WHITLEY     |              | NATL   |                        | 1600          |                                 | 1.0          |
| TOTAL POPULATION SERVED BY SOURCE WATER SYSTEM - - - - - |                 |             |              |        |                        | 1600          |                                 |              |
| CICERO   | 5229005         | HAMILTON    | NaF          | ADJ    | /81                    | 2500          |                                 | 1.0          |
| TOTAL POPULATION SERVED BY SOURCE WATER SYSTEM - - - - - |                 |             |              |        |                        | 2500          |                                 |              |
| CLARKS HILL  | 5279006         | TIPPECANOE  | NaF          | ADJ    | /84                    | 640           |                                 | 1.0          |
| TOTAL POPULATION SERVED BY SOURCE WATER SYSTEM - - - - - |                 |             |              |        |                        | 640           |                                 |              |
| CLEARWATER UTILITIES                                     |                 | ALLEN       |              | NATL   |                        | 4986          |                                 | 0.0          |
| TOTAL POPULATION SERVED BY SOURCE WATER SYSTEM - - - - - |                 |             |              |        |                        | 4986          |                                 |              |
| CLINTON  | 5283004         | VERMILLION  | NaF          | ADJ    | /83                    | 5348          |                                 | 1.0          |
| CLINTON TWP  | 5283003         | VERMILLION  |              | CONS   |                        | 1900          |                                 |              |
| ST BERNICE WTR CORP                                      | 5283010         | VERMILLION  |              | CONS   |                        | 848           |                                 |              |
| TOTAL POPULATION SERVED BY SOURCE WATER SYSTEM - - - - - |                 |             |              |        |                        | 8096          |                                 |              |
| CLOVERDALE   | 5267003         | PUTNAM      | Acid         | ADJ    | /84                    | 1260          |                                 | 1.0          |
| TOTAL POPULATION SERVED BY SOURCE WATER SYSTEM - - - - - |                 |             |              |        |                        | 1260          |                                 |              |
| COLFAX   | 5212001         | CLINTON     | NaF          | ADJ    | /79                    | 832           |                                 | 1.0          |
| TOTAL POPULATION SERVED BY SOURCE WATER SYSTEM - - - - - |                 |             |              |        |                        | 832           |                                 |              |
| COLLEGE CORNER ELEM                                      |                 | MADISON     | NaF          | ADJ    | /77                    | 397           |                                 | 4.5          |
| TOTAL POPULATION SERVED BY SOURCE WATER SYSTEM - - - - - |                 |             |              |        |                        | 397           |                                 |              |
| COLUMBIA CITY  | 5292004         | WHITLEY     |              | NATL   |                        | 5049          |                                 | 1.0          |
| TOTAL POPULATION SERVED BY SOURCE WATER SYSTEM - - - - - |                 |             |              |        |                        | 5049          |                                 |              |
| COLUMBUS   | 5203002         | BARTHOLOMEW | NaSiF6       | ADJ    | /52                    | 33000         |                                 | 1.0          |
| SOUTH WESTERN BARTHOLOMEW                                | 5203008         | BARTHOLOMEW |              | CONS   |                        | 4035          |                                 |              |
| TOTAL POPULATION SERVED BY SOURCE WATER SYSTEM - - - - - |                 |             |              |        |                        | 37035         |                                 |              |

POPULATION SERVED FLUORIDATED DRINKING WATER BY SOURCE SYSTEM,  
CONSECUTIVE SYSTEM, AND COUNTY WITHIN STATE (AS OF 12/31/85)

INDIANA

| WATER SYSTEM and<br>CONSECUTIVE SYSTEMS SERVED           | EPA<br>ID<br>NO | COUNTY     | CHEM<br>USED | STATUS | FLUOR<br>START<br>DATE | POP<br>SERVED | NATURAL SYSTEMS<br>NAT<br>LEVEL | OPT<br>LEVEL |
|--|-----------------|------------|--------------|--------|------------------------|---------------|---------------------------------|--------------|
| CONCORD EAST ELEM  |                 | ELKHART    | NaF          | ADJ    | /78                    | 493           |                                 | 4.5          |
| TOTAL POPULATION SERVED BY SOURCE WATER SYSTEM - - - - - |                 |            |              |        |                        | 493           |                                 |              |
| CORYDON  | 5231001         | HARRISON   | NaF          | ADJ    | /66                    | 4500          |                                 | 1.0          |
| EAST HARRISON WC   | 5231002         | HARRISON   |              | CONS   |                        | 900           |                                 |              |
| TOTAL POPULATION SERVED BY SOURCE WATER SYSTEM - - - - - |                 |            |              |        |                        | 5400          |                                 |              |
| COVINGTON  | 5223002         | FOUNTAIN   | NaF          | ADJ    | /81                    | 2800          |                                 | 1.0          |
| TOTAL POPULATION SERVED BY SOURCE WATER SYSTEM - - - - - |                 |            |              |        |                        | 2800          |                                 |              |
| COWAN ELEM   |                 | DELAWARE   | NaF          | ADJ    | /77                    | 341           |                                 | 4.5          |
| TOTAL POPULATION SERVED BY SOURCE WATER SYSTEM - - - - - |                 |            |              |        |                        | 341           |                                 |              |
| CRANE NAVAL CENTER                                       | 5251003         | MARTIN     | NaF          | ADJ    | /84                    | 5300          |                                 | 1.0          |
| BURNS CITY   | 5251001         | MARTIN     |              | CONS   |                        | 150           |                                 |              |
| CRANE  | 5251002         | MARTIN     |              | CONS   |                        | 340           |                                 |              |
| TOTAL POPULATION SERVED BY SOURCE WATER SYSTEM - - - - - |                 |            |              |        |                        | 5790          |                                 |              |
| CRAWFORDSVILLE-IN CITIES W CO                            | 5254005         | MONTGOMERY | Acid         | ADJ    | /64                    | 14200         |                                 | 1.0          |
| TOTAL POPULATION SERVED BY SOURCE WATER SYSTEM - - - - - |                 |            |              |        |                        | 14200         |                                 |              |
| CRITCHFIELD, FW ELEM                                     |                 | LA PORTE   | NaF          | ADJ    | /78                    | 548           |                                 | 4.5          |
| TOTAL POPULATION SERVED BY SOURCE WATER SYSTEM - - - - - |                 |            |              |        |                        | 548           |                                 |              |
| CROTHERSVILLE  | 5236001         | JACKSON    | NaF          | ADJ    | /81                    | 1745          |                                 | 1.0          |
| TOTAL POPULATION SERVED BY SOURCE WATER SYSTEM - - - - - |                 |            |              |        |                        | 1745          |                                 |              |
| CROWN POINT  | 5245008         | LAKE       | Acid         | ADJ    | /73                    | 16400         |                                 | 1.0          |
| TOTAL POPULATION SERVED BY SOURCE WATER SYSTEM - - - - - |                 |            |              |        |                        | 16400         |                                 |              |
| CULVER   | 5250005         | MARSHALL   | Acid         | ADJ    | /53                    | 1780          |                                 | 1.0          |
| TOTAL POPULATION SERVED BY SOURCE WATER SYSTEM - - - - - |                 |            |              |        |                        | 1780          |                                 |              |
| CUMBERLAND   |                 | MARION     |              | NATL   |                        | 2234          |                                 | 0.0          |
| TOTAL POPULATION SERVED BY SOURCE WATER SYSTEM - - - - - |                 |            |              |        |                        | 2234          |                                 |              |

POPULATION SERVED FLUORIDATED DRINKING WATER BY SOURCE SYSTEM,  
CONSECUTIVE SYSTEM, AND COUNTY WITHIN STATE (AS OF 12/31/85)

# INDIANA

| WATER SYSTEM and<br>CONSECUTIVE SYSTEMS SERVED           | EPA<br>ID<br>NO | COUNTY     | CHEM<br>USED | STATUS | FLUOR<br>START<br>DATE | POP<br>SERVED | NATURAL SYSTEMS<br>NAT<br>LEVEL | OPT<br>LEVEL |
|--|-----------------|------------|--------------|--------|------------------------|---------------|---------------------------------|--------------|
| DALEVILLE ELEM   |                 | DELAWARE   | NaF          | ADJ    | /77                    | 349           |                                 | 4.5          |
| TOTAL POPULATION SERVED BY SOURCE WATER SYSTEM - - - - - |                 |            |              |        |                        | 349           |                                 |              |
| DANVILLE   | 5232004         | HENDRICKS  |              | NATL   |                        | 4220          | 2.0                             |              |
| TOTAL POPULATION SERVED BY SOURCE WATER SYSTEM - - - - - |                 |            |              |        |                        | 4220          |                                 |              |
| DARLINGTON   | 5254003         | MONTGOMERY | NaF          | ADJ    | /83                    | 875           |                                 | 1.0          |
| TOTAL POPULATION SERVED BY SOURCE WATER SYSTEM - - - - - |                 |            |              |        |                        | 875           |                                 |              |
| DAYTON ELEM  |                 | TIPPECANOE | NaF          | ADJ    | /74                    | 322           |                                 | 4.5          |
| TOTAL POPULATION SERVED BY SOURCE WATER SYSTEM - - - - - |                 |            |              |        |                        | 322           |                                 |              |
| DECATUR  | 5201002         | ADAMS      |              | NATL   |                        | 9000          | 1.6                             |              |
| TOTAL POPULATION SERVED BY SOURCE WATER SYSTEM - - - - - |                 |            |              |        |                        | 9000          |                                 |              |
| DELPHI   | 5208002         | CARROLL    | NaF          | ADJ    | /65                    | 3000          |                                 | 1.0          |
| TOTAL POPULATION SERVED BY SOURCE WATER SYSTEM - - - - - |                 |            |              |        |                        | 3000          |                                 |              |
| DEMOTTE ELEM   |                 | JASPER     | NaF          | ADJ    | /80                    | 711           |                                 | 4.5          |
| TOTAL POPULATION SERVED BY SOURCE WATER SYSTEM - - - - - |                 |            |              |        |                        | 711           |                                 |              |
| DOOR VILLAGE ELEM  |                 | LA PORTE   | NaF          | ADJ    | /78                    | 190           |                                 | 4.5          |
| TOTAL POPULATION SERVED BY SOURCE WATER SYSTEM - - - - - |                 |            |              |        |                        | 190           |                                 |              |
| DUBLIN   | 5289005         | WAYNE      | NaF          | ADJ    | /80                    | 1300          |                                 | 1.0          |
| TOTAL POPULATION SERVED BY SOURCE WATER SYSTEM - - - - - |                 |            |              |        |                        | 1300          |                                 |              |
| DUNE ACRES   | 5245010         | PORTER     | NaF          | ADJ    | /67                    | 280           |                                 | 1.0          |
| TOTAL POPULATION SERVED BY SOURCE WATER SYSTEM - - - - - |                 |            |              |        |                        | 280           |                                 |              |
| DUNKIRK  | 5238001         | JAY        |              | NATL   |                        | 3500          | 1.0                             |              |
| TOTAL POPULATION SERVED BY SOURCE WATER SYSTEM - - - - - |                 |            |              |        |                        | 3500          |                                 |              |
| DURBIN ELEM  |                 | HAMILTON   | NaF          | ADJ    | /80                    | 225           |                                 | 4.5          |
| TOTAL POPULATION SERVED BY SOURCE WATER SYSTEM - - - - - |                 |            |              |        |                        | 225           |                                 |              |



POPULATION SERVED FLUORIDATED DRINKING WATER BY SOURCE SYSTEM,  
CONSECUTIVE SYSTEM, AND COUNTY WITHIN STATE (AS OF 12/31/85)

## INDIANA

| WATER SYSTEM and<br>CONSECUTIVE SYSTEMS SERVED           | EPA<br>ID<br>NO | COUNTY         | CHEM<br>USED | STATUS | FLUOR<br>START<br>DATE | POP<br>SERVED | NATURAL SYSTEMS<br>NAT<br>LEVEL | OPT<br>LEVEL |
|--|-----------------|----------------|--------------|--------|------------------------|---------------|---------------------------------|--------------|
| DYER   | 5245011         | LAKE           | Acid         | ADJ    | /73                    | 9555          |                                 | 1.0          |
| TOTAL POPULATION SERVED BY SOURCE WATER SYSTEM - - - - - |                 |                |              |        |                        | 9555          |                                 |              |
| EAST CHICAGO   | 5245012         | LAKE           | NaF          | ADJ    | /66                    | 46000         |                                 | 1.0          |
| TOTAL POPULATION SERVED BY SOURCE WATER SYSTEM - - - - - |                 |                |              |        |                        | 46000         |                                 |              |
| EAST ELEM  |                 | MADISON        | NaF          | ADJ    |                        | 777           |                                 | 4.5          |
| TOTAL POPULATION SERVED BY SOURCE WATER SYSTEM - - - - - |                 |                |              |        |                        | 777           |                                 |              |
| EAST LAWN SCHOOL   |                 | WHITE          | NaF          | ADJ    |                        | 220           |                                 | 4.5          |
| TOTAL POPULATION SERVED BY SOURCE WATER SYSTEM - - - - - |                 |                |              |        |                        | 220           |                                 |              |
| EASTERN BARTHOLOMEW CO                                   | 5203004         | BARTHOLOMEW    | NaF          | ADJ    | /81                    | 3510          |                                 | 1.0          |
| TOTAL POPULATION SERVED BY SOURCE WATER SYSTEM - - - - - |                 |                |              |        |                        | 3510          |                                 |              |
| EASTERN HEIGHTS WIR CO                                   | 5228002         | GREENE         | NaF          | ADJ    | /82                    | 6318          |                                 | 1.0          |
| TOTAL POPULATION SERVED BY SOURCE WATER SYSTEM - - - - - |                 |                |              |        |                        | 6318          |                                 |              |
| EASTWOOD ELEM  |                 | ELKHART        | NaF          | ADJ    | /76                    | 418           |                                 | 4.5          |
| TOTAL POPULATION SERVED BY SOURCE WATER SYSTEM - - - - - |                 |                |              |        |                        | 418           |                                 |              |
| EDGEWOOD   | 5248006         | MARION         | NaF          | ADJ    | /78                    | 2400          |                                 | 1.0          |
| TOTAL POPULATION SERVED BY SOURCE WATER SYSTEM - - - - - |                 |                |              |        |                        | 2400          |                                 |              |
| EDINBURG   | 5241002         | JOHNSON        | NaF          | ADJ    | /79                    | 5100          |                                 | 1.0          |
| TOTAL POPULATION SERVED BY SOURCE WATER SYSTEM - - - - - |                 |                |              |        |                        | 5100          |                                 |              |
| EDWARDSPORT  | 5242005         | KNOX           | NaF          | ADJ    | /81                    | 450           |                                 | 1.0          |
| KNOX CO RURAL WATER CO                                   | 5242018         | KNOX           |              | CONS   |                        | 1500          |                                 |              |
| TOTAL POPULATION SERVED BY SOURCE WATER SYSTEM - - - - - |                 |                |              |        |                        | 1950          |                                 |              |
| EDWARDSVILLE   | 5222001         | FLOYD/HARRISON | NaF          | ADJ    | /81                    | 5000          |                                 | 1.0          |
| ELIZABETH  | 5231007         | HARRISON       |              | CONS   |                        | 300           |                                 |              |
| TOTAL POPULATION SERVED BY SOURCE WATER SYSTEM - - - - - |                 |                |              |        |                        | 5300          |                                 |              |
| EGGLESTON ELEM   |                 | ST. JOSEPH     | NaF          | ADJ    | /77                    | 619           |                                 | 4.5          |
| TOTAL POPULATION SERVED BY SOURCE WATER SYSTEM - - - - - |                 |                |              |        |                        | 619           |                                 |              |

POPULATION SERVED FLUORIDATED DRINKING WATER BY SOURCE SYSTEM,  
CONSECUTIVE SYSTEM, AND COUNTY WITHIN STATE (AS OF 12/31/85)

# INDIANA

| WATER SYSTEM and<br>CONSECUTIVE SYSTEMS SERVED           | EPA<br>ID<br>NO | COUNTY      | CHEM<br>USED | STATUS | FLUOR<br>START<br>DATE | POP<br>SERVED | NATURAL SYSTEMS<br>NAT<br>LEVEL | OPT<br>LEVEL |
|--|-----------------|-------------|--------------|--------|------------------------|---------------|---------------------------------|--------------|
| ELKHART  | 5220008         | ELKHART     | NaF          | ADJ    | /53                    | 40000         |                                 | 1.0          |
| TOTAL POPULATION SERVED BY SOURCE WATER SYSTEM - - - - - |                 |             |              |        |                        | 40000         |                                 |              |
| ELWOOD   | 5248007         | MADISON     |              | NATL   |                        | 10840         |                                 | 0.0          |
| TOTAL POPULATION SERVED BY SOURCE WATER SYSTEM - - - - - |                 |             |              |        |                        | 10840         |                                 |              |
| EMINENCE ELEM  |                 | MORGAN      | NaF          | ADJ    | /79                    | 432           |                                 | 4.5          |
| TOTAL POPULATION SERVED BY SOURCE WATER SYSTEM - - - - - |                 |             |              |        |                        | 432           |                                 |              |
| EVANSVILLE   | 5282002         | VANDERBURGH | NaSiF6       | ADJ    | /63                    | 130049        |                                 | 1.0          |
| GERMAN TWP WIR DIST                                      | 5282003         | VANDERBURGH |              | CONS   |                        | 2951          |                                 |              |
| GIBSON WC  | 5226009         | GIBSON      |              | CONS   |                        | 2052          |                                 |              |
| TOTAL POPULATION SERVED BY SOURCE WATER SYSTEM - - - - - |                 |             |              |        |                        | 135052        |                                 |              |
| FAIRMOUNT  | 5227005         | GRANT       |              | NATL   |                        | 3900          |                                 | 0.8          |
| TOTAL POPULATION SERVED BY SOURCE WATER SYSTEM - - - - - |                 |             |              |        |                        | 3900          |                                 |              |
| FALL CREEK ELEM  |                 | HAMILTON    | NaF          | ADJ    | /79                    | 237           |                                 | 4.5          |
| TOTAL POPULATION SERVED BY SOURCE WATER SYSTEM - - - - - |                 |             |              |        |                        | 237           |                                 |              |
| FARMLAND   | 5268002         | RANDOLPH    |              | NATL   |                        | 1700          |                                 | 1.3          |
| TOTAL POPULATION SERVED BY SOURCE WATER SYSTEM - - - - - |                 |             |              |        |                        | 1700          |                                 |              |
| FERDINAND  | 5219004         | DUBOIS      | NaF          | ADJ    | /80                    | 2400          |                                 | 1.0          |
| TOTAL POPULATION SERVED BY SOURCE WATER SYSTEM - - - - - |                 |             |              |        |                        | 2400          |                                 |              |
| FISHER ELEM  |                 | HAMILTON    |              | ADJ    | /79                    | 300           |                                 | 4.5          |
| TOTAL POPULATION SERVED BY SOURCE WATER SYSTEM - - - - - |                 |             |              |        |                        | 300           |                                 |              |
| FLORA  | 5208003         | CARROLL     | NaF          | ADJ    | /70                    | 2000          |                                 | 1.0          |
| TOTAL POPULATION SERVED BY SOURCE WATER SYSTEM - - - - - |                 |             |              |        |                        | 2000          |                                 |              |
| FLOWING WELLS  | 5234004         | HOWARD      |              | NATL   |                        | 3770          |                                 | 0.0          |
| TOTAL POPULATION SERVED BY SOURCE WATER SYSTEM - - - - - |                 |             |              |        |                        | 3770          |                                 |              |
| FOREST HILL  | 5252009         | MIAMI       |              | NATL   |                        | 110           |                                 | 1.0          |
| TOTAL POPULATION SERVED BY SOURCE WATER SYSTEM - - - - - |                 |             |              |        |                        | 110           |                                 |              |

POPULATION SERVED FLUORIDATED DRINKING WATER BY SOURCE SYSTEM,  
CONSECUTIVE SYSTEM, AND COUNTY WITHIN STATE (AS OF 12/31/85)

# INDIANA

| WATER SYSTEM and<br>CONSECUTIVE SYSTEMS SERVED           | EPA<br>ID<br>NO | COUNTY   | CHEM<br>USED | STATUS | FLUOR<br>START<br>DATE | POP<br>SERVED | NATURAL SYSTEMS<br>NAT<br>LEVEL | OPT<br>LEVEL |
|--|-----------------|----------|--------------|--------|------------------------|---------------|---------------------------------|--------------|
| FORTVILLE  | 5230003         | HANCOCK  | NaF          | ADJ    | /56                    | 3000          |                                 | 1.0          |
| TOTAL POPULATION SERVED BY SOURCE WATER SYSTEM - - - - - |                 |          |              |        |                        | 3000          |                                 |              |
| FOUNTAIN CITY  | 5289006         | WAYNE    |              | NATL   |                        | 900           |                                 | 1.2          |
| TOTAL POPULATION SERVED BY SOURCE WATER SYSTEM - - - - - |                 |          |              |        |                        | 900           |                                 |              |
| FOWLER   | 5204006         | BENTON   | NaF          | ADJ    | /71                    | 2600          |                                 | 1.0          |
| TOTAL POPULATION SERVED BY SOURCE WATER SYSTEM - - - - - |                 |          |              |        |                        | 2600          |                                 |              |
| FRANCISCO  | 5226002         | GIBSON   |              | NATL   |                        | 1000          |                                 | 1.0          |
| TOTAL POPULATION SERVED BY SOURCE WATER SYSTEM - - - - - |                 |          |              |        |                        | 1000          |                                 |              |
| FRANKFORT  | 5212003         | CLINTON  |              | NATL   |                        | 16000         |                                 | 0.9          |
| TOTAL POPULATION SERVED BY SOURCE WATER SYSTEM - - - - - |                 |          |              |        |                        | 16000         |                                 |              |
| FRANKLIN COUNTY  | 5224002         | FRANKLIN | NaF          | ADJ    | /83                    | 2600          |                                 | 1.0          |
| TOTAL POPULATION SERVED BY SOURCE WATER SYSTEM - - - - - |                 |          |              |        |                        | 2600          |                                 |              |
| FRANKLIN-IN CITIES W CO                                  | 5241004         | JOHNSON  | Acid         | ADJ    | /72                    | 14000         |                                 | 1.0          |
| TOTAL POPULATION SERVED BY SOURCE WATER SYSTEM - - - - - |                 |          |              |        |                        | 14000         |                                 |              |
| FRANKTON   | 5248008         | MADISON  | NaF          | ADJ    | /82                    | 2026          |                                 | 1.0          |
| TOTAL POPULATION SERVED BY SOURCE WATER SYSTEM - - - - - |                 |          |              |        |                        | 2026          |                                 |              |
| FREELANDVILLE  | 5242006         | KNOX     | NaF          | ADJ    | /80                    | 700           |                                 | 1.0          |
| TOTAL POPULATION SERVED BY SOURCE WATER SYSTEM - - - - - |                 |          |              |        |                        | 700           |                                 |              |
| FREMONT  | 5276006         | STEBEN   | NaF          | ADJ    | /84                    | 1200          |                                 | 1.0          |
| TOTAL POPULATION SERVED BY SOURCE WATER SYSTEM - - - - - |                 |          |              |        |                        | 1200          |                                 |              |
| FT BEN HARRISON  | 5249001         | MARION   | Acid         | ADJ    | /65                    | 1500          |                                 | 1.0          |
| TOTAL POPULATION SERVED BY SOURCE WATER SYSTEM - - - - - |                 |          |              |        |                        | 1500          |                                 |              |
| FT BRANCH  | 5226001         | GIBSON   | Acid         | ADJ    | /81                    | 2535          |                                 | 1.0          |
| HAUBSTADT  | 5226003         | GIBSON   |              | CONS   |                        | 1389          |                                 |              |
| TOTAL POPULATION SERVED BY SOURCE WATER SYSTEM - - - - - |                 |          |              |        |                        | 3924          |                                 |              |

POPULATION SERVED FLUORIDATED DRINKING WATER BY SOURCE SYSTEM,  
CONSECUTIVE SYSTEM, AND COUNTY WITHIN STATE (AS OF 12/31/85)

# INDIANA

| WATER SYSTEM and<br>CONSECUTIVE SYSTEMS SERVED           | EPA<br>ID<br>NO | COUNTY   | CHEM<br>USED | STATUS | FLUOR<br>START<br>DATE | POP<br>SERVED | NATURAL SYSTEMS<br>NAT<br>LEVEL | OPT<br>LEVEL |
|--|-----------------|----------|--------------|--------|------------------------|---------------|---------------------------------|--------------|
| FT WAYNE   | 5202015         | ALLEN    | NaSiF6       | ADJ    | /51                    | 180000        |                                 | 1.0          |
| EDGEWOOD PARK SD   |                 | ALLEN    |              | CONS   |                        | 392           |                                 |              |
| NEW HAVEN  | 5202009         | ALLEN    |              | CONS   |                        | 12000         |                                 |              |
| SUNNY MEAD COMM ASSN                                     | 5202018         | ALLEN    |              | CONS   |                        | 250           |                                 |              |
| TOTAL POPULATION SERVED BY SOURCE WATER SYSTEM - - - - - |                 |          |              |        |                        | 192642        |                                 |              |
| GARRETT  | 5217004         | DE KALB  |              | NATL   |                        | 4820          |                                 | 0.9          |
| TOTAL POPULATION SERVED BY SOURCE WATER SYSTEM - - - - - |                 |          |              |        |                        | 4820          |                                 |              |
| GARY-HOBART W CORP                                       | 5245015         | LAKE     | Acid         | ADJ    | /56                    | 188000        |                                 | 1.0          |
| GRIFFITH   | 5245019         | LAKE     |              | CONS   |                        | 18169         |                                 |              |
| LINCOLN UTILITIES INC                                    |                 | LAKE     |              | CONS   |                        | 250           |                                 |              |
| NEW CHICAGO  | 5245032         | LAKE     |              | CONS   |                        | 8200          |                                 |              |
| OGDEN DUNES  | 5245035         | LAKE     |              | CONS   |                        | 1800          |                                 |              |
| SCHERERVILLE   | 5245041         | LAKE     |              | CONS   |                        | 13500         |                                 |              |
| TURKEY CREEK   | 5245045         | LAKE     |              | CONS   |                        | 800           |                                 |              |
| TOTAL POPULATION SERVED BY SOURCE WATER SYSTEM - - - - - |                 |          |              |        |                        | 230719        |                                 |              |
| GAS CITY   | 5227006         | GRANT    | NaF          | ADJ    | /74                    | 8000          |                                 | 1.0          |
| TOTAL POPULATION SERVED BY SOURCE WATER SYSTEM - - - - - |                 |          |              |        |                        | 8000          |                                 |              |
| GASTON   | 5218008         | DELAWARE | NaF          | ADJ    | /85                    | 1156          |                                 | 1.0          |
| TOTAL POPULATION SERVED BY SOURCE WATER SYSTEM - - - - - |                 |          |              |        |                        | 1156          |                                 |              |
| GENEVA   | 5201003         | ADAMS    |              | NATL   |                        | 1500          |                                 | 1.6          |
| TOTAL POPULATION SERVED BY SOURCE WATER SYSTEM - - - - - |                 |          |              |        |                        | 1500          |                                 |              |
| GLENWOOD   | 5270002         | FAYETTE  |              | NATL   |                        | 124           |                                 | 0.8          |
| TOTAL POPULATION SERVED BY SOURCE WATER SYSTEM - - - - - |                 |          |              |        |                        | 124           |                                 |              |
| GOODLAND   | 5256003         | NEWTON   |              | NATL   |                        | 1150          |                                 | 1.3          |
| TOTAL POPULATION SERVED BY SOURCE WATER SYSTEM - - - - - |                 |          |              |        |                        | 1150          |                                 |              |
| GOSHEN   | 5220009         | ELKHART  | NaF          | ADJ    | /70                    | 19600         |                                 | 1.0          |
| TOTAL POPULATION SERVED BY SOURCE WATER SYSTEM - - - - - |                 |          |              |        |                        | 19600         |                                 |              |
| GOSPORT  | 5260003         | OWEN     | NaF          | ADJ    | /81                    | 1064          |                                 | 1.0          |
| TOTAL POPULATION SERVED BY SOURCE WATER SYSTEM - - - - - |                 |          |              |        |                        | 1064          |                                 |              |

POPULATION SERVED FLUORIDATED DRINKING WATER BY SOURCE SYSTEM,  
CONSECUTIVE SYSTEM, AND COUNTY WITHIN STATE (AS OF 12/31/85)

# INDIANA

| WATER SYSTEM and<br>CONSECUTIVE SYSTEMS SERVED           | EPA<br>ID<br>NO | COUNTY     | CHEM<br>USED | STATUS | FLUOR<br>START<br>DATE | POP<br>SERVED | NATURAL SYSTEMS |              |
|--|-----------------|------------|--------------|--------|------------------------|---------------|-----------------|--------------|
|  |                 |            |              |        |                        |               | NAT<br>LEVEL    | OPT<br>LEVEL |
| GRABILL  | 5202006         | ALLEN      |              |        | NATL                   | 600           | 0.9             |              |
| TOTAL POPULATION SERVED BY SOURCE WATER SYSTEM - - - - - |                 |            |              |        |                        | 600           |                 |              |
| GRANDVIEW  | 5274005         | SPENCER    | NaF          | ADJ    | /81                    | 700           |                 | 1.0          |
| FINCH-NEWTON WIR CORP                                    | 5274003         | SPENCER    |              | CONS   |                        | 1100          |                 |              |
| TOTAL POPULATION SERVED BY SOURCE WATER SYSTEM - - - - - |                 |            |              |        |                        | 1800          |                 |              |
| GREEN TWP ELEM   |                 | MORGAN     | NaF          | ADJ    | /79                    | 246           |                 | 4.5          |
| TOTAL POPULATION SERVED BY SOURCE WATER SYSTEM - - - - - |                 |            |              |        |                        | 246           |                 |              |
| GREENCASTLE  | 5267004         | PUTNAM     | Acid         | ADJ    | /84                    | 9000          |                 | 1.0          |
| BIG WALNUT CORP  | 5267002         | PUTNAM     |              | CONS   |                        | 340           |                 |              |
| REELSVILLE WIR CO  | 5267006         | PUTNAM     |              | CONS   |                        | 896           |                 |              |
| SOUTH 43 WIR CORP  | 5267009         | PUTNAM     |              | CONS   |                        | 795           |                 |              |
| TWO FOURTY (240) WIR CO                                  | 5267011         | PUTNAM     |              | CONS   |                        | 120           |                 |              |
| TOTAL POPULATION SERVED BY SOURCE WATER SYSTEM - - - - - |                 |            |              |        |                        | 11151         |                 |              |
| GREENDALE  | 5215003         | DEARBORN   | NaSiF6       | ADJ    | /65                    | 3870          |                 | 1.0          |
| HIDDEN VALLEY  | 5215004         | DEARBORN   |              | CONS   |                        | 700           |                 |              |
| NORTH DEARBORN-IN CITIES W CO                            | 5215008         | DEARBORN   |              | CONS   |                        | 2430          |                 |              |
| TOTAL POPULATION SERVED BY SOURCE WATER SYSTEM - - - - - |                 |            |              |        |                        | 7000          |                 |              |
| GREENE ELEM & MIDDLE                                     |                 | ST. JOSEPH | NaF          | ADJ    | /79                    | 466           |                 | 4.5          |
| TOTAL POPULATION SERVED BY SOURCE WATER SYSTEM - - - - - |                 |            |              |        |                        | 466           |                 |              |
| GREENFIELD   | 5230004         | HANCOCK    |              |        | NATL                   | 11400         | 0.9             |              |
| TOTAL POPULATION SERVED BY SOURCE WATER SYSTEM - - - - - |                 |            |              |        |                        | 11400         |                 |              |
| GREENSBURG   | 5216002         | DECATUR    | Acid         | ADJ    | /53                    | 9200          |                 | 1.0          |
| TOTAL POPULATION SERVED BY SOURCE WATER SYSTEM - - - - - |                 |            |              |        |                        | 9200          |                 |              |
| GREENTOWN  | 5234006         | HOWARD     |              |        | NATL                   | 2265          | 0.8             |              |
| TOTAL POPULATION SERVED BY SOURCE WATER SYSTEM - - - - - |                 |            |              |        |                        | 2265          |                 |              |
| GREENVILLE   | 5222004         | FLOYD      | NaF          | ADJ    | /75                    | 3240          |                 | 1.0          |
| TOTAL POPULATION SERVED BY SOURCE WATER SYSTEM - - - - - |                 |            |              |        |                        | 3240          |                 |              |

POPULATION SERVED FLUORIDATED DRINKING WATER BY SOURCE SYSTEM,  
CONSECUTIVE SYSTEM, AND COUNTY WITHIN STATE (AS OF 12/31/85)

# INDIANA

| WATER SYSTEM and<br>CONSECUTIVE SYSTEMS SERVED           | EPA<br>ID<br>NO | COUNTY       | CHEM<br>USED | STATUS | FLUOR<br>START<br>DATE | POP<br>SERVED | NATURAL SYSTEMS<br>NAT<br>LEVEL | OPT<br>LEVEL |
|--|-----------------|--------------|--------------|--------|------------------------|---------------|---------------------------------|--------------|
| GREENWOOD-IN CITIES W CO                                 | 5241005         | JOHNSON      | Acid         | ADJ    | /69                    | 20000         |                                 | 1.0          |
| TOTAL POPULATION SERVED BY SOURCE WATER SYSTEM - - - - - |                 |              |              |        |                        | 20000         |                                 |              |
| HAGERSTOWN   | 5289007         | WAYNE        | NaF          | ADJ    | /55                    | 1910          |                                 | 1.0          |
| TOTAL POPULATION SERVED BY SOURCE WATER SYSTEM - - - - - |                 |              |              |        |                        | 1910          |                                 |              |
| HAMILTON   | 5276023         | STEBEN       |              | NATL   |                        | 500           | 0.8                             |              |
| TOTAL POPULATION SERVED BY SOURCE WATER SYSTEM - - - - - |                 |              |              |        |                        | 500           |                                 |              |
| HAMILTON SOUTH EAST MIDDLE                               |                 | HAMILTON     | NaF          | ADJ    |                        | 484           |                                 | 4.5          |
| TOTAL POPULATION SERVED BY SOURCE WATER SYSTEM - - - - - |                 |              |              |        |                        | 484           |                                 |              |
| HAMILTON WESTERN UTIL                                    | 5229009         | HAMILTON     | Acid         | ADJ    | /83                    | 2400          |                                 | 1.0          |
| TOTAL POPULATION SERVED BY SOURCE WATER SYSTEM - - - - - |                 |              |              |        |                        | 2400          |                                 |              |
| HAMMOND  | 5245020         | LAKE         | Acid         | ADJ    | /53                    | 107000        |                                 | 1.0          |
| GLENWOOD, IL   | 0311050         | COOK, IL     |              | CONS   |                        | 0             |                                 |              |
| HIGHLAND   | 5232011         | LAKE         |              | CONS   |                        | 200           |                                 |              |
| LANSING, IL  | 0311590         | COOK, IL     |              | CONS   |                        | 0             |                                 |              |
| LYNWOOD, IL  | 0311680         | COOK, IL     |              | CONS   |                        | 0             |                                 |              |
| MUNSTER  | 5245031         | LAKE         |              | CONS   |                        | 23000         |                                 |              |
| PEOPLES WC   | 5245036         | LAKE         |              | CONS   |                        | 3663          |                                 |              |
| TOTAL POPULATION SERVED BY SOURCE WATER SYSTEM - - - - - |                 |              |              |        |                        | 133863        |                                 |              |
| HANOVER COLLEGE  | 5239002         | JEFFERSON    | NaF          | ADJ    | /68                    | 1500          |                                 | 1.0          |
| HANOVER  | 5239003         | JEFFERSON    |              | CONS   |                        | 4000          |                                 |              |
| TOTAL POPULATION SERVED BY SOURCE WATER SYSTEM - - - - - |                 |              |              |        |                        | 5500          |                                 |              |
| HARBOR WATER (INDIANAPOLIS WC)                           |                 | HAMILTON     | Acid         | ADJ    | /81                    | 3800          |                                 | 1.0          |
| TOTAL POPULATION SERVED BY SOURCE WATER SYSTEM - - - - - |                 |              |              |        |                        | 3800          |                                 |              |
| HARRISON, OH   | 3100812         | HAMILTON, OH | Acid         | ADJ    | /84                    | 0             |                                 | 1.0          |
| WEST HARRISON  | 5215011         | DEARBORN     |              | CONS   |                        | 360           |                                 |              |
| TOTAL POPULATION SERVED BY SOURCE WATER SYSTEM - - - - - |                 |              |              |        |                        | 360           |                                 |              |
| HARTFORD CITY  | 5205002         | BLACKFORD    |              | NATL   |                        | 9000          | 1.2                             |              |
| TOTAL POPULATION SERVED BY SOURCE WATER SYSTEM - - - - - |                 |              |              |        |                        | 9000          |                                 |              |

POPULATION SERVED FLUORIDATED DRINKING WATER BY SOURCE SYSTEM,  
CONSECUTIVE SYSTEM, AND COUNTY WITHIN STATE (AS OF 12/31/85)

**INDIANA**

| WATER SYSTEM and<br>CONSECUTIVE SYSTEMS SERVED           | EPA<br>ID<br>NO | COUNTY     | CHEM<br>USED | STATUS | FLUOR<br>START<br>DATE | POP<br>SERVED | NATURAL SYSTEMS<br>NAT<br>LEVEL | OPT<br>LEVEL |
|--|-----------------|------------|--------------|--------|------------------------|---------------|---------------------------------|--------------|
| HAZELTON   | 5226004         | GIBSON     |              | ADJ    |                        | 448           |                                 | 1.0          |
| TOTAL POPULATION SERVED BY SOURCE WATER SYSTEM - - - - - |                 |            |              |        |                        | 448           |                                 |              |
| HERRON   | 5264009         | PORTER     | NaF          | ADJ    | /77                    | 2600          |                                 | 1.0          |
| TOTAL POPULATION SERVED BY SOURCE WATER SYSTEM - - - - - |                 |            |              |        |                        | 2600          |                                 |              |
| HERSHEY ELEM   |                 | TIPPECANOE | NaF          | ADJ    |                        | 618           |                                 | 4.5          |
| TOTAL POPULATION SERVED BY SOURCE WATER SYSTEM - - - - - |                 |            |              |        |                        | 618           |                                 |              |
| HOLLAND  | 5219006         | DUBOIS     | NaF          | ADJ    | /77                    | 700           |                                 | 1.0          |
| STENDAL WTR CORP   | 5263005         | PIKE       |              | CONS   |                        | 200           |                                 |              |
| TOTAL POPULATION SERVED BY SOURCE WATER SYSTEM - - - - - |                 |            |              |        |                        | 900           |                                 |              |
| HONEYVILLE ELEM  |                 | LAGRANGE   | NaF          | ADJ    | /77                    | 110           |                                 | 4.5          |
| TOTAL POPULATION SERVED BY SOURCE WATER SYSTEM - - - - - |                 |            |              |        |                        | 110           |                                 |              |
| HOOSIER VILLAGE  | 5206009         | MARION     |              | NATL   |                        | 170           | 1.2                             |              |
| TOTAL POPULATION SERVED BY SOURCE WATER SYSTEM - - - - - |                 |            |              |        |                        | 170           |                                 |              |
| HOPEWELL ELEM  |                 | JOHNSON    | NaF          | ADJ    | /79                    | 170           |                                 | 4.5          |
| TOTAL POPULATION SERVED BY SOURCE WATER SYSTEM - - - - - |                 |            |              |        |                        | 170           |                                 |              |
| HUNTERTOWN   | 5202007         | ALLEN      | NaF          | ADJ    | /81                    | 1500          |                                 | 1.0          |
| TOTAL POPULATION SERVED BY SOURCE WATER SYSTEM - - - - - |                 |            |              |        |                        | 1500          |                                 |              |
| HUNTINGBURG  | 5219007         | DUBOIS     | NaSiF6       | ADJ    | /51                    | 5500          |                                 | 1.0          |
| DUFF WATER CORP  | 5219003         | DUBOIS     |              | CONS   |                        | 380           |                                 |              |
| ST ANTHONY   | 5219010         | DUBOIS     |              | CONS   |                        | 500           |                                 |              |
| ST HENRY   | 5219011         | DUBOIS     |              | CONS   |                        | 850           |                                 |              |
| TOTAL POPULATION SERVED BY SOURCE WATER SYSTEM - - - - - |                 |            |              |        |                        | 7230          |                                 |              |
| IN S&S CHILDREN'S HOME                                   | 5270007         | HENRY      |              | NATL   |                        | 425           | 0.9                             |              |
| TOTAL POPULATION SERVED BY SOURCE WATER SYSTEM - - - - - |                 |            |              |        |                        | 425           |                                 |              |
| INDIAN HEIGHTS SD  |                 | HOWARD     |              | NATL   |                        | 6000          | 1.0                             |              |
| TOTAL POPULATION SERVED BY SOURCE WATER SYSTEM - - - - - |                 |            |              |        |                        | 6000          |                                 |              |

POPULATION SERVED FLUORIDATED DRINKING WATER BY SOURCE SYSTEM,  
CONSECUTIVE SYSTEM, AND COUNTY WITHIN STATE (AS OF 12/31/85)

# INDIANA

| WATER SYSTEM and<br>CONSECUTIVE SYSTEMS SERVED           | EPA<br>ID<br>NO | COUNTY   | CHEM<br>USED | STATUS | FLUOR<br>START<br>DATE | POP<br>SERVED | NATURAL SYSTEMS<br>NAT<br>LEVEL | OPT<br>LEVEL |
|--|-----------------|----------|--------------|--------|------------------------|---------------|---------------------------------|--------------|
| INDIANAPOLIS   | 5249004         | MARION   | NaSiF6       | ADJ    | /51                    | 705000        |                                 | 1.0          |
| TOTAL POPULATION SERVED BY SOURCE WATER SYSTEM - - - - - |                 |          |              |        |                        | 705000        |                                 |              |
| JACKSON COUNTY RW  | 5236003         | JACKSON  | NaSiF6       | ADJ    | /69                    | 7350          |                                 | 1.0          |
| SLYGO WTR CO   | 5236006         | JACKSON  |              | CONS   |                        | 154           |                                 |              |
| SOUTHERN BROWN COUNTY WTR CO                             | 5207003         | BROWN    |              | CONS   |                        | 1000          |                                 |              |
| TOTAL POPULATION SERVED BY SOURCE WATER SYSTEM - - - - - |                 |          |              |        |                        | 8504          |                                 |              |
| JACKSON ELEM   |                 | PORTER   | NaF          | ADJ    | /79                    | 251           |                                 | 4.5          |
| TOTAL POPULATION SERVED BY SOURCE WATER SYSTEM - - - - - |                 |          |              |        |                        | 251           |                                 |              |
| JAMESTOWN  | 5206008         | BOONE    |              | NATL   |                        | 924           |                                 | 1.0          |
| TOTAL POPULATION SERVED BY SOURCE WATER SYSTEM - - - - - |                 |          |              |        |                        | 924           |                                 |              |
| JASONVILLE   | 5228004         | GREENE   | NaF          | ADJ    | /54                    | 3000          |                                 | 1.0          |
| HYMERA   | 5277004         | SULLIVAN |              | CONS   |                        | 1000          |                                 |              |
| WILFRED  | 5277010         | SULLIVAN |              | CONS   |                        | 400           |                                 |              |
| TOTAL POPULATION SERVED BY SOURCE WATER SYSTEM - - - - - |                 |          |              |        |                        | 4400          |                                 |              |
| JASPER   | 5219009         | DUBOIS   | NaSiF6       | ADJ    | /58                    | 10000         |                                 | 1.0          |
| DUBOIS WATER UTIL (PART)                                 | 5219002         | DUBOIS   |              | CONS   |                        | 478           |                                 |              |
| IRELAND UTILITIES  | 5219008         | DUBOIS   |              | CONS   |                        | 946           |                                 |              |
| TOTAL POPULATION SERVED BY SOURCE WATER SYSTEM - - - - - |                 |          |              |        |                        | 11424         |                                 |              |
| JEFFERSON ELEM   |                 | ELKHART  | NaF          | ADJ    | /78                    | 443           |                                 | 4.5          |
| TOTAL POPULATION SERVED BY SOURCE WATER SYSTEM - - - - - |                 |          |              |        |                        | 443           |                                 |              |
| JEFFERSONVILLE--IN CITIES W CO                           | 5210005         | CLARK    | Acid         | ADJ    | /59                    | 60000         |                                 | 1.0          |
| TOTAL POPULATION SERVED BY SOURCE WATER SYSTEM - - - - - |                 |          |              |        |                        | 60000         |                                 |              |
| JENNINGS CO WATER INC                                    | 5240006         | JENNINGS | NaF          | ADJ    | /83                    | 5000          |                                 | 1.0          |
| COUNTRY SQUIRE LAKE UTILITY                              | 5218004         | JENNINGS |              | CONS   |                        | 468           |                                 |              |
| TOTAL POPULATION SERVED BY SOURCE WATER SYSTEM - - - - - |                 |          |              |        |                        | 5468          |                                 |              |
| JIMTOWN ELEM   |                 | ELKHART  | NaF          | ADJ    | /78                    | 324           |                                 | 4.5          |
| TOTAL POPULATION SERVED BY SOURCE WATER SYSTEM - - - - - |                 |          |              |        |                        | 324           |                                 |              |



POPULATION SERVED FLUORIDATED DRINKING WATER BY SOURCE SYSTEM,  
CONSECUTIVE SYSTEM, AND COUNTY WITHIN STATE (AS OF 12/31/85)

## INDIANA

| WATER SYSTEM and<br>CONSECUTIVE SYSTEMS SERVED           | EPA<br>ID<br>NO | COUNTY   | CHEM<br>USED | STATUS | FLUOR<br>START<br>DATE | POP<br>SERVED | NATURAL SYSTEMS<br>NAT<br>LEVEL | OPT<br>LEVEL |
|--|-----------------|----------|--------------|--------|------------------------|---------------|---------------------------------|--------------|
| KENDALLVILLE   | 5257007         | NOBLE    | NaF          | ADJ    | /58                    | 9000          |                                 | 1.0          |
| TOTAL POPULATION SERVED BY SOURCE WATER SYSTEM - - - - - |                 |          |              |        |                        | 9000          |                                 |              |
| KENTLAND   | 5256005         | NEWTON   | NaF          | ADJ    | /80                    | 1900          |                                 | 1.0          |
| TOTAL POPULATION SERVED BY SOURCE WATER SYSTEM - - - - - |                 |          |              |        |                        | 1900          |                                 |              |
| KILLBUCK ELEM  |                 | MADISON  | NaF          | ADJ    | /77                    | 582           |                                 | 4.5          |
| TOTAL POPULATION SERVED BY SOURCE WATER SYSTEM - - - - - |                 |          |              |        |                        | 582           |                                 |              |
| KINGMAN  | 5223004         | FOUNTAIN |              | NATL   |                        | 700           |                                 | 0.9          |
| TOTAL POPULATION SERVED BY SOURCE WATER SYSTEM - - - - - |                 |          |              |        |                        | 700           |                                 |              |
| KINGSBURY ELEM   |                 | LA PORTE | NaF          | ADJ    | /78                    | 388           |                                 | 4.5          |
| TOTAL POPULATION SERVED BY SOURCE WATER SYSTEM - - - - - |                 |          |              |        |                        | 388           |                                 |              |
| KINGSFORD HEIGHTS  | 5246014         | LAPORTE  | NaF          | ADJ    | /81                    | 1700          |                                 | 1.0          |
| TOTAL POPULATION SERVED BY SOURCE WATER SYSTEM - - - - - |                 |          |              |        |                        | 1700          |                                 |              |
| KIRKLIN  | 5212004         | CLINTON  |              | NATL   |                        | 750           |                                 | 1.0          |
| TOTAL POPULATION SERVED BY SOURCE WATER SYSTEM - - - - - |                 |          |              |        |                        | 750           |                                 |              |
| KNIGHTSTOWN  | 5233005         | HENRY    | NaF          | ADJ    | /69                    | 3000          |                                 | 1.0          |
| TOTAL POPULATION SERVED BY SOURCE WATER SYSTEM - - - - - |                 |          |              |        |                        | 3000          |                                 |              |
| KNOX   | 5275002         | STARKE   | NaF          | ADJ    | /81                    | 3600          |                                 | 1.0          |
| TOTAL POPULATION SERVED BY SOURCE WATER SYSTEM - - - - - |                 |          |              |        |                        | 3600          |                                 |              |
| KOKOMO-IN CITIES W CO                                    | 5234007         | HOWARD   | Acid         | ADJ    | /52                    | 58000         |                                 | 1.0          |
| TOTAL POPULATION SERVED BY SOURCE WATER SYSTEM - - - - - |                 |          |              |        |                        | 58000         |                                 |              |
| KOUTS  | 5264013         | PORTER   | NaF          | ADJ    | /80                    | 1700          |                                 | 1.0          |
| TOTAL POPULATION SERVED BY SOURCE WATER SYSTEM - - - - - |                 |          |              |        |                        | 1700          |                                 |              |
| L & M REGIONAL WD  | 5268013         | RANDOLPH |              | NATL   |                        | 409           |                                 | 1.2          |
| TOTAL POPULATION SERVED BY SOURCE WATER SYSTEM - - - - - |                 |          |              |        |                        | 409           |                                 |              |

POPULATION SERVED FLUORIDATED DRINKING WATER BY SOURCE SYSTEM,  
CONSECUTIVE SYSTEM, AND COUNTY WITHIN STATE (AS OF 12/31/85)

# INDIANA

| WATER SYSTEM and<br>CONSECUTIVE SYSTEMS SERVED           | EPA<br>ID<br>NO | COUNTY     | CHEM<br>USED | STATUS | FLUOR<br>START<br>DATE | POP<br>SERVED | NATURAL SYSTEMS<br>NAT<br>LEVEL | OPT<br>LEVEL |
|--|-----------------|------------|--------------|--------|------------------------|---------------|---------------------------------|--------------|
| LA CROSSE  | 5246015         | LA PORTE   | NaF          | ADJ    | /80                    | 700           |                                 | 1.0          |
| TOTAL POPULATION SERVED BY SOURCE WATER SYSTEM - - - - - |                 |            |              |        |                        | 700           |                                 |              |
| LA FONTAINE  | 5285004         | WABASH     |              | NATL   |                        | 850           | 1.4                             |              |
| TOTAL POPULATION SERVED BY SOURCE WATER SYSTEM - - - - - |                 |            |              |        |                        | 850           |                                 |              |
| LA GRANGE  | 5244003         | LAGRANGE   | NaF          | ADJ    | /70                    | 2000          |                                 | 1.0          |
| TOTAL POPULATION SERVED BY SOURCE WATER SYSTEM - - - - - |                 |            |              |        |                        | 2000          |                                 |              |
| LA PAZ ELEM  |                 | MARSHALL   |              | ADJ    | /77                    | 440           |                                 | 4.5          |
| TOTAL POPULATION SERVED BY SOURCE WATER SYSTEM - - - - - |                 |            |              |        |                        | 440           |                                 |              |
| LA PORTE   | 5246017         | LA PORTE   | Acid         | ADJ    | /54                    | 24000         |                                 | 1.0          |
| TOTAL POPULATION SERVED BY SOURCE WATER SYSTEM - - - - - |                 |            |              |        |                        | 24000         |                                 |              |
| LADOGA   | 5254006         | MONTGOMERY | NaF          | ADJ    | /82                    | 1125          |                                 | 1.0          |
| TOTAL POPULATION SERVED BY SOURCE WATER SYSTEM - - - - - |                 |            |              |        |                        | 1125          |                                 |              |
| LAFAYETTE  | 5279013         | TIPPECANOE | NaF          | ADJ    | /53                    | 50000         |                                 | 1.0          |
| TOTAL POPULATION SERVED BY SOURCE WATER SYSTEM - - - - - |                 |            |              |        |                        | 50000         |                                 |              |
| LAKE STATION   | 5245027         | LAKE       | NaF          | ADJ    | /84                    | 15000         |                                 | 1.0          |
| TOTAL POPULATION SERVED BY SOURCE WATER SYSTEM - - - - - |                 |            |              |        |                        | 15000         |                                 |              |
| LAKE VILLAGE ELEM  |                 | NEWTON     | NaF          | ADJ    | /74                    | 309           |                                 | 4.5          |
| TOTAL POPULATION SERVED BY SOURCE WATER SYSTEM - - - - - |                 |            |              |        |                        | 309           |                                 |              |
| LANESVILLE   | 5231003         | HARRISON   | NaF          | ADJ    | /85                    | 1000          |                                 | 1.0          |
| TOTAL POPULATION SERVED BY SOURCE WATER SYSTEM - - - - - |                 |            |              |        |                        | 1000          |                                 |              |
| LAVILLE ELEM   |                 | ST JOSEPH  | NaF          | ADJ    | /77                    | 828           |                                 | 4.5          |
| TOTAL POPULATION SERVED BY SOURCE WATER SYSTEM - - - - - |                 |            |              |        |                        | 828           |                                 |              |
| LAWRENCE   | 5249005         | MARION     |              | NATL   |                        | 18000         | 0.8                             |              |
| TOTAL POPULATION SERVED BY SOURCE WATER SYSTEM - - - - - |                 |            |              |        |                        | 18000         |                                 |              |

POPULATION SERVED FLUORIDATED DRINKING WATER BY SOURCE SYSTEM,  
CONSECUTIVE SYSTEM, AND COUNTY WITHIN STATE (AS OF 12/31/85)

## INDIANA

| WATER SYSTEM and<br>CONSECUTIVE SYSTEMS SERVED           | EPA<br>ID<br>NO    | COUNTY               | CHEM<br>USED | STATUS      | FLUOR<br>START<br>DATE | POP<br>SERVED | NATURAL SYSTEMS |              |
|--|--------------------|----------------------|--------------|-------------|------------------------|---------------|-----------------|--------------|
|  |                    |                      |              |             |                        |               | NAT<br>LEVEL    | OPT<br>LEVEL |
| LAWRENCEBURG   | 5215006            | DEARBORN             | Acid         | ADJ         | /81                    | 4700          |                 | 1.0          |
| TOTAL POPULATION SERVED BY SOURCE WATER SYSTEM - - - - - |                    |                      |              |             |                        | 4700          |                 |              |
| LEACH ELEM & JR HIGH                                     |                    | MADISON              | NaF          | ADJ         | /81                    | 433           |                 | 4.5          |
| TOTAL POPULATION SERVED BY SOURCE WATER SYSTEM - - - - - |                    |                      |              |             |                        | 433           |                 |              |
| LEBANON  | 5206003            | BOONE                |              | NATL        |                        | 12000         |                 | 0.8          |
| TOTAL POPULATION SERVED BY SOURCE WATER SYSTEM - - - - - |                    |                      |              |             |                        | 12000         |                 |              |
| LEESBURG SCHOOL  |                    | KOSCIUSKO            | NaF          | ADJ         | /85                    | 463           |                 | 4.5          |
| TOTAL POPULATION SERVED BY SOURCE WATER SYSTEM - - - - - |                    |                      |              |             |                        | 463           |                 |              |
| LIBERTY WW   | 5281001            | UNION                | Acid         | ADJ         | /81                    | 1850          |                 | 1.0          |
| TOTAL POPULATION SERVED BY SOURCE WATER SYSTEM - - - - - |                    |                      |              |             |                        | 1850          |                 |              |
| LIGONIER   | 5257010            | NOBLE                | NaF          | ADJ         | /68                    | 3200          |                 | 1.0          |
| TOTAL POPULATION SERVED BY SOURCE WATER SYSTEM - - - - - |                    |                      |              |             |                        | 3200          |                 |              |
| LIMA ELEM  |                    | LAGRANGE             | NaF          | ADJ         | /79                    | 240           |                 | 4.5          |
| TOTAL POPULATION SERVED BY SOURCE WATER SYSTEM - - - - - |                    |                      |              |             |                        | 240           |                 |              |
| LMS TWP CONSERVANCY DIST<br>HOGAN WTR CO (PART)          | 5217005<br>5215005 | DEARBORN<br>DEARBORN | Acid         | ADJ<br>CONS | /81                    | 3500<br>300   |                 | 1.0          |
| TOTAL POPULATION SERVED BY SOURCE WATER SYSTEM - - - - - |                    |                      |              |             |                        | 3800          |                 |              |
| LOGANSPORT   | 5209006            | CASS                 | Acid         | ADJ         | /56                    | 18000         |                 | 1.0          |
| TOTAL POPULATION SERVED BY SOURCE WATER SYSTEM - - - - - |                    |                      |              |             |                        | 18000         |                 |              |
| LONG BEACH   | 5246028            | LA PORTE             | Acid         | ADJ         | /69                    | 2200          |                 | 1.0          |
| TOTAL POPULATION SERVED BY SOURCE WATER SYSTEM - - - - - |                    |                      |              |             |                        | 2200          |                 |              |
| LOGOOTEETEE<br>PERRY WTR SYS INC                         | 5251005<br>5251006 | MARTIN<br>MARTIN     | Acid         | ADJ<br>CONS | /84                    | 3200<br>440   |                 | 1.0          |
| TOTAL POPULATION SERVED BY SOURCE WATER SYSTEM - - - - - |                    |                      |              |             |                        | 3640          |                 |              |
| LOWELL   | 5245029            | LAKE                 |              | NATL        |                        | 6000          |                 | 4.4          |
| TOTAL POPULATION SERVED BY SOURCE WATER SYSTEM - - - - - |                    |                      |              |             |                        | 6000          |                 |              |

POPULATION SERVED FLUORIDATED DRINKING WATER BY SOURCE SYSTEM,  
CONSECUTIVE SYSTEM, AND COUNTY WITHIN STATE (AS OF 12/31/85)

# INDIANA

| WATER SYSTEM and<br>CONSECUTIVE SYSTEMS SERVED           | EPA<br>ID<br>NO | COUNTY    | CHEM<br>USED | STATUS | FLUOR<br>START<br>DATE | POP<br>SERVED | NATURAL SYSTEMS<br>NAT OPT<br>LEVEL LEVEL |
|--|-----------------|-----------|--------------|--------|------------------------|---------------|---|
| LYNN   | 5268004         | RANDOLPH  |              |        | NATL                   | 1385          | 1.0                                       |
| TOTAL POPULATION SERVED BY SOURCE WATER SYSTEM - - - - - |                 |           |              |        |                        | 1385          |   |
| LYNNVILLE  | 5287006         | WARRICK   | NaF          | ADJ    | /83                    | 900           | 1.0                                       |
| TOTAL POPULATION SERVED BY SOURCE WATER SYSTEM - - - - - |                 |           |              |        |                        | 900           |   |
| LYONS  | 5228006         | GREENE    | NaF          | ADJ    | /52                    | 700           | 1.0                                       |
| TOTAL POPULATION SERVED BY SOURCE WATER SYSTEM - - - - - |                 |           |              |        |                        | 700           |   |
| MADISON  | 5239006         | JEFFERSON | NaF          | ADJ    | /68                    | 12472         | 1.0                                       |
| CANAAN WTR CO (PART)                                     | 5239001         | JEFFERSON |              | CONS   |                        | 1750          |   |
| DUPONT   | 5240004         | JEFFERSON |              | CONS   |                        | 2332          |   |
| RYKER RIDGE  | 5239007         | JEFFERSON |              | CONS   |                        | 1600          |   |
| TOTAL POPULATION SERVED BY SOURCE WATER SYSTEM - - - - - |                 |           |              |        |                        | 18154         |   |
| MARION   | 5227014         | GRANT     | NaSiF6       | ADJ    | /52                    | 36000         | 1.0                                       |
| TOTAL POPULATION SERVED BY SOURCE WATER SYSTEM - - - - - |                 |           |              |        |                        | 36000         |   |
| MARKLE   | 5235006         | WELLS     | NaF          | ADJ    | /85                    | 1000          | 1.0                                       |
| TOTAL POPULATION SERVED BY SOURCE WATER SYSTEM - - - - - |                 |           |              |        |                        | 1000          |   |
| MARRS ELEM   |                 | POSEY     | NaF          | ADJ    | /77                    | 343           | 4.5                                       |
| TOTAL POPULATION SERVED BY SOURCE WATER SYSTEM - - - - - |                 |           |              |        |                        | 343           |   |
| MARTINSVILLE   | 5255009         | MORGAN    | NaF          | ADJ    | /53                    | 13000         | 1.0                                       |
| TOTAL POPULATION SERVED BY SOURCE WATER SYSTEM - - - - - |                 |           |              |        |                        | 13000         |   |
| MARY FEESER ELEM   |                 | ELKHART   | NaF          | ADJ    | /76                    | 476           | 4.5                                       |
| TOTAL POPULATION SERVED BY SOURCE WATER SYSTEM - - - - - |                 |           |              |        |                        | 476           |   |
| MAXWELL MIDDLE   |                 | HANCOCK   | NaF          | ADJ    | /76                    | 230           | 4.5                                       |
| TOTAL POPULATION SERVED BY SOURCE WATER SYSTEM - - - - - |                 |           |              |        |                        | 230           |   |
| MECCA  | 5261004         | PARKE     |              |        | NATL                   | 500           | 1.3                                       |
| TOTAL POPULATION SERVED BY SOURCE WATER SYSTEM - - - - - |                 |           |              |        |                        | 500           |   |

POPULATION SERVED FLUORIDATED DRINKING WATER BY SOURCE SYSTEM,  
CONSECUTIVE SYSTEM, AND COUNTY WITHIN STATE (AS OF 12/31/85)

**INDIANA**

| WATER SYSTEM and<br>CONSECUTIVE SYSTEMS SERVED           | EPA<br>ID<br>NO    | COUNTY               | CHEM<br>USED | STATUS       | FLUOR<br>START<br>DATE | POP<br>SERVED | NATURAL SYSTEMS<br>NAT OPT<br>LEVEL LEVEL |
|--|--------------------|----------------------|--------------|--------------|------------------------|---------------|---|
| MEDARYVILLE  | 5266003            | PULASKI              |              | NATL         |                        | 896           | 1.4                                       |
| TOTAL POPULATION SERVED BY SOURCE WATER SYSTEM - - - - - |                    |                      |              |              |                        | 896           |   |
| MEDORA   | 5236004            | JACKSON              | NaF          | ADJ          | /83                    | 500           | 1.0                                       |
| TOTAL POPULATION SERVED BY SOURCE WATER SYSTEM - - - - - |                    |                      |              |              |                        | 500           |   |
| MICHIGAN CITY<br>MICHIANA, MI                            | 5246020<br>0004320 | LA PORTE<br>BERRIAN  | NaSiF6       | ADJ<br>CONS  | /52                    | 40000<br>960  | 1.0                                       |
| TOTAL POPULATION SERVED BY SOURCE WATER SYSTEM - - - - - |                    |                      |              |              |                        | 40960         |   |
| MIDDLEBURY   | 5220014            | ELKHART              | NaF          | ADJ          | /80                    | 1650          | 1.0                                       |
| TOTAL POPULATION SERVED BY SOURCE WATER SYSTEM - - - - - |                    |                      |              |              |                        | 1650          |   |
| MIDDLETOWN   | 5233008            | HENRY                | NaF          | ADJ          | /78                    | 2046          | 1.0                                       |
| TOTAL POPULATION SERVED BY SOURCE WATER SYSTEM - - - - - |                    |                      |              |              |                        | 2046          |   |
| MILFORD  | 5243017            | KOSCIUSKO            | NaF          | ADJ          | /83                    | 1200          | 1.0                                       |
| TOTAL POPULATION SERVED BY SOURCE WATER SYSTEM - - - - - |                    |                      |              |              |                        | 1200          |   |
| MILFORD ELEM   |                    | LAGRANGE             |              | ADJ          | /77                    | 130           | 4.5                                       |
| TOTAL POPULATION SERVED BY SOURCE WATER SYSTEM - - - - - |                    |                      |              |              |                        | 130           |   |
| MILLERSBURG  | 5220015            | ELKHART              | NaF          | ADJ          | /83                    | 809           | 1.0                                       |
| TOTAL POPULATION SERVED BY SOURCE WATER SYSTEM - - - - - |                    |                      |              |              |                        | 809           |   |
| MILLS CREEK ELEM   |                    | LAPORTE              | NaF          | ADJ          | /74                    | 147           | 4.5                                       |
| TOTAL POPULATION SERVED BY SOURCE WATER SYSTEM - - - - - |                    |                      |              |              |                        | 147           |   |
| MILLTOWN<br>MARENCO                                      | 5213006<br>5213005 | CRAWFORD<br>CRAWFORD |              | NATL<br>CONS |                        | 950<br>820    | 1.6                                       |
| TOTAL POPULATION SERVED BY SOURCE WATER SYSTEM - - - - - |                    |                      |              |              |                        | 1770          |   |
| MISHAWAKA  | 5271009            | ST. JOSEPH           | Acid         | ADJ          | /61                    | 40000         | 1.0                                       |
| TOTAL POPULATION SERVED BY SOURCE WATER SYSTEM - - - - - |                    |                      |              |              |                        | 40000         |   |
| MITCHELL   | 5247003            | LAWRENCE             | NaF          | ADJ          | /75                    | 4100          | 1.0                                       |
| TOTAL POPULATION SERVED BY SOURCE WATER SYSTEM - - - - - |                    |                      |              |              |                        | 4100          |   |

POPULATION SERVED FLUORIDATED DRINKING WATER BY SOURCE SYSTEM,  
CONSECUTIVE SYSTEM, AND COUNTY WITHIN STATE (AS OF 12/31/85)

**INDIANA**

| WATER SYSTEM and<br>CONSECUTIVE SYSTEMS SERVED           | EPA<br>ID<br>NO | COUNTY    | CHEM<br>USED | STATUS | FLUOR<br>START<br>DATE | POP<br>SERVED | NATURAL SYSTEMS<br>NAT<br>LEVEL | OPT<br>LEVEL |
|--|-----------------|-----------|--------------|--------|------------------------|---------------|---------------------------------|--------------|
| MONON  | 5291010         | WHITE     | NaF          | ADJ    | /59                    | 1500          |                                 | 1.0          |
| TOTAL POPULATION SERVED BY SOURCE WATER SYSTEM - - - - - |                 |           |              |        |                        | 1500          |                                 |              |
| MONROE   | 5242008         | ADAMS     |              | NATL   |                        | 800           |                                 | 1.5          |
| TOTAL POPULATION SERVED BY SOURCE WATER SYSTEM - - - - - |                 |           |              |        |                        | 800           |                                 |              |
| MONROEVILLE  | 5202008         | ALLEN     |              | NATL   |                        | 1364          |                                 | 0.8          |
| TOTAL POPULATION SERVED BY SOURCE WATER SYSTEM - - - - - |                 |           |              |        |                        | 1364          |                                 |              |
| MONTGOMERY   | 5214004         | DAVIESS   | NaF          | ADJ    | /70                    | 560           |                                 | 1.0          |
| TOTAL POPULATION SERVED BY SOURCE WATER SYSTEM - - - - - |                 |           |              |        |                        | 560           |                                 |              |
| MONTICELLO   | 5291011         | WHITE     | Acid         | ADJ    | /69                    | 6100          |                                 | 1.0          |
| TOTAL POPULATION SERVED BY SOURCE WATER SYSTEM - - - - - |                 |           |              |        |                        | 6100          |                                 |              |
| MONTPELIER   | 5205004         | BLACKFORD | NaF          | ADJ    | /67                    | 2000          |                                 | 1.0          |
| TOTAL POPULATION SERVED BY SOURCE WATER SYSTEM - - - - - |                 |           |              |        |                        | 2000          |                                 |              |
| MOORESVILLE  | 5255006         | MORGAN    | Acid         | ADJ    | /67                    | 7000          |                                 | 1.0          |
| HILL WC  | 5255005         | MORGAN    |              | CONS   |                        | 1000          |                                 |              |
| TOTAL POPULATION SERVED BY SOURCE WATER SYSTEM - - - - - |                 |           |              |        |                        | 8000          |                                 |              |
| MORGAN COUNTY RURAL WATER                                | 5255010         | MORGAN    | NaF          | ADJ    | /79                    | 2716          |                                 | 1.0          |
| TOTAL POPULATION SERVED BY SOURCE WATER SYSTEM - - - - - |                 |           |              |        |                        | 2716          |                                 |              |
| MORGAN TWP SCHOOL  |                 | PORTER    | NaF          | ADJ    | /80                    | 520           |                                 | 4.5          |
| TOTAL POPULATION SERVED BY SOURCE WATER SYSTEM - - - - - |                 |           |              |        |                        | 520           |                                 |              |
| MOROCCO  | 5256006         | NEWTON    | NaF          | ADJ    | /66                    | 1348          |                                 | 1.0          |
| TOTAL POPULATION SERVED BY SOURCE WATER SYSTEM - - - - - |                 |           |              |        |                        | 1348          |                                 |              |
| MORRISTOWN   | 5273003         | SHELBY    |              | NATL   |                        | 900           |                                 | 1.0          |
| TOTAL POPULATION SERVED BY SOURCE WATER SYSTEM - - - - - |                 |           |              |        |                        | 900           |                                 |              |
| MOUNT SUMMIT   | 5233009         | HENRY     | NaF          | ADJ    | /80                    | 477           |                                 | 1.0          |
| TOTAL POPULATION SERVED BY SOURCE WATER SYSTEM - - - - - |                 |           |              |        |                        | 477           |                                 |              |

POPULATION SERVED FLUORIDATED DRINKING WATER BY SOURCE SYSTEM,  
CONSECUTIVE SYSTEM, AND COUNTY WITHIN STATE (AS OF 12/31/85)

**INDIANA**

| WATER SYSTEM and<br>CONSECUTIVE SYSTEMS SERVED           | EPA<br>ID<br>NO | COUNTY     | CHEM<br>USED | STATUS | FLUOR<br>START<br>DATE | POP<br>SERVED | NATURAL SYSTEMS<br>NAT<br>LEVEL | OPT<br>LEVEL |
|--|-----------------|------------|--------------|--------|------------------------|---------------|---------------------------------|--------------|
| MOUNT VERNON   | 5265006         | POSEY      | NaSiF6       | ADJ    | /56                    | 7805          |                                 | 1.0          |
| TOTAL POPULATION SERVED BY SOURCE WATER SYSTEM - - - - - |                 |            |              |        |                        | 7805          |                                 |              |
| MUNCIE-IN CITIES W CO                                    | 5218012         | DELAWARE   | Acid         | ADJ    | /57                    | 80000         |                                 | 1.0          |
| TOTAL POPULATION SERVED BY SOURCE WATER SYSTEM - - - - - |                 |            |              |        |                        | 80000         |                                 |              |
| NAPPANEE   | 5220016         | ELKHART    | NaF          | ADJ    | /68                    | 4700          |                                 | 1.0          |
| TOTAL POPULATION SERVED BY SOURCE WATER SYSTEM - - - - - |                 |            |              |        |                        | 4700          |                                 |              |
| NEEDHAM ELEM   |                 | JOHNSON    | NaF          | ADJ    | /76                    | 216           |                                 | 4.5          |
| TOTAL POPULATION SERVED BY SOURCE WATER SYSTEM - - - - - |                 |            |              |        |                        | 216           |                                 |              |
| NEW ALBANY   | 5222005         | FLOYD      | Acid         | ADJ    | /69                    | 40000         |                                 | 1.0          |
| TOTAL POPULATION SERVED BY SOURCE WATER SYSTEM - - - - - |                 |            |              |        |                        | 40000         |                                 |              |
| NEW CARLISLE   | 5271011         | ST. JOSEPH | NaF          | ADJ    | /53                    | 1500          |                                 | 1.0          |
| TOTAL POPULATION SERVED BY SOURCE WATER SYSTEM - - - - - |                 |            |              |        |                        | 1500          |                                 |              |
| NEW CASTLE   | 5233011         | HENRY      | Acid         | ADJ    | /54                    | 20056         |                                 | 1.0          |
| TOTAL POPULATION SERVED BY SOURCE WATER SYSTEM - - - - - |                 |            |              |        |                        | 20056         |                                 |              |
| NEW HARMONY  | 5265007         | POSEY      | NaF          | ADJ    | /85                    | 1080          |                                 | 1.0          |
| TOTAL POPULATION SERVED BY SOURCE WATER SYSTEM - - - - - |                 |            |              |        |                        | 1080          |                                 |              |
| NEW WHITELAND  | 5241006         | JOHNSON    |              | NATL   |                        | 4800          | 1.4                             |              |
| TOTAL POPULATION SERVED BY SOURCE WATER SYSTEM - - - - - |                 |            |              |        |                        | 4800          |                                 |              |
| NEWBURGH   | 5287004         | WARRICK    | Acid         | ADJ    | /66                    | 8700          |                                 | 1.0          |
| TOTAL POPULATION SERVED BY SOURCE WATER SYSTEM - - - - - |                 |            |              |        |                        | 8700          |                                 |              |
| NOBLESVILLE-IN CITIES W CO                               | 5229015         | HAMILTON   | Acid         | ADJ    | /70                    | 7507          |                                 | 1.0          |
| TOTAL POPULATION SERVED BY SOURCE WATER SYSTEM - - - - - |                 |            |              |        |                        | 7507          |                                 |              |
| NORTH JUDSON   | 5275003         | STARKE     |              | NATL   |                        | 2000          | 0.8                             |              |
| TOTAL POPULATION SERVED BY SOURCE WATER SYSTEM - - - - - |                 |            |              |        |                        | 2000          |                                 |              |

POPULATION SERVED FLUORIDATED DRINKING WATER BY SOURCE SYSTEM,  
CONSECUTIVE SYSTEM, AND COUNTY WITHIN STATE (AS OF 12/31/85)

# INDIANA

| WATER SYSTEM and<br>CONSECUTIVE SYSTEMS SERVED           | EPA<br>ID<br>NO | COUNTY     | CHEM<br>USED | STATUS | FLUOR<br>START<br>DATE | POP<br>SERVED | NATURAL<br>NAT<br>LEVEL | SYSTEMS<br>OPT<br>LEVEL |
|--|-----------------|------------|--------------|--------|------------------------|---------------|-------------------------|-------------------------|
| NORTH LAWRENCE   | 5247004         | LAWRENCE   | NaF          | ADJ    | /83                    | 5256          |                         | 1.0                     |
| TOTAL POPULATION SERVED BY SOURCE WATER SYSTEM - - - - - |                 |            |              |        |                        | 5256          |                         |                         |
| NORTH LIBERTY  | 5271010         | ST. JOSEPH | NaF          | ADJ    | /76                    | 1200          |                         | 1.0                     |
| TOTAL POPULATION SERVED BY SOURCE WATER SYSTEM - - - - - |                 |            |              |        |                        | 1200          |                         |                         |
| NORTH MADISON ELEM                                       |                 | MORGAN     | NaF          | ADJ    | /79                    | 258           |                         | 4.5                     |
| TOTAL POPULATION SERVED BY SOURCE WATER SYSTEM - - - - - |                 |            |              |        |                        | 258           |                         |                         |
| NORTH SALEM  | 5232017         | HENDRICKS  |              | NATL   |                        | 600           | 0.8                     |                         |
| TOTAL POPULATION SERVED BY SOURCE WATER SYSTEM - - - - - |                 |            |              |        |                        | 600           |                         |                         |
| NORTH VERNON   | 5240008         | JENNINGS   | NaF          | ADJ    | /65                    | 5200          |                         | 1.0                     |
| BURNT PINES WATER ASSN                                   | 5240001         | JENNINGS   |              | CONS   |                        | 430           |                         |                         |
| HAYDEN WIR ASSN  | 5240005         | JENNINGS   |              | CONS   |                        | 1344          |                         |                         |
| VERNON   | 5240009         | JENNINGS   |              | CONS   |                        | 529           |                         |                         |
| TOTAL POPULATION SERVED BY SOURCE WATER SYSTEM - - - - - |                 |            |              |        |                        | 7503          |                         |                         |
| OAKLAND CITY   | 5226005         | GIBSON     | NaF          | ADJ    | /81                    | 3200          |                         | 1.0                     |
| TOTAL POPULATION SERVED BY SOURCE WATER SYSTEM - - - - - |                 |            |              |        |                        | 3200          |                         |                         |
| OAKTOWN  | 5242009         | KNOX       | NaF          | ADJ    | /75                    | 900           |                         | 1.0                     |
| TOTAL POPULATION SERVED BY SOURCE WATER SYSTEM - - - - - |                 |            |              |        |                        | 900           |                         |                         |
| ODON   | 5214005         | DAVISS     | NaF          | ADJ    | /83                    | 1500          |                         | 1.0                     |
| TOTAL POPULATION SERVED BY SOURCE WATER SYSTEM - - - - - |                 |            |              |        |                        | 1500          |                         |                         |
| OREGON-DAVIS CORP  |                 | STARKE     | NaF          | ADJ    |                        | 727           |                         | 4.5                     |
| TOTAL POPULATION SERVED BY SOURCE WATER SYSTEM - - - - - |                 |            |              |        |                        | 727           |                         |                         |
| ORLEANS  | 5259003         | ORANGE     |              | NATL   |                        | 2035          | 1.1                     |                         |
| TOTAL POPULATION SERVED BY SOURCE WATER SYSTEM - - - - - |                 |            |              |        |                        | 2035          |                         |                         |
| OSGOOD   | 5269004         | RIPLEY     | NaSiF6       | ADJ    | /66                    | 1300          |                         | 1.0                     |
| NAPOLEON COMMUNITY RW ASSN                               | 5269007         | RIPLEY     |              | CONS   |                        | 641           |                         |                         |
| TOTAL POPULATION SERVED BY SOURCE WATER SYSTEM - - - - - |                 |            |              |        |                        | 1941          |                         |                         |



POPULATION SERVED FLUORIDATED DRINKING WATER BY SOURCE SYSTEM,  
CONSECUTIVE SYSTEM, AND COUNTY WITHIN STATE (AS OF 12/31/85)

## INDIANA

| WATER SYSTEM and<br>CONSECUTIVE SYSTEMS SERVED           | EPA<br>ID<br>NO | COUNTY               | CHEM<br>USED | STATUS | FLUOR<br>START<br>DATE | POP<br>SERVED | NATURAL SYSTEMS |              |
|--|-----------------|----------------------|--------------|--------|------------------------|---------------|-----------------|--------------|
|  |                 |                      |              |        |                        |               | NAT<br>LEVEL    | OPT<br>LEVEL |
| OSLO ELEM  |                 | ELKHART              |              | ADJ    | /76                    | 400           |                 | 4.5          |
| TOTAL POPULATION SERVED BY SOURCE WATER SYSTEM - - - - - |                 |                      |              |        |                        | 400           |                 |              |
| OSSIAN   | 5290002         | WELLS                |              | NATL   |                        | 1900          | 1.0             |              |
| TOTAL POPULATION SERVED BY SOURCE WATER SYSTEM - - - - - |                 |                      |              |        |                        | 1900          |                 |              |
| OIWELL   | 5263001         | PIKE                 | NaF          | ADJ    | /84                    | 2000          |                 | 1.0          |
| TOTAL POPULATION SERVED BY SOURCE WATER SYSTEM - - - - - |                 |                      |              |        |                        | 2000          |                 |              |
| OWENSVILLE   | 5226006         | GIBSON               | NaF          | ADJ    | /82                    | 1276          |                 | 1.0          |
| TOTAL POPULATION SERVED BY SOURCE WATER SYSTEM - - - - - |                 |                      |              |        |                        | 1276          |                 |              |
| OX-BOW ELEM  |                 | ELKHART              | NaF          | ADJ    | /76                    | 360           |                 | 4.5          |
| TOTAL POPULATION SERVED BY SOURCE WATER SYSTEM - - - - - |                 |                      |              |        |                        | 360           |                 |              |
| OXFORD   | 5204005         | BENTON               | NaF          | ADJ    | /83                    | 1300          |                 | 1.0          |
| TOTAL POPULATION SERVED BY SOURCE WATER SYSTEM - - - - - |                 |                      |              |        |                        | 1300          |                 |              |
| PAOLI  | 5259004         | ORANGE               | NaSiF6       | ADJ    | /65                    | 5000          |                 | 1.0          |
| TOTAL POPULATION SERVED BY SOURCE WATER SYSTEM - - - - - |                 |                      |              |        |                        | 5000          |                 |              |
| PARAGON  | 5255013         | MORGAN               | NaF          | ADJ    | /81                    | 536           |                 | 1.0          |
| TOTAL POPULATION SERVED BY SOURCE WATER SYSTEM - - - - - |                 |                      |              |        |                        | 536           |                 |              |
| PARKER CITY  | 5268007         | RANDOLPH             | NaF          | ADJ    | /82                    | 1440          |                 | 1.0          |
| TOTAL POPULATION SERVED BY SOURCE WATER SYSTEM - - - - - |                 |                      |              |        |                        | 1440          |                 |              |
| PATOKA LAKE REGIONAL WIR DIST                            | 5219012         | GBSN/DUBS/SPNCR/CRWF | Acid         | ADJ    | /80                    | 980           |                 | 1.0          |
| DALE   | 5274002         | SPENCER              |              | CONS   |                        | 1700          |                 |              |
| DUBOIS WATER UTIL (PART)                                 | 5219002         | DUBOIS               |              | CONS   |                        | 479           |                 |              |
| ENGLISH  | 5213002         | CRAWFORD             |              | CONS   |                        | 633           |                 |              |
| GRANTSBURG   | 5213003         | CRAWFORD             |              | CONS   |                        | 389           |                 |              |
| PATOKA WATER CO INC                                      | 5213007         | CRAWFORD             |              | CONS   |                        | 820           |                 |              |
| ST MEINARD   | 5274013         | SPENCER              |              | CONS   |                        | 690           |                 |              |
| TOTAL POPULATION SERVED BY SOURCE WATER SYSTEM - - - - - |                 |                      |              |        |                        | 5691          |                 |              |
| PATRIOT  | 5278001         | SWITZERLAND          | Acid         | ADJ    | /81                    | 3972          |                 | 1.0          |

POPULATION SERVED FLUORIDATED DRINKING WATER BY SOURCE SYSTEM,  
CONSECUTIVE SYSTEM, AND COUNTY WITHIN STATE (AS OF 12/31/85)

## INDIANA

| WATER SYSTEM and<br>CONSECUTIVE SYSTEMS SERVED           | EPA<br>ID<br>NO    | COUNTY       | CHEM<br>USED | STATUS      | FLUOR<br>START<br>DATE | POP<br>SERVED | NATURAL SYSTEMS<br>NAT<br>LEVEL | OPT<br>LEVEL |
|--|--------------------|--------------|--------------|-------------|------------------------|---------------|---------------------------------|--------------|
| CANAAN WTR CO (PART)                                     | 5239001            | JEFFERSON    |              | CONS        |                        | 1750          |                                 |              |
| TOTAL POPULATION SERVED BY SOURCE WATER SYSTEM - - - - - |                    |              |              |             |                        | 5722          |                                 |              |
| PENDLETON  | 5248019            | MADISON      | NaF          | ADJ         | /73                    | 2495          |                                 | 1.0          |
| TOTAL POPULATION SERVED BY SOURCE WATER SYSTEM - - - - - |                    |              |              |             |                        | 2495          |                                 |              |
| PENNVILLE  | 5238006            | JAY          |              | NATL        |                        | 805           | 1.4                             |              |
| TOTAL POPULATION SERVED BY SOURCE WATER SYSTEM - - - - - |                    |              |              |             |                        | 805           |                                 |              |
| PERRY ELEM   |                    | DELAWARE     | NaF          | ADJ         | /76                    | 239           |                                 | 4.5          |
| TOTAL POPULATION SERVED BY SOURCE WATER SYSTEM - - - - - |                    |              |              |             |                        | 239           |                                 |              |
| PERSHING ELEM  |                    | WAYNE        | NaF          | ADJ         | /78                    | 113           |                                 | 4.5          |
| TOTAL POPULATION SERVED BY SOURCE WATER SYSTEM - - - - - |                    |              |              |             |                        | 113           |                                 |              |
| PERU   | 5252016            | MIAMI        | Acid         | ADJ         | /69                    | 15000         |                                 | 1.0          |
| TOTAL POPULATION SERVED BY SOURCE WATER SYSTEM - - - - - |                    |              |              |             |                        | 15000         |                                 |              |
| PETERSBURG<br>PIKE-GIBSON                                | 5263002<br>5263003 | PIKE<br>PIKE | NaF          | ADJ<br>CONS | /74                    | 2987<br>5103  |                                 | 1.0          |
| TOTAL POPULATION SERVED BY SOURCE WATER SYSTEM - - - - - |                    |              |              |             |                        | 8090          |                                 |              |
| PIERCETON  | 5243018            | KOSCIUSKO    |              | NATL        |                        | 1082          | 0.8                             |              |
| TOTAL POPULATION SERVED BY SOURCE WATER SYSTEM - - - - - |                    |              |              |             |                        | 1082          |                                 |              |
| PINE ELEM  |                    | PORTER       | NaF          | ADJ         | /79                    | 317           |                                 | 4.5          |
| TOTAL POPULATION SERVED BY SOURCE WATER SYSTEM - - - - - |                    |              |              |             |                        | 317           |                                 |              |
| PITTSBORO  | 5232019            | HENDRICKS    |              | NATL        |                        | 900           | 0.8                             |              |
| TOTAL POPULATION SERVED BY SOURCE WATER SYSTEM - - - - - |                    |              |              |             |                        | 900           |                                 |              |
| PITTSBURG ELEM   |                    | CARROLL      |              | ADJ         | /73                    | 100           |                                 | 4.5          |
| TOTAL POPULATION SERVED BY SOURCE WATER SYSTEM - - - - - |                    |              |              |             |                        | 100           |                                 |              |
| PLAINFIELD   | 5232020            | HENDRICKS    | Acid         | ADJ         | /84                    | 9080          |                                 | 1.0          |
| TOTAL POPULATION SERVED BY SOURCE WATER SYSTEM - - - - - |                    |              |              |             |                        | 9080          |                                 |              |

POPULATION SERVED FLUORIDATED DRINKING WATER BY SOURCE SYSTEM,  
CONSECUTIVE SYSTEM, AND COUNTY WITHIN STATE (AS OF 12/31/85)

**INDIANA**

| WATER SYSTEM and<br>CONSECUTIVE SYSTEMS SERVED           | EPA<br>ID<br>NO | COUNTY     | CHEM<br>USED | STATUS | FLUOR<br>START<br>DATE | POP<br>SERVED | NATURAL SYSTEMS<br>NAT<br>LEVEL | OPT<br>LEVEL |
|--|-----------------|------------|--------------|--------|------------------------|---------------|---------------------------------|--------------|
| PLEASANT LAKE ELEM                                       |                 | STEBEN     | Acid         | ADJ    | /69                    | 211           |                                 | 4.5          |
| TOTAL POPULATION SERVED BY SOURCE WATER SYSTEM - - - - - |                 |            |              |        |                        | 211           |                                 |              |
| PLYMOUTH   | 5250010         | MARSHALL   | NaSiF6       | ADJ    | /69                    | 9000          |                                 | 1.0          |
| TOTAL POPULATION SERVED BY SOURCE WATER SYSTEM - - - - - |                 |            |              |        |                        | 9000          |                                 |              |
| PLYMOUTH WEST ELEM                                       |                 | MARSHALL   | NaF          | ADJ    | /76                    | 286           |                                 | 4.5          |
| TOTAL POPULATION SERVED BY SOURCE WATER SYSTEM - - - - - |                 |            |              |        |                        | 286           |                                 |              |
| PORTLAND   | 5238007         | JAY        |              | NATL   |                        | 7500          | 0.0                             |              |
| TOTAL POPULATION SERVED BY SOURCE WATER SYSTEM - - - - - |                 |            |              |        |                        | 7500          |                                 |              |
| POSEYVILLE   | 5265008         | POSEY      | NaF          | ADJ    | /82                    | 1100          |                                 | 1.0          |
| TOTAL POPULATION SERVED BY SOURCE WATER SYSTEM - - - - - |                 |            |              |        |                        | 1100          |                                 |              |
| PRAIRIE HEIGHTS ELEM                                     |                 | LACRANGE   |              | ADJ    | /77                    | 1140          |                                 | 4.5          |
| TOTAL POPULATION SERVED BY SOURCE WATER SYSTEM - - - - - |                 |            |              |        |                        | 1140          |                                 |              |
| PRINCE'S LAKE UTILITY                                    | 5241007         | JOHNSON    | NaF          | ADJ    | /73                    | 2100          |                                 | 1.0          |
| CORDRY-SWEETWATER CONSER DIST                            | 5207004         | JOHNSON    |              | CONS   |                        | 1800          |                                 |              |
| TOTAL POPULATION SERVED BY SOURCE WATER SYSTEM - - - - - |                 |            |              |        |                        | 3900          |                                 |              |
| PRINCETON  | 5226008         | GIBSON     | NaSiF6       | ADJ    | /57                    | 9000          |                                 | 1.0          |
| PATOKA   | 5226007         | GIBSON     |              | CONS   |                        | 840           |                                 |              |
| TOTAL POPULATION SERVED BY SOURCE WATER SYSTEM - - - - - |                 |            |              |        |                        | 9840          |                                 |              |
| PURDUE UNIVERSITY  | 5279015         | TIPPECANOE | NaF          | ADJ    | /69                    | 12000         |                                 | 1.0          |
| TOTAL POPULATION SERVED BY SOURCE WATER SYSTEM - - - - - |                 |            |              |        |                        | 12000         |                                 |              |
| PURITAN UTILITIES  |                 | ALLEN      |              | NATL   |                        | 7254          | 0.0                             |              |
| TOTAL POPULATION SERVED BY SOURCE WATER SYSTEM - - - - - |                 |            |              |        |                        | 7254          |                                 |              |
| RAMSEY   | 5231005         | HARRISON   | Acid         | ADJ    | /84                    | 5590          |                                 | 1.0          |
| FLOYDS KNOB  | 5222002         | FLOYD      |              | CONS   |                        | 2324          |                                 |              |
| GEORGETOWN   | 5222003         | FLOYD      |              | CONS   |                        | 1500          |                                 |              |
| PALMYRA (PART)   | 5231004         | HARRISON   |              | CONS   |                        | 1000          |                                 |              |
| TOTAL POPULATION SERVED BY SOURCE WATER SYSTEM - - - - - |                 |            |              |        |                        | 10414         |                                 |              |

POPULATION SERVED FLUORIDATED DRINKING WATER BY SOURCE SYSTEM,  
CONSECUTIVE SYSTEM, AND COUNTY WITHIN STATE (AS OF 12/31/85)

**INDIANA**

| WATER SYSTEM and<br>CONSECUTIVE SYSTEMS SERVED           | EPA<br>ID<br>NO | COUNTY     | CHEM<br>USED | STATUS | FLUOR<br>START<br>DATE | POP<br>SERVED | NATURAL SYSTEMS<br>NAT OPT<br>LEVEL LEVEL |
|--|-----------------|------------|--------------|--------|------------------------|---------------|---|
| REDKEY   | 5238008         | JAY        |              |        | NATL                   | 1700          | 1.5                                       |
| TOTAL POPULATION SERVED BY SOURCE WATER SYSTEM - - - - - |                 |            |              |        |                        | 1700          |   |
| RENSSELAER   | 5237005         | JASPER     | NaF          | ADJ    | /65                    | 5000          | 1.0                                       |
| TOTAL POPULATION SERVED BY SOURCE WATER SYSTEM - - - - - |                 |            |              |        |                        | 5000          |   |
| REYNOLDS   | 5291013         | WHITE      | NaF          | ADJ    | /79                    | 686           | 1.0                                       |
| TOTAL POPULATION SERVED BY SOURCE WATER SYSTEM - - - - - |                 |            |              |        |                        | 686           |   |
| RICHMOND--IN CITIES W CO                                 | 5289012         | WAYNE      | Acid         | ADJ    | /63                    | 48800         | 1.0                                       |
| TOTAL POPULATION SERVED BY SOURCE WATER SYSTEM - - - - - |                 |            |              |        |                        | 48800         |   |
| RIDGEVILLE   | 5268008         | RANDOLPH   | NaF          | ADJ    | /84                    | 936           | 1.0                                       |
| TOTAL POPULATION SERVED BY SOURCE WATER SYSTEM - - - - - |                 |            |              |        |                        | 936           |   |
| RILEY  | 5243020         | VIGO       |              |        | NATL                   | 1008          | 1.5                                       |
| TOTAL POPULATION SERVED BY SOURCE WATER SYSTEM - - - - - |                 |            |              |        |                        | 1008          |   |
| RISING SUN   | 5258002         | OHIO       | NaF          | ADJ    | /84                    | 2500          | 1.0                                       |
| TOTAL POPULATION SERVED BY SOURCE WATER SYSTEM - - - - - |                 |            |              |        |                        | 2500          |   |
| RIVERSIDE  | 5210008         | CLARK      | NaF          | ADJ    | /84                    | 1700          | 1.0                                       |
| OAK PARK   | 5210007         | CLARK      |              | CONS   |                        | 1350          |   |
| TOTAL POPULATION SERVED BY SOURCE WATER SYSTEM - - - - - |                 |            |              |        |                        | 3050          |   |
| ROACHDALE  | 5267007         | PUTNAM     | NaF          | ADJ    | /80                    | 2000          | 1.0                                       |
| TOTAL POPULATION SERVED BY SOURCE WATER SYSTEM - - - - - |                 |            |              |        |                        | 2000          |   |
| ROANOKE  | 5235009         | HUNTINGTON |              |        | NATL                   | 1200          | 1.2                                       |
| TOTAL POPULATION SERVED BY SOURCE WATER SYSTEM - - - - - |                 |            |              |        |                        | 1200          |   |
| ROCHESTER  | 5225006         | FULTON     | NaF          | ADJ    | /65                    | 5000          | 1.0                                       |
| TOTAL POPULATION SERVED BY SOURCE WATER SYSTEM - - - - - |                 |            |              |        |                        | 5000          |   |
| ROCKPORT--IN CITIES W CO                                 | 5274007         | SPENCER    | Acid         | ADJ    | /61                    | 2100          | 1.0                                       |
| TOTAL POPULATION SERVED BY SOURCE WATER SYSTEM - - - - - |                 |            |              |        |                        | 2100          |   |

POPULATION SERVED FLUORIDATED DRINKING WATER BY SOURCE SYSTEM,  
CONSECUTIVE SYSTEM, AND COUNTY WITHIN STATE (AS OF 12/31/85)

## INDIANA

| WATER SYSTEM and<br>CONSECUTIVE SYSTEMS SERVED           | EPA<br>ID<br>NO | COUNTY     | CHEM<br>USED | STATUS | FLUOR<br>START<br>DATE | POP<br>SERVED | NATURAL SYSTEMS<br>NAT<br>LEVEL | OPT<br>LEVEL |
|--|-----------------|------------|--------------|--------|------------------------|---------------|---------------------------------|--------------|
| ROME CITY ELEM & MIDDLE                                  |                 | NOBLE      | NaF          | ADJ    | /78                    | 650           |                                 | 4.5          |
| TOTAL POPULATION SERVED BY SOURCE WATER SYSTEM - - - - - |                 |            |              |        |                        | 650           |                                 |              |
| ROYAL CENTER   | 5209008         | CASS       |              | NATL   |                        | 989           | 0.7                             |              |
| TOTAL POPULATION SERVED BY SOURCE WATER SYSTEM - - - - - |                 |            |              |        |                        | 989           |                                 |              |
| RUSHVILLE  | 5270005         | RUSH       | Acid         | ADJ    | /58                    | 6200          |                                 | 1.0          |
| TOTAL POPULATION SERVED BY SOURCE WATER SYSTEM - - - - - |                 |            |              |        |                        | 6200          |                                 |              |
| RUSSIAVILLE  | 5234008         | HOWARD     |              | NATL   |                        | 967           | 1.0                             |              |
| TOTAL POPULATION SERVED BY SOURCE WATER SYSTEM - - - - - |                 |            |              |        |                        | 967           |                                 |              |
| SALEM  | 5288005         | WASHINGTON | NaSiF6       | ADJ    | /67                    | 7000          |                                 | 1.0          |
| EAST WASHINGTON  | 5288002         | WASHINGTON |              | CONS   |                        | 2400          |                                 |              |
| PALMYRA (PART)   | 5231004         | HARRISON   |              | CONS   |                        | 1000          |                                 |              |
| NEW PEKIN  | 5288004         | WASHINGTON |              | CONS   |                        | 1296          |                                 |              |
| TOTAL POPULATION SERVED BY SOURCE WATER SYSTEM - - - - - |                 |            |              |        |                        | 11696         |                                 |              |
| SAN PIERRE ELEM  |                 | STARKE     |              | ADJ    | /74                    | 120           |                                 | 4.5          |
| TOTAL POPULATION SERVED BY SOURCE WATER SYSTEM - - - - - |                 |            |              |        |                        | 120           |                                 |              |
| SANTA CLAUS  | 5274010         | SPENCER    | NaF          | ADJ    | /79                    | 1120          |                                 | 1.0          |
| SANTA LAHILL   | 5274011         | GIBSON     |              | CONS   |                        | 711           |                                 |              |
| TOTAL POPULATION SERVED BY SOURCE WATER SYSTEM - - - - - |                 |            |              |        |                        | 1831          |                                 |              |
| SCHNEIDER  | 5245042         | LAKE       |              | NATL   |                        | 480           | 0.7                             |              |
| TOTAL POPULATION SERVED BY SOURCE WATER SYSTEM - - - - - |                 |            |              |        |                        | 480           |                                 |              |
| SCOTTSBURG   | 5272001         | SCOTT      | NaF          | ADJ    | /67                    | 6000          |                                 | 1.0          |
| TOTAL POPULATION SERVED BY SOURCE WATER SYSTEM - - - - - |                 |            |              |        |                        | 6000          |                                 |              |
| SE FOUNTAIN SCHOOL                                       |                 | FOUNTAIN   | NaF          | ADJ    | /77                    | 1371          |                                 | 4.5          |
| TOTAL POPULATION SERVED BY SOURCE WATER SYSTEM - - - - - |                 |            |              |        |                        | 1371          |                                 |              |
| SELLERSBURG  | 5210010         | CLARK      | NaF          | ADJ    | /67                    | 6883          |                                 | 1.0          |
| RURAL MEMBERSHIP   | 5210009         | CLARK      |              | CONS   |                        | 2860          |                                 |              |
| SILVER CREEK   | 5210011         | CLARK      |              | CONS   |                        | 4275          |                                 |              |

POPULATION SERVED FLUORIDATED DRINKING WATER BY SOURCE SYSTEM,  
CONSECUTIVE SYSTEM, AND COUNTY WITHIN STATE (AS OF 12/31/85)

INDIANA

| WATER SYSTEM and<br>CONSECUTIVE SYSTEMS SERVED           | EPA<br>ID<br>NO | COUNTY                               | CHEM<br>USED | STATUS              | FLUOR<br>START<br>DATE | POP<br>SERVED        | NATURAL SYSTEMS<br>NAT OPT<br>LEVEL LEVEL |
|--|-----------------|--------------------------------------|--------------|---------------------|------------------------|----------------------|---|
| SUNFLOWER VALLEY WTR CORP                                | 5210012         | CLARK                                |              | CONS                |                        | 140                  |   |
| TOTAL POPULATION SERVED BY SOURCE WATER SYSTEM - - - - - |                 |                                      |              |                     |                        | 14158                |   |
| SEYMOUR-IN CITIES W CO                                   | 5236005         | JACKSON                              | NaSiF6       | ADJ                 | /54                    | 13000                | 1.0                                       |
| TOTAL POPULATION SERVED BY SOURCE WATER SYSTEM - - - - - |                 |                                      |              |                     |                        | 13000                |   |
| SHADED ACRES   | 5268009         | RANDOLPH                             |              | NATL                |                        | 66                   | 1.0                                       |
| TOTAL POPULATION SERVED BY SOURCE WATER SYSTEM - - - - - |                 |                                      |              |                     |                        | 66                   |   |
| SHARPSVILLE  | 5280003         | TIPTON                               |              | NATL                |                        | 700                  | 1.0                                       |
| TOTAL POPULATION SERVED BY SOURCE WATER SYSTEM - - - - - |                 |                                      |              |                     |                        | 700                  |   |
| SHELBYVILLE-IN CITIES W CO                               | 5273002         | SHELBY                               | Acid         | ADJ                 | /65                    | 15200                | 1.0                                       |
| TOTAL POPULATION SERVED BY SOURCE WATER SYSTEM - - - - - |                 |                                      |              |                     |                        | 15200                |   |
| SHERIDAN   | 5229014         | HAMILTON                             |              | NATL                |                        | 2200                 | 1.3                                       |
| TOTAL POPULATION SERVED BY SOURCE WATER SYSTEM - - - - - |                 |                                      |              |                     |                        | 2200                 |   |
| SHIPSHEWANA  | 5244006         | LAGRANGE                             | NaF          | ADJ                 | /84                    | 480                  | 1.0                                       |
| TOTAL POPULATION SERVED BY SOURCE WATER SYSTEM - - - - - |                 |                                      |              |                     |                        | 480                  |   |
| SHIRLEY  | 5233013         | HENRY                                |              | NATL                |                        | 950                  | 1.3                                       |
| TOTAL POPULATION SERVED BY SOURCE WATER SYSTEM - - - - - |                 |                                      |              |                     |                        | 950                  |   |
| SILVER LAKE  | 5243021         | KOSCIUSKO                            |              | NATL                |                        | 672                  | 1.3                                       |
| TOTAL POPULATION SERVED BY SOURCE WATER SYSTEM - - - - - |                 |                                      |              |                     |                        | 672                  |   |
| SOUTH BEND<br>FARMINGTON SQUARE WTR SUP<br>ROSELAND      | 5271014         | ST. JOSEPH<br>ST JOSEPH<br>ST JOSEPH | Acid         | ADJ<br>CONS<br>CONS | /67                    | 127500<br>250<br>832 | 1.0                                       |
| TOTAL POPULATION SERVED BY SOURCE WATER SYSTEM - - - - - |                 |                                      |              |                     |                        | 128582               |   |
| SOUTH CENTRAL  |                 | LA PORTE                             | NaF          | ADJ                 | /76                    | 920                  | 4.5                                       |
| TOTAL POPULATION SERVED BY SOURCE WATER SYSTEM - - - - - |                 |                                      |              |                     |                        | 920                  |   |
| SOUTH HARRISON CO  | 5231006         | HARRISON                             | NaF          | ADJ                 | /81                    | 4000                 | 1.0                                       |
| TOTAL POPULATION SERVED BY SOURCE WATER SYSTEM - - - - - |                 |                                      |              |                     |                        | 4000                 |   |

POPULATION SERVED FLUORIDATED DRINKING WATER BY SOURCE SYSTEM,  
CONSECUTIVE SYSTEM, AND COUNTY WITHIN STATE (AS OF 12/31/85)

## INDIANA

| WATER SYSTEM and<br>CONSECUTIVE SYSTEMS SERVED           | EPA<br>ID<br>NO    | COUNTY           | CHEM<br>USED | STATUS      | FLUOR<br>START<br>DATE | POP<br>SERVED | NATURAL SYSTEMS<br>NAT<br>LEVEL | OPT<br>LEVEL |
|--|--------------------|------------------|--------------|-------------|------------------------|---------------|---------------------------------|--------------|
| SOUTH HAVEN WW   | 5264027            | PORTER           | Acid         | ADJ         | /81                    | 5930          |                                 | 1.0          |
| TOTAL POPULATION SERVED BY SOURCE WATER SYSTEM - - - - - |                    |                  |              |             |                        | 5930          |                                 |              |
| SOUTH WHITLEY  | 5292007            | WHITLEY          | Acid         | ADJ         | /64                    | 1575          |                                 | 1.0          |
| TOTAL POPULATION SERVED BY SOURCE WATER SYSTEM - - - - - |                    |                  |              |             |                        | 1575          |                                 |              |
| SOUTHWESTERN ELEM  |                    | SHELBY           |              | ADJ         | /78                    | 470           |                                 | 4.5          |
| TOTAL POPULATION SERVED BY SOURCE WATER SYSTEM - - - - - |                    |                  |              |             |                        | 470           |                                 |              |
| SPEEDWAY   | 5249008            | MARION           | NaSiF6       | ADJ         | /68                    | 17000         |                                 | 1.0          |
| TOTAL POPULATION SERVED BY SOURCE WATER SYSTEM - - - - - |                    |                  |              |             |                        | 17000         |                                 |              |
| SPRINGFIELD ELEM   |                    | LA PORTE         | NaF          | ADJ         | /79                    | 453           |                                 | 4.5          |
| TOTAL POPULATION SERVED BY SOURCE WATER SYSTEM - - - - - |                    |                  |              |             |                        | 453           |                                 |              |
| SPRINGS VALLEY REG WATER<br>NEW PROSPECT WTR CO          | 5259002<br>5259005 | ORANGE<br>ORANGE | NaF          | ADJ<br>CONS | /83                    | 2940<br>168   |                                 | 1.0          |
| TOTAL POPULATION SERVED BY SOURCE WATER SYSTEM - - - - - |                    |                  |              |             |                        | 3108          |                                 |              |
| SPURGEON   | 5263004            | PIKE             |              | NATL        |                        | 300           |                                 | 1.0          |
| TOTAL POPULATION SERVED BY SOURCE WATER SYSTEM - - - - - |                    |                  |              |             |                        | 300           |                                 |              |
| ST JOE   | 5217006            | DE KALB          |              | NATL        |                        | 850           |                                 | 1.0          |
| TOTAL POPULATION SERVED BY SOURCE WATER SYSTEM - - - - - |                    |                  |              |             |                        | 850           |                                 |              |
| ST JOHN  | 5245043            | LAKE             | NaF          | ADJ         | /82                    | 4100          |                                 | 1.0          |
| TOTAL POPULATION SERVED BY SOURCE WATER SYSTEM - - - - - |                    |                  |              |             |                        | 4100          |                                 |              |
| ST PAUL  | 5216004            | DECATUR/SHELBY   | NaF          | ADJ         | /83                    | 1200          |                                 | 1.0          |
| TOTAL POPULATION SERVED BY SOURCE WATER SYSTEM - - - - - |                    |                  |              |             |                        | 1200          |                                 |              |
| STAUNTON   | 5211007            | CLAY             |              | NATL        |                        | 650           |                                 | 0.8          |
| TOTAL POPULATION SERVED BY SOURCE WATER SYSTEM - - - - - |                    |                  |              |             |                        | 650           |                                 |              |
| STILLWELL ELEM   |                    | LA PORTE         | NaF          | ADJ         | /73                    | 242           |                                 | 4.5          |
| TOTAL POPULATION SERVED BY SOURCE WATER SYSTEM - - - - - |                    |                  |              |             |                        | 242           |                                 |              |

POPULATION SERVED FLUORIDATED DRINKING WATER BY SOURCE SYSTEM,  
CONSECUTIVE SYSTEM, AND COUNTY WITHIN STATE (AS OF 12/31/85)

# INDIANA

| WATER SYSTEM and<br>CONSECUTIVE SYSTEMS SERVED           | EPA<br>ID<br>NO | COUNTY     | CHEM<br>USED | STATUS | FLUOR<br>START<br>DATE | POP<br>SERVED | NATURAL SYSTEMS<br>NAT<br>LEVEL | OPT<br>LEVEL |
|--|-----------------|------------|--------------|--------|------------------------|---------------|---------------------------------|--------------|
| STUCKER FORK UTILITIES                                   | 5272002         | SCOTT      | NaF          | ADJ    | /71                    | 16000         |                                 | 1.0          |
| TOTAL POPULATION SERVED BY SOURCE WATER SYSTEM - - - - - |                 |            |              |        |                        | 16000         |                                 |              |
| SUMMITVILLE  | 5248010         | MADISON    |              | NATL   |                        | 2100          | 0.8                             |              |
| TOTAL POPULATION SERVED BY SOURCE WATER SYSTEM - - - - - |                 |            |              |        |                        | 2100          |                                 |              |
| SUNMAN   | 5269005         | RIPLEY     | NaF          | ADJ    | /83                    | 930           |                                 | 1.0          |
| TOTAL POPULATION SERVED BY SOURCE WATER SYSTEM - - - - - |                 |            |              |        |                        | 930           |                                 |              |
| SWANSON ELEM   |                 | ST. JOSEPH | NaF          | ADJ    | /79                    | 403           |                                 | 4.5          |
| TOTAL POPULATION SERVED BY SOURCE WATER SYSTEM - - - - - |                 |            |              |        |                        | 403           |                                 |              |
| SWAYZEE  | 5227020         | GRANT      |              | NATL   |                        | 1200          | 1.0                             |              |
| TOTAL POPULATION SERVED BY SOURCE WATER SYSTEM - - - - - |                 |            |              |        |                        | 1200          |                                 |              |
| SYRACUSE   | 5243025         | KOSCIUSKO  | NaF          | ADJ    | /84                    | 2059          |                                 | 1.0          |
| TOTAL POPULATION SERVED BY SOURCE WATER SYSTEM - - - - - |                 |            |              |        |                        | 2059          |                                 |              |
| TELL CITY  | 5262004         | PERRY      | Acid         | ADJ    | /85                    | 9000          |                                 | 1.0          |
| AND-TRO INC  | 5262001         | PERRY      |              | CONS   |                        | 800           |                                 |              |
| NORTH PERRY WTR SYS                                      | 5262003         | PERRY      |              | CONS   |                        | 500           |                                 |              |
| TOTAL POPULATION SERVED BY SOURCE WATER SYSTEM - - - - - |                 |            |              |        |                        | 10300         |                                 |              |
| THORNTOWN  | 5206005         | BOONE      | NaF          | ADJ    | /80                    | 1500          |                                 | 1.0          |
| TOTAL POPULATION SERVED BY SOURCE WATER SYSTEM - - - - - |                 |            |              |        |                        | 1500          |                                 |              |
| TOPEKA   | 5244008         | LAGRANGE   | NaF          | ADJ    | /65                    | 876           |                                 | 1.0          |
| TOTAL POPULATION SERVED BY SOURCE WATER SYSTEM - - - - - |                 |            |              |        |                        | 876           |                                 |              |
| TRITON ELEM  |                 | SHELBY     | NaF          | ADJ    | /76                    | 597           |                                 | 4.5          |
| TOTAL POPULATION SERVED BY SOURCE WATER SYSTEM - - - - - |                 |            |              |        |                        | 597           |                                 |              |
| UNION CENTER ELEM  |                 | PORTER     | NaF          | ADJ    | /80                    | 510           |                                 | 4.5          |
| TOTAL POPULATION SERVED BY SOURCE WATER SYSTEM - - - - - |                 |            |              |        |                        | 510           |                                 |              |
| UNION CITY   | 5268010         | RANDOLPH   |              | NATL   |                        | 4000          | 0.8                             |              |
| TOTAL POPULATION SERVED BY SOURCE WATER SYSTEM - - - - - |                 |            |              |        |                        | 4000          |                                 |              |



POPULATION SERVED FLUORIDATED DRINKING WATER BY SOURCE SYSTEM,  
CONSECUTIVE SYSTEM, AND COUNTY WITHIN STATE (AS OF 12/31/85)

# INDIANA

| WATER SYSTEM and<br>CONSECUTIVE SYSTEMS SERVED           | EPA<br>ID<br>NO    | COUNTY           | CHEM<br>USED | STATUS      | FLUOR<br>START<br>DATE | POP<br>SERVED | NATURAL SYSTEMS |              |
|--|--------------------|------------------|--------------|-------------|------------------------|---------------|-----------------|--------------|
|  |                    |                  |              |             |                        |               | NAT<br>LEVEL    | OPT<br>LEVEL |
| UNION ELEM   |                    | ELKHART          | NaF          | ADJ         | /79                    | 254           |                 | 4.5          |
| TOTAL POPULATION SERVED BY SOURCE WATER SYSTEM - - - - - |                    |                  |              |             |                        | 254           |                 |              |
| UNITED METHODIST MEMORIAL HOME                           | 5235011            | HUNTINGTON       |              | NATL        |                        | 400           |                 | 0.9          |
| TOTAL POPULATION SERVED BY SOURCE WATER SYSTEM - - - - - |                    |                  |              |             |                        | 400           |                 |              |
| UPLAND   | 5227022            | GRANT            |              | NATL        |                        | 4000          |                 | 1.8          |
| TOTAL POPULATION SERVED BY SOURCE WATER SYSTEM - - - - - |                    |                  |              |             |                        | 4000          |                 |              |
| VALLEY GROVE ELEM  |                    | MADISON          |              | ADJ         | /77                    | 290           |                 | 4.5          |
| TOTAL POPULATION SERVED BY SOURCE WATER SYSTEM - - - - - |                    |                  |              |             |                        | 290           |                 |              |
| VALPARAISO<br>LAC UTILITIES                              | 5264029            | PORTER<br>PORTER | Acid         | ADJ<br>CONS | /52                    | 21000<br>1176 |                 | 1.0          |
| TOTAL POPULATION SERVED BY SOURCE WATER SYSTEM - - - - - |                    |                  |              |             |                        | 22176         |                 |              |
| VAN BUREN  | 5227023            | GRANT            |              | NATL        |                        | 1000          |                 | 0.9          |
| TOTAL POPULATION SERVED BY SOURCE WATER SYSTEM - - - - - |                    |                  |              |             |                        | 1000          |                 |              |
| VEEDERSBURG  | 5223005            | FOUNTAIN         | NaF          | ADJ         | /69                    | 2150          |                 | 1.0          |
| TOTAL POPULATION SERVED BY SOURCE WATER SYSTEM - - - - - |                    |                  |              |             |                        | 2150          |                 |              |
| VERSAILLES<br>HOLTON COMMUNITY WIR CORP                  | 5269006<br>5269008 | RIPLEY<br>RIPLEY | NaF          | ADJ<br>CONS | /70                    | 2100<br>1120  |                 | 1.0          |
| TOTAL POPULATION SERVED BY SOURCE WATER SYSTEM - - - - - |                    |                  |              |             |                        | 3220          |                 |              |
| VEVAY  | 5278002            | SWITZERLAND      | NaF          | ADJ         | /55                    | 1500          |                 | 1.0          |
| TOTAL POPULATION SERVED BY SOURCE WATER SYSTEM - - - - - |                    |                  |              |             |                        | 1500          |                 |              |
| VINCENNES  | 5242014            | KNOX             | Acid         | ADJ         | /67                    | 21000         |                 | 1.0          |
| TOTAL POPULATION SERVED BY SOURCE WATER SYSTEM - - - - - |                    |                  |              |             |                        | 21000         |                 |              |
| WABASH   | 5285003            | WABASH           | Acid         | ADJ         | /58                    | 14000         |                 | 1.0          |
| TOTAL POPULATION SERVED BY SOURCE WATER SYSTEM - - - - - |                    |                  |              |             |                        | 14000         |                 |              |
| WAKARUSA   | 5220029            | ELKHART          | NaF          | ADJ         | /81                    | 1400          |                 | 1.0          |
| TOTAL POPULATION SERVED BY SOURCE WATER SYSTEM - - - - - |                    |                  |              |             |                        | 1400          |                 |              |

POPULATION SERVED FLUORIDATED DRINKING WATER BY SOURCE SYSTEM,  
 CONSECUTIVE SYSTEM, AND COUNTY WITHIN STATE (AS OF 12/31/85)

INDIANA

| WATER SYSTEM and<br>CONSECUTIVE SYSTEMS SERVED           | EPA<br>ID<br>NO | COUNTY     | CHEM<br>USED | STATUS | FLUOR<br>START<br>DATE | POP<br>SERVED | NATURAL SYSTEMS<br>NAT. OPT<br>LEVEL LEVEL |
|--|-----------------|------------|--------------|--------|------------------------|---------------|--|
| WALDRON CONSERVANCY DIST                                 | 5273006         | SHELBY     | NaF          | ADJ    | /83                    | 468           | 1.0  |
| TOTAL POPULATION SERVED BY SOURCE WATER SYSTEM - - - - - |                 |            |              |        |                        | 468           |  |
| WALKERTON  | 5271017         | ST. JOSEPH | NaF          | ADJ    | /54                    | 2800          | 1.0  |
| TOTAL POPULATION SERVED BY SOURCE WATER SYSTEM - - - - - |                 |            |              |        |                        | 2800          |  |
| WALTON   | 5209010         | CASS       |              | NATL   |                        | 1341          | 1.2  |
| TOTAL POPULATION SERVED BY SOURCE WATER SYSTEM - - - - - |                 |            |              |        |                        | 1341          |  |
| WANATAH  | 5246033         | LAPORTE    | NaF          | ADJ    | /80                    | 850           | 1.0  |
| TOTAL POPULATION SERVED BY SOURCE WATER SYSTEM - - - - - |                 |            |              |        |                        | 850           |  |
| WARREN   | 5235012         | HUNTINGTON | NaF          | ADJ    | /67                    | 1254          | 1.0  |
| TOTAL POPULATION SERVED BY SOURCE WATER SYSTEM - - - - - |                 |            |              |        |                        | 1254          |  |
| WARREN ELEM  |                 | ST. JOSEPH | NaF          | ADJ    | /77                    | 412           | 4.5  |
| TOTAL POPULATION SERVED BY SOURCE WATER SYSTEM - - - - - |                 |            |              |        |                        | 412           |  |
| WARSAW   | 5243030         | KOSCIUSKO  | Acid         | ADJ    | /68                    | 10000         | 1.0  |
| TOTAL POPULATION SERVED BY SOURCE WATER SYSTEM - - - - - |                 |            |              |        |                        | 10000         |  |
| WASHINGTON   | 5214007         | DAVISS     | Acid         | ADJ    | /70                    | 12000         | 1.0  |
| DAVINNESS CO RW  | 5214002         | DAVINNESS  |              | CONS   |                        | 1512          |  |
| TOTAL POPULATION SERVED BY SOURCE WATER SYSTEM - - - - - |                 |            |              |        |                        | 13512         |  |
| WASHINGTON ELEM  |                 | STARKE     | NaF          | ADJ    | /81                    | 233           | 4.5  |
| TOTAL POPULATION SERVED BY SOURCE WATER SYSTEM - - - - - |                 |            |              |        |                        | 233           |  |
| WATERLOO   | 5217007         | DE KALB    |              | NATL   |                        | 1900          | 1.0  |
| TOTAL POPULATION SERVED BY SOURCE WATER SYSTEM - - - - - |                 |            |              |        |                        | 1900          |  |
| WATSON RURAL WATER DIST                                  | 5210016         | CLARK      | NaF          | ADJ    | /80                    | 4000          | 1.0  |
| TOTAL POPULATION SERVED BY SOURCE WATER SYSTEM - - - - - |                 |            |              |        |                        | 4000          |  |
| WAVERLY ELEM   |                 | MORGAN     |              | ADJ    | /80                    | 240           | 4.5  |
| TOTAL POPULATION SERVED BY SOURCE WATER SYSTEM - - - - - |                 |            |              |        |                        | 240           |  |

POPULATION SERVED FLUORIDATED DRINKING WATER BY SOURCE SYSTEM,  
CONSECUTIVE SYSTEM, AND COUNTY WITHIN STATE (AS OF 12/31/85)

## INDIANA

| WATER SYSTEM and<br>CONSECUTIVE SYSTEMS SERVED           | EPA<br>ID<br>NO | COUNTY     | CHEM<br>USED | STATUS | FLUOR<br>START<br>DATE | POP<br>SERVED | NATURAL SYSTEMS<br>NAT OPT<br>LEVEL LEVEL |
|--|-----------------|------------|--------------|--------|------------------------|---------------|---|
| WAYNETOWN  | 5254013         | MONTGOMERY | NaF          | ADJ    | /83                    | 1000          | 1.0                                       |
| TOTAL POPULATION SERVED BY SOURCE WATER SYSTEM - - - - - |                 |            |              |        |                        | 1000          |   |
| WES-DEL MIDDLE   |                 | DELAWARE   | NaF          | ADJ    | /80                    | 253           | 4.5                                       |
| TOTAL POPULATION SERVED BY SOURCE WATER SYSTEM - - - - - |                 |            |              |        |                        | 253           |   |
| WEST LAFAYETTE   | 5279020         | TIPPECANOE | Acid         | ADJ    | /58                    | 30000         | 1.0                                       |
| TOTAL POPULATION SERVED BY SOURCE WATER SYSTEM - - - - - |                 |            |              |        |                        | 30000         |   |
| WEST LEBANON   | 5286003         | WARREN     |              | NATL   |                        | 960           | 0.7                                       |
| TOTAL POPULATION SERVED BY SOURCE WATER SYSTEM - - - - - |                 |            |              |        |                        | 960           |   |
| WESTFIELD  | 5229021         | HAMILTON   |              | NATL   |                        | 2700          | 0.8                                       |
| TOTAL POPULATION SERVED BY SOURCE WATER SYSTEM - - - - - |                 |            |              |        |                        | 2700          |   |
| WESTPORT   | 5216005         | DECATUR    | NaF          | ADJ    | /80                    | 1500          | 1.0                                       |
| TOTAL POPULATION SERVED BY SOURCE WATER SYSTEM - - - - - |                 |            |              |        |                        | 1500          |   |
| WESTVILLE  | 5426029         | LAPORTE    | NaF          | ADJ    | /84                    | 2652          | 1.0                                       |
| TOTAL POPULATION SERVED BY SOURCE WATER SYSTEM - - - - - |                 |            |              |        |                        | 2652          |   |
| WESTWOOD ELEM  |                 | HENRY      | NaF          | ADJ    | /76                    | 296           | 4.5                                       |
| TOTAL POPULATION SERVED BY SOURCE WATER SYSTEM - - - - - |                 |            |              |        |                        | 296           |   |
| WHITELAND  | 5241009         | JOHNSON    |              | NATL   |                        | 1950          | 1.0                                       |
| TOTAL POPULATION SERVED BY SOURCE WATER SYSTEM - - - - - |                 |            |              |        |                        | 1950          |   |
| WHITES INSTITUTE   | 5285020         | WABASH     |              | NATL   |                        | 250           | 1.7                                       |
| TOTAL POPULATION SERVED BY SOURCE WATER SYSTEM - - - - - |                 |            |              |        |                        | 250           |   |
| WHITESTOWN   | 5206006         | BOONE      | NaF          | ADJ    | /84                    | 750           | 1.0                                       |
| TOTAL POPULATION SERVED BY SOURCE WATER SYSTEM - - - - - |                 |            |              |        |                        | 750           |   |
| WHITING  | 5245048         | LAKE       | NaF          | ADJ    | /72                    | 7300          | 1.0                                       |
| TOTAL POPULATION SERVED BY SOURCE WATER SYSTEM - - - - - |                 |            |              |        |                        | 7300          |   |

POPULATION SERVED FLUORIDATED DRINKING WATER BY SOURCE SYSTEM,  
CONSECUTIVE SYSTEM, AND COUNTY WITHIN STATE (AS OF 12/31/85)

# INDIANA

| WATER SYSTEM and<br>CONSECUTIVE SYSTEMS SERVED           | EPA<br>ID<br>NO | COUNTY     | CHEM<br>USED | STATUS | FLUOR<br>START<br>DATE | POP<br>SERVED | NATURAL SYSTEMS<br>NAT<br>LEVEL | OPT<br>LEVEL |
|--|-----------------|------------|--------------|--------|------------------------|---------------|---------------------------------|--------------|
| WINAMAC  | 5266005         | PULASKI    | NaF          | ADJ    | /80                    | 2800          |                                 | 1.0          |
| TOTAL POPULATION SERVED BY SOURCE WATER SYSTEM - - - - - |                 |            |              |        |                        | 2800          |                                 |              |
| WINCHESTER-HOOSIER WATER CO                              | 5268003         | RANDOLPH   | NaF          | ADJ    | /80                    | 5547          |                                 | 1.0          |
| TOTAL POPULATION SERVED BY SOURCE WATER SYSTEM - - - - - |                 |            |              |        |                        | 5547          |                                 |              |
| WINFIELD ELEM  |                 | LAKE       | NaF          | ADJ    | /74                    | 463           |                                 | 4.5          |
| TOTAL POPULATION SERVED BY SOURCE WATER SYSTEM - - - - - |                 |            |              |        |                        | 463           |                                 |              |
| WINGATE  | 5254014         | MONTGOMERY | NaF          | ADJ    | /80                    | 378           |                                 | 1.0          |
| TOTAL POPULATION SERVED BY SOURCE WATER SYSTEM - - - - - |                 |            |              |        |                        | 378           |                                 |              |
| WINSLOW  | 5263006         | PIKE       | NaF          | ADJ    | /69                    | 1007          |                                 | 1.0          |
| TOTAL POPULATION SERVED BY SOURCE WATER SYSTEM - - - - - |                 |            |              |        |                        | 1007          |                                 |              |
| WOLCOTT  | 5291015         | WHITE      | NaF          | ADJ    | /84                    | 900           |                                 | 1.0          |
| TOTAL POPULATION SERVED BY SOURCE WATER SYSTEM - - - - - |                 |            |              |        |                        | 900           |                                 |              |
| WOOD, JOHN ELEM  |                 | LAKE       | NaF          | ADJ    | /78                    | 388           |                                 | 4.5          |
| TOTAL POPULATION SERVED BY SOURCE WATER SYSTEM - - - - - |                 |            |              |        |                        | 388           |                                 |              |
| WOODBURN   | 5202024         | ALLEN      |              | NATL   |                        | 1000          | 2.0                             |              |
| TOTAL POPULATION SERVED BY SOURCE WATER SYSTEM - - - - - |                 |            |              |        |                        | 1000          |                                 |              |
| YANKEETOWN   | 5287008         | WARRICK    | NaF          | ADJ    | /83                    | 450           |                                 | 1.0          |
| TOTAL POPULATION SERVED BY SOURCE WATER SYSTEM - - - - - |                 |            |              |        |                        | 450           |                                 |              |
| YORKTOWN   | 5218014         | DELAWARE   | NaF          | ADJ    | /80                    | 4100          |                                 | 1.0          |
| TOTAL POPULATION SERVED BY SOURCE WATER SYSTEM - - - - - |                 |            |              |        |                        | 4100          |                                 |              |
| ZIONSVILLE   | 5206007         | BOONE      | NaF          | ADJ    | /51                    | 3750          |                                 | 1.0          |
| TOTAL POPULATION SERVED BY SOURCE WATER SYSTEM - - - - - |                 |            |              |        |                        | 3750          |                                 |              |

POPULATION SERVED FLUORIDATED DRINKING WATER BY SOURCE SYSTEM,  
CONSECUTIVE SYSTEM, AND COUNTY WITHIN STATE (AS OF 12/31/85)

# IOWA

| WATER SYSTEM and<br>CONSECUTIVE SYSTEMS SERVED           | EPA<br>ID<br>NO | COUNTY      | CHEM<br>USED | STATUS | FLUOR<br>START<br>DATE | POP<br>SERVED | NATURAL SYSTEMS<br>NAT OPT<br>LEVEL LEVEL |
|--|-----------------|-------------|--------------|--------|------------------------|---------------|---|
| ACKLEY   | 4201001         | HARDIN      |              |        | NATL                   | 1900          | 0.7                                       |
| TOTAL POPULATION SERVED BY SOURCE WATER SYSTEM - - - - - |                 |             |              |        |                        | 1900          |   |
| ADAIR  | 0105002         | GUTHRIE     |              |        | NATL                   | 883           | 2.7                                       |
| TOTAL POPULATION SERVED BY SOURCE WATER SYSTEM - - - - - |                 |             |              |        |                        | 883           |   |
| ADEL   | 2503003         | DALLAS      | Acid         | ADJ    | 11/74                  | 2846          | 1.0                                       |
| TOTAL POPULATION SERVED BY SOURCE WATER SYSTEM - - - - - |                 |             |              |        |                        | 2846          |   |
| AINSWORTH  | 9203007         | WASHINGTON  |              |        | NATL                   | 547           | 1.1                                       |
| TOTAL POPULATION SERVED BY SOURCE WATER SYSTEM - - - - - |                 |             |              |        |                        | 547           |   |
| ALBERT CITY  | 1103009         | BUENA VISTA | Acid         | ADJ    | 05/82                  | 818           | 1.1                                       |
| TOTAL POPULATION SERVED BY SOURCE WATER SYSTEM - - - - - |                 |             |              |        |                        | 818           |   |
| ALGONA   | 5502015         | KOSSUTH     | NaSiF6       | ADJ    | 04/59                  | 6289          | 1.1                                       |
| TOTAL POPULATION SERVED BY SOURCE WATER SYSTEM - - - - - |                 |             |              |        |                        | 6289          |   |
| ALLISON  | 1203026         | BUTLER      | Acid         | ADJ    | 08/68                  | 1132          | 1.1                                       |
| TOTAL POPULATION SERVED BY SOURCE WATER SYSTEM - - - - - |                 |             |              |        |                        | 1132          |   |
| ALTON  | 8403029         | SIoux       | Acid         | ADJ    | 07/82                  | 986           | 1.1                                       |
| TOTAL POPULATION SERVED BY SOURCE WATER SYSTEM - - - - - |                 |             |              |        |                        | 986           |   |
| ALTOONA  | 7707030         | POLK        |              |        | NATL                   | 5764          | 1.5                                       |
| TOTAL POPULATION SERVED BY SOURCE WATER SYSTEM - - - - - |                 |             |              |        |                        | 5764          |   |
| AMES   | 8503039         | STORY       | NaSiF6       | ADJ    | 02/57                  | 45775         | 1.0                                       |
| ISU CAMPUS WATER   | 8503528         | STORY       |              | CONS   |                        | 7890          |   |
| TOTAL POPULATION SERVED BY SOURCE WATER SYSTEM - - - - - |                 |             |              |        |                        | 53665         |   |
| ANAMOSA  | 5307048         | JONES       |              |        | NATL                   | 4958          | 0.9                                       |
| TOTAL POPULATION SERVED BY SOURCE WATER SYSTEM - - - - - |                 |             |              |        |                        | 4958          |   |
| ANKENY   | 7709053         | POLK        |              |        | NATL                   | 15429         | 2.0                                       |
| TOTAL POPULATION SERVED BY SOURCE WATER SYSTEM - - - - - |                 |             |              |        |                        | 15429         |   |

POPULATION SERVED FLUORIDATED DRINKING WATER BY SOURCE SYSTEM,  
 CONSECUTIVE SYSTEM, AND COUNTY WITHIN STATE (AS OF 12/31/85)

IOWA

| WATER SYSTEM and<br>CONSECUTIVE SYSTEMS SERVED           | EPA<br>ID<br>NO | COUNTY        | CHEM<br>USED | STATUS | FLUOR<br>START<br>DATE | POP<br>SERVED | NATURAL SYSTEMS<br>NAT<br>LEVEL | OPT<br>LEVEL |
|--|-----------------|---------------|--------------|--------|------------------------|---------------|---------------------------------|--------------|
| ANTHON   | 9704060         | WOODBURY      |              |        | NATL                   | 687           | 1.5                             |              |
| TOTAL POPULATION SERVED BY SOURCE WATER SYSTEM - - - - - |                 |               |              |        |                        | 687           |                                 |              |
| APLINGTON  | 1207061         | BUTLER        | Acid         | ADJ    | 01/67                  | 1027          |                                 | 1.1          |
| TOTAL POPULATION SERVED BY SOURCE WATER SYSTEM - - - - - |                 |               |              |        |                        | 1027          |                                 |              |
| ARCADIA  | 1403062         | CARROLL       |              |        | NATL                   | 454           | 1.8                             |              |
| TOTAL POPULATION SERVED BY SOURCE WATER SYSTEM - - - - - |                 |               |              |        |                        | 454           |                                 |              |
| ARGYLE RWS   | 5603701         | LEE           | NaSiF6       | ADJ    | 05/85                  | 75            |                                 | 1.0          |
| TOTAL POPULATION SERVED BY SOURCE WATER SYSTEM - - - - - |                 |               |              |        |                        | 75            |                                 |              |
| ARLINGTON  | 3307065         | FAYETTE       | Acid         | ADJ    | 09/84                  | 498           |                                 | 1.1          |
| TOTAL POPULATION SERVED BY SOURCE WATER SYSTEM - - - - - |                 |               |              |        |                        | 498           |                                 |              |
| ARMSTRONG  | 3203066         | EMMET         | Acid         | ADJ    | 09/68                  | 1153          |                                 | 1.1          |
| TOTAL POPULATION SERVED BY SOURCE WATER SYSTEM - - - - - |                 |               |              |        |                        | 1153          |                                 |              |
| ASHTON   | 7209069         | OSCEOLA       | Acid         | ADJ    | 12/84                  | 441           |                                 | 1.1          |
| TOTAL POPULATION SERVED BY SOURCE WATER SYSTEM - - - - - |                 |               |              |        |                        | 441           |                                 |              |
| ATLANTIC   | 1509074         | CASS          | Acid         | ADJ    | 11/68                  | 7789          |                                 | 1.0          |
| TOTAL POPULATION SERVED BY SOURCE WATER SYSTEM - - - - - |                 |               |              |        |                        | 7789          |                                 |              |
| AUDUBON  | 0505077         | AUDUBON       | Acid         | ADJ    | 05/63                  | 2841          |                                 | 1.0          |
| TOTAL POPULATION SERVED BY SOURCE WATER SYSTEM - - - - - |                 |               |              |        |                        | 2841          |                                 |              |
| AVOCA  | 7803080         | POTTAWATTAMIE | Acid         | ADJ    | 08/64                  | 1650          |                                 | 1.0          |
| TOTAL POPULATION SERVED BY SOURCE WATER SYSTEM - - - - - |                 |               |              |        |                        | 1650          |                                 |              |
| BADGER   | 9405082         | WEBSTER       |              |        | NATL                   | 653           | 2.2                             |              |
| TOTAL POPULATION SERVED BY SOURCE WATER SYSTEM - - - - - |                 |               |              |        |                        | 653           |                                 |              |
| BANCROFT   | 5507085         | KOSSUTH       | Acid         | ADJ    | 04/63                  | 1082          |                                 | 1.1          |
| TOTAL POPULATION SERVED BY SOURCE WATER SYSTEM - - - - - |                 |               |              |        |                        | 1082          |                                 |              |

POPULATION SERVED FLUORIDATED DRINKING WATER BY SOURCE SYSTEM,  
CONSECUTIVE SYSTEM, AND COUNTY WITHIN STATE (AS OF 12/31/85)

IOWA

| WATER SYSTEM and<br>CONSECUTIVE SYSTEMS SERVED           | EPA<br>ID<br>NO | COUNTY     | CHEM<br>USED | STATUS | FLUOR<br>START<br>DATE | POP<br>SERVED | NATURAL SYSTEMS<br>NAT OPT<br>LEVEL LEVEL |
|--|-----------------|------------|--------------|--------|------------------------|---------------|---|
| BAXTER   | 5003091         | JASPER     | Acid         | ADJ    | 05/83                  | 951           | 1.0                                       |
| TOTAL POPULATION SERVED BY SOURCE WATER SYSTEM - - - - - |                 |            |              |        |                        | 951           |   |
| BEAVERDALE HEIGHTS                                       | 2985303         | DES MOINES |              | NATL   |                        | 240           | 3.0                                       |
| TOTAL POPULATION SERVED BY SOURCE WATER SYSTEM - - - - - |                 |            |              |        |                        | 240           |   |
| BEDFORD  | 8709096         | TAYLOR     | Acid         | ADJ    | 09/68                  | 1692          | 1.0                                       |
| TOTAL POPULATION SERVED BY SOURCE WATER SYSTEM - - - - - |                 |            |              |        |                        | 1692          |   |
| BEEDES LAKE ST PARK N                                    | 3500933         | FRANKLIN   |              | NATL   |                        | 75            | 2.0                                       |
| TOTAL POPULATION SERVED BY SOURCE WATER SYSTEM - - - - - |                 |            |              |        |                        | 75            |   |
| BELLE PLAINE   | 0610099         | BENTON     | Acid         | ADJ    | 09/82                  | 2903          | 1.0                                       |
| TOTAL POPULATION SERVED BY SOURCE WATER SYSTEM - - - - - |                 |            |              |        |                        | 2903          |   |
| BELLEVUE   | 4910000         | JACKSON    | Acid         | ADJ    | 09/79                  | 2450          | 1.1                                       |
| TOTAL POPULATION SERVED BY SOURCE WATER SYSTEM - - - - - |                 |            |              |        |                        | 2450          |   |
| BELMOND  | 9905003         | WRIGHT     | Acid         | ADJ    | 08/64                  | 2505          | 1.1                                       |
| TOTAL POPULATION SERVED BY SOURCE WATER SYSTEM - - - - - |                 |            |              |        |                        | 2505          |   |
| BENTON CO CARE   | 0600901         | BENTON     |              | NATL   |                        | 50            | 1.1                                       |
| TOTAL POPULATION SERVED BY SOURCE WATER SYSTEM - - - - - |                 |            |              |        |                        | 50            |   |
| BLAIRSBURG   | 4003012         | HAMILTON   |              | NATL   |                        | 288           | 1.0                                       |
| TOTAL POPULATION SERVED BY SOURCE WATER SYSTEM - - - - - |                 |            |              |        |                        | 288           |   |
| BLAIRSTOWN   | 0607013         | BENTON     |              | NATL   |                        | 695           | 1.7                                       |
| TOTAL POPULATION SERVED BY SOURCE WATER SYSTEM - - - - - |                 |            |              |        |                        | 695           |   |
| BLOCKTON   | 8714018         | TAYLOR     |              | NATL   |                        | 275           | 0.8                                       |
| TOTAL POPULATION SERVED BY SOURCE WATER SYSTEM - - - - - |                 |            |              |        |                        | 275           |   |
| BLOOMFIELD   | 2613019         | DAVIS      | Acid         | ADJ    | 04/69                  | 2849          | 1.0                                       |
| TOTAL POPULATION SERVED BY SOURCE WATER SYSTEM - - - - - |                 |            |              |        |                        | 2849          |   |

POPULATION SERVED FLUORIDATED DRINKING WATER BY SOURCE SYSTEM,  
CONSECUTIVE SYSTEM, AND COUNTY WITHIN STATE (AS OF 12/31/85)

# IOWA

| WATER SYSTEM and<br>CONSECUTIVE SYSTEMS SERVED           | EPA<br>ID<br>NO | COUNTY     | CHEM<br>USED | STATUS | FLUOR<br>START<br>DATE | POP<br>SERVED | NATURAL SYSTEMS<br>NAT<br>LEVEL | OPT<br>LEVEL |
|--|-----------------|------------|--------------|--------|------------------------|---------------|---------------------------------|--------------|
| BONDURANT  | 7717032         | POLK       | Acid         | ADJ    | 09/82                  | 1283          |                                 | 1.0          |
| TOTAL POPULATION SERVED BY SOURCE WATER SYSTEM - - - - - |                 |            |              |        |                        | 1283          |                                 |              |
| BOONE  | 0819033         | BOONE      | Acid         | ADJ    | 09/61                  | 12602         |                                 | 1.0          |
| TOTAL POPULATION SERVED BY SOURCE WATER SYSTEM - - - - - |                 |            |              |        |                        | 12602         |                                 |              |
| BOXHOLM  | 0825036         | BOONE      |              | NATL   |                        | 267           | 2.6                             |              |
| TOTAL POPULATION SERVED BY SOURCE WATER SYSTEM - - - - - |                 |            |              |        |                        | 267           |                                 |              |
| BRANDON  | 1011001         | BUCHANAN   |              | NATL   |                        | 337           | 0.7                             |              |
| TOTAL POPULATION SERVED BY SOURCE WATER SYSTEM - - - - - |                 |            |              |        |                        | 337           |                                 |              |
| BREDA  | 1409041         | CARROLL    | Acid         | ADJ    | 06/82                  | 502           |                                 | 1.0          |
| TOTAL POPULATION SERVED BY SOURCE WATER SYSTEM - - - - - |                 |            |              |        |                        | 502           |                                 |              |
| BREMER UTILITIES   | 0908000         | BREMER     |              | NATL   |                        | 30            | 2.0                             |              |
| TOTAL POPULATION SERVED BY SOURCE WATER SYSTEM - - - - - |                 |            |              |        |                        | 30            |                                 |              |
| BRITT  | 4103045         | HANCOCK    | Acid         | ADJ    | 09/71                  | 2185          |                                 | 1.1          |
| TOTAL POPULATION SERVED BY SOURCE WATER SYSTEM - - - - - |                 |            |              |        |                        | 2185          |                                 |              |
| BROOKLYN   | 7909047         | POWESHIEK  |              | NATL   |                        | 1509          | 1.3                             |              |
| TOTAL POPULATION SERVED BY SOURCE WATER SYSTEM - - - - - |                 |            |              |        |                        | 1509          |                                 |              |
| BURLINGTON   | 2909053         | DES MOINES | NaSiF6       | ADJ    | 04/63                  | 29529         |                                 | 1.0          |
| DANVILLE   | 2915000         | DES MOINES |              | CONS   |                        | 994           |                                 |              |
| IOWA ARMY AMMO PLANT                                     | 2900900         | DES MOINES |              | CONS   |                        | 51            |                                 |              |
| TOTAL POPULATION SERVED BY SOURCE WATER SYSTEM - - - - - |                 |            |              |        |                        | 30574         |                                 |              |
| BUSSEY   | 6309061         | MARION     |              | NATL   |                        | 579           | 1.3                             |              |
| TOTAL POPULATION SERVED BY SOURCE WATER SYSTEM - - - - - |                 |            |              |        |                        | 579           |                                 |              |
| CALLENDER  | 9417063         | WEBSTER    |              | NATL   |                        | 446           | 1.7                             |              |
| TOTAL POPULATION SERVED BY SOURCE WATER SYSTEM - - - - - |                 |            |              |        |                        | 446           |                                 |              |
| CARLISLE   | 9113071         | WARREN     | Acid         | ADJ    | 12/64                  | 3073          |                                 | 1.0          |
| TOTAL POPULATION SERVED BY SOURCE WATER SYSTEM - - - - - |                 |            |              |        |                        | 3073          |                                 |              |



POPULATION SERVED FLUORIDATED DRINKING WATER BY SOURCE SYSTEM,  
 CONSECUTIVE SYSTEM, AND COUNTY WITHIN STATE (AS OF 12/31/85)

IOWA

| WATER SYSTEM and<br>CONSECUTIVE SYSTEMS SERVED           | EPA<br>ID<br>NO | COUNTY      | CHEM<br>USED | STATUS | FLUOR<br>START<br>DATE | POP<br>SERVED | NATURAL SYSTEMS<br>NAT<br>LEVEL | OPT<br>LEVEL |
|--|-----------------|-------------|--------------|--------|------------------------|---------------|---------------------------------|--------------|
| CARROLL  | 1415072         | CARROLL     | Acid         | ADJ    | 01/72                  | 9705          |                                 | 1.0          |
| TOTAL POPULATION SERVED BY SOURCE WATER SYSTEM - - - - - |                 |             |              |        |                        | 9705          |                                 |              |
| CASCADE  | 3118080         | DUBUQUE     | Acid         | ADJ    | 02/80                  | 1912          |                                 | 1.1          |
| TOTAL POPULATION SERVED BY SOURCE WATER SYSTEM - - - - - |                 |             |              |        |                        | 1912          |                                 |              |
| CASEY  | 3914081         | GUTHRIE     | Acid         | ADJ    | 11/84                  | 473           |                                 | 1.0          |
| TOTAL POPULATION SERVED BY SOURCE WATER SYSTEM - - - - - |                 |             |              |        |                        | 473           |                                 |              |
| CEDAR FALLS  | 0709084         | BLACK HAWK  | Acid         | ADJ    | 09/58                  | 36322         |                                 | 1.1          |
| TOTAL POPULATION SERVED BY SOURCE WATER SYSTEM - - - - - |                 |             |              |        |                        | 36322         |                                 |              |
| CEDAR FALLS MH VILLAGE                                   | 0709600         | BLACK HAWK  |              | NATL   |                        | 250           |                                 | 0.8          |
| TOTAL POPULATION SERVED BY SOURCE WATER SYSTEM - - - - - |                 |             |              |        |                        | 250           |                                 |              |
| CEDAR RAPIDS   | 5715093         | LINN        | NaSiF6       | ADJ    | 05/52                  | 110243        |                                 | 1.0          |
| TOTAL POPULATION SERVED BY SOURCE WATER SYSTEM - - - - - |                 |             |              |        |                        | 110243        |                                 |              |
| CENTER POINT   | 5718006         | LINN        | Acid         | ADJ    | 03/66                  | 1591          |                                 | 1.0          |
| TOTAL POPULATION SERVED BY SOURCE WATER SYSTEM - - - - - |                 |             |              |        |                        | 1591          |                                 |              |
| CENTERVILLE  | 0407008         | APPANOOSE   | Acid         | ADJ    | 06/62                  | 6558          |                                 | 1.0          |
| TOTAL POPULATION SERVED BY SOURCE WATER SYSTEM - - - - - |                 |             |              |        |                        | 6558          |                                 |              |
| CENIRAL CITY   | 5720010         | LINN        | Acid         | ADJ    | 05/70                  | 1067          |                                 | 1.0          |
| TOTAL POPULATION SERVED BY SOURCE WATER SYSTEM - - - - - |                 |             |              |        |                        | 1067          |                                 |              |
| CENTRAL WATER SYSTEM                                     | 3000099         | DICKINSON   | Acid         | ADJ    | 09/68                  | 1700          |                                 | 1.1          |
| ARNOLDS PARK   | 3003067         | DICKINSON   |              | CONS   |                        | 1051          |                                 |              |
| OKOBOJI  | 3060091         | DICKINSON   |              | CONS   |                        | 559           |                                 |              |
| TOTAL POPULATION SERVED BY SOURCE WATER SYSTEM - - - - - |                 |             |              |        |                        | 3310          |                                 |              |
| CENTRAL WATER WORKS                                      | 9400801         | WEBSTER     |              | NATL   |                        | 37            |                                 | 2.0          |
| TOTAL POPULATION SERVED BY SOURCE WATER SYSTEM - - - - - |                 |             |              |        |                        | 37            |                                 |              |
| CERRO GORDO CO CARE                                      | 1700901         | CERRO GORDO |              | NATL   |                        | 72            |                                 | 1.3          |
| TOTAL POPULATION SERVED BY SOURCE WATER SYSTEM - - - - - |                 |             |              |        |                        | 72            |                                 |              |

POPULATION SERVED FLUORIDATED DRINKING WATER BY SOURCE SYSTEM,  
CONSECUTIVE SYSTEM, AND COUNTY WITHIN STATE (AS OF 12/31/85)

IOWA

| WATER SYSTEM and<br>CONSECUTIVE SYSTEMS SERVED           | EPA<br>ID<br>NO | COUNTY   | CHEM<br>USED | STATUS | FLUOR<br>START<br>DATE | POP<br>SERVED | NATURAL SYSTEMS<br>NAT OPT<br>LEVEL LEVEL |
|--|-----------------|----------|--------------|--------|------------------------|---------------|---|
| CHARITON   | 5903011         | LUCAS    | Acid         | ADJ    | 10/58                  | 4987          | 1.0                                       |
| TOTAL POPULATION SERVED BY SOURCE WATER SYSTEM - - - - - |                 |          |              |        |                        | 4987          |   |
| CHARTER OAK  | 2417018         | CRAWFORD | Acid         | ADJ    | 03/85                  | 615           | 1.0                                       |
| TOTAL POPULATION SERVED BY SOURCE WATER SYSTEM - - - - - |                 |          |              |        |                        | 615           |   |
| CHELSEA  | 8609019         | TAMA     | Acid         | ADJ    | 09/85                  | 376           | 1.0                                       |
| TOTAL POPULATION SERVED BY SOURCE WATER SYSTEM - - - - - |                 |          |              |        |                        | 376           |   |
| CHEROKEE RWS MILL CREEK                                  | 1800900         | CHEROKEE |              | NATL   |                        | 1230          | 1.2                                       |
| LARRABEE   | 1833060         | CHEROKEE |              | CONS   |                        | 169           |   |
| MERIDEN  | 1849071         | CHEROKEE |              | CONS   |                        | 233           |   |
| TOTAL POPULATION SERVED BY SOURCE WATER SYSTEM - - - - - |                 |          |              |        |                        | 1632          |   |
| CHESTER  | 4509024         | HOWARD   |              | NATL   |                        | 175           | 0.9                                       |
| TOTAL POPULATION SERVED BY SOURCE WATER SYSTEM - - - - - |                 |          |              |        |                        | 175           |   |
| CLARE  | 9420027         | WEBSTER  |              | NATL   |                        | 200           | 0.7                                       |
| TOTAL POPULATION SERVED BY SOURCE WATER SYSTEM - - - - - |                 |          |              |        |                        | 200           |   |
| CLARENCE   | 1630028         | CEDAR    | Acid         | ADJ    | 07/81                  | 1001          | 1.0                                       |
| TOTAL POPULATION SERVED BY SOURCE WATER SYSTEM - - - - - |                 |          |              |        |                        | 1001          |   |
| CLARINDA   | 7329029         | PAGE     | Acid         | ADJ    | 07/81                  | 5458          | 1.0                                       |
| PAGE I RW ASSN   | 7383901         | PAGE     |              | CONS   |                        | 2200          |   |
| COIN   | 7335054         | PAGE     |              | CONS   |                        | 316           |   |
| NEW MARKET   | 8758061         | TAYLOR   |              | CONS   |                        | 554           |   |
| TOTAL POPULATION SERVED BY SOURCE WATER SYSTEM - - - - - |                 |          |              |        |                        | 8528          |   |
| CLARION  | 9909031         | WRIGHT   | Acid         | ADJ    | 10/72                  | 3060          | 1.1                                       |
| TOTAL POPULATION SERVED BY SOURCE WATER SYSTEM - - - - - |                 |          |              |        |                        | 3060          |   |
| CLARKSVILLE  | 1228038         | BUTLER   | Acid         | ADJ    | 03/69                  | 1424          | 1.1                                       |
| TOTAL POPULATION SERVED BY SOURCE WATER SYSTEM - - - - - |                 |          |              |        |                        | 1424          |   |

POPULATION SERVED FLUORIDATED DRINKING WATER BY SOURCE SYSTEM,  
CONSECUTIVE SYSTEM, AND COUNTY WITHIN STATE (AS OF 12/31/85)

IOWA

| WATER SYSTEM and<br>CONSECUTIVE SYSTEMS SERVED           | EPA<br>ID<br>NO | COUNTY      | CHEM<br>USED | STATUS | FLUOR<br>START<br>DATE | POP<br>SERVED | NATURAL SYSTEMS<br>NAT<br>LEVEL | OPT<br>LEVEL |
|--|-----------------|-------------|--------------|--------|------------------------|---------------|---------------------------------|--------------|
| CLAY CO RWD  | 2100701         | CLAY        | Acid         | ADJ    | 03/85                  | 2750          |                                 | 1.1          |
| FOSTORIA   | 2122067         | CLAY        |              | CONS   |                        | 261           |                                 |              |
| TOTAL POPULATION SERVED BY SOURCE WATER SYSTEM - - - - - |                 |             |              |        |                        | 3011          |                                 |              |
| CLEAR LAKE   | 1716076         | CERRO GORDO | Acid         | ADJ    | 04/63                  | 7458          |                                 | 1.1          |
| TOTAL POPULATION SERVED BY SOURCE WATER SYSTEM - - - - - |                 |             |              |        |                        | 7458          |                                 |              |
| CLEGHORN   | 1817045         | CHEROKEE    |              |        | NATL                   | 275           |                                 | 1.4          |
| TOTAL POPULATION SERVED BY SOURCE WATER SYSTEM - - - - - |                 |             |              |        |                        | 275           |                                 |              |
| CLUTIER  | 8616052         | TAMA        |              |        | NATL                   | 275           |                                 | 0.7          |
| TOTAL POPULATION SERVED BY SOURCE WATER SYSTEM - - - - - |                 |             |              |        |                        | 275           |                                 |              |
| COATS SUBD   | 9433348         | WEBSTER     |              |        | NATL                   | 159           |                                 | 2.2          |
| TOTAL POPULATION SERVED BY SOURCE WATER SYSTEM - - - - - |                 |             |              |        |                        | 159           |                                 |              |
| COLESBURG  | 2809055         | DELAWARE    |              |        | NATL                   | 463           |                                 | 1.0          |
| TOTAL POPULATION SERVED BY SOURCE WATER SYSTEM - - - - - |                 |             |              |        |                        | 463           |                                 |              |
| COLLINS  | 8515060         | STORY       |              |        | NATL                   | 450           |                                 | 1.7          |
| TOTAL POPULATION SERVED BY SOURCE WATER SYSTEM - - - - - |                 |             |              |        |                        | 450           |                                 |              |
| COLO   | 8520061         | STORY       |              |        | NATL                   | 810           |                                 | 1.4          |
| TOTAL POPULATION SERVED BY SOURCE WATER SYSTEM - - - - - |                 |             |              |        |                        | 810           |                                 |              |
| COLUMBUS JUNCTION  | 5815064         | LOUISA      | Acid         | ADJ    | 04/81                  | 1429          |                                 | 1.0          |
| TOTAL POPULATION SERVED BY SOURCE WATER SYSTEM - - - - - |                 |             |              |        |                        | 1429          |                                 |              |
| COLWELL  | 3409066         | FLOYD       |              |        | NATL                   | 91            |                                 | 1.7          |
| TOTAL POPULATION SERVED BY SOURCE WATER SYSTEM - - - - - |                 |             |              |        |                        | 91            |                                 |              |
| CONRAD   | 3809067         | GRUNDY      | Acid         | ADJ    | 09/82                  | 1133          |                                 | 1.1          |
| TOTAL POPULATION SERVED BY SOURCE WATER SYSTEM - - - - - |                 |             |              |        |                        | 1133          |                                 |              |

POPULATION SERVED FLUORIDATED DRINKING WATER BY SOURCE SYSTEM,  
CONSECUTIVE SYSTEM, AND COUNTY WITHIN STATE (AS OF 12/31/85)

# IOWA

| WATER SYSTEM and<br>CONSECUTIVE SYSTEMS SERVED           | EPA<br>ID<br>NO | COUNTY        | CHEM<br>USED | STATUS | FLUOR<br>START<br>DATE | POP<br>SERVED | NATURAL SYSTEMS<br>NAT<br>LEVEL | OPT<br>LEVEL |
|--|-----------------|---------------|--------------|--------|------------------------|---------------|---------------------------------|--------------|
| CONROY   | 4808068         | IOWA          |              |        | NATL                   | 255           | 1.0                             |              |
| TOTAL POPULATION SERVED BY SOURCE WATER SYSTEM - - - - - |                 |               |              |        |                        | 255           |                                 |              |
| COON RAPIDS  | 1427070         | CARROLL       | Acid         | ADJ    | 04/68                  | 1448          | 1.0                             |              |
| TOTAL POPULATION SERVED BY SOURCE WATER SYSTEM - - - - - |                 |               |              |        |                        | 1448          |                                 |              |
| CORALVILLE   | 5208071         | JOHNSON       |              |        | NATL                   | 7687          | 0.9                             |              |
| TOTAL POPULATION SERVED BY SOURCE WATER SYSTEM - - - - - |                 |               |              |        |                        | 7687          |                                 |              |
| CORNING  | 0220075         | ADAMS         | Acid         | ADJ    | 07/58                  | 1939          | 1.0                             |              |
| TOTAL POPULATION SERVED BY SOURCE WATER SYSTEM - - - - - |                 |               |              |        |                        | 1939          |                                 |              |
| CORYDON  | 9334078         | WAYNE         | Acid         | ADJ    | 11/68                  | 1818          | 1.0                             |              |
| TOTAL POPULATION SERVED BY SOURCE WATER SYSTEM - - - - - |                 |               |              |        |                        | 1818          |                                 |              |
| COULTER  | 3525079         | FRANKLIN      |              |        | NATL                   | 264           | 1.4                             |              |
| TOTAL POPULATION SERVED BY SOURCE WATER SYSTEM - - - - - |                 |               |              |        |                        | 264           |                                 |              |
| COUNCIL BLUFFS   | 7820080         | POTTAWATTAMIE | NaSiF6       | ADJ    | 08/62                  | 56449         | 1.0                             |              |
| TOTAL POPULATION SERVED BY SOURCE WATER SYSTEM - - - - - |                 |               |              |        |                        | 56449         |                                 |              |
| COUNTRY TERRACE MHP                                      | 0700675         | BLACK HAWK    |              |        | NATL                   | 240           | 1.5                             |              |
| TOTAL POPULATION SERVED BY SOURCE WATER SYSTEM - - - - - |                 |               |              |        |                        | 240           |                                 |              |
| CRAWFORDSVILLE   | 9214085         | WASHINGTON    |              |        | NATL                   | 290           | 1.3                             |              |
| TOTAL POPULATION SERVED BY SOURCE WATER SYSTEM - - - - - |                 |               |              |        |                        | 290           |                                 |              |
| CRESCENT   | 7822086         | POTTAWATTAMIE |              |        | NATL                   | 547           | 2.8                             |              |
| TOTAL POPULATION SERVED BY SOURCE WATER SYSTEM - - - - - |                 |               |              |        |                        | 547           |                                 |              |
| CRESCO   | 4515087         | HOWARD        | Acid         | ADJ    | 06/60                  | 3860          | 1.1                             |              |
| TOTAL POPULATION SERVED BY SOURCE WATER SYSTEM - - - - - |                 |               |              |        |                        | 3860          |                                 |              |
| CRESTON  | 8816089         | UNION         | Acid         | ADJ    | 04/53                  | 8429          | 1.0                             |              |

POPULATION SERVED FLUORIDATED DRINKING WATER BY SOURCE SYSTEM,  
CONSECUTIVE SYSTEM, AND COUNTY WITHIN STATE (AS OF 12/31/85)

# IOWA

| WATER SYSTEM and<br>CONSECUTIVE SYSTEMS SERVED           | EPA<br>ID<br>NO    | COUNTY               | CHEM<br>USED | STATUS       | FLUOR<br>START<br>DATE | POP<br>SERVED | NATURAL SYSTEMS |              |
|--|--------------------|----------------------|--------------|--------------|------------------------|---------------|-----------------|--------------|
|  |                    |                      |              |              |                        |               | NAT<br>LEVEL    | OPT<br>LEVEL |
| SO IOWA RWS-HIGHLAND/TING<br>ELLSTON                     | 8080701<br>8020001 | RINGGOLD<br>RINGGOLD |              | CONS<br>CONS |                        | 910<br>60     |                 |              |
| TOTAL POPULATION SERVED BY SOURCE WATER SYSTEM - - - - - |                    |                      |              |              |                        | 9399          |                 |              |
| DALLAS CENTER  | 2520098            | DALLAS               | Acid         | ADJ          | 11/85                  | 1360          |                 | 1.0          |
| TOTAL POPULATION SERVED BY SOURCE WATER SYSTEM - - - - - |                    |                      |              |              |                        | 1360          |                 |              |
| DALLAS CO CARE   | 2500900            | DALLAS               |              | NATL         |                        | 100           | 5.2             |              |
| TOTAL POPULATION SERVED BY SOURCE WATER SYSTEM - - - - - |                    |                      |              |              |                        | 100           |                 |              |
| DAVIS CITY   | 2715009            | DECATUR              |              | NATL         |                        | 327           | 1.9             |              |
| TOTAL POPULATION SERVED BY SOURCE WATER SYSTEM - - - - - |                    |                      |              |              |                        | 327           |                 |              |
| DAYTON   | 9425011            | WEBSTER              |              | NATL         |                        | 941           | 2.4             |              |
| TOTAL POPULATION SERVED BY SOURCE WATER SYSTEM - - - - - |                    |                      |              |              |                        | 941           |                 |              |
| DE WITT  | 2330036            | CLINTON              |              | NATL         |                        | 4512          | 0.9             |              |
| TOTAL POPULATION SERVED BY SOURCE WATER SYSTEM - - - - - |                    |                      |              |              |                        | 4512          |                 |              |
| DECORAH  | 9630012            | WINNESHIEK           | Acid         | ADJ          | 12/63                  | 7991          |                 | 1.1          |
| TOTAL POPULATION SERVED BY SOURCE WATER SYSTEM - - - - - |                    |                      |              |              |                        | 7991          |                 |              |
| DENISON  | 2424027            | CRAWFORD             | Acid         | ADJ          | 11/64                  | 6675          |                 | 1.0          |
| TOTAL POPULATION SERVED BY SOURCE WATER SYSTEM - - - - - |                    |                      |              |              |                        | 6675          |                 |              |
| DENMARK  | 5617029            | LEE                  |              | NATL         |                        | 300           | 2.9             |              |
| TOTAL POPULATION SERVED BY SOURCE WATER SYSTEM - - - - - |                    |                      |              |              |                        | 300           |                 |              |
| DENVER   | 0915030            | BREMER               |              | NATL         |                        | 1647          | 0.9             |              |
| TOTAL POPULATION SERVED BY SOURCE WATER SYSTEM - - - - - |                    |                      |              |              |                        | 1647          |                 |              |
| DES MOINES WTR WKS                                       | 7727031            | POLK                 | Acid         | ADJ          | 09/59                  | 191003        |                 | 1.0          |
| BERWICK WATER ASSOC                                      | 7714707            | POLK                 |              | CONS         |                        | 1218          |                 |              |
| CLIVE  | 7720051            | POLK                 |              | CONS         |                        | 6064          |                 |              |
| CUMMING  | 9123047            | WARREN               |              | CONS         |                        | 151           |                 |              |

POPULATION SERVED FLUORIDATED DRINKING WATER BY SOURCE SYSTEM,  
CONSECUTIVE SYSTEM, AND COUNTY WITHIN STATE (AS OF 12/31/85)

# IOWA

| WATER SYSTEM and<br>CONSECUTIVE SYSTEMS SERVED           | EPA<br>ID<br>NO | COUNTY    | CHEM<br>USED | STATUS | FLUOR<br>START<br>DATE | POP<br>SERVED | NATURAL SYSTEMS<br>NAT OPT<br>LEVEL LEVEL |
|--|-----------------|-----------|--------------|--------|------------------------|---------------|---|
| GREENFIELD PLAZA   | 7700801         | POLK      |              | CONS   |                        | 2000          |   |
| JOHNSTON   | 7740011         | POLK      |              | CONS   |                        | 2617          |   |
| LAKEWOOD BENEFITTED WIR DIST                             | 9100879         | WARREN    |              | CONS   |                        | 990           |   |
| NORWALK  | 9164078         | WARREN    |              | CONS   |                        | 2676          |   |
| PLEASANT HILL  | 7767092         | POLK      |              | CONS   |                        | 3493          |   |
| SE POLK RW ASSOC   | 7774701         | POLK      |              | CONS   |                        | 2100          |   |
| URBANDALE  | 7780042         | POLK      |              | CONS   |                        | 17869         |   |
| WINDSOR HEIGHTS  | 7791027         | POLK      |              | CONS   |                        | 5474          |   |
| TOTAL POPULATION SERVED BY SOURCE WATER SYSTEM - - - - - |                 |           |              |        |                        | 235655        |   |
| DESOTO   | 2529035         | DALLAS    | Acid         | ADJ    | 07/79                  | 1035          | 1.0                                       |
| TOTAL POPULATION SERVED BY SOURCE WATER SYSTEM - - - - - |                 |           |              |        |                        | 1035          |   |
| DEXTER   | 2533038         | DALLAS    | Acid         | ADJ    | 11/77                  | 678           | 1.0                                       |
| TOTAL POPULATION SERVED BY SOURCE WATER SYSTEM - - - - - |                 |           |              |        |                        | 678           |   |
| DIAGONAL   | 8018040         | RINGGOLD  | Acid         | ADJ    | 03/85                  | 362           | 1.0                                       |
| TOTAL POPULATION SERVED BY SOURCE WATER SYSTEM - - - - - |                 |           |              |        |                        | 362           |   |
| DIAMOND HEAD LAKE  | 3900300         | GUTHRIE   |              | NATL   |                        | 250           | 1.6                                       |
| TOTAL POPULATION SERVED BY SOURCE WATER SYSTEM - - - - - |                 |           |              |        |                        | 250           |   |
| DIETRICK MHP   | 3800600         | GRUNDY    |              | NATL   |                        | 182           | 1.0                                       |
| TOTAL POPULATION SERVED BY SOURCE WATER SYSTEM - - - - - |                 |           |              |        |                        | 182           |   |
| DIKE   | 3815042         | GRUNDY    |              | NATL   |                        | 987           | 0.9                                       |
| TOTAL POPULATION SERVED BY SOURCE WATER SYSTEM - - - - - |                 |           |              |        |                        | 987           |   |
| DONNELSON  | 5620046         | LEE       |              | NATL   |                        | 972           | 3.6                                       |
| TOTAL POPULATION SERVED BY SOURCE WATER SYSTEM - - - - - |                 |           |              |        |                        | 972           |   |
| DOUDS UTILITIES  | 8926048         | VAN BUREN |              | NATL   |                        | 275           | 2.0                                       |
| TOTAL POPULATION SERVED BY SOURCE WATER SYSTEM - - - - - |                 |           |              |        |                        | 275           |   |
| DOWS   | 9921050         | WRIGHT    |              | NATL   |                        | 777           | 2.1                                       |
| TOTAL POPULATION SERVED BY SOURCE WATER SYSTEM - - - - - |                 |           |              |        |                        | 777           |   |

POPULATION SERVED FLUORIDATED DRINKING WATER BY SOURCE SYSTEM,  
 CONSECUTIVE SYSTEM, AND COUNTY WITHIN STATE (AS OF 12/31/85)

IOWA

| WATER SYSTEM and<br>CONSECUTIVE SYSTEMS SERVED           | EPA<br>ID<br>NO | COUNTY     | CHEM<br>USED | STATUS | FLUOR<br>START<br>DATE | POP<br>SERVED | NATURAL<br>NAT<br>LEVEL | SYSTEMS<br>OPT<br>LEVEL |
|--|-----------------|------------|--------------|--------|------------------------|---------------|-------------------------|-------------------------|
| DUBUQUE  | 3126052         | DUBUQUE    | Acid         | ADJ    | 10/51                  | 62321         |                         | 1.1                     |
| TOTAL POPULATION SERVED BY SOURCE WATER SYSTEM - - - - - |                 |            |              |        |                        | 62321         |                         |                         |
| DUMONT   | 1240081         | BUTLER     |              | NATL   |                        | 815           |                         | 0.9                     |
| TOTAL POPULATION SERVED BY SOURCE WATER SYSTEM - - - - - |                 |            |              |        |                        | 815           |                         |                         |
| DUNCOMBE   | 9427082         | WEBSTER    |              | NATL   |                        | 504           |                         | 2.2                     |
| TOTAL POPULATION SERVED BY SOURCE WATER SYSTEM - - - - - |                 |            |              |        |                        | 504           |                         |                         |
| DUNKERTON  | 0717084         | BLACK HAWK |              | NATL   |                        | 718           |                         | 0.8                     |
| TOTAL POPULATION SERVED BY SOURCE WATER SYSTEM - - - - - |                 |            |              |        |                        | 718           |                         |                         |
| DURANT   | 1636090         | CEDAR      | Acid         | ADJ    | 09/81                  | 1583          |                         | 1.0                     |
| TOTAL POPULATION SERVED BY SOURCE WATER SYSTEM - - - - - |                 |            |              |        |                        | 1583          |                         |                         |
| DYERSVILLE   | 3130091         | DELAWARE   | Acid         | ADJ    | 10/71                  | 3825          |                         | 1.1                     |
| TOTAL POPULATION SERVED BY SOURCE WATER SYSTEM - - - - - |                 |            |              |        |                        | 3825          |                         |                         |
| DYSART   | 8627095         | TAMA       |              | NATL   |                        | 1355          |                         | 1.0                     |
| TOTAL POPULATION SERVED BY SOURCE WATER SYSTEM - - - - - |                 |            |              |        |                        | 1355          |                         |                         |
| EAGLE GROVE  | 9926096         | WRIGHT     | Acid         | ADJ    | 01/53                  | 4324          |                         | 1.1                     |
| TOTAL POPULATION SERVED BY SOURCE WATER SYSTEM - - - - - |                 |            |              |        |                        | 4324          |                         |                         |
| EARLHAM  | 6115097         | MADISON    |              | NATL   |                        | 1140          |                         | 2.7                     |
| TOTAL POPULATION SERVED BY SOURCE WATER SYSTEM - - - - - |                 |            |              |        |                        | 1140          |                         |                         |
| EARLVILLE  | 2825099         | DELAWARE   | Acid         | ADJ    | 12/69                  | 844           |                         | 1.1                     |
| TOTAL POPULATION SERVED BY SOURCE WATER SYSTEM - - - - - |                 |            |              |        |                        | 844           |                         |                         |
| EDDYVILLE  | 9049001         | WAPELLO    | Acid         | ADJ    | 06/82                  | 1116          |                         | 1.0                     |
| TOTAL POPULATION SERVED BY SOURCE WATER SYSTEM - - - - - |                 |            |              |        |                        | 1116          |                         |                         |
| EDGEWOOD   | 2220002         | CLAYTON    | Acid         | ADJ    | 01/71                  | 900           |                         | 1.1                     |
| TOTAL POPULATION SERVED BY SOURCE WATER SYSTEM - - - - - |                 |            |              |        |                        | 900           |                         |                         |

POPULATION SERVED FLUORIDATED DRINKING WATER BY SOURCE SYSTEM,  
CONSECUTIVE SYSTEM, AND COUNTY WITHIN STATE (AS OF 12/31/85)

**IOWA**

| WATER SYSTEM and<br>CONSECUTIVE SYSTEMS SERVED           | EPA<br>ID<br>NO | COUNTY     | CHEM<br>USED | STATUS | FLUOR<br>START<br>DATE | POP<br>SERVED | NATURAL SYSTEMS |              |
|--|-----------------|------------|--------------|--------|------------------------|---------------|-----------------|--------------|
|  |                 |            |              |        |                        |               | NAT<br>LEVEL    | OPT<br>LEVEL |
| ELBERON  | 8631003         | TAMA       |              |        | NATL                   | 194           | 2.4             |              |
| TOTAL POPULATION SERVED BY SOURCE WATER SYSTEM - - - - - |                 |            |              |        |                        | 194           |                 |              |
| ELDON  | 9053004         | WAPELLO    |              |        | NATL                   | 1255          | 1.7             |              |
| TOTAL POPULATION SERVED BY SOURCE WATER SYSTEM - - - - - |                 |            |              |        |                        | 1255          |                 |              |
| ELDORA   | 4236005         | HARDIN     | Acid         | ADJ    | 10/65                  | 3063          |                 | 1.1          |
| TOTAL POPULATION SERVED BY SOURCE WATER SYSTEM - - - - - |                 |            |              |        |                        | 3063          |                 |              |
| ELDRIDGE   | 8230008         | SCOTT      | Acid         | ADJ    | 10/68                  | 3279          |                 | 1.0          |
| TOTAL POPULATION SERVED BY SOURCE WATER SYSTEM - - - - - |                 |            |              |        |                        | 3279          |                 |              |
| ELK HORN   | 8325013         | SHELBY     | Acid         | ADJ    | 06/65                  | 746           |                 | 1.0          |
| TOTAL POPULATION SERVED BY SOURCE WATER SYSTEM - - - - - |                 |            |              |        |                        | 746           |                 |              |
| ELKADER  | 2223011         | CLAYTON    | Acid         | ADJ    | 09/82                  | 1688          |                 | 1.1          |
| TOTAL POPULATION SERVED BY SOURCE WATER SYSTEM - - - - - |                 |            |              |        |                        | 1688          |                 |              |
| ELLSWORTH  | 4009016         | HAMILTON   |              |        | NATL                   | 480           | 1.0             |              |
| TOTAL POPULATION SERVED BY SOURCE WATER SYSTEM - - - - - |                 |            |              |        |                        | 480           |                 |              |
| ELMA   | 4525017         | HOWARD     | Acid         | ADJ    | 09/82                  | 714           |                 | 1.1          |
| TOTAL POPULATION SERVED BY SOURCE WATER SYSTEM - - - - - |                 |            |              |        |                        | 714           |                 |              |
| ELY  | 5728018         | LINN       | Acid         | ADJ    | 06/82                  | 425           |                 | 1.0          |
| TOTAL POPULATION SERVED BY SOURCE WATER SYSTEM - - - - - |                 |            |              |        |                        | 425           |                 |              |
| EMMETSBURG   | 7428021         | PALO ALTO  | Acid         | ADJ    | 03/55                  | 4621          |                 | 1.1          |
| TOTAL POPULATION SERVED BY SOURCE WATER SYSTEM - - - - - |                 |            |              |        |                        | 4621          |                 |              |
| ESTHERVILLE  | 3218024         | EMMET      | Acid         | ADJ    | 03/58                  | 7518          |                 | 1.1          |
| TOTAL POPULATION SERVED BY SOURCE WATER SYSTEM - - - - - |                 |            |              |        |                        | 7518          |                 |              |
| EVANSDALE  | 0723027         | BLACK HAWK | Acid         | ADJ    | 12/83                  | 4798          |                 | 1.1          |
| TOTAL POPULATION SERVED BY SOURCE WATER SYSTEM - - - - - |                 |            |              |        |                        | 4798          |                 |              |



POPULATION SERVED FLUORIDATED DRINKING WATER BY SOURCE SYSTEM,  
CONSECUTIVE SYSTEM, AND COUNTY WITHIN STATE (AS OF 12/31/85)

# IOWA

| WATER SYSTEM and<br>CONSECUTIVE SYSTEMS SERVED           | EPA<br>ID<br>NO | COUNTY     | CHEM<br>USED | STATUS | FLUOR<br>START<br>DATE | POP<br>SERVED | NATURAL SYSTEMS<br>NAT OPT<br>LEVEL LEVEL |
|--|-----------------|------------|--------------|--------|------------------------|---------------|---|
| FAIRBANK   | 1025031         | BUCHANAN   |              | NATL   |                        | 980           | 1.0                                       |
| TOTAL POPULATION SERVED BY SOURCE WATER SYSTEM - - - - - |                 |            |              |        |                        | 980           |   |
| FAIRFAX  | 5731032         | LINN       | Acid         | ADJ    | 08/68                  | 683           | 1.0                                       |
| TOTAL POPULATION SERVED BY SOURCE WATER SYSTEM - - - - - |                 |            |              |        |                        | 683           |   |
| FAIRFIELD  | 5131033         | JEFFERSON  | NaSiF6       | ADJ    | 12/52                  | 9428          | 1.0                                       |
| BIRMINGHAM   | 8909011         | VAN BUREN  |              | CONS   |                        | 410           |   |
| JEFFERSON CO RW  | 5131705         | JEFFERSON  |              | CONS   |                        | 154           |   |
| LIBERTYVILLE   | 5148079         | JEFFERSON  |              | CONS   |                        | 281           |   |
| LOCKRIDGE  | 5157091         | JEFFERSON  |              | CONS   |                        | 271           |   |
| ROME   | 4475001         | HENRY      |              | CONS   |                        | 113           |   |
| TOTAL POPULATION SERVED BY SOURCE WATER SYSTEM - - - - - |                 |            |              |        |                        | 10657         |   |
| FARLEY   | 3135018         | DUBUQUE    | Acid         | ADJ    | 07/68                  | 1287          | 1.1                                       |
| TOTAL POPULATION SERVED BY SOURCE WATER SYSTEM - - - - - |                 |            |              |        |                        | 1287          |   |
| FARNHAMVILLE   | 1320039         | CALHOUN    |              | NATL   |                        | 461           | 2.2                                       |
| TOTAL POPULATION SERVED BY SOURCE WATER SYSTEM - - - - - |                 |            |              |        |                        | 461           |   |
| FERNALD  | 8562345         | STORY      |              | NATL   |                        | 93            | 2.6                                       |
| TOTAL POPULATION SERVED BY SOURCE WATER SYSTEM - - - - - |                 |            |              |        |                        | 93            |   |
| FONTANELLE   | 0315046         | ADAIR      | Acid         | ADJ    | 05/63                  | 805           | 1.0                                       |
| TOTAL POPULATION SERVED BY SOURCE WATER SYSTEM - - - - - |                 |            |              |        |                        | 805           |   |
| FOREST CITY  | 9525047         | WINNEBAGO  | Acid         | ADJ    | 10/69                  | 4270          | 1.1                                       |
| TOTAL POPULATION SERVED BY SOURCE WATER SYSTEM - - - - - |                 |            |              |        |                        | 4270          |   |
| FORT ATKINSON  | 9641049         | WINNESHIEK |              | NATL   |                        | 300           | 1.8                                       |
| TOTAL POPULATION SERVED BY SOURCE WATER SYSTEM - - - - - |                 |            |              |        |                        | 300           |   |
| FORT DODGE   | 9433050         | WEBSTER    |              | NATL   |                        | 30000         | 0.7                                       |
| TOTAL POPULATION SERVED BY SOURCE WATER SYSTEM - - - - - |                 |            |              |        |                        | 30000         |   |
| FORT MADISON   | 5625062         | LEE        | Acid         | ADJ    | 12/68                  | 13520         | 1.0                                       |
| TOTAL POPULATION SERVED BY SOURCE WATER SYSTEM - - - - - |                 |            |              |        |                        | 13520         |   |

POPULATION SERVED FLUORIDATED DRINKING WATER BY SOURCE SYSTEM,  
CONSECUTIVE SYSTEM, AND COUNTY WITHIN STATE (AS OF 12/31/85)

IOWA

| WATER SYSTEM and<br>CONSECUTIVE SYSTEMS SERVED           | EPA<br>ID<br>NO | COUNTY     | CHEM<br>USED | STATUS | FLUOR<br>START<br>DATE | POP<br>SERVED | NATURAL SYSTEMS |              |
|--|-----------------|------------|--------------|--------|------------------------|---------------|-----------------|--------------|
|  |                 |            |              |        |                        |               | NAT<br>LEVEL    | OPT<br>LEVEL |
| FOX CREEK ACRES  | 7700800         | POLK       |              |        | NATL                   | 204           | 3.8             |              |
| TOTAL POPULATION SERVED BY SOURCE WATER SYSTEM - - - - - |                 |            |              |        |                        | 204           |                 |              |
| FREDERICKSBURG   | 1940068         | CHICKASAW  |              |        | NATL                   | 1075          | 0.7             |              |
| TOTAL POPULATION SERVED BY SOURCE WATER SYSTEM - - - - - |                 |            |              |        |                        | 1075          |                 |              |
| GALVA  | 4715072         | IDA        | Acid         | ADJ    | 08/84                  | 420           |                 | 1.0          |
| TOTAL POPULATION SERVED BY SOURCE WATER SYSTEM - - - - - |                 |            |              |        |                        | 420           |                 |              |
| GARNAVILLO   | 2234074         | CLAYTON    | Acid         | ADJ    | 03/83                  | 723           |                 | 1.1          |
| TOTAL POPULATION SERVED BY SOURCE WATER SYSTEM - - - - - |                 |            |              |        |                        | 723           |                 |              |
| GARNER   | 4130075         | HANCOCK    |              |        | NATL                   | 2908          | 0.7             |              |
| TOTAL POPULATION SERVED BY SOURCE WATER SYSTEM - - - - - |                 |            |              |        |                        | 2908          |                 |              |
| GARRISON   | 0625078         | BENTON     |              |        | NATL                   | 411           | 1.3             |              |
| TOTAL POPULATION SERVED BY SOURCE WATER SYSTEM - - - - - |                 |            |              |        |                        | 411           |                 |              |
| GARWIN   | 8637079         | TAMA       |              |        | NATL                   | 626           | 1.4             |              |
| TOTAL POPULATION SERVED BY SOURCE WATER SYSTEM - - - - - |                 |            |              |        |                        | 626           |                 |              |
| GAUL'S WATER COMMISSION                                  | 2909357         | DES MOINES |              |        | NATL                   | 30            | 3.3             |              |
| TOTAL POPULATION SERVED BY SOURCE WATER SYSTEM - - - - - |                 |            |              |        |                        | 30            |                 |              |
| GIBSON   | 5425082         | KEOKUK     |              |        | NATL                   | 40            | 0.8             |              |
| TOTAL POPULATION SERVED BY SOURCE WATER SYSTEM - - - - - |                 |            |              |        |                        | 40            |                 |              |
| GLADBROOK  | 8640089         | TAMA       | Acid         | ADJ    | 08/68                  | 970           |                 | 1.1          |
| TOTAL POPULATION SERVED BY SOURCE WATER SYSTEM - - - - - |                 |            |              |        |                        | 970           |                 |              |
| GLEN MARK SUBDIV 2ND ADD                                 | 2909308         | DES MOINES |              |        | NATL                   | 85            | 1.5             |              |
| TOTAL POPULATION SERVED BY SOURCE WATER SYSTEM - - - - - |                 |            |              |        |                        | 85            |                 |              |
| GLENWOOD   | 6525090         | MILLS      | Acid         | ADJ    | 10/59                  | 5280          |                 | 1.0          |
| PACIFIC JUNCTION   | 6562022         | MILLS      |              | CONS   |                        | 511           |                 |              |
| TOTAL POPULATION SERVED BY SOURCE WATER SYSTEM - - - - - |                 |            |              |        |                        | 5791          |                 |              |

POPULATION SERVED FLUORIDATED DRINKING WATER BY SOURCE SYSTEM,  
CONSECUTIVE SYSTEM, AND COUNTY WITHIN STATE (AS OF 12/31/85)

IOWA

| WATER SYSTEM and<br>CONSECUTIVE SYSTEMS SERVED           | EPA<br>ID<br>NO | COUNTY    | CHEM<br>USED | STATUS | FLUOR<br>START<br>DATE | POP<br>SERVED | NATURAL SYSTEMS |              |
|--|-----------------|-----------|--------------|--------|------------------------|---------------|-----------------|--------------|
|  |                 |           |              |        |                        |               | NAT<br>LEVEL    | OPT<br>LEVEL |
| GLIDDEN  | 1438091         | CARROLL   | Acid         | ADJ    | 12/69                  | 1076          |                 | 1.0          |
| TOTAL POPULATION SERVED BY SOURCE WATER SYSTEM - - - - - |                 |           |              |        |                        | 1076          |                 |              |
| GOLDFIELD  | 9937092         | WRIGHT    | NaF          | ADJ    | 10/80                  | 789           |                 | 1.1          |
| TOTAL POPULATION SERVED BY SOURCE WATER SYSTEM - - - - - |                 |           |              |        |                        | 789           |                 |              |
| GOWRIE   | 9436095         | WEBSTER   |              | NATL   |                        | 1085          | 2.4             |              |
| TOTAL POPULATION SERVED BY SOURCE WATER SYSTEM - - - - - |                 |           |              |        |                        | 1085          |                 |              |
| GRAETTINGER  | 7445096         | PALO ALTO | Acid         | ADJ    | 08/68                  | 923           |                 | 1.1          |
| TOTAL POPULATION SERVED BY SOURCE WATER SYSTEM - - - - - |                 |           |              |        |                        | 923           |                 |              |
| GRAND JUNCTION   | 3730098         | GREENE    |              | NATL   |                        | 961           | 1.1             |              |
| TOTAL POPULATION SERVED BY SOURCE WATER SYSTEM - - - - - |                 |           |              |        |                        | 961           |                 |              |
| GRANGER  | 2537001         | DALLAS    | Acid         | ADJ    | 07/84                  | 619           |                 | 1.0          |
| TOTAL POPULATION SERVED BY SOURCE WATER SYSTEM - - - - - |                 |           |              |        |                        | 619           |                 |              |
| GRANVILLE  | 8429002         | SIOUX     |              | NATL   |                        | 320           | 0.9             |              |
| TOTAL POPULATION SERVED BY SOURCE WATER SYSTEM - - - - - |                 |           |              |        |                        | 320           |                 |              |
| GREENE   | 1253006         | BUTLER    | Acid         | ADJ    | 03/81                  | 1332          |                 | 1.1          |
| TOTAL POPULATION SERVED BY SOURCE WATER SYSTEM - - - - - |                 |           |              |        |                        | 1332          |                 |              |
| GREENFIELD   | 0140007         | ADAIR     | Acid         | ADJ    | 08/62                  | 2243          |                 | 1.0          |
| SO IOWA RW ASSOC-GRAND RIVER                             | 0140701         | ADAIR     |              | CONS   |                        | 375           |                 |              |
| TOTAL POPULATION SERVED BY SOURCE WATER SYSTEM - - - - - |                 |           |              |        |                        | 2618          |                 |              |
| GREENFIELD MH COURT                                      | 3400613         | FLOYD     |              | NATL   |                        | 75            | 0.7             |              |
| TOTAL POPULATION SERVED BY SOURCE WATER SYSTEM - - - - - |                 |           |              |        |                        | 75            |                 |              |
| GRIMES   | 7736011         | POLK      |              | NATL   |                        | 1990          | 0.7             |              |
| TOTAL POPULATION SERVED BY SOURCE WATER SYSTEM - - - - - |                 |           |              |        |                        | 1990          |                 |              |
| GRINNELL   | 7930008         | POWESHIEK |              | NATL   |                        | 8864          | 1.3             |              |
| TOTAL POPULATION SERVED BY SOURCE WATER SYSTEM - - - - - |                 |           |              |        |                        | 8864          |                 |              |

POPULATION SERVED FLUORIDATED DRINKING WATER BY SOURCE SYSTEM,  
CONSECUTIVE SYSTEM, AND COUNTY WITHIN STATE (AS OF 12/31/85)

IOWA

| WATER SYSTEM and<br>CONSECUTIVE SYSTEMS SERVED           | EPA<br>ID<br>NO | COUNTY   | CHEM<br>USED | STATUS | FLUOR<br>START<br>DATE | POP<br>SERVED | NATURAL SYSTEMS<br>NAT<br>LEVEL | OPT.<br>LEVEL |
|--|-----------------|----------|--------------|--------|------------------------|---------------|---------------------------------|---------------|
| GRISWOLD   | 1528010         | CASS     | Acid         | ADJ    | 03/82                  | 1176          |                                 | 1.0           |
| TOTAL POPULATION SERVED BY SOURCE WATER SYSTEM - - - - - |                 |          |              |        |                        | 1176          |                                 |               |
| GRUNDY CENTER  | 3833013         | GRUNDY   |              | NATL   |                        | 2880          |                                 | 1.5           |
| TOTAL POPULATION SERVED BY SOURCE WATER SYSTEM - - - - - |                 |          |              |        |                        | 2880          |                                 |               |
| GUTHRIE CENTER   | 3937016         | GUTHRIE  | Acid         | ADJ    | 02/59                  | 1713          |                                 | 1.0           |
| TOTAL POPULATION SERVED BY SOURCE WATER SYSTEM - - - - - |                 |          |              |        |                        | 1713          |                                 |               |
| GUTTENBERG   | 2242018         | CLAYTON  | Acid         | ADJ    | 05/81                  | 2428          |                                 | 1.1           |
| TOTAL POPULATION SERVED BY SOURCE WATER SYSTEM - - - - - |                 |          |              |        |                        | 2428          |                                 |               |
| HAMILTON   | 6309001         | MARION   |              | NATL   |                        | 163           |                                 | 1.9           |
| TOTAL POPULATION SERVED BY SOURCE WATER SYSTEM - - - - - |                 |          |              |        |                        | 163           |                                 |               |
| HAMILTON CO CARE   | 4000901         | HAMILTON |              | NATL   |                        | 45            |                                 | 1.9           |
| TOTAL POPULATION SERVED BY SOURCE WATER SYSTEM - - - - - |                 |          |              |        |                        | 45            |                                 |               |
| HAMPTON  | 3544024         | FRANKLIN | Acid         | ADJ    | 08/76                  | 4630          |                                 | 1.1           |
| TOTAL POPULATION SERVED BY SOURCE WATER SYSTEM - - - - - |                 |          |              |        |                        | 4630          |                                 |               |
| HANSELL  | 3549026         | FRANKLIN |              | NATL   |                        | 138           |                                 | 2.1           |
| TOTAL POPULATION SERVED BY SOURCE WATER SYSTEM - - - - - |                 |          |              |        |                        | 138           |                                 |               |
| HARCOURT   | 9442027         | WEBSTER  |              | NATL   |                        | 347           |                                 | 2.2           |
| TOTAL POPULATION SERVED BY SOURCE WATER SYSTEM - - - - - |                 |          |              |        |                        | 347           |                                 |               |
| HARTFORD   | 9128035         | WARREN   |              | NATL   |                        | 790           |                                 | 1.4           |
| TOTAL POPULATION SERVED BY SOURCE WATER SYSTEM - - - - - |                 |          |              |        |                        | 790           |                                 |               |
| HARTLEY  | 7128036         | O'BRIEN  | Acid         | ADJ    | 08/52                  | 1700          |                                 | 1.1           |
| TOTAL POPULATION SERVED BY SOURCE WATER SYSTEM - - - - - |                 |          |              |        |                        | 1700          |                                 |               |
| HEDRICK  | 5432042         | KEOKUK   |              | NATL   |                        | 852           |                                 | 1.4           |
| TOTAL POPULATION SERVED BY SOURCE WATER SYSTEM - - - - - |                 |          |              |        |                        | 852           |                                 |               |

POPULATION SERVED FLUORIDATED DRINKING WATER BY SOURCE SYSTEM,  
CONSECUTIVE SYSTEM, AND COUNTY WITHIN STATE (AS OF 12/31/85)

IOWA

| WATER SYSTEM and<br>CONSECUTIVE SYSTEMS SERVED           | EPA<br>ID<br>NO | COUNTY   | CHEM<br>USED | STATUS | FLUOR<br>START<br>DATE | POP<br>SERVED | NATURAL SYSTEMS |              |
|--|-----------------|----------|--------------|--------|------------------------|---------------|-----------------|--------------|
|  |                 |          |              |        |                        |               | NAT<br>LEVEL    | OPT<br>LEVEL |
| HLAWATHA   | 5735045         | LINN     | Acid         | ADJ    | 10/81                  | 4825          |                 | 1.0          |
| TOTAL POPULATION SERVED BY SOURCE WATER SYSTEM - - - - - |                 |          |              |        |                        | 4825          |                 |              |
| HICKORY HOLLOW   | 7709396         | POLK     |              | NATL   |                        | 63            | 6.4             |              |
| TOTAL POPULATION SERVED BY SOURCE WATER SYSTEM - - - - - |                 |          |              |        |                        | 63            |                 |              |
| HILLTOP VILLAGE MHP                                      | 1800601         | CHEROKEE |              | NATL   |                        | 250           | 0.8             |              |
| TOTAL POPULATION SERVED BY SOURCE WATER SYSTEM - - - - - |                 |          |              |        |                        | 250           |                 |              |
| HOLLAND  | 3839052         | GRUNDY   |              | NATL   |                        | 278           | 1.1             |              |
| TOTAL POPULATION SERVED BY SOURCE WATER SYSTEM - - - - - |                 |          |              |        |                        | 278           |                 |              |
| HOLSTEIN   | 4721054         | IDA      |              | NATL   |                        | 1477          | 1.0             |              |
| TOTAL POPULATION SERVED BY SOURCE WATER SYSTEM - - - - - |                 |          |              |        |                        | 1477          |                 |              |
| HOPKINTON  | 2835056         | DELAWARE |              | NATL   |                        | 774           | 1.2             |              |
| TOTAL POPULATION SERVED BY SOURCE WATER SYSTEM - - - - - |                 |          |              |        |                        | 774           |                 |              |
| HUBBARD  | 4254061         | HARDIN   |              | NATL   |                        | 852           | 1.3             |              |
| TOTAL POPULATION SERVED BY SOURCE WATER SYSTEM - - - - - |                 |          |              |        |                        | 852           |                 |              |
| HULL   | 8444063         | STIOUX   | Acid         | ADJ    | 11/85                  | 1714          |                 | 1.1          |
| TOTAL POPULATION SERVED BY SOURCE WATER SYSTEM - - - - - |                 |          |              |        |                        | 1714          |                 |              |
| HUMBOLDT   | 4641064         | HUMBOLDT | Acid         | ADJ    | 03/64                  | 4794          |                 | 1.1          |
| TOTAL POPULATION SERVED BY SOURCE WATER SYSTEM - - - - - |                 |          |              |        |                        | 4794          |                 |              |
| HUMESTON   | 9348065         | WAYNE    | Acid         | ADJ    | 03/83                  | 671           |                 | 1.0          |
| TOTAL POPULATION SERVED BY SOURCE WATER SYSTEM - - - - - |                 |          |              |        |                        | 671           |                 |              |
| HUXLEY   | 8538066         | STORY    |              | NATL   |                        | 1884          | 1.5             |              |
| TOTAL POPULATION SERVED BY SOURCE WATER SYSTEM - - - - - |                 |          |              |        |                        | 1884          |                 |              |
| IDA GROVE  | 4728067         | IDA      | Acid         | ADJ    | 09/71                  | 2285          |                 | 1.0          |
| TOTAL POPULATION SERVED BY SOURCE WATER SYSTEM - - - - - |                 |          |              |        |                        | 2285          |                 |              |

POPULATION SERVED FLUORIDATED DRINKING WATER BY SOURCE SYSTEM,  
CONSECUTIVE SYSTEM, AND COUNTY WITHIN STATE (AS OF 12/31/85)

IOWA

| WATER SYSTEM and<br>CONSECUTIVE SYSTEMS SERVED           | EPA<br>ID<br>NO | COUNTY    | CHEM<br>USED | STATUS | FLUOR<br>START<br>DATE | POP<br>SERVED | NATURAL SYSTEMS<br>NAT<br>LEVEL | OPT<br>LEVEL |
|--|-----------------|-----------|--------------|--------|------------------------|---------------|---------------------------------|--------------|
| INDEPENDENCE   | 1037070         | BUCHANAN  | Acid         | ADJ    | 04/63                  | 6392          |                                 | 1.1          |
| TOTAL POPULATION SERVED BY SOURCE WATER SYSTEM - - - - - |                 |           |              |        |                        | 6392          |                                 |              |
| INDIANOLA  | 9133075         | WARREN    |              | NATL   |                        | 10843         |                                 | 2.3          |
| TOTAL POPULATION SERVED BY SOURCE WATER SYSTEM - - - - - |                 |           |              |        |                        | 10843         |                                 |              |
| IONIA  | 1946078         | CHICKASAW |              | NATL   |                        | 350           |                                 | 0.9          |
| TOTAL POPULATION SERVED BY SOURCE WATER SYSTEM - - - - - |                 |           |              |        |                        | 350           |                                 |              |
| IOWA CITY  | 5225079         | JOHNSON   | NaSiF6       | ADJ    | 08/53                  | 51577         |                                 | 1.0          |
| TOTAL POPULATION SERVED BY SOURCE WATER SYSTEM - - - - - |                 |           |              |        |                        | 51577         |                                 |              |
| IOWA CITY REGENCY MHP                                    | 5225386         | JOHNSON   |              | NATL   |                        | 700           |                                 | 0.9          |
| TOTAL POPULATION SERVED BY SOURCE WATER SYSTEM - - - - - |                 |           |              |        |                        | 700           |                                 |              |
| IOWA CO CARE   | 4800901         | IOWA      |              | NATL   |                        | 62            |                                 | 0.8          |
| TOTAL POPULATION SERVED BY SOURCE WATER SYSTEM - - - - - |                 |           |              |        |                        | 62            |                                 |              |
| IOWA FALLS   | 4260097         | HARDIN    | Acid         | ADJ    | 07/68                  | 6174          |                                 | 1.1          |
| TOTAL POPULATION SERVED BY SOURCE WATER SYSTEM - - - - - |                 |           |              |        |                        | 6174          |                                 |              |
| IOWA MEDICAL PEN   | 5200938         | JOHNSON   |              | NATL   |                        | 300           |                                 | 1.4          |
| TOTAL POPULATION SERVED BY SOURCE WATER SYSTEM - - - - - |                 |           |              |        |                        | 300           |                                 |              |
| IOWA-AMERICAN WC-CLINTON                                 | 2326048         | CLINTON   | Acid         | ADJ    | 09/65                  | 32828         |                                 | 1.0          |
| TOTAL POPULATION SERVED BY SOURCE WATER SYSTEM - - - - - |                 |           |              |        |                        | 32828         |                                 |              |
| IOWA-AMERICAN WIR CO-DAVENPORT                           | 8222001         | SCOTT     | Acid         | ADJ    | 07/52                  | 130638        |                                 | 1.0          |
| TOTAL POPULATION SERVED BY SOURCE WATER SYSTEM - - - - - |                 |           |              |        |                        | 130638        |                                 |              |
| IRETON   | 8447098         | SIOUX     | Acid         | ADJ    | 09/68                  | 588           |                                 | 1.0          |
| TOTAL POPULATION SERVED BY SOURCE WATER SYSTEM - - - - - |                 |           |              |        |                        | 588           |                                 |              |
| JEFFERSON  | 3742004         | GREENE    | NaSiF6       | ADJ    | 03/60                  | 4854          |                                 | 1.0          |
| TOTAL POPULATION SERVED BY SOURCE WATER SYSTEM - - - - - |                 |           |              |        |                        | 4854          |                                 |              |

POPULATION SERVED FLUORIDATED DRINKING WATER BY SOURCE SYSTEM,  
 CONSECUTIVE SYSTEM, AND COUNTY WITHIN STATE (AS OF 12/31/85)

IOWA

| WATER SYSTEM and<br>CONSECUTIVE SYSTEMS SERVED           | EPA<br>ID<br>NO | COUNTY     | CHEM<br>USED | STATUS | FLUOR<br>START<br>DATE | POP<br>SERVED | NATURAL SYSTEMS<br>NAT OPT<br>LEVEL LEVEL |
|--|-----------------|------------|--------------|--------|------------------------|---------------|---|
| JESUP  | 1044006         | BUCHANAN   | Acid         | ADJ    | 10/68                  | 2343          | 1.1                                       |
| TOTAL POPULATION SERVED BY SOURCE WATER SYSTEM - - - - - |                 |            |              |        |                        | 2343          |   |
| JEWELL   | 4027010         | HAMILTON   |              | NATL   |                        | 1145          | 1.2                                       |
| TOTAL POPULATION SERVED BY SOURCE WATER SYSTEM - - - - - |                 |            |              |        |                        | 1145          |   |
| JOLLEY   | 1335001         | CALHOUN    |              | NATL   |                        | 91            | 1.1                                       |
| TOTAL POPULATION SERVED BY SOURCE WATER SYSTEM - - - - - |                 |            |              |        |                        | 91            |   |
| KALO   | 9448099         | WEBSTER    |              | NATL   |                        | 32            | 2.0                                       |
| TOTAL POPULATION SERVED BY SOURCE WATER SYSTEM - - - - - |                 |            |              |        |                        | 32            |   |
| KALONA   | 9233012         | WASHINGTON | Acid         | ADJ    | 11/68                  | 1862          | 1.0                                       |
| TOTAL POPULATION SERVED BY SOURCE WATER SYSTEM - - - - - |                 |            |              |        |                        | 1862          |   |
| KAMRAR   | 4033013         | HAMILTON   |              | NATL   |                        | 225           | 0.9                                       |
| TOTAL POPULATION SERVED BY SOURCE WATER SYSTEM - - - - - |                 |            |              |        |                        | 225           |   |
| KANAWHA  | 4150014         | HANCOCK    | Acid         | ADJ    | 08/85                  | 756           | 1.1                                       |
| TOTAL POPULATION SERVED BY SOURCE WATER SYSTEM - - - - - |                 |            |              |        |                        | 756           |   |
| KEOKUK   | 5640019         | LEE        | NaSiF6       | ADJ    | 04/55                  | 13536         | 1.0                                       |
| TOTAL POPULATION SERVED BY SOURCE WATER SYSTEM - - - - - |                 |            |              |        |                        | 13536         |   |
| KEOSAUQUA  | 8938026         | VAN BUREN  |              | NATL   |                        | 1003          | 2.3                                       |
| TOTAL POPULATION SERVED BY SOURCE WATER SYSTEM - - - - - |                 |            |              |        |                        | 1003          |   |
| KEOTA  | 5440028         | KEOKUK     |              | NATL   |                        | 1100          | 1.0                                       |
| TOTAL POPULATION SERVED BY SOURCE WATER SYSTEM - - - - - |                 |            |              |        |                        | 1100          |   |
| KESSELER'S HOMEOWNERS ASSOC                              | 5200802         | JOHNSON    |              | NATL   |                        | 40            | 0.7                                       |
| TOTAL POPULATION SERVED BY SOURCE WATER SYSTEM - - - - - |                 |            |              |        |                        | 40            |   |
| KEYSTONE   | 0640030         | BENTON     |              | NATL   |                        | 618           | 1.7                                       |
| TOTAL POPULATION SERVED BY SOURCE WATER SYSTEM - - - - - |                 |            |              |        |                        | 618           |   |

POPULATION SERVED FLUORIDATED DRINKING WATER BY SOURCE SYSTEM,  
CONSECUTIVE SYSTEM, AND COUNTY WITHIN STATE (AS OF 12/31/85)

# IOWA

| WATER SYSTEM and<br>CONSECUTIVE SYSTEMS SERVED           | EPA<br>ID<br>NO | COUNTY     | CHEM<br>USED | STATUS | FLUOR<br>START<br>DATE | POP<br>SERVED | NATURAL SYSTEMS<br>NAT OPT<br>LEVEL LEVEL |
|--|-----------------|------------|--------------|--------|------------------------|---------------|---|
| KLEME  | 4155035         | HANCOCK    |              |        | NATL                   | 620           | 0.9                                       |
| TOTAL POPULATION SERVED BY SOURCE WATER SYSTEM - - - - - |                 |            |              |        |                        | 620           |   |
| KNOXVILLE  | 6342036         | MARION     |              |        | NATL                   | 8200          | 1.5                                       |
| MARION CO RWD  | 6342711         | MARION     |              |        | CONS                   | 2000          |   |
| LACONA   | 9138041         | WARREN     |              |        | CONS                   | 376           |   |
| TOTAL POPULATION SERVED BY SOURCE WATER SYSTEM - - - - - |                 |            |              |        |                        | 10576         |   |
| LA PORTE CITY  | 0743057         | BLACK HAWK |              |        | NATL                   | 2324          | 1.1                                       |
| TOTAL POPULATION SERVED BY SOURCE WATER SYSTEM - - - - - |                 |            |              |        |                        | 2324          |   |
| LADORA   | 4840042         | IOWA       |              |        | NATL                   | 289           | 0.7                                       |
| TOTAL POPULATION SERVED BY SOURCE WATER SYSTEM - - - - - |                 |            |              |        |                        | 289           |   |
| LAKE CITY  | 1345043         | CALHOUN    | Acid         | ADJ    | 05/65                  | 2006          | 1.0                                       |
| TOTAL POPULATION SERVED BY SOURCE WATER SYSTEM - - - - - |                 |            |              |        |                        | 2006          |   |
| LAKE MILLS   | 9545044         | WINNEBAGO  | Acid         | ADJ    | 02/65                  | 2281          | 1.1                                       |
| TOTAL POPULATION SERVED BY SOURCE WATER SYSTEM - - - - - |                 |            |              |        |                        | 2281          |   |
| LAKE PANARAMA WATER CO                                   | 3900301         | GUTHRIE    |              |        | NATL                   | 500           | 2.5                                       |
| TOTAL POPULATION SERVED BY SOURCE WATER SYSTEM - - - - - |                 |            |              |        |                        | 500           |   |
| LAKE PARK  | 3045046         | DICKINSON  | Acid         | ADJ    | 06/85                  | 1123          | 1.1                                       |
| TOTAL POPULATION SERVED BY SOURCE WATER SYSTEM - - - - - |                 |            |              |        |                        | 1123          |   |
| LAKE VIEW  | 8127048         | SAC        | Acid         | ADJ    | 06/60                  | 1291          | 1.0                                       |
| TOTAL POPULATION SERVED BY SOURCE WATER SYSTEM - - - - - |                 |            |              |        |                        | 1291          |   |
| LAKESWOOD UTILITIES                                      | 9433324         | WEBSTER    |              |        | NATL                   | 200           | 1.9                                       |
| TOTAL POPULATION SERVED BY SOURCE WATER SYSTEM - - - - - |                 |            |              |        |                        | 200           |   |
| LAMONI   | 2740050         | DECATUR    | Acid         | ADJ    | 07/63                  | 2705          | 1.0                                       |
| TOTAL POPULATION SERVED BY SOURCE WATER SYSTEM - - - - - |                 |            |              |        |                        | 2705          |   |
| LARCHWOOD  | 6050059         | LYON       |              |        | NATL                   | 701           | 0.7                                       |
| TOTAL POPULATION SERVED BY SOURCE WATER SYSTEM - - - - - |                 |            |              |        |                        | 701           |   |



POPULATION SERVED FLUORIDATED DRINKING WATER BY SOURCE SYSTEM,  
CONSECUTIVE SYSTEM, AND COUNTY WITHIN STATE (AS OF 12/31/85)

# IOWA

| WATER SYSTEM and<br>CONSECUTIVE SYSTEMS SERVED           | EPA<br>ID<br>NO | COUNTY     | CHEM<br>USED | STATUS | FLUOR<br>START<br>DATE | POP<br>SERVED | NATURAL SYSTEMS<br>NAT OPT<br>LEVEL LEVEL |
|--|-----------------|------------|--------------|--------|------------------------|---------------|---|
| LAURENS  | 7614063         | POCAHONTAS | Acid         | ADJ    | 08/68                  | 1606          | 1.1                                       |
| TOTAL POPULATION SERVED BY SOURCE WATER SYSTEM - - - - - |                 |            |              |        |                        | 1606          |   |
| LAWLER   | 1957064         | CHICKASAW  |              | NATL   |                        | 534           | 0.7                                       |
| TOTAL POPULATION SERVED BY SOURCE WATER SYSTEM - - - - - |                 |            |              |        |                        | 534           |   |
| LE CLAIRE  | 8245066         | SCOTT      | Acid         | ADJ    | 09/80                  | 2899          | 1.0                                       |
| TOTAL POPULATION SERVED BY SOURCE WATER SYSTEM - - - - - |                 |            |              |        |                        | 2899          |   |
| LE GRAND   | 6457070         | MARSHALL   |              | NATL   |                        | 921           | 0.8                                       |
| TOTAL POPULATION SERVED BY SOURCE WATER SYSTEM - - - - - |                 |            |              |        |                        | 921           |   |
| LE MARS  | 7540174         | PLYMOUTH   |              | NATL   |                        | 8045          | 1.0                                       |
| TOTAL POPULATION SERVED BY SOURCE WATER SYSTEM - - - - - |                 |            |              |        |                        | 8045          |   |
| LEHIGH   | 9453071         | WEBSTER    |              | NATL   |                        | 654           | 1.4                                       |
| TOTAL POPULATION SERVED BY SOURCE WATER SYSTEM - - - - - |                 |            |              |        |                        | 654           |   |
| LEIGHTON   | 6259072         | MAHASKA    |              | NATL   |                        | 140           | 1.2                                       |
| TOTAL POPULATION SERVED BY SOURCE WATER SYSTEM - - - - - |                 |            |              |        |                        | 140           |   |
| LENMAR SUBDIV  | 0717353         | BLACK HAWK |              | NATL   |                        | 225           | 0.8                                       |
| TOTAL POPULATION SERVED BY SOURCE WATER SYSTEM - - - - - |                 |            |              |        |                        | 225           |   |
| LEON   | 2742076         | DECATUR    |              | NATL   |                        | 2104          | 3.4                                       |
| TOTAL POPULATION SERVED BY SOURCE WATER SYSTEM - - - - - |                 |            |              |        |                        | 2104          |   |
| LIME SPRINGS   | 4535081         | HOWARD     | Acid         | ADJ    | 11/65                  | 476           | 1.1                                       |
| TOTAL POPULATION SERVED BY SOURCE WATER SYSTEM - - - - - |                 |            |              |        |                        | 476           |   |
| LINCOLN  | 8660002         | TAMA       |              | NATL   |                        | 202           | 2.1                                       |
| TOTAL POPULATION SERVED BY SOURCE WATER SYSTEM - - - - - |                 |            |              |        |                        | 202           |   |
| LINDEN   | 2544083         | DALLAS     |              | NATL   |                        | 264           | 5.4                                       |
| TOTAL POPULATION SERVED BY SOURCE WATER SYSTEM - - - - - |                 |            |              |        |                        | 264           |   |

POPULATION SERVED FLUORIDATED DRINKING WATER BY SOURCE SYSTEM,  
CONSECUTIVE SYSTEM, AND COUNTY WITHIN STATE (AS OF 12/31/85)

IOWA

| WATER SYSTEM and<br>CONSECUTIVE SYSTEMS SERVED           | EPA<br>ID<br>NO | COUNTY      | CHEM<br>USED | STATUS | FLUOR<br>START<br>DATE | POP<br>SERVED | NATURAL SYSTEMS<br>NAT OPT<br>LEVEL LEVEL |
|--|-----------------|-------------|--------------|--------|------------------------|---------------|---|
| LINN GROVE   | 1147085         | BUENA VISTA |              |        | NATL                   | 205           | 0.9                                       |
| TOTAL POPULATION SERVED BY SOURCE WATER SYSTEM - - - - - |                 |             |              |        |                        | 205           |   |
| LOGAN  | 4337092         | HARRISON    | Acid         | ADJ    | 04/81                  | 1540          | 1.0                                       |
| TOTAL POPULATION SERVED BY SOURCE WATER SYSTEM - - - - - |                 |             |              |        |                        | 1540          |   |
| LONE TREE  | 5240095         | JOHNSON     | Acid         | ADJ    | 02/73                  | 1014          | 1.0                                       |
| TOTAL POPULATION SERVED BY SOURCE WATER SYSTEM - - - - - |                 |             |              |        |                        | 1014          |   |
| LUTHER   | 0844005         | BOONE       |              |        | NATL                   | 155           | 4.5                                       |
| TOTAL POPULATION SERVED BY SOURCE WATER SYSTEM - - - - - |                 |             |              |        |                        | 155           |   |
| LYNNVILLE  | 5047008         | JASPER      |              |        | NATL                   | 406           | 1.8                                       |
| TOTAL POPULATION SERVED BY SOURCE WATER SYSTEM - - - - - |                 |             |              |        |                        | 406           |   |
| LYTTON   | 8133009         | SAC         |              |        | NATL                   | 377           | 1.9                                       |
| TOTAL POPULATION SERVED BY SOURCE WATER SYSTEM - - - - - |                 |             |              |        |                        | 377           |   |
| MALVERN  | 6545020         | MILLS       | Acid         | ADJ    | 05/82                  | 1244          | 1.0                                       |
| TOTAL POPULATION SERVED BY SOURCE WATER SYSTEM - - - - - |                 |             |              |        |                        | 1244          |   |
| MANCHESTER   | 2839021         | DELAWARE    | Acid         | ADJ    | 12/52                  | 4942          | 1.1                                       |
| TOTAL POPULATION SERVED BY SOURCE WATER SYSTEM - - - - - |                 |             |              |        |                        | 4942          |   |
| MANILLA  | 2436023         | CRAWFORD    | Acid         | ADJ    | 12/69                  | 1020          | 1.0                                       |
| TOTAL POPULATION SERVED BY SOURCE WATER SYSTEM - - - - - |                 |             |              |        |                        | 1020          |   |
| MANLY  | 9845024         | WORTH       | Acid         | ADJ    | 02/81                  | 1496          | 1.1                                       |
| TOTAL POPULATION SERVED BY SOURCE WATER SYSTEM - - - - - |                 |             |              |        |                        | 1496          |   |
| MANNING  | 1457025         | CARROLL     | Acid         | ADJ    | 09/79                  | 1609          | 1.0                                       |
| TOTAL POPULATION SERVED BY SOURCE WATER SYSTEM - - - - - |                 |             |              |        |                        | 1609          |   |
| MANSON   | 1351027         | CALHOUN     |              |        | NATL                   | 1924          | 4.7                                       |
| TOTAL POPULATION SERVED BY SOURCE WATER SYSTEM - - - - - |                 |             |              |        |                        | 1924          |   |

POPULATION SERVED FLUORIDATED DRINKING WATER BY SOURCE SYSTEM,  
CONSECUTIVE SYSTEM, AND COUNTY WITHIN STATE (AS OF 12/31/85)

# IOWA

| WATER SYSTEM and<br>CONSECUTIVE SYSTEMS SERVED           | EPA<br>ID<br>NO | COUNTY      | CHEM<br>USED | STATUS | FLUOR<br>START<br>DATE | POP<br>SERVED | NATURAL SYSTEMS |              |
|--|-----------------|-------------|--------------|--------|------------------------|---------------|-----------------|--------------|
|  |                 |             |              |        |                        |               | NAT<br>LEVEL    | OPT<br>LEVEL |
| MAQUOKETA  | 4950029         | JACKSON     | Acid         | ADJ    | 07/79                  | 6313          |                 | 1.0          |
| TOTAL POPULATION SERVED BY SOURCE WATER SYSTEM - - - - - |                 |             |              |        |                        | 6313          |                 |              |
| MARATHON   | 1150030         | BUENA VISTA | Acid         | ADJ    | 11/69                  | 442           |                 | 1.1          |
| TOTAL POPULATION SERVED BY SOURCE WATER SYSTEM - - - - - |                 |             |              |        |                        | 442           |                 |              |
| MARCUS   | 1838032         | CHEROKEE    |              | NATL   |                        | 1206          | 1.1             |              |
| TOTAL POPULATION SERVED BY SOURCE WATER SYSTEM - - - - - |                 |             |              |        |                        | 1206          |                 |              |
| MARION   | 5751035         | LINN        | Acid         | ADJ    | 11/63                  | 19474         |                 | 1.0          |
| TOTAL POPULATION SERVED BY SOURCE WATER SYSTEM - - - - - |                 |             |              |        |                        | 19474         |                 |              |
| MARSHALLTOWN   | 6469042         | MARSHALL    | Acid         | ADJ    | 12/58                  | 26938         |                 | 1.0          |
| TOTAL POPULATION SERVED BY SOURCE WATER SYSTEM - - - - - |                 |             |              |        |                        | 26938         |                 |              |
| MAURICE  | 8458057         | SIOUX       |              | NATL   |                        | 286           | 1.2             |              |
| TOTAL POPULATION SERVED BY SOURCE WATER SYSTEM - - - - - |                 |             |              |        |                        | 286           |                 |              |
| MAYNARD  | 3350059         | FAYETTE     |              | NATL   |                        | 561           | 0.7             |              |
| TOTAL POPULATION SERVED BY SOURCE WATER SYSTEM - - - - - |                 |             |              |        |                        | 561           |                 |              |
| MC CALLSBURG   | 8552010         | STORY       |              | NATL   |                        | 320           | 2.2             |              |
| TOTAL POPULATION SERVED BY SOURCE WATER SYSTEM - - - - - |                 |             |              |        |                        | 320           |                 |              |
| MOGREGOR   | 2258012         | CLAYTON     | Acid         | ADJ    | 05/72                  | 945           |                 | 1.1          |
| TOTAL POPULATION SERVED BY SOURCE WATER SYSTEM - - - - - |                 |             |              |        |                        | 945           |                 |              |
| MECHANICSVILLE   | 1667076         | CEDAR       | Acid         | ADJ    | 07/85                  | 1166          |                 | 1.0          |
| TOTAL POPULATION SERVED BY SOURCE WATER SYSTEM - - - - - |                 |             |              |        |                        | 1166          |                 |              |
| MELCHER-DALLAS WTR SUPPLY                                | 6300099         | MARION      |              | NATL   |                        | 1404          | 2.2             |              |
| TOTAL POPULATION SERVED BY SOURCE WATER SYSTEM - - - - - |                 |             |              |        |                        | 1404          |                 |              |
| MESERVEY   | 1754073         | CERRO GORDO |              | NATL   |                        | 324           | 1.8             |              |
| TOTAL POPULATION SERVED BY SOURCE WATER SYSTEM - - - - - |                 |             |              |        |                        | 324           |                 |              |

POPULATION SERVED FLUORIDATED DRINKING WATER BY SOURCE SYSTEM,  
 CONSECUTIVE SYSTEM, AND COUNTY WITHIN STATE (AS OF 12/31/85)

IOWA

| WATER SYSTEM and<br>CONSECUTIVE SYSTEMS SERVED           | EPA<br>ID<br>NO | COUNTY        | CHEM<br>USED | STATUS | FLUOR<br>START<br>DATE | POP<br>SERVED | NATURAL SYSTEMS |              |
|--|-----------------|---------------|--------------|--------|------------------------|---------------|-----------------|--------------|
|  |                 |               |              |        |                        |               | NAT<br>LEVEL    | OPT<br>LEVEL |
| MIDDLETOWN   | 2952075         | DES MOINES    |              |        | NATL                   | 487           | 1.0             |              |
| TOTAL POPULATION SERVED BY SOURCE WATER SYSTEM - - - - - |                 |               |              |        |                        | 487           |                 |              |
| MILFORD  | 3050079         | DICKINSON     | Acid         | ADJ    | 09/68                  | 2076          |                 | 1.1          |
| OSCEOLA CO RW-NO OKBJI                                   | 3090701         | DICKINSON     |              | CONS   |                        | 450           |                 |              |
| WEST OKOBOJI   | 3090081         | DICKINSON     |              | CONS   |                        | 435           |                 |              |
| TOTAL POPULATION SERVED BY SOURCE WATER SYSTEM - - - - - |                 |               |              |        |                        | 2961          |                 |              |
| MILO   | 9155083         | WARREN        |              |        | NATL                   | 778           | 2.6             |              |
| TOTAL POPULATION SERVED BY SOURCE WATER SYSTEM - - - - - |                 |               |              |        |                        | 778           |                 |              |
| MILTON   | 8954084         | VAN BUREN     |              |        | NATL                   | 567           | 1.5             |              |
| TOTAL POPULATION SERVED BY SOURCE WATER SYSTEM - - - - - |                 |               |              |        |                        | 567           |                 |              |
| MINDEN   | 7849086         | POTTAWATTAMIE | Acid         | ADJ    | 12/84                  | 419           |                 | 1.0          |
| TOTAL POPULATION SERVED BY SOURCE WATER SYSTEM - - - - - |                 |               |              |        |                        | 419           |                 |              |
| MISSOURI VALLEY  | 4344088         | HARRISON      | Acid         | ADJ    | 04/82                  | 3107          |                 | 1.0          |
| TOTAL POPULATION SERVED BY SOURCE WATER SYSTEM - - - - - |                 |               |              |        |                        | 3107          |                 |              |
| MITCHELLVILLE  | 7751092         | POLK          | NaF          | ADJ    | 05/77                  | 1530          |                 | 1.0          |
| TOTAL POPULATION SERVED BY SOURCE WATER SYSTEM - - - - - |                 |               |              |        |                        | 1530          |                 |              |
| MODALE   | 4347093         | HARRISON      | Acid         | ADJ    | 01/84                  | 373           |                 | 1.0          |
| TOTAL POPULATION SERVED BY SOURCE WATER SYSTEM - - - - - |                 |               |              |        |                        | 373           |                 |              |
| MONONA   | 2264095         | CLAYTON       | Acid         | ADJ    | 01/70                  | 1530          |                 | 1.1          |
| TOTAL POPULATION SERVED BY SOURCE WATER SYSTEM - - - - - |                 |               |              |        |                        | 1530          |                 |              |
| MONTEZUMA  | 7950097         | POWESHIEK     | Acid         | ADJ    | 12/80                  | 1485          |                 | 1.0          |
| TOTAL POPULATION SERVED BY SOURCE WATER SYSTEM - - - - - |                 |               |              |        |                        | 1485          |                 |              |
| MONTICELLO   | 5343098         | JONES         | Acid         | ADJ    | 12/63                  | 3641          |                 | 1.0          |
| TOTAL POPULATION SERVED BY SOURCE WATER SYSTEM - - - - - |                 |               |              |        |                        | 3641          |                 |              |
| MOORLAND   | 9461007         | WEBSTER       |              |        | NATL                   | 257           | 0.9             |              |
| TOTAL POPULATION SERVED BY SOURCE WATER SYSTEM - - - - - |                 |               |              |        |                        | 257           |                 |              |

POPULATION SERVED FLUORIDATED DRINKING WATER BY SOURCE SYSTEM,  
 CONSECUTIVE SYSTEM, AND COUNTY WITHIN STATE (AS OF 12/31/85)

IOWA

| WATER SYSTEM and<br>CONSECUTIVE SYSTEMS SERVED | EPA<br>ID<br>NO | COUNTY       | CHEM<br>USED | STATUS | FLUOR<br>START<br>DATE | POP<br>SERVED | NATURAL SYSTEMS<br>NAT<br>LEVEL | OPT<br>LEVEL |
|--|-----------------|--------------|--------------|--------|------------------------|---------------|---------------------------------|--------------|
| MORNING SUN                                    | 5857011         | LOUISA       |              |        | NATL                   | 950           | 1.2                             |              |
| TOTAL POPULATION SERVED BY SOURCE WATER SYSTEM |                 |              |              |        |                        | 950           |                                 |              |
| MOUNT PLEASANT                                 | 4453016         | HENRY        |              |        | NATL                   | 7322          | 1.5                             |              |
| TOTAL POPULATION SERVED BY SOURCE WATER SYSTEM |                 |              |              |        |                        | 7322          |                                 |              |
| MOUNT VERNON                                   | 5758021         | LINN         | Acid         | ADJ    | 12/70                  | 3325          |                                 | 1.0          |
| TOTAL POPULATION SERVED BY SOURCE WATER SYSTEM |                 |              |              |        |                        | 3325          |                                 |              |
| MT AUBURN                                      | 0650001         | BENTON       | Acid         | ADJ    | 03/83                  | 188           |                                 | 1.0          |
| TOTAL POPULATION SERVED BY SOURCE WATER SYSTEM |                 |              |              |        |                        | 188           |                                 |              |
| MT AYR   | 8055014         | RINGGOLD     | Acid         | ADJ    | 10/82                  | 1938          |                                 | 1.0          |
| TOTAL POPULATION SERVED BY SOURCE WATER SYSTEM |                 |              |              |        |                        | 1938          |                                 |              |
| MURRAY   | 2032023         | CLARKE       |              |        | NATL                   | 703           | 3.1                             |              |
| TOTAL POPULATION SERVED BY SOURCE WATER SYSTEM |                 |              |              |        |                        | 703           |                                 |              |
| MUSCATINE                                      | 7048001         | MUSCATINE    | Acid         | ADJ    | 05/66                  | 23467         |                                 | 1.0          |
| TOTAL POPULATION SERVED BY SOURCE WATER SYSTEM |                 |              |              |        |                        | 23467         |                                 |              |
| NEOLA  | 7853043         | POTTAWATOMIE | Acid         | ADJ    | 07/85                  | 839           |                                 | 1.0          |
| TOTAL POPULATION SERVED BY SOURCE WATER SYSTEM |                 |              |              |        |                        | 839           |                                 |              |
| NEVADA   | 8562044         | STORY        |              |        | NATL                   | 5912          | 1.8                             |              |
| TOTAL POPULATION SERVED BY SOURCE WATER SYSTEM |                 |              |              |        |                        | 5912          |                                 |              |
| NEW HARTFORD                                   | 1271058         | BUTLER       |              |        | NATL                   | 764           | 0.8                             |              |
| TOTAL POPULATION SERVED BY SOURCE WATER SYSTEM |                 |              |              |        |                        | 764           |                                 |              |
| NEW LONDON                                     | 4458060         | HENRY        |              |        | NATL                   | 2043          | 1.6                             |              |
| TOTAL POPULATION SERVED BY SOURCE WATER SYSTEM |                 |              |              |        |                        | 2043          |                                 |              |
| NEW PROVIDENCE                                 | 4271062         | HARDIN       |              |        | NATL                   | 249           | 2.1                             |              |
| TOTAL POPULATION SERVED BY SOURCE WATER SYSTEM |                 |              |              |        |                        | 249           |                                 |              |

POPULATION SERVED FLUORIDATED DRINKING WATER BY SOURCE SYSTEM,  
 CONSECUTIVE SYSTEM, AND COUNTY WITHIN STATE (AS OF 12/31/85)

IOWA

| WATER SYSTEM and<br>CONSECUTIVE SYSTEMS SERVED           | EPA<br>ID<br>NO | COUNTY   | CHEM<br>USED | STATUS | FLUOR<br>START<br>DATE | POP<br>SERVED | NATURAL SYSTEMS<br>NAT OPT<br>LEVEL LEVEL |
|--|-----------------|----------|--------------|--------|------------------------|---------------|---|
| NEW SHARON   | 6264063         | MAHASKA  | Acid         | ADJ    | 10/70                  | 1225          | 1.0                                       |
| TOTAL POPULATION SERVED BY SOURCE WATER SYSTEM - - - - - |                 |          |              |        |                        | 1225          |   |
| NEW VIRGINIA   | 9159067         | WARREN   | Acid         | ADJ    | 06/83                  | 512           | 1.0                                       |
| TOTAL POPULATION SERVED BY SOURCE WATER SYSTEM - - - - - |                 |          |              |        |                        | 512           |   |
| NEWHALL  | 0653050         | BENTON   |              | NATL   |                        | 899           | 1.4                                       |
| TOTAL POPULATION SERVED BY SOURCE WATER SYSTEM - - - - - |                 |          |              |        |                        | 899           |   |
| NEWTON   | 5059064         | JASPER   | Acid         | ADJ    | 10/59                  | 15520         | 1.0                                       |
| CENTRAL IOWA RWA (NEWTON)                                | 5059704         | JASPER   |              | CONS   |                        | 3800          |   |
| LAUREL   | 6452062         | MARSHALL |              | CONS   |                        | 278           |   |
| MELBOURNE  | 6471063         | MARSHALL |              | CONS   |                        | 732           |   |
| MINGO  | 5052087         | JASPER   |              | CONS   |                        | 303           |   |
| TOTAL POPULATION SERVED BY SOURCE WATER SYSTEM - - - - - |                 |          |              |        |                        | 20633         |   |
| NORA SPRINGS   | 3423069         | FLOYD    |              | NATL   |                        | 1572          | 1.0                                       |
| TOTAL POPULATION SERVED BY SOURCE WATER SYSTEM - - - - - |                 |          |              |        |                        | 1572          |   |
| NORTH ENGLISH  | 4858070         | IOWA     |              | NATL   |                        | 990           | 1.1                                       |
| TOTAL POPULATION SERVED BY SOURCE WATER SYSTEM - - - - - |                 |          |              |        |                        | 990           |   |
| NORTH LIBERTY  | 5252072         | JOHNSON  | Acid         | ADJ    | 11/59                  | 2046          | 1.0                                       |
| TOTAL POPULATION SERVED BY SOURCE WATER SYSTEM - - - - - |                 |          |              |        |                        | 2046          |   |
| NORTHWOOD  | 9855077         | WORTH    | Acid         | ADJ    | 06/66                  | 2193          | 1.0                                       |
| TOTAL POPULATION SERVED BY SOURCE WATER SYSTEM - - - - - |                 |          |              |        |                        | 2193          |   |
| NORWAY   | 0656081         | BENTON   |              | NATL   |                        | 633           | 1.6                                       |
| TOTAL POPULATION SERVED BY SOURCE WATER SYSTEM - - - - - |                 |          |              |        |                        | 633           |   |
| OAK LAKE   | 5500838         | KOSSUTH  |              | NATL   |                        | 63            | 0.9                                       |
| TOTAL POPULATION SERVED BY SOURCE WATER SYSTEM - - - - - |                 |          |              |        |                        | 63            |   |
| OAK MANOR MH COURT                                       | 9000637         | WAPELLO  |              | NATL   |                        | 80            | 3.4                                       |
| TOTAL POPULATION SERVED BY SOURCE WATER SYSTEM - - - - - |                 |          |              |        |                        | 80            |   |

POPULATION SERVED FLUORIDATED DRINKING WATER BY SOURCE SYSTEM,  
CONSECUTIVE SYSTEM, AND COUNTY WITHIN STATE (AS OF 12/31/85)

IOWA

| WATER SYSTEM and<br>CONSECUTIVE SYSTEMS SERVED           | EPA<br>ID<br>NO    | COUNTY                   | CHEM<br>USED | STATUS | FLUOR<br>START<br>DATE | POP<br>SERVED | NATURAL SYSTEMS<br>NAT<br>LEVEL | OPT<br>LEVEL |
|--|--------------------|--------------------------|--------------|--------|------------------------|---------------|---------------------------------|--------------|
| OAK PARK MH COURT  | 9433600            | WEBSTER                  |              |        | NATL                   | 225           | 2.2                             |              |
| TOTAL POPULATION SERVED BY SOURCE WATER SYSTEM - - - - - |                    |                          |              |        |                        | 225           |                                 |              |
| OAKLAND  | 7856084            | POTTAWATTAMIE            |              |        | NATL                   | 1552          | 0.8                             |              |
| TOTAL POPULATION SERVED BY SOURCE WATER SYSTEM - - - - - |                    |                          |              |        |                        | 1552          |                                 |              |
| OAKWOOD PARK WTR SUPPLY                                  | 7709398            | POLK                     |              |        | NATL                   | 35            | 7.4                             |              |
| TOTAL POPULATION SERVED BY SOURCE WATER SYSTEM - - - - - |                    |                          |              |        |                        | 35            |                                 |              |
| ODEBOLT  | 8144087            | SAC                      |              |        | NATL                   | 1316          | 2.1                             |              |
| TOTAL POPULATION SERVED BY SOURCE WATER SYSTEM - - - - - |                    |                          |              |        |                        | 1316          |                                 |              |
| OELWEIN  | 3353088            | FAYETTE                  |              |        | NATL                   | 7564          | 1.0                             |              |
| TOTAL POPULATION SERVED BY SOURCE WATER SYSTEM - - - - - |                    |                          |              |        |                        | 7564          |                                 |              |
| OLDS   | 4465093            | HENRY                    |              |        | NATL                   | 225           | 1.3                             |              |
| TOTAL POPULATION SERVED BY SOURCE WATER SYSTEM - - - - - |                    |                          |              |        |                        | 225           |                                 |              |
| OMAHA, NE<br>CARTER LAKE                                 | 3105507<br>7812079 | DOUGLAS<br>POTTAWATTAMIE | Acid         | ADJ    | 11/69<br>CONS          | 0<br>3438     | 1.0                             |              |
| TOTAL POPULATION SERVED BY SOURCE WATER SYSTEM - - - - - |                    |                          |              |        |                        | 3438          |                                 |              |
| ONAWA  | 6739095            | MONOKA                   | Acid         | ADJ    | 05/82                  | 3283          | 1.0                             |              |
| TOTAL POPULATION SERVED BY SOURCE WATER SYSTEM - - - - - |                    |                          |              |        |                        | 3283          |                                 |              |
| ORANGE CITY  | 8474097            | SIOUX                    | NaF          | ADJ    | 12/73                  | 4588          | 1.0                             |              |
| TOTAL POPULATION SERVED BY SOURCE WATER SYSTEM - - - - - |                    |                          |              |        |                        | 4588          |                                 |              |
| ORCHARD  | 6668001            | MITCHELL                 |              |        | NATL                   | 93            | 0.7                             |              |
| TOTAL POPULATION SERVED BY SOURCE WATER SYSTEM - - - - - |                    |                          |              |        |                        | 93            |                                 |              |
| ORIENT   | 0160099            | ADAIR                    | Acid         | ADJ    | 11/84                  | 416           | 1.0                             |              |
| TOTAL POPULATION SERVED BY SOURCE WATER SYSTEM - - - - - |                    |                          |              |        |                        | 416           |                                 |              |

POPULATION SERVED FLUORIDATED DRINKING WATER BY SOURCE SYSTEM,  
CONSECUTIVE SYSTEM, AND COUNTY WITHIN STATE (AS OF 12/31/85)

IOWA

| WATER SYSTEM and<br>CONSECUTIVE SYSTEMS SERVED           | EPA<br>ID<br>NO | COUNTY   | CHEM<br>USED | STATUS | FLUOR<br>START<br>DATE | POP<br>SERVED | NATURAL SYSTEMS |              |
|--|-----------------|----------|--------------|--------|------------------------|---------------|-----------------|--------------|
|  |                 |          |              |        |                        |               | NAT<br>LEVEL    | OPT<br>LEVEL |
| OSAGE  | 6663001         | MITCHELL | Acid         | ADJ    | 02/69                  | 3718          |                 | 1.1          |
| TOTAL POPULATION SERVED BY SOURCE WATER SYSTEM - - - - - |                 |          |              |        |                        | 3718          |                 |              |
| OSCEOLA  | 2038038         | CLARKE   | Acid         | ADJ    | 05/71                  | 3750          |                 | 1.0          |
| CLARKE RW DISTRICT #1                                    | 2000702         | CLARKE   |              | CONS   |                        | 200           |                 |              |
| TOTAL POPULATION SERVED BY SOURCE WATER SYSTEM - - - - - |                 |          |              |        |                        | 3950          |                 |              |
| OSKALOOSA  | 6273005         | MAHASKA  | Acid         | ADJ    | 02/65                  | 11634         |                 | 1.0          |
| BEACON   | 6203093         | MAHASKA  |              | CONS   |                        | 530           |                 |              |
| TOTAL POPULATION SERVED BY SOURCE WATER SYSTEM - - - - - |                 |          |              |        |                        | 12164         |                 |              |
| OTHO   | 9464008         | WEBSTER  |              | NATL   |                        | 672           |                 | 2.2          |
| TOTAL POPULATION SERVED BY SOURCE WATER SYSTEM - - - - - |                 |          |              |        |                        | 672           |                 |              |
| OTTOWEN  | 4652011         | HUMBOLDT |              | NATL   |                        | 93            |                 | 1.0          |
| TOTAL POPULATION SERVED BY SOURCE WATER SYSTEM - - - - - |                 |          |              |        |                        | 93            |                 |              |
| OTTUMWA  | 9083012         | WAPELLO  | NaSiF6       | ADJ    | 01/58                  | 27381         |                 | 1.0          |
| WAPELLO RW ASSOC   | 9000742         | WAPELLO  |              | CONS   |                        | 3600          |                 |              |
| AGENCY   | 9003006         | WAPELLO  |              | CONS   |                        | 657           |                 |              |
| TOTAL POPULATION SERVED BY SOURCE WATER SYSTEM - - - - - |                 |          |              |        |                        | 31638         |                 |              |
| PARKERSBURG  | 1281028         | BUTLER   |              | NATL   |                        | 1968          |                 | 0.8          |
| TOTAL POPULATION SERVED BY SOURCE WATER SYSTEM - - - - - |                 |          |              |        |                        | 1968          |                 |              |
| PAULLINA   | 7139032         | O'BRIEN  | Acid         | ADJ    | 11/69                  | 1224          |                 | 1.1          |
| TOTAL POPULATION SERVED BY SOURCE WATER SYSTEM - - - - - |                 |          |              |        |                        | 1224          |                 |              |
| PELLA  | 6368033         | MARION   | Acid         | ADJ    | 11/59                  | 8349          |                 | 1.0          |
| CENTRAL IOWA WTR ASSN (PELLA)                            | 5059706         | MARION   |              | CONS   |                        | 1200          |                 |              |
| TOTAL POPULATION SERVED BY SOURCE WATER SYSTEM - - - - - |                 |          |              |        |                        | 9549          |                 |              |
| PERRY  | 2561036         | DALLAS   | Acid         | ADJ    | 06/53                  | 7053          |                 | 1.0          |
| TOTAL POPULATION SERVED BY SOURCE WATER SYSTEM - - - - - |                 |          |              |        |                        | 7053          |                 |              |



POPULATION SERVED FLUORIDATED DRINKING WATER BY SOURCE SYSTEM,  
CONSECUTIVE SYSTEM, AND COUNTY WITHIN STATE (AS OF 12/31/85)

IOWA

| WATER SYSTEM and<br>CONSECUTIVE SYSTEMS SERVED | EPA<br>ID<br>NO | COUNTY      | CHEM<br>USED | STATUS | FLUOR<br>START<br>DATE | POP<br>SERVED | NATURAL SYSTEMS<br>NAT OPT<br>LEVEL LEVEL |
|--|-----------------|-------------|--------------|--------|------------------------|---------------|---|
| PERSHING UTILITIES                             | 6300800         | MARION      |              |        | NATL                   | 700           | 1.6                                       |
| TOTAL POPULATION SERVED BY SOURCE WATER SYSTEM |                 |             |              |        |                        | 700           |   |
| PLANTION VILLAGE                               | 2900600         | DES MOINES  |              |        | NATL                   | 150           | 3.2                                       |
| TOTAL POPULATION SERVED BY SOURCE WATER SYSTEM |                 |             |              |        |                        | 150           |   |
| PLEASANTVILLE                                  | 6377046         | MARION      |              |        | NATL                   | 1531          | 1.6                                       |
| TOTAL POPULATION SERVED BY SOURCE WATER SYSTEM |                 |             |              |        |                        | 1531          |   |
| PLYMOUTH                                       | 1759048         | CERRO GORDO | Acid         | ADJ    | 07/84                  | 463           | 1.1                                       |
| TOTAL POPULATION SERVED BY SOURCE WATER SYSTEM |                 |             |              |        |                        | 463           |   |
| POCAHONTAS                                     | 7633049         | POCAHONTAS  | Acid         | ADJ    | 02/81                  | 2352          | 1.1                                       |
| TOTAL POPULATION SERVED BY SOURCE WATER SYSTEM |                 |             |              |        |                        | 2352          |   |
| POLK CITY                                      | 7770050         | POLK        | Acid         | ADJ    | 04/83                  | 1658          | 1.0                                       |
| TOTAL POPULATION SERVED BY SOURCE WATER SYSTEM |                 |             |              |        |                        | 1658          |   |
| POSTVILLE                                      | 0375053         | ALLAMAKEE   | Acid         | ADJ    | 11/65                  | 1475          | 1.1                                       |
| TOTAL POPULATION SERVED BY SOURCE WATER SYSTEM |                 |             |              |        |                        | 1475          |   |
| POWESHIEK WTR ASSOC                            | 8670701         | POWESHIEK   | NaF          | ADJ    | 12/85                  | 2596          | 1.0                                       |
| TOTAL POPULATION SERVED BY SOURCE WATER SYSTEM |                 |             |              |        |                        | 2596          |   |
| PRAIRIE CITY                                   | 5064055         | JASPER      | Acid         | ADJ    | 08/79                  | 1278          | 1.0                                       |
| TOTAL POPULATION SERVED BY SOURCE WATER SYSTEM |                 |             |              |        |                        | 1278          |   |
| PRAIRIE RIDGE HOMEOWNERS                       | 8503301         | STORY       |              |        | NATL                   | 72            | 1.9                                       |
| TOTAL POPULATION SERVED BY SOURCE WATER SYSTEM |                 |             |              |        |                        | 72            |   |
| PRESCOTT                                       | 0270056         | ADAMS       | Acid         | ADJ    | 03/84                  | 349           | 1.0                                       |
| TOTAL POPULATION SERVED BY SOURCE WATER SYSTEM |                 |             |              |        |                        | 349           |   |
| PRESTON  | 4965057         | JACKSON     | Acid         | ADJ    | 02/82                  | 1120          | 1.0                                       |
| TOTAL POPULATION SERVED BY SOURCE WATER SYSTEM |                 |             |              |        |                        | 1120          |   |

POPULATION SERVED FLUORIDATED DRINKING WATER BY SOURCE SYSTEM,  
CONSECUTIVE SYSTEM, AND COUNTY WITHIN STATE (AS OF 12/31/85)

IOWA

| WATER SYSTEM and<br>CONSECUTIVE SYSTEMS SERVED           | EPA<br>ID<br>NO | COUNTY     | CHEM<br>USED | STATUS | FLUOR<br>START<br>DATE | POP<br>SERVED | NATURAL SYSTEMS<br>NAT OPT<br>LEVEL LEVEL |
|--|-----------------|------------|--------------|--------|------------------------|---------------|---|
| QUIMBY   | 1855066         | CHEROKEE   | Acid         | ADJ    | 05/72                  | 424           | 1.0                                       |
| TOTAL POPULATION SERVED BY SOURCE WATER SYSTEM - - - - - |                 |            |              |        |                        | 424           |   |
| RANDALL  | 4039071         | HAMILTON   |              | NATL   |                        | 171           | 2.2                                       |
| TOTAL POPULATION SERVED BY SOURCE WATER SYSTEM - - - - - |                 |            |              |        |                        | 171           |   |
| RATHBUN RWA  | 0400900         | APPANOOSE  | Acid         | ADJ    | 05/79                  | 24500         | 1.0                                       |
| BLAKESBURG   | 9027014         | WAPELLO    |              | CONS   |                        | 404           |   |
| CANIRIL  | 8920001         | VAN BUREN  |              | CONS   |                        | 299           |   |
| CINCINATTI   | 0410026         | APPANOOSE  |              | CONS   |                        | 598           |   |
| DERBY  | 5909028         | APPANOOSE  |              | CONS   |                        | 151           |   |
| DRAKESVILLE  | 2618051         | DAVIS      |              | CONS   |                        | 212           |   |
| GARDEN GROVE   | 2725073         | DECATUR    |              | CONS   |                        | 297           |   |
| LINEVILLE  | 9352084         | WAYNE      |              | CONS   |                        | 319           |   |
| ALLERTON   | 9303024         | WAYNE      |              | CONS   |                        | 670           |   |
| LOVILLA  | 6858000         | MONROE     |              | CONS   |                        | 637           |   |
| LUCAS  | 5915004         | LUCAS      |              | CONS   |                        | 292           |   |
| MERCER CO FWS1-EAST, MO                                  | 2024383         | MERCER     |              | CONS   |                        | 0             |   |
| MORAVIA  | 0467008         | APPANOOSE  |              | CONS   |                        | 706           |   |
| MOULTON  | 0472012         | APPANOOSE  |              | CONS   |                        | 762           |   |
| MYSTIC   | 0477040         | APPANOOSE  |              | CONS   |                        | 665           |   |
| PULASKI  | 2662064         | DAVIS      |              | CONS   |                        | 267           |   |
| SEYMOUR  | 9368035         | WAYNE      |              | CONS   |                        | 1036          |   |
| TOTAL POPULATION SERVED BY SOURCE WATER SYSTEM - - - - - |                 |            |              |        |                        | 31815         |   |
| READLYN  | 0965073         | BREMER     |              | NATL   |                        | 858           | 0.9                                       |
| TOTAL POPULATION SERVED BY SOURCE WATER SYSTEM - - - - - |                 |            |              |        |                        | 858           |   |
| RED OAK  | 6950075         | MONTGOMERY | Acid         | ADJ    | 03/62                  | 6810          | 1.0                                       |
| TOTAL POPULATION SERVED BY SOURCE WATER SYSTEM - - - - - |                 |            |              |        |                        | 6810          |   |
| REINBECK   | 3870073         | GRUNDY     |              | NATL   |                        | 1808          | 1.6                                       |
| TOTAL POPULATION SERVED BY SOURCE WATER SYSTEM - - - - - |                 |            |              |        |                        | 1808          |   |
| REMPSEN  | 7568079         | PLYMOUTH   |              | NATL   |                        | 1592          | 0.7                                       |
| TOTAL POPULATION SERVED BY SOURCE WATER SYSTEM - - - - - |                 |            |              |        |                        | 1592          |   |
| RICEVILLE  | 4558001         | HOWARD     |              | NATL   |                        | 919           | 0.7                                       |
| TOTAL POPULATION SERVED BY SOURCE WATER SYSTEM - - - - - |                 |            |              |        |                        | 919           |   |

POPULATION SERVED FLUORIDATED DRINKING WATER BY SOURCE SYSTEM,  
CONSECUTIVE SYSTEM, AND COUNTY WITHIN STATE (AS OF 12/31/85)

# IOWA

| WATER SYSTEM and<br>CONSECUTIVE SYSTEMS SERVED           | EPA<br>ID<br>NO | COUNTY      | CHEM<br>USED | STATUS | FLUOR<br>START<br>DATE | POP<br>SERVED | NATURAL SYSTEMS<br>NAT<br>LEVEL | OPT<br>LEVEL |
|--|-----------------|-------------|--------------|--------|------------------------|---------------|---------------------------------|--------------|
| RICHLAND   | 5470083         | KEOKUK      |              |        | NATL                   | 600           | 1.5                             |              |
| TOTAL POPULATION SERVED BY SOURCE WATER SYSTEM - - - - - |                 |             |              |        |                        | 600           |                                 |              |
| RIDGEWAY   | 9680085         | WINNESHIEK  |              |        | NATL                   | 308           | 0.7                             |              |
| TOTAL POPULATION SERVED BY SOURCE WATER SYSTEM - - - - - |                 |             |              |        |                        | 308           |                                 |              |
| RINARD   | 1374086         | CALHOUN     |              |        | NATL                   | 97            | 1.0                             |              |
| TOTAL POPULATION SERVED BY SOURCE WATER SYSTEM - - - - - |                 |             |              |        |                        | 97            |                                 |              |
| RINGSTED   | 3275087         | EMMET       | Acid         | ADJ    | 10/82                  | 557           |                                 | 1.1          |
| TOTAL POPULATION SERVED BY SOURCE WATER SYSTEM - - - - - |                 |             |              |        |                        | 557           |                                 |              |
| RIVERSIDE  | 9260090         | WASHINGTON  | Acid         | ADJ    | 01/75                  | 826           |                                 | 1.0          |
| TOTAL POPULATION SERVED BY SOURCE WATER SYSTEM - - - - - |                 |             |              |        |                        | 826           |                                 |              |
| ROCK RAPIDS  | 6065092         | LYON        | NaF          | ADJ    | 02/80                  | 2693          |                                 | 1.1          |
| LYON-SIOUX RW-ROCK RAPIDS                                | 6000800         | LYON        |              | CONS   |                        | 942           |                                 |              |
| TOTAL POPULATION SERVED BY SOURCE WATER SYSTEM - - - - - |                 |             |              |        |                        | 3635          |                                 |              |
| ROCKFORD   | 3430091         | FLOYD       | Acid         | ADJ    | 12/85                  | 1012          |                                 | 1.1          |
| TOTAL POPULATION SERVED BY SOURCE WATER SYSTEM - - - - - |                 |             |              |        |                        | 1012          |                                 |              |
| ROCKWELL   | 1773097         | CERRO GORDO |              |        | NATL                   | 1039          | 2.3                             |              |
| TOTAL POPULATION SERVED BY SOURCE WATER SYSTEM - - - - - |                 |             |              |        |                        | 1039          |                                 |              |
| ROCKWELL CITY  | 1376098         | CALHOUN     |              |        | NATL                   | 2276          | 1.4                             |              |
| TOTAL POPULATION SERVED BY SOURCE WATER SYSTEM - - - - - |                 |             |              |        |                        | 2276          |                                 |              |
| RODMAN   | 7428022         | PALO ALTO   |              |        | NATL                   | 86            | 0.8                             |              |
| TOTAL POPULATION SERVED BY SOURCE WATER SYSTEM - - - - - |                 |             |              |        |                        | 86            |                                 |              |
| ROLAND   | 8570001         | STORY       |              |        | NATL                   | 1005          | 1.5                             |              |
| TOTAL POPULATION SERVED BY SOURCE WATER SYSTEM - - - - - |                 |             |              |        |                        | 1005          |                                 |              |
| ROLLIN HOME COUNTRY MANOR                                | 0600600         | BENTON      |              |        | NATL                   | 200           | 0.7                             |              |
| TOTAL POPULATION SERVED BY SOURCE WATER SYSTEM - - - - - |                 |             |              |        |                        | 200           |                                 |              |

POPULATION SERVED FLUORIDATED DRINKING WATER BY SOURCE SYSTEM,  
 CONSECUTIVE SYSTEM, AND COUNTY WITHIN STATE (AS OF 12/31/85)

IOWA

| WATER SYSTEM and<br>CONSECUTIVE SYSTEMS SERVED           | EPA<br>ID<br>NO | COUNTY    | CHEM<br>USED | STATUS | FLUOR<br>START<br>DATE | POP<br>SERVED | NATURAL SYSTEMS<br>NAT OPT<br>LEVEL LEVEL |
|--|-----------------|-----------|--------------|--------|------------------------|---------------|---|
| RUNNELLS   | 7774008         | POLK      |              |        | NATL                   | 377           | 1.6                                       |
| TOTAL POPULATION SERVED BY SOURCE WATER SYSTEM - - - - - |                 |           |              |        |                        | 377           |   |
| RUSSELL  | 5939009         | LUCAS     |              |        | NATL                   | 593           | 3.1                                       |
| TOTAL POPULATION SERVED BY SOURCE WATER SYSTEM - - - - - |                 |           |              |        |                        | 593           |   |
| RUTHVEN  | 7465010         | PALO ALTO | Acid         | ADJ    | 01/68                  | 769           | 1.1                                       |
| TOTAL POPULATION SERVED BY SOURCE WATER SYSTEM - - - - - |                 |           |              |        |                        | 769           |   |
| RYAN   | 2864013         | DELAWARE  | Acid         | ADJ    | 08/84                  | 390           | 1.1                                       |
| TOTAL POPULATION SERVED BY SOURCE WATER SYSTEM - - - - - |                 |           |              |        |                        | 390           |   |
| SAC CITY   | 8150015         | SAC       | Acid         | ADJ    | 03/79                  | 3000          | 1.0                                       |
| TOTAL POPULATION SERVED BY SOURCE WATER SYSTEM - - - - - |                 |           |              |        |                        | 3000          |   |
| SALEM  | 4478023         | HENRY     |              |        | NATL                   | 463           | 2.0                                       |
| HILLSBORO  | 4425032         | HENRY     |              |        | CONS                   | 208           |   |
| TOTAL POPULATION SERVED BY SOURCE WATER SYSTEM - - - - - |                 |           |              |        |                        | 671           |   |
| SANBORN  | 7165025         | O'BRIEN   | Acid         | ADJ    | 09/68                  | 1398          | 1.1                                       |
| TOTAL POPULATION SERVED BY SOURCE WATER SYSTEM - - - - - |                 |           |              |        |                        | 1398          |   |
| SCHALLER   | 8156028         | SAC       | Acid         | ADJ    | 09/82                  | 832           | 1.0                                       |
| TOTAL POPULATION SERVED BY SOURCE WATER SYSTEM - - - - - |                 |           |              |        |                        | 832           |   |
| SERGEANT BLUFF   | 9774033         | WOODBURY  |              |        | NATL                   | 2416          | 1.4                                       |
| TOTAL POPULATION SERVED BY SOURCE WATER SYSTEM - - - - - |                 |           |              |        |                        | 2416          |   |
| SHEFFIELD  | 3570037         | FRANKLIN  |              |        | NATL                   | 1224          | 1.7                                       |
| TOTAL POPULATION SERVED BY SOURCE WATER SYSTEM - - - - - |                 |           |              |        |                        | 1224          |   |
| SHELBY COUNTY RW   | 8300184         | SHELBY    | Acid         | ADJ    | 08/85                  | 870           | 1.0                                       |
| PERSIA   | 4360038         | HARRISON  |              |        | CONS                   | 355           |   |
| PORTSMOUTH   | 8365052         | SHELBY    |              |        | CONS                   | 240           |   |
| TENNANT  | 1479015         | SHELBY    |              |        | CONS                   | 77            |   |
| WESTPHALIA   | 8380011         | SHELBY    |              |        | CONS                   | 169           |   |
| TOTAL POPULATION SERVED BY SOURCE WATER SYSTEM - - - - - |                 |           |              |        |                        | 1711          |   |

POPULATION SERVED FLUORIDATED DRINKING WATER BY SOURCE SYSTEM,  
 CONSECUTIVE SYSTEM, AND COUNTY WITHIN STATE (AS OF 12/31/85)

IOWA

| WATER SYSTEM and<br>CONSECUTIVE SYSTEMS SERVED           | EPA<br>ID<br>NO | COUNTY   | CHEM<br>USED | STATUS | FLUOR<br>START<br>DATE | POP<br>SERVED | NATURAL SYSTEMS |              |
|--|-----------------|----------|--------------|--------|------------------------|---------------|-----------------|--------------|
|  |                 |          |              |        |                        |               | NAT<br>LEVEL    | OPT<br>LEVEL |
| SHELDON  | 7170040         | O'BRIEN  | Acid         | ADJ    | 09/73                  | 5003          |                 | 1.1          |
| TOTAL POPULATION SERVED BY SOURCE WATER SYSTEM - - - - - |                 |          |              |        |                        | 5003          |                 |              |
| SHELLSBURG   | 0670043         | BENTON   |              |        | NATL                   | 771           |                 | 0.7          |
| TOTAL POPULATION SERVED BY SOURCE WATER SYSTEM - - - - - |                 |          |              |        |                        | 771           |                 |              |
| SHENANDOAH   | 7383045         | PAGE     | Acid         | ADJ    | 08/62                  | 6274          |                 | 1.0          |
| TOTAL POPULATION SERVED BY SOURCE WATER SYSTEM - - - - - |                 |          |              |        |                        | 6274          |                 |              |
| SIBLEY   | 7245047         | OSCEOLA  | NaF          | ADJ    | 02/81                  | 3051          |                 | 1.1          |
| TOTAL POPULATION SERVED BY SOURCE WATER SYSTEM - - - - - |                 |          |              |        |                        | 3051          |                 |              |
| SIGOURNEY  | 5475050         | KEOKUK   | Acid         | ADJ    | 04/80                  | 2330          |                 | 1.0          |
| TOTAL POPULATION SERVED BY SOURCE WATER SYSTEM - - - - - |                 |          |              |        |                        | 2330          |                 |              |
| SIOUX CENTER   | 8486053         | SIOUX    | Acid         | ADJ    | 10/61                  | 4588          |                 | 1.1          |
| TOTAL POPULATION SERVED BY SOURCE WATER SYSTEM - - - - - |                 |          |              |        |                        | 4588          |                 |              |
| SIOUX CITY   | 9778054         | WOODBURY | Acid         | ADJ    | 05/73                  | 82003         |                 | 1.0          |
| TOTAL POPULATION SERVED BY SOURCE WATER SYSTEM - - - - - |                 |          |              |        |                        | 82003         |                 |              |
| SLATER   | 8580057         | STORY    | Acid         | ADJ    | 12/80                  | 1312          |                 | 1.0          |
| TOTAL POPULATION SERVED BY SOURCE WATER SYSTEM - - - - - |                 |          |              |        |                        | 1312          |                 |              |
| SOMERS   | 1381073         | CALHOUN  |              |        | NATL                   | 220           |                 | 1.2          |
| TOTAL POPULATION SERVED BY SOURCE WATER SYSTEM - - - - - |                 |          |              |        |                        | 220           |                 |              |
| SOUTH OAKS ESTATES                                       | 5500602         | KOSSUTH  |              |        | NATL                   | 151           |                 | 0.8          |
| TOTAL POPULATION SERVED BY SOURCE WATER SYSTEM - - - - - |                 |          |              |        |                        | 151           |                 |              |
| SOUTHDALE HOME OWNERS                                    | 5500822         | KOSSUTH  |              |        | NATL                   | 70            |                 | 0.7          |
| TOTAL POPULATION SERVED BY SOURCE WATER SYSTEM - - - - - |                 |          |              |        |                        | 70            |                 |              |
| SPENCER  | 2171071         | CLAY     | Acid         | ADJ    | 08/64                  | 11726         |                 | 1.1          |
| TOTAL POPULATION SERVED BY SOURCE WATER SYSTEM - - - - - |                 |          |              |        |                        | 11726         |                 |              |

POPULATION SERVED FLUORIDATED DRINKING WATER BY SOURCE SYSTEM,  
 CONSECUTIVE SYSTEM, AND COUNTY WITHIN STATE (AS OF 12/31/85)

IOWA

| WATER SYSTEM and<br>CONSECUTIVE SYSTEMS SERVED           | EPA<br>ID<br>NO | COUNTY     | CHEM<br>USED | STATUS | FLUOR<br>START<br>DATE | POP<br>SERVED | NATURAL SYSTEMS |              |
|--|-----------------|------------|--------------|--------|------------------------|---------------|-----------------|--------------|
|  |                 |            |              |        |                        |               | NAT<br>LEVEL    | OPT<br>LEVEL |
| SPIRIT LAKE  | 3070078         | DICKINSON  | Acid         | ADJ    | 08/68                  | 4522          |                 | 1.1          |
| TOTAL POPULATION SERVED BY SOURCE WATER SYSTEM - - - - - |                 |            |              |        |                        | 4522          |                 |              |
| SPRING GROVE MHP   | 2900677         | DES MOINES |              | NATL   |                        | 25            |                 | 3.2          |
| TOTAL POPULATION SERVED BY SOURCE WATER SYSTEM - - - - - |                 |            |              |        |                        | 25            |                 |              |
| SPRINGBROOK  | 4984086         | JACKSON    |              | NATL   |                        | 209           |                 | 0.7          |
| TOTAL POPULATION SERVED BY SOURCE WATER SYSTEM - - - - - |                 |            |              |        |                        | 209           |                 |              |
| SQUAW VALLEY HOMEOWNERS                                  | 8500301         | STORY      |              | NATL   |                        | 114           |                 | 0.8          |
| TOTAL POPULATION SERVED BY SOURCE WATER SYSTEM - - - - - |                 |            |              |        |                        | 114           |                 |              |
| SQUAW VALLEY SO SUBDIV                                   | 8503305         | STORY      |              | NATL   |                        | 60            |                 | 1.6          |
| TOTAL POPULATION SERVED BY SOURCE WATER SYSTEM - - - - - |                 |            |              |        |                        | 60            |                 |              |
| ST ANSGAR  | 6673016         | MITCHELL   | Acid         | ADJ    | 10/57                  | 1100          |                 | 1.1          |
| TOTAL POPULATION SERVED BY SOURCE WATER SYSTEM - - - - - |                 |            |              |        |                        | 1100          |                 |              |
| ST ANTHONY   | 6482017         | MARSHALL   |              | NATL   |                        | 140           |                 | 2.3          |
| TOTAL POPULATION SERVED BY SOURCE WATER SYSTEM - - - - - |                 |            |              |        |                        | 140           |                 |              |
| ST PAUL  | 5675022         | LEE        |              | NATL   |                        | 210           |                 | 2.6          |
| TOTAL POPULATION SERVED BY SOURCE WATER SYSTEM - - - - - |                 |            |              |        |                        | 210           |                 |              |
| STACYVILLE   | 6677089         | MITCHELL   | Acid         | ADJ    | 08/75                  | 538           |                 | 1.1          |
| TOTAL POPULATION SERVED BY SOURCE WATER SYSTEM - - - - - |                 |            |              |        |                        | 538           |                 |              |
| STANHOPE   | 4045090         | HAMILTON   |              | NATL   |                        | 492           |                 | 2.3          |
| TOTAL POPULATION SERVED BY SOURCE WATER SYSTEM - - - - - |                 |            |              |        |                        | 492           |                 |              |
| STANTON  | 6965091         | MONTCOMERY | Acid         | ADJ    | 08/73                  | 747           |                 | 1.0          |
| TOTAL POPULATION SERVED BY SOURCE WATER SYSTEM - - - - - |                 |            |              |        |                        | 747           |                 |              |
| STANWOOD   | 1681092         | CEDAR      | Acid         | ADJ    | 10/68                  | 705           |                 | 1.0          |
| TOTAL POPULATION SERVED BY SOURCE WATER SYSTEM - - - - - |                 |            |              |        |                        | 705           |                 |              |

POPULATION SERVED FLUORIDATED DRINKING WATER BY SOURCE SYSTEM,  
CONSECUTIVE SYSTEM, AND COUNTY WITHIN STATE (AS OF 12/31/85)

IOWA

| WATER SYSTEM and<br>CONSECUTIVE SYSTEMS SERVED           | EPA<br>ID<br>NO | COUNTY      | CHEM<br>USED | STATUS | FLUOR<br>START<br>DATE | POP<br>SERVED | NATURAL SYSTEMS<br>NAT OPT<br>LEVEL LEVEL |
|--|-----------------|-------------|--------------|--------|------------------------|---------------|---|
| STATE CENTER   | 6484093         | MARSHALL    |              | NATL   |                        | 1304          | 1.5                                       |
| TOTAL POPULATION SERVED BY SOURCE WATER SYSTEM - - - - - |                 |             |              |        |                        | 1304          |   |
| STOCKPORT  | 8973095         | VAN BUREN   |              | NATL   |                        | 272           | 2.2                                       |
| TOTAL POPULATION SERVED BY SOURCE WATER SYSTEM - - - - - |                 |             |              |        |                        | 272           |   |
| STORM LAKE   | 1178097         | BUENA VISTA | Acid         | ADJ    | 01/67                  | 8814          | 1.1                                       |
| LAKESIDE   | 1145047         | BUENA VISTA |              | CONS   |                        | 589           |   |
| TOTAL POPULATION SERVED BY SOURCE WATER SYSTEM - - - - - |                 |             |              |        |                        | 9403          |   |
| STORY CITY   | 8584000         | STORY       |              | NATL   |                        | 2763          | 1.9                                       |
| TOTAL POPULATION SERVED BY SOURCE WATER SYSTEM - - - - - |                 |             |              |        |                        | 2763          |   |
| STRATFORD  | 4051002         | WEBSTER     |              | NATL   |                        | 806           | 2.4                                       |
| TOTAL POPULATION SERVED BY SOURCE WATER SYSTEM - - - - - |                 |             |              |        |                        | 806           |   |
| SULLY  | 5076005         | JASPER      |              | NATL   |                        | 823           | 1.4                                       |
| TOTAL POPULATION SERVED BY SOURCE WATER SYSTEM - - - - - |                 |             |              |        |                        | 823           |   |
| SUMNER   | 0970006         | BREMER      |              | NATL   |                        | 2335          | 0.8                                       |
| TOTAL POPULATION SERVED BY SOURCE WATER SYSTEM - - - - - |                 |             |              |        |                        | 2335          |   |
| SUNRISE TAILER PARK                                      | 5700665         | LINN        |              | NATL   |                        | 90            | 0.8                                       |
| TOTAL POPULATION SERVED BY SOURCE WATER SYSTEM - - - - - |                 |             |              |        |                        | 90            |   |
| SUTHERLAND   | 7177007         | O'BRIEN     | Acid         | ADJ    | 08/83                  | 897           | 1.1                                       |
| TOTAL POPULATION SERVED BY SOURCE WATER SYSTEM - - - - - |                 |             |              |        |                        | 897           |   |
| SWALEDALE  | 1778008         | CERRO GORDO |              | NATL   |                        | 186           | 2.0                                       |
| TOTAL POPULATION SERVED BY SOURCE WATER SYSTEM - - - - - |                 |             |              |        |                        | 186           |   |
| SWEA CITY  | 5584009         | KOSSUTH     | Acid         | ADJ    | 06/85                  | 813           | 1.1                                       |
| TOTAL POPULATION SERVED BY SOURCE WATER SYSTEM - - - - - |                 |             |              |        |                        | 813           |   |
| TERRILL  | 3080016         | DICKINSON   | Acid         | ADJ    | 07/84                  | 420           | 1.1                                       |
| TOTAL POPULATION SERVED BY SOURCE WATER SYSTEM - - - - - |                 |             |              |        |                        | 420           |   |

POPULATION SERVED FLUORIDATED DRINKING WATER BY SOURCE SYSTEM,  
CONSECUTIVE SYSTEM, AND COUNTY WITHIN STATE (AS OF 12/31/85)

IOWA

| WATER SYSTEM and<br>CONSECUTIVE SYSTEMS SERVED           | EPA<br>ID<br>NO | COUNTY        | CHEM<br>USED | STATUS | FLUOR<br>START<br>DATE | POP<br>SERVED | NATURAL SYSTEMS |              |
|--|-----------------|---------------|--------------|--------|------------------------|---------------|-----------------|--------------|
|  |                 |               |              |        |                        |               | NAT<br>LEVEL    | OPT<br>LEVEL |
| THOMPSON   | 9585017         | WINNEBAGO     | Acid         | ADJ    | 02/83                  | 668           |                 | 1.1          |
| TOTAL POPULATION SERVED BY SOURCE WATER SYSTEM - - - - - |                 |               |              |        |                        | 668           |                 |              |
| THORNTON   | 1781019         | CERRO GORDO   |              | NATL   |                        | 442           |                 | 2.1          |
| TOTAL POPULATION SERVED BY SOURCE WATER SYSTEM - - - - - |                 |               |              |        |                        | 442           |                 |              |
| TIFFIN   | 5288021         | JOHNSON       | Acid         | ADJ    | 05/79                  | 413           |                 | 1.0          |
| TOTAL POPULATION SERVED BY SOURCE WATER SYSTEM - - - - - |                 |               |              |        |                        | 413           |                 |              |
| TIMBERLINE ASSOC   | 2900626         | DES MOINES    |              | NATL   |                        | 700           |                 | 3.1          |
| TOTAL POPULATION SERVED BY SOURCE WATER SYSTEM - - - - - |                 |               |              |        |                        | 700           |                 |              |
| TIPTON   | 1689022         | CEDAR         | Acid         | ADJ    | 07/62                  | 3055          |                 | 1.0          |
| TOTAL POPULATION SERVED BY SOURCE WATER SYSTEM - - - - - |                 |               |              |        |                        | 3055          |                 |              |
| TITONKA  | 5588026         | KOSSUTH       |              | NATL   |                        | 607           |                 | 1.0          |
| TOTAL POPULATION SERVED BY SOURCE WATER SYSTEM - - - - - |                 |               |              |        |                        | 607           |                 |              |
| TOLEDO   | 8676027         | TAMA          |              | NATL   |                        | 2442          |                 | 1.2          |
| TOTAL POPULATION SERVED BY SOURCE WATER SYSTEM - - - - - |                 |               |              |        |                        | 2442          |                 |              |
| TRAER  | 8681030         | TAMA          |              | NATL   |                        | 1703          |                 | 1.1          |
| TOTAL POPULATION SERVED BY SOURCE WATER SYSTEM - - - - - |                 |               |              |        |                        | 1703          |                 |              |
| TREYNOR  | 7866031         | POTTAWATTAMIE | Acid         | ADJ    | 11/85                  | 981           |                 | 1.0          |
| TOTAL POPULATION SERVED BY SOURCE WATER SYSTEM - - - - - |                 |               |              |        |                        | 981           |                 |              |
| TRIPOLI  | 0975032         | BREMER        | Acid         | ADJ    | 11/80                  | 1280          |                 | 1.1          |
| TOTAL POPULATION SERVED BY SOURCE WATER SYSTEM - - - - - |                 |               |              |        |                        | 1280          |                 |              |
| UNIVERSITY WS  | 5225101         | JOHNSON       | Acid         | ADJ    | 07/67                  | 8560          |                 | 1.0          |
| TOTAL POPULATION SERVED BY SOURCE WATER SYSTEM - - - - - |                 |               |              |        |                        | 8560          |                 |              |
| URBANA   | 0680041         | BENTON        |              | NATL   |                        | 574           |                 | 0.7          |
| TOTAL POPULATION SERVED BY SOURCE WATER SYSTEM - - - - - |                 |               |              |        |                        | 574           |                 |              |



POPULATION SERVED FLUORIDATED DRINKING WATER BY SOURCE SYSTEM,  
CONSECUTIVE SYSTEM, AND COUNTY WITHIN STATE (AS OF 12/31/85)

# IOWA

| WATER SYSTEM and<br>CONSECUTIVE SYSTEMS SERVED | EPA<br>ID<br>NO | COUNTY        | CHEM<br>USED | STATUS | FLUOR<br>START<br>DATE | POP<br>SERVED  | NATURAL SYSTEMS<br>NAT<br>LEVEL | OPT<br>LEVEL |
|--|-----------------|---------------|--------------|--------|------------------------|--|---------------------------------|--------------|
| VAN BUREN CO CARE                              | 8900901         | VAN BUREN     |              | NATL   |                        | 50   | 2.4                             |              |
|  |                 |               |              |        |                        | TOTAL POPULATION SERVED BY SOURCE WATER SYSTEM - - - - - | 50                              |              |
| VAN HORNE                                      | 0685045         | BENTON        |              | NATL   |                        | 682  | 1.4                             |              |
|  |                 |               |              |        |                        | TOTAL POPULATION SERVED BY SOURCE WATER SYSTEM - - - - - | 682                             |              |
| VAN METER                                      | 2570046         | DALLAS        | Acid         | ADJ    | 09/82                  | 747  |                                 | 1.0          |
|  |                 |               |              |        |                        | TOTAL POPULATION SERVED BY SOURCE WATER SYSTEM - - - - - | 747                             |              |
| VARINA   | 7642047         | POCAHONTAS    | Acid         | ADJ    | 01/85                  | 122  |                                 | 1.1          |
|  |                 |               |              |        |                        | TOTAL POPULATION SERVED BY SOURCE WATER SYSTEM - - - - - | 122                             |              |
| VICTOR   | 4875050         | IOWA          | Acid         | ADJ    | 09/68                  | 1046   |                                 | 1.0          |
|  |                 |               |              |        |                        | TOTAL POPULATION SERVED BY SOURCE WATER SYSTEM - - - - - | 1046                            |              |
| VILLISCA                                       | 6985051         | MONTGOMERY    | Acid         | ADJ    | 11/63                  | 1434   |                                 | 1.0          |
|  |                 |               |              |        |                        | TOTAL POPULATION SERVED BY SOURCE WATER SYSTEM - - - - - | 1434                            |              |
| VINCENT  | 9486052         | WEBSTER       |              | NATL   |                        | 198  | 1.0                             |              |
|  |                 |               |              |        |                        | TOTAL POPULATION SERVED BY SOURCE WATER SYSTEM - - - - - | 198                             |              |
| VINION   | 0688053         | BENTON        | Acid         | ADJ    | 06/74                  | 5040   |                                 | 1.0          |
|  |                 |               |              |        |                        | TOTAL POPULATION SERVED BY SOURCE WATER SYSTEM - - - - - | 5040                            |              |
| VOLGA CITY                                     | 2285055         | CLAYTON       |              | NATL   |                        | 310  | 1.2                             |              |
|  |                 |               |              |        |                        | TOTAL POPULATION SERVED BY SOURCE WATER SYSTEM - - - - - | 310                             |              |
| WALL LAKE                                      | 8166061         | SAC           | Acid         | ADJ    | 06/78                  | 892  |                                 | 1.0          |
|  |                 |               |              |        |                        | TOTAL POPULATION SERVED BY SOURCE WATER SYSTEM - - - - - | 892                             |              |
| WALNUT   | 7872062         | POTTAWATTAMIE |              | NATL   |                        | 897  | 2.9                             |              |
|  |                 |               |              |        |                        | TOTAL POPULATION SERVED BY SOURCE WATER SYSTEM - - - - - | 897                             |              |
| WASHINGTON                                     | 9271068         | WASHINGTON    |              | NATL   |                        | 6800   | 1.4                             |              |
|  |                 |               |              |        |                        | TOTAL POPULATION SERVED BY SOURCE WATER SYSTEM - - - - - | 6800                            |              |

POPULATION SERVED FLUORIDATED DRINKING WATER BY SOURCE SYSTEM,  
CONSECUTIVE SYSTEM, AND COUNTY WITHIN STATE (AS OF 12/31/85)

# IOWA

| WATER SYSTEM and<br>CONSECUTIVE SYSTEMS SERVED           | EPA<br>ID<br>NO | COUNTY     | CHEM<br>USED | STATUS | FLUOR<br>START<br>DATE | POP<br>SERVED | NATURAL SYSTEMS<br>NAT OPT<br>LEVEL LEVEL |
|--|-----------------|------------|--------------|--------|------------------------|---------------|---|
| WASHTA   | 1880073         | CHEROKEE   |              | NATL   |                        | 320           | 0.9                                       |
| TOTAL POPULATION SERVED BY SOURCE WATER SYSTEM - - - - - |                 |            |              |        |                        | 320           |   |
| WATERLOO   | 0790074         | BLACK HAWK | Acid         | ADJ    | 12/66                  | 75985         | 1.1                                       |
| HUDSON   | 0737062         | BLACK HAWK |              | CONS   |                        | 2267          |   |
| TOTAL POPULATION SERVED BY SOURCE WATER SYSTEM - - - - - |                 |            |              |        |                        | 78252         |   |
| WAUCOMA  | 3375001         | FAYETTE    |              | NATL   |                        | 308           | 2.1                                       |
| TOTAL POPULATION SERVED BY SOURCE WATER SYSTEM - - - - - |                 |            |              |        |                        | 308           |   |
| WAUKEE   | 2573080         | DALLAS     |              | NATL   |                        | 2227          | 2.9                                       |
| TOTAL POPULATION SERVED BY SOURCE WATER SYSTEM - - - - - |                 |            |              |        |                        | 2227          |   |
| WALKON   | 0398082         | ALLAMAKEE  | Acid         | ADJ    | 10/51                  | 3983          | 1.1                                       |
| TOTAL POPULATION SERVED BY SOURCE WATER SYSTEM - - - - - |                 |            |              |        |                        | 3983          |   |
| WAVERLY  | 0990085         | BREMER     |              | NATL   |                        | 8444          | 2.0                                       |
| TOTAL POPULATION SERVED BY SOURCE WATER SYSTEM - - - - - |                 |            |              |        |                        | 8444          |   |
| WAYLAND  | 4490091         | HENRY      |              | NATL   |                        | 720           | 1.4                                       |
| TOTAL POPULATION SERVED BY SOURCE WATER SYSTEM - - - - - |                 |            |              |        |                        | 720           |   |
| WEBB   | 2178092         | CLAY       |              | NATL   |                        | 222           | 0.7                                       |
| TOTAL POPULATION SERVED BY SOURCE WATER SYSTEM - - - - - |                 |            |              |        |                        | 222           |   |
| WEBSTER CITY   | 4063094         | HAMILTON   |              | NATL   |                        | 8572          | 0.8                                       |
| TOTAL POPULATION SERVED BY SOURCE WATER SYSTEM - - - - - |                 |            |              |        |                        | 8572          |   |
| WELLMAN  | 9276096         | WASHINGTON |              | NATL   |                        | 1125          | 0.9                                       |
| TOTAL POPULATION SERVED BY SOURCE WATER SYSTEM - - - - - |                 |            |              |        |                        | 1125          |   |
| WELLSBURG  | 3890097         | GRUNDY     |              | NATL   |                        | 761           | 2.0                                       |
| TOTAL POPULATION SERVED BY SOURCE WATER SYSTEM - - - - - |                 |            |              |        |                        | 761           |   |
| WESLEY   | 5592098         | KOSSUTH    |              | NATL   |                        | 598           | 1.0                                       |
| TOTAL POPULATION SERVED BY SOURCE WATER SYSTEM - - - - - |                 |            |              |        |                        | 598           |   |

POPULATION SERVED FLUORIDATED DRINKING WATER BY SOURCE SYSTEM,  
CONSECUTIVE SYSTEM, AND COUNTY WITHIN STATE (AS OF 12/31/85)

# IOWA

| WATER SYSTEM and<br>CONSECUTIVE SYSTEMS SERVED           | EPA<br>ID<br>NO | COUNTY     | CHEM<br>USED | STATUS | FLUOR<br>START<br>DATE | POP<br>SERVED | NATURAL SYSTEMS |              |
|--|-----------------|------------|--------------|--------|------------------------|---------------|-----------------|--------------|
|  |                 |            |              |        |                        |               | NAT<br>LEVEL    | OPT<br>LEVEL |
| WEST BEND  | 7470099         | KOSSUTH    |              |        | NATL                   | 941           | 1.1             |              |
| TOTAL POPULATION SERVED BY SOURCE WATER SYSTEM - - - - - |                 |            |              |        |                        | 941           |                 |              |
| WEST BRANCH  | 1694000         | CEDAR      | Acid         | ADJ    | 01/70                  | 1867          |                 | 1.0          |
| TOTAL POPULATION SERVED BY SOURCE WATER SYSTEM - - - - - |                 |            |              |        |                        | 1867          |                 |              |
| WEST BURLINGTON  | 2985002         | DES MOINES |              |        | NATL                   | 3371          | 3.2             |              |
| TOTAL POPULATION SERVED BY SOURCE WATER SYSTEM - - - - - |                 |            |              |        |                        | 3371          |                 |              |
| WEST CENTRAL RW BOYER                                    | 1400903         | SAC        | Acid         | ADJ    | 08/83                  | 2087          |                 | 1.0          |
| TOTAL POPULATION SERVED BY SOURCE WATER SYSTEM - - - - - |                 |            |              |        |                        | 2087          |                 |              |
| WEST CENTRAL RW NISH                                     | 1400902         | CARROLL    | Acid         | ADJ    | 08/83                  | 2396          |                 | 1.0          |
| ASPINWALL  | 2406070         | CRAWFORD   |              |        | CONS                   | 65            |                 |              |
| GRAY   | 0528004         | AUDUBON    |              |        | CONS                   | 108           |                 |              |
| TEMPLETON  | 1479015         | CARROLL    |              |        | CONS                   | 319           |                 |              |
| TOTAL POPULATION SERVED BY SOURCE WATER SYSTEM - - - - - |                 |            |              |        |                        | 2888          |                 |              |
| WEST DES MOINES  | 7785007         | POLK       |              |        | NATL                   | 23000         | 1.4             |              |
| TOTAL POPULATION SERVED BY SOURCE WATER SYSTEM - - - - - |                 |            |              |        |                        | 23000         |                 |              |
| WEST LIBERTY   | 7073010         | MUSCATINE  |              |        | NATL                   | 2723          | 2.0             |              |
| TOTAL POPULATION SERVED BY SOURCE WATER SYSTEM - - - - - |                 |            |              |        |                        | 2723          |                 |              |
| WEST POINT   | 5691012         | LEE        |              |        | NATL                   | 1133          | 3.0             |              |
| TOTAL POPULATION SERVED BY SOURCE WATER SYSTEM - - - - - |                 |            |              |        |                        | 1133          |                 |              |
| WESTWOOD   | 4453318         | HENRY      |              |        | NATL                   | 110           | 2.1             |              |
| TOTAL POPULATION SERVED BY SOURCE WATER SYSTEM - - - - - |                 |            |              |        |                        | 110           |                 |              |
| WESTWOOD HILLS ASSOC                                     | 2985003         | DES MOINES |              |        | NATL                   | 106           | 3.4             |              |
| TOTAL POPULATION SERVED BY SOURCE WATER SYSTEM - - - - - |                 |            |              |        |                        | 106           |                 |              |
| WHAT CHEER   | 5493016         | KEOKUK     |              |        | NATL                   | 803           | 1.4             |              |
| TOTAL POPULATION SERVED BY SOURCE WATER SYSTEM - - - - - |                 |            |              |        |                        | 803           |                 |              |

POPULATION SERVED FLUORIDATED DRINKING WATER BY SOURCE SYSTEM,  
 CONSECUTIVE SYSTEM, AND COUNTY WITHIN STATE (AS OF 12/31/85)

IOWA

| WATER SYSTEM and<br>CONSECUTIVE SYSTEMS SERVED           | EPA<br>ID<br>NO | COUNTY    | CHEM<br>USED | STATUS | FLUOR<br>START<br>DATE | POP<br>SERVED | NATURAL SYSTEMS<br>NAT OPT<br>LEVEL LEVEL |
|--|-----------------|-----------|--------------|--------|------------------------|---------------|---|
| WHEATLAND  | 2394017         | CLINTON   |              |        | NATL                   | 840           | 0.9                                       |
| TOTAL POPULATION SERVED BY SOURCE WATER SYSTEM - - - - - |                 |           |              |        |                        | 840           |   |
| WHITTEMORE   | 5595020         | KOSSUTH   | Acid         | ADJ    | 05/70                  | 647           | 1.1                                       |
| TOTAL POPULATION SERVED BY SOURCE WATER SYSTEM - - - - - |                 |           |              |        |                        | 647           |   |
| WILLIAMS   | 4070022         | HAMILTON  |              |        | NATL                   | 410           | 1.4                                       |
| TOTAL POPULATION SERVED BY SOURCE WATER SYSTEM - - - - - |                 |           |              |        |                        | 410           |   |
| WILLIAMSBURG   | 4884023         | IOWA      |              |        | NATL                   | 2033          | 0.8                                       |
| TOTAL POPULATION SERVED BY SOURCE WATER SYSTEM - - - - - |                 |           |              |        |                        | 2033          |   |
| WILTON   | 7078026         | MUSCATINE | Acid         | ADJ    | 01/71                  | 2502          | 1.0                                       |
| TOTAL POPULATION SERVED BY SOURCE WATER SYSTEM - - - - - |                 |           |              |        |                        | 2502          |   |
| WINFIELD   | 4493028         | HENRY     |              |        | NATL                   | 1042          | 1.4                                       |
| TOTAL POPULATION SERVED BY SOURCE WATER SYSTEM - - - - - |                 |           |              |        |                        | 1042          |   |
| WINTER MHP   | 1900601         | CHICKASAW |              |        | NATL                   | 45            | 0.7                                       |
| TOTAL POPULATION SERVED BY SOURCE WATER SYSTEM - - - - - |                 |           |              |        |                        | 45            |   |
| WINTERSET  | 6171029         | MADISON   | Acid         | ADJ    | 01/64                  | 4021          | 1.0                                       |
| TOTAL POPULATION SERVED BY SOURCE WATER SYSTEM - - - - - |                 |           |              |        |                        | 4021          |   |
| WINTHROP   | 1093031         | BUCHANAN  | Acid         | ADJ    | 07/68                  | 767           | 1.1                                       |
| TOTAL POPULATION SERVED BY SOURCE WATER SYSTEM - - - - - |                 |           |              |        |                        | 767           |   |
| WOODBINE   | 4388034         | HARRISON  | Acid         | ADJ    | 07/82                  | 1463          | 1.0                                       |
| TOTAL POPULATION SERVED BY SOURCE WATER SYSTEM - - - - - |                 |           |              |        |                        | 1463          |   |
| WOODWARD   | 2576036         | DALLAS    | Acid         | ADJ    | 07/70                  | 1212          | 1.0                                       |
| TOTAL POPULATION SERVED BY SOURCE WATER SYSTEM - - - - - |                 |           |              |        |                        | 1212          |   |
| WOODWARD SHS   | 0800923         | DALLAS    | Acid         | ADJ    | 09/67                  | 600           | 1.0                                       |
| TOTAL POPULATION SERVED BY SOURCE WATER SYSTEM - - - - - |                 |           |              |        |                        | 600           |   |

POPULATION SERVED FLUORIDATED DRINKING WATER BY SOURCE SYSTEM,  
 CONSECUTIVE SYSTEM, AND COUNTY WITHIN STATE (AS OF 12/31/85)

**IOWA**

| WATER SYSTEM and<br>CONSECUTIVE SYSTEMS SERVED           | EPA<br>ID<br>NO | COUNTY  | CHEM<br>USED | STATUS | FLUOR<br>START<br>DATE | POP<br>SERVED | NATURAL SYSTEMS |              |
|--|-----------------|---------|--------------|--------|------------------------|---------------|-----------------|--------------|
|  |                 |         |              |        |                        |               | NAT<br>LEVEL    | OPT<br>LEVEL |
| WORTHINGTON  | 3189001         | DUBUQUE |              |        | NATL                   | 432           | 1.9             |              |
| TOTAL POPULATION SERVED BY SOURCE WATER SYSTEM - - - - - |                 |         |              |        |                        | 432           |                 |              |
| XENIA RWS  | 2576705         | DALLAS  | NaF          |        | ADJ 02/83              | 1902          |                 | 1.0          |
| MINBURN  | 2547085         | DALLAS  |              |        | CONS                   | 390           |                 |              |
| TOTAL POPULATION SERVED BY SOURCE WATER SYSTEM - - - - - |                 |         |              |        |                        | 2292          |                 |              |

POPULATION SERVED FLUORIDATED DRINKING WATER BY SOURCE SYSTEM,  
CONSECUTIVE SYSTEM, AND COUNTY WITHIN STATE (AS OF 12/31/80)

**KANSAS**

| WATER SYSTEM and<br>CONSECUTIVE SYSTEMS SERVED | EPA<br>ID<br>NO | COUNTY    | CHEM<br>USED | STATUS | FLUOR<br>START<br>DATE | POP<br>SERVED  | NATURAL SYSTEMS |              |
|--|-----------------|-----------|--------------|--------|------------------------|--|-----------------|--------------|
|  |                 |           |              |        |                        |  | NAT<br>LEVEL    | OPT<br>LEVEL |
| ARCADIA  |                 | CRAWFORD  |              |        | NATL                   | 332  | 0.0             |              |
|  |                 |           |              |        |                        | TOTAL POPULATION SERVED BY SOURCE WATER SYSTEM - - - - - | 332             |              |
| ARKANSAS CITY                                  |                 | COWLEY    | NaSiF6       | ADJ    | 04/53                  | 14155  | 1.0             |              |
|  |                 |           |              |        |                        | TOTAL POPULATION SERVED BY SOURCE WATER SYSTEM - - - - - | 14155           |              |
| ARMA   |                 | CRAWFORD  |              |        | NATL                   | 1395   | 0.0             |              |
|  |                 |           |              |        |                        | TOTAL POPULATION SERVED BY SOURCE WATER SYSTEM - - - - - | 1395            |              |
| ASHLAND  |                 | CLARK     | Acid         | ADJ    | 09/65                  | 1100   | 1.0             |              |
|  |                 |           |              |        |                        | TOTAL POPULATION SERVED BY SOURCE WATER SYSTEM - - - - - | 1100            |              |
| ATCHISON                                       |                 | ATCHISON  | Acid         | ADJ    | 07/69                  | 14335  | 1.0             |              |
|  |                 |           |              |        |                        | TOTAL POPULATION SERVED BY SOURCE WATER SYSTEM - - - - - | 14335           |              |
| ATWOOD   |                 | RAWLINS   |              |        | NATL                   | 1788   | 0.0             |              |
|  |                 |           |              |        |                        | TOTAL POPULATION SERVED BY SOURCE WATER SYSTEM - - - - - | 1788            |              |
| BIRD CITY                                      |                 | CHEYENNE  |              |        | NATL                   | 659  | 0.0             |              |
|  |                 |           |              |        |                        | TOTAL POPULATION SERVED BY SOURCE WATER SYSTEM - - - - - | 659             |              |
| BONNER SPRINGS                                 |                 | WYANDOTTE | Acid         | ADJ    | 12/59                  | 8446   | 1.0             |              |
|  |                 |           |              |        |                        | TOTAL POPULATION SERVED BY SOURCE WATER SYSTEM - - - - - | 8446            |              |
| BREWSTER                                       |                 | THOMAS    |              |        | NATL                   | 169  | 0.0             |              |
|  |                 |           |              |        |                        | TOTAL POPULATION SERVED BY SOURCE WATER SYSTEM - - - - - | 169             |              |
| BURDETT  |                 | PAWNEE    |              |        | NATL                   | 275  | 0.0             |              |
|  |                 |           |              |        |                        | TOTAL POPULATION SERVED BY SOURCE WATER SYSTEM - - - - - | 275             |              |
| BURLINGTON                                     |                 | COFFEY    | NaSiF6       | ADJ    | 06/59                  | 4628   | 1.0             |              |
|  |                 |           |              |        |                        | TOTAL POPULATION SERVED BY SOURCE WATER SYSTEM - - - - - | 4628            |              |
| BURNS  |                 | MARION    |              |        | NATL                   | 278  | 0.0             |              |
|  |                 |           |              |        |                        | TOTAL POPULATION SERVED BY SOURCE WATER SYSTEM - - - - - | 278             |              |

POPULATION SERVED FLUORIDATED DRINKING WATER BY SOURCE SYSTEM,  
CONSECUTIVE SYSTEM, AND COUNTY WITHIN STATE (AS OF 12/31/80)

**KANSAS**

| WATER SYSTEM and<br>CONSECUTIVE SYSTEMS SERVED | EPA<br>ID<br>NO | COUNTY     | CHEM<br>USED | STATUS | FLUOR<br>START<br>DATE | POP<br>SERVED | NATURAL SYSTEMS<br>NAT<br>LEVEL | OPT<br>LEVEL |
|--|-----------------|------------|--------------|--------|------------------------|---------------|---------------------------------|--------------|
| CAPALDO  |                 |            |              |        | NATL                   | 0             | 0.0                             |              |
| TOTAL POPULATION SERVED BY SOURCE WATER SYSTEM |                 |            |              |        |                        | 0             |                                 |              |
| CHANUTE  |                 | NEOSHO     | NaSiF6       | ADJ    | 09/56                  | 11386         |                                 | 1.0          |
| TOTAL POPULATION SERVED BY SOURCE WATER SYSTEM |                 |            |              |        |                        | 11386         |                                 |              |
| CHEROKEE                                       |                 | CRAWFORD   |              |        | NATL                   | 791           | 0.0                             |              |
| TOTAL POPULATION SERVED BY SOURCE WATER SYSTEM |                 |            |              |        |                        | 791           |                                 |              |
| CHEROKEE CO RWD 1                              |                 | CHEROKEE   |              |        | NATL                   | 0             | 0.0                             |              |
| TOTAL POPULATION SERVED BY SOURCE WATER SYSTEM |                 |            |              |        |                        | 0             |                                 |              |
| CIRCLEVILLE                                    |                 | JACKSON    |              |        | NATL                   | 162           | 0.0                             |              |
| TOTAL POPULATION SERVED BY SOURCE WATER SYSTEM |                 |            |              |        |                        | 162           |                                 |              |
| COFFEYVILLE                                    |                 | MONTGOMERY | NaSiF6       | ADJ    |                        | 17988         |                                 | 1.0          |
| TOTAL POPULATION SERVED BY SOURCE WATER SYSTEM |                 |            |              |        |                        | 17988         |                                 |              |
| COLBY  |                 | THOMAS     |              |        | NATL                   | 5014          | 0.0                             |              |
| TOTAL POPULATION SERVED BY SOURCE WATER SYSTEM |                 |            |              |        |                        | 5014          |                                 |              |
| COLUMBUS                                       |                 | CHEROKEE   |              |        | NATL                   | 3212          | 0.0                             |              |
| TOTAL POPULATION SERVED BY SOURCE WATER SYSTEM |                 |            |              |        |                        | 3212          |                                 |              |
| COOLIDGE                                       |                 | HAMILTON   |              |        | NATL                   | 90            | 0.0                             |              |
| TOTAL POPULATION SERVED BY SOURCE WATER SYSTEM |                 |            |              |        |                        | 90            |                                 |              |
| COUNCIL GROVE                                  |                 | MORRIS     | NaSiF6       | ADJ    | 07/58                  | 2381          |                                 | 1.0          |
| TOTAL POPULATION SERVED BY SOURCE WATER SYSTEM |                 |            |              |        |                        | 2381          |                                 |              |
| CRAWFORD CO RWD 2                              |                 | CRAWFORD   |              |        | NATL                   | 0             | 0.0                             |              |
| TOTAL POPULATION SERVED BY SOURCE WATER SYSTEM |                 |            |              |        |                        | 0             |                                 |              |
| CRAWFORD CO RWD 3                              |                 | CRAWFORD   |              |        | NATL                   | 0             | 0.0                             |              |
| TOTAL POPULATION SERVED BY SOURCE WATER SYSTEM |                 |            |              |        |                        | 0             |                                 |              |

POPULATION SERVED FLUORIDATED DRINKING WATER BY SOURCE SYSTEM,  
CONSECUTIVE SYSTEM, AND COUNTY WITHIN STATE (AS OF 12/31/80)

**KANSAS**

| WATER SYSTEM and<br>CONSECUTIVE SYSTEMS SERVED           | EPA<br>ID<br>NO | COUNTY    | CHEM<br>USED | STATUS | FLUOR<br>START<br>DATE | POP<br>SERVED | NATURAL SYSTEMS<br>NAT OPT<br>LEVEL LEVEL |
|--|-----------------|-----------|--------------|--------|------------------------|---------------|---|
| CRAWFORD CO RWD 4  |                 | CRAWFORD  |              | NATL   |                        | 0             | 0.0                                       |
| TOTAL POPULATION SERVED BY SOURCE WATER SYSTEM - - - - - |                 |           |              |        |                        | 0             |   |
| DAMAR  |                 | ROOKS     |              | NATL   |                        | 258           | 0.0                                       |
| TOTAL POPULATION SERVED BY SOURCE WATER SYSTEM - - - - - |                 |           |              |        |                        | 258           |   |
| DEERFIELD  |                 | KEARNY    |              | NATL   |                        | 511           | 0.0                                       |
| TOTAL POPULATION SERVED BY SOURCE WATER SYSTEM - - - - - |                 |           |              |        |                        | 511           |   |
| DERBY  |                 | SEDGWICK  |              | NATL   |                        | 8269          | 0.0                                       |
| TOTAL POPULATION SERVED BY SOURCE WATER SYSTEM - - - - - |                 |           |              |        |                        | 8269          |   |
| DIGHTON  |                 | LANE      |              | NATL   |                        | 1538          | 0.0                                       |
| TOTAL POPULATION SERVED BY SOURCE WATER SYSTEM - - - - - |                 |           |              |        |                        | 1538          |   |
| DODGE CITY   |                 | FORD      |              | NATL   |                        | 15292         | 0.0                                       |
| TOTAL POPULATION SERVED BY SOURCE WATER SYSTEM - - - - - |                 |           |              |        |                        | 15292         |   |
| EL DORADO  |                 | BUTLER    | NaSiF6       | ADJ    |                        | 17795         | 1.0                                       |
| TOTAL POPULATION SERVED BY SOURCE WATER SYSTEM - - - - - |                 |           |              |        |                        | 17795         |   |
| ELLINWOOD  |                 | BARTON    |              | NATL   |                        | 2448          | 0.0                                       |
| TOTAL POPULATION SERVED BY SOURCE WATER SYSTEM - - - - - |                 |           |              |        |                        | 2448          |   |
| ELLSWORTH  |                 | ELLSWORTH | NaSiF6       | ADJ    | 02/66                  | 2465          | 1.0                                       |
| TOTAL POPULATION SERVED BY SOURCE WATER SYSTEM - - - - - |                 |           |              |        |                        | 2465          |   |
| EMPORIA  |                 | LYON      | NaSiF6       | ADJ    |                        | 27885         | 1.0                                       |
| TOTAL POPULATION SERVED BY SOURCE WATER SYSTEM - - - - - |                 |           |              |        |                        | 27885         |   |
| EUREKA   |                 | GREENWOOD | NaSiF6       | ADJ    | 05/58                  | 5304          | 1.0                                       |
| TOTAL POPULATION SERVED BY SOURCE WATER SYSTEM - - - - - |                 |           |              |        |                        | 5304          |   |
| FOWLER   |                 | MEADE     |              | NATL   |                        | 600           | 0.0                                       |
| TOTAL POPULATION SERVED BY SOURCE WATER SYSTEM - - - - - |                 |           |              |        |                        | 600           |   |



POPULATION SERVED FLUORIDATED DRINKING WATER BY SOURCE SYSTEM,  
 CONSECUTIVE SYSTEM, AND COUNTY WITHIN STATE (AS OF 12/31/80)

# KANSAS

| WATER SYSTEM and<br>CONSECUTIVE SYSTEMS SERVED           | EPA<br>ID<br>NO    | COUNTY                | CHEM<br>USED | STATUS      | FLUOR<br>START<br>DATE | POP<br>SERVED | NATURAL SYSTEMS<br>NAT<br>LEVEL | OPT<br>LEVEL |
|--|--------------------|-----------------------|--------------|-------------|------------------------|---------------|---------------------------------|--------------|
| FREDONIA   |                    | WILSON                | NaSiF6       | ADJ         | 06/54                  | 4922          |                                 | 1.0          |
| TOTAL POPULATION SERVED BY SOURCE WATER SYSTEM - - - - - |                    |                       |              |             |                        | 4922          |                                 |              |
| FT LEAVENWORTH   |                    | LEAVENWORTH           |              | ADJ         |                        | 9700          |                                 | 1.0          |
| TOTAL POPULATION SERVED BY SOURCE WATER SYSTEM - - - - - |                    |                       |              |             |                        | 9700          |                                 |              |
| FT RILEY   |                    | RILEY                 | Acid         | ADJ         | 08/64                  | 25000         |                                 | 1.0          |
| TOTAL POPULATION SERVED BY SOURCE WATER SYSTEM - - - - - |                    |                       |              |             |                        | 25000         |                                 |              |
| FT SCOTT   |                    | BOURBON               | Acid         | ADJ         |                        | 12870         |                                 | 1.0          |
| TOTAL POPULATION SERVED BY SOURCE WATER SYSTEM - - - - - |                    |                       |              |             |                        | 12870         |                                 |              |
| FT SCOTT<br>VERNON CO RWD 7, MO                          | 2001104<br>5024622 | BOURBON<br>VERNON, MO | Acid         | ADJ<br>CONS | 06/52                  | 12870<br>0    |                                 | 1.0          |
| TOTAL POPULATION SERVED BY SOURCE WATER SYSTEM - - - - - |                    |                       |              |             |                        | 12870         |                                 |              |
| GARDEN CITY  |                    | FINNEY                |              | NATL        |                        | 17241         | 0.0                             |              |
| TOTAL POPULATION SERVED BY SOURCE WATER SYSTEM - - - - - |                    |                       |              |             |                        | 17241         |                                 |              |
| GARDNER  |                    | JOHNSON               | NaSiF6       | ADJ         | 12/66                  | 2392          |                                 | 1.0          |
| TOTAL POPULATION SERVED BY SOURCE WATER SYSTEM - - - - - |                    |                       |              |             |                        | 2392          |                                 |              |
| GARNETT  |                    | ANDERSON              | Acid         | ADJ         |                        | 3496          |                                 | 1.0          |
| TOTAL POPULATION SERVED BY SOURCE WATER SYSTEM - - - - - |                    |                       |              |             |                        | 3496          |                                 |              |
| GIRARD   |                    | CRAWFORD              |              | NATL        |                        | 2582          | 0.0                             |              |
| TOTAL POPULATION SERVED BY SOURCE WATER SYSTEM - - - - - |                    |                       |              |             |                        | 2582          |                                 |              |
| GOODLAND   |                    | SHERMAN               |              | NATL        |                        | 5636          | 0.0                             |              |
| TOTAL POPULATION SERVED BY SOURCE WATER SYSTEM - - - - - |                    |                       |              |             |                        | 5636          |                                 |              |
| GRAINFIELD   |                    | GOVE                  |              | NATL        |                        | 356           | 0.0                             |              |
| TOTAL POPULATION SERVED BY SOURCE WATER SYSTEM - - - - - |                    |                       |              |             |                        | 356           |                                 |              |
| GREAT BEND   |                    | BARTON                |              | NATL        |                        | 16098         | 0.0                             |              |
| TOTAL POPULATION SERVED BY SOURCE WATER SYSTEM - - - - - |                    |                       |              |             |                        | 16098         |                                 |              |

POPULATION SERVED FLUORIDATED DRINKING WATER BY SOURCE SYSTEM,  
 CONSECUTIVE SYSTEM, AND COUNTY WITHIN STATE (AS OF 12/31/80)

**KANSAS**

| WATER SYSTEM and<br>CONSECUTIVE SYSTEMS SERVED           | EPA<br>ID<br>NO | COUNTY     | CHEM<br>USED | STATUS | FLUOR<br>START<br>DATE | POP<br>SERVED | NATURAL SYSTEMS<br>NAT<br>LEVEL | OPT<br>LEVEL |
|--|-----------------|------------|--------------|--------|------------------------|---------------|---------------------------------|--------------|
| GRINNELL   |                 | GOVE       |              |        |                        | 432           |                                 | 0.0          |
| TOTAL POPULATION SERVED BY SOURCE WATER SYSTEM - - - - - |                 |            |              |        |                        | 432           |                                 |              |
| HANSTON  |                 | HODGEMAN   |              |        |                        | 273           |                                 | 0.0          |
| TOTAL POPULATION SERVED BY SOURCE WATER SYSTEM - - - - - |                 |            |              |        |                        | 273           |                                 |              |
| HAYS   |                 | ELLIS      | NaSiF6       | ADJ    | 08/52                  | 16325         |                                 | 1.0          |
| TOTAL POPULATION SERVED BY SOURCE WATER SYSTEM - - - - - |                 |            |              |        |                        | 16325         |                                 |              |
| HERINGTON  |                 | DICKINSON  | NaSiF6       | ADJ    | 07/61                  | 3000          |                                 | 1.0          |
| TOTAL POPULATION SERVED BY SOURCE WATER SYSTEM - - - - - |                 |            |              |        |                        | 3000          |                                 |              |
| HERNDON  |                 | RAWLINS    |              |        |                        | 245           |                                 | 0.0          |
| TOTAL POPULATION SERVED BY SOURCE WATER SYSTEM - - - - - |                 |            |              |        |                        | 245           |                                 |              |
| HILL CITY  |                 | GRAHAM     |              |        |                        | 1983          |                                 | 0.0          |
| TOTAL POPULATION SERVED BY SOURCE WATER SYSTEM - - - - - |                 |            |              |        |                        | 1983          |                                 |              |
| HILLSBORO  |                 | MARION     |              |        |                        | 2419          |                                 | 0.0          |
| TOTAL POPULATION SERVED BY SOURCE WATER SYSTEM - - - - - |                 |            |              |        |                        | 2419          |                                 |              |
| HOLCOMB  |                 | FINNEY     |              |        |                        | 331           |                                 | 0.0          |
| TOTAL POPULATION SERVED BY SOURCE WATER SYSTEM - - - - - |                 |            |              |        |                        | 331           |                                 |              |
| HOXIE  |                 | SHERIDAN   |              |        |                        | 1567          |                                 | 0.0          |
| TOTAL POPULATION SERVED BY SOURCE WATER SYSTEM - - - - - |                 |            |              |        |                        | 1567          |                                 |              |
| INDEPENDENCE   |                 | MONTCOMERY | NaSiF6       | ADJ    | 08/55                  | 15590         |                                 | 1.0          |
| TOTAL POPULATION SERVED BY SOURCE WATER SYSTEM - - - - - |                 |            |              |        |                        | 15590         |                                 |              |
| IOLA   |                 | ALLEN      | Acid         | ADJ    |                        | 10465         |                                 | 1.0          |
| TOTAL POPULATION SERVED BY SOURCE WATER SYSTEM - - - - - |                 |            |              |        |                        | 10465         |                                 |              |
| JOHNSON  |                 | STANTON    |              |        |                        | 1287          |                                 | 0.0          |
| TOTAL POPULATION SERVED BY SOURCE WATER SYSTEM - - - - - |                 |            |              |        |                        | 1287          |                                 |              |

POPULATION SERVED FLUORIDATED DRINKING WATER BY SOURCE SYSTEM,  
 CONSECUTIVE SYSTEM, AND COUNTY WITHIN STATE (AS OF 12/31/80)

**KANSAS**

| WATER SYSTEM and<br>CONSECUTIVE SYSTEMS SERVED           | EPA<br>ID<br>NO | COUNTY    | CHEM<br>USED | STATUS | FLUOR<br>START<br>DATE | POP<br>SERVED | NATURAL SYSTEMS<br>NAT<br>LEVEL | OPT<br>LEVEL |
|--|-----------------|-----------|--------------|--------|------------------------|---------------|---------------------------------|--------------|
| JOHNSON WD 1   |                 | JOHNSON   | NaSiF6       | ADJ    |                        | 205521        |                                 | 1.0          |
| TOTAL POPULATION SERVED BY SOURCE WATER SYSTEM - - - - - |                 |           |              |        |                        | 205521        |                                 |              |
| JUNCTION CITY  |                 | GEARY     | NaSiF6       | ADJ    |                        | 19512         |                                 | 1.0          |
| TOTAL POPULATION SERVED BY SOURCE WATER SYSTEM - - - - - |                 |           |              |        |                        | 19512         |                                 |              |
| KANORADO   |                 | SHERMAN   |              | NATL   |                        | 321           |                                 | 0.0          |
| TOTAL POPULATION SERVED BY SOURCE WATER SYSTEM - - - - - |                 |           |              |        |                        | 321           |                                 |              |
| KANSAS CITY  |                 | WYANDOTTE | Acid         | ADJ    |                        | 165221        |                                 | 1.0          |
| TOTAL POPULATION SERVED BY SOURCE WATER SYSTEM - - - - - |                 |           |              |        |                        | 165221        |                                 |              |
| KLSMET   |                 | SEWARD    |              | NATL   |                        | 348           |                                 | 0.0          |
| TOTAL POPULATION SERVED BY SOURCE WATER SYSTEM - - - - - |                 |           |              |        |                        | 348           |                                 |              |
| LAKIN  |                 | KEARNY    |              | NATL   |                        | 1821          |                                 | 0.0          |
| TOTAL POPULATION SERVED BY SOURCE WATER SYSTEM - - - - - |                 |           |              |        |                        | 1821          |                                 |              |
| LANE CO RWD 1  |                 | LANE      |              | NATL   |                        | 0             |                                 | 0.0          |
| TOTAL POPULATION SERVED BY SOURCE WATER SYSTEM - - - - - |                 |           |              |        |                        | 0             |                                 |              |
| LARNED   |                 | PAWNEE    |              | NATL   |                        | 4827          |                                 | 0.0          |
| TOTAL POPULATION SERVED BY SOURCE WATER SYSTEM - - - - - |                 |           |              |        |                        | 4827          |                                 |              |
| LATHAM   |                 | BUTLER    |              | NATL   |                        | 158           |                                 | 0.0          |
| TOTAL POPULATION SERVED BY SOURCE WATER SYSTEM - - - - - |                 |           |              |        |                        | 158           |                                 |              |
| LAWRENCE   |                 | DOUGLAS   | NaSiF6       | ADJ    |                        | 54013         |                                 | 1.0          |
| TOTAL POPULATION SERVED BY SOURCE WATER SYSTEM - - - - - |                 |           |              |        |                        | 54013         |                                 |              |
| LEOTI  |                 | WICHITA   |              | NATL   |                        | 2002          |                                 | 0.0          |
| TOTAL POPULATION SERVED BY SOURCE WATER SYSTEM - - - - - |                 |           |              |        |                        | 2002          |                                 |              |
| LIEBENTHAL   |                 | RUSH      |              | NATL   |                        | 176           |                                 | 0.0          |
| TOTAL POPULATION SERVED BY SOURCE WATER SYSTEM - - - - - |                 |           |              |        |                        | 176           |                                 |              |

POPULATION SERVED FLUORIDATED DRINKING WATER BY SOURCE SYSTEM,  
 CONSECUTIVE SYSTEM, AND COUNTY WITHIN STATE (AS OF 12/31/80)

**KANSAS**

| WATER SYSTEM and<br>CONSECUTIVE SYSTEMS SERVED           | EPA<br>ID<br>NO | COUNTY     | CHEM<br>USED | STATUS | FLUOR<br>START<br>DATE | POP<br>SERVED | NATURAL SYSTEMS<br>NAT OPT<br>LEVEL LEVEL |
|--|-----------------|------------|--------------|--------|------------------------|---------------|---|
| LINCOLN  |                 | LINCOLN    | NaSiF6       | ADJ    | 06/71                  | 1599          | 1.0                                       |
| TOTAL POPULATION SERVED BY SOURCE WATER SYSTEM - - - - - |                 |            |              |        |                        | 1599          |   |
| LYONS  |                 | RICE       | NaSiF6       | ADJ    | 05/58                  | 4152          | 1.0                                       |
| TOTAL POPULATION SERVED BY SOURCE WATER SYSTEM - - - - - |                 |            |              |        |                        | 4152          |   |
| MAHASKA  |                 | WASHINGTON |              | NATL   |                        | 97            | 0.0                                       |
| TOTAL POPULATION SERVED BY SOURCE WATER SYSTEM - - - - - |                 |            |              |        |                        | 97            |   |
| MANHATTAN  |                 | RILEY      | NaSiF6       | ADJ    |                        | 45000         | 1.0                                       |
| TOTAL POPULATION SERVED BY SOURCE WATER SYSTEM - - - - - |                 |            |              |        |                        | 45000         |   |
| MANTER   |                 | STANTON    |              | NATL   |                        | 235           | 0.0                                       |
| TOTAL POPULATION SERVED BY SOURCE WATER SYSTEM - - - - - |                 |            |              |        |                        | 235           |   |
| MARION   |                 | MARION     | NaSiF6       | ADJ    | 12/58                  | 1951          | 1.0                                       |
| TOTAL POPULATION SERVED BY SOURCE WATER SYSTEM - - - - - |                 |            |              |        |                        | 1951          |   |
| MC CRACKEN   |                 | RUSH       |              | NATL   |                        | 301           | 0.0                                       |
| TOTAL POPULATION SERVED BY SOURCE WATER SYSTEM - - - - - |                 |            |              |        |                        | 301           |   |
| MC CUNE  |                 | CRAWFORD   |              | NATL   |                        | 499           | 0.0                                       |
| TOTAL POPULATION SERVED BY SOURCE WATER SYSTEM - - - - - |                 |            |              |        |                        | 499           |   |
| MC DONALD  |                 | RAWLINS    |              | NATL   |                        | 247           | 0.0                                       |
| TOTAL POPULATION SERVED BY SOURCE WATER SYSTEM - - - - - |                 |            |              |        |                        | 247           |   |
| MCCONNELL AFB  |                 | SEDGWICK   | Acid         | ADJ    | /61                    | 3000          | 1.0                                       |
| TOTAL POPULATION SERVED BY SOURCE WATER SYSTEM - - - - - |                 |            |              |        |                        | 3000          |   |
| MEADE  |                 | MEADE      |              | NATL   |                        | 1937          | 0.0                                       |
| TOTAL POPULATION SERVED BY SOURCE WATER SYSTEM - - - - - |                 |            |              |        |                        | 1937          |   |
| MELVERN  |                 | OSAGE      |              | NATL   |                        | 481           | 0.0                                       |
| TOTAL POPULATION SERVED BY SOURCE WATER SYSTEM - - - - - |                 |            |              |        |                        | 481           |   |

POPULATION SERVED FLUORIDATED DRINKING WATER BY SOURCE SYSTEM,  
CONSECUTIVE SYSTEM, AND COUNTY WITHIN STATE (AS OF 12/31/80)

# KANSAS

| WATER SYSTEM and<br>CONSECUTIVE SYSTEMS SERVED           | EPA<br>ID<br>NO | COUNTY    | CHEM<br>USED | STATUS | FLUOR<br>START<br>DATE | POP<br>SERVED | NATURAL SYSTEMS<br>NAT<br>LEVEL | OPT<br>LEVEL |
|--|-----------------|-----------|--------------|--------|------------------------|---------------|---------------------------------|--------------|
| MOSCOW   |                 | STEVENS   |              |        | NATL                   | 328           | 0.0                             |              |
| TOTAL POPULATION SERVED BY SOURCE WATER SYSTEM - - - - - |                 |           |              |        |                        | 328           |                                 |              |
| MOUNDRIDGE   |                 | MCPHERSON | Acid         | ADJ    | 07/79                  | 1453          |                                 | 1.0          |
| TOTAL POPULATION SERVED BY SOURCE WATER SYSTEM - - - - - |                 |           |              |        |                        | 1453          |                                 |              |
| MULBERRY   |                 | CRAWFORD  |              |        | NATL                   | 593           | 0.0                             |              |
| TOTAL POPULATION SERVED BY SOURCE WATER SYSTEM - - - - - |                 |           |              |        |                        | 593           |                                 |              |
| NARKA  |                 | REPUBLIC  |              |        | NATL                   | 121           | 0.0                             |              |
| TOTAL POPULATION SERVED BY SOURCE WATER SYSTEM - - - - - |                 |           |              |        |                        | 121           |                                 |              |
| NEODESHA   |                 | WILSON    | NaF          | ADJ    |                        | 4079          |                                 | 1.0          |
| TOTAL POPULATION SERVED BY SOURCE WATER SYSTEM - - - - - |                 |           |              |        |                        | 4079          |                                 |              |
| NESS CITY  |                 | NESS      |              |        | NATL                   | 1728          | 0.0                             |              |
| TOTAL POPULATION SERVED BY SOURCE WATER SYSTEM - - - - - |                 |           |              |        |                        | 1728          |                                 |              |
| NICKERSON  |                 | RENO      |              |        | NATL                   | 1228          | 0.0                             |              |
| TOTAL POPULATION SERVED BY SOURCE WATER SYSTEM - - - - - |                 |           |              |        |                        | 1228          |                                 |              |
| OFFERLE  |                 | EDWARDS   |              |        | NATL                   | 207           | 0.0                             |              |
| TOTAL POPULATION SERVED BY SOURCE WATER SYSTEM - - - - - |                 |           |              |        |                        | 207           |                                 |              |
| OLATHE   |                 | JOHNSON   | NaSiF6       | ADJ    |                        | 46610         |                                 | 1.0          |
| TOTAL POPULATION SERVED BY SOURCE WATER SYSTEM - - - - - |                 |           |              |        |                        | 46610         |                                 |              |
| OLMITZ   |                 | BARTON    |              |        | NATL                   | 179           | 0.0                             |              |
| TOTAL POPULATION SERVED BY SOURCE WATER SYSTEM - - - - - |                 |           |              |        |                        | 179           |                                 |              |
| OSAGE CITY   |                 | OSAGE     | Acid         | ADJ    | 02/67                  | 4323          |                                 | 1.0          |
| TOTAL POPULATION SERVED BY SOURCE WATER SYSTEM - - - - - |                 |           |              |        |                        | 4323          |                                 |              |
| OSAGE CO RWD 2   |                 | OSAGE     |              |        | NATL                   | 0             | 0.0                             |              |
| TOTAL POPULATION SERVED BY SOURCE WATER SYSTEM - - - - - |                 |           |              |        |                        | 0             |                                 |              |

POPULATION SERVED FLUORIDATED DRINKING WATER BY SOURCE SYSTEM,  
CONSECUTIVE SYSTEM, AND COUNTY WITHIN STATE (AS OF 12/31/80)

# KANSAS

| WATER SYSTEM and<br>CONSECUTIVE SYSTEMS SERVED           | EPA<br>ID<br>NO | COUNTY   | CHEM<br>USED | STATUS | FLUOR<br>START<br>DATE | POP<br>SERVED | NATURAL<br>NAT<br>LEVEL | SYSTEMS<br>OPT<br>LEVEL |
|--|-----------------|----------|--------------|--------|------------------------|---------------|-------------------------|-------------------------|
| OSAGE CO RWD 4   |                 | OSAGE    |              | NATL   |                        | 0             | 0.0                     |                         |
| TOTAL POPULATION SERVED BY SOURCE WATER SYSTEM - - - - - |                 |          |              |        |                        | 0             |                         |                         |
| OSAWATOMIE   |                 | MIAMI    | NaSiF6       | ADJ    |                        | 6504          |                         | 1.0                     |
| TOTAL POPULATION SERVED BY SOURCE WATER SYSTEM - - - - - |                 |          |              |        |                        | 6504          |                         |                         |
| OTTAWA   |                 | FRANKLIN | NaF          | ADJ    |                        | 12196         |                         | 1.0                     |
| TOTAL POPULATION SERVED BY SOURCE WATER SYSTEM - - - - - |                 |          |              |        |                        | 12196         |                         |                         |
| OVERBROOK  |                 | OSAGE    |              | NATL   |                        | 784           | 0.0                     |                         |
| TOTAL POPULATION SERVED BY SOURCE WATER SYSTEM - - - - - |                 |          |              |        |                        | 784           |                         |                         |
| PAOLA  |                 | MIAMI    | NaSiF6       | ADJ    |                        | 6310          |                         | 1.0                     |
| TOTAL POPULATION SERVED BY SOURCE WATER SYSTEM - - - - - |                 |          |              |        |                        | 6310          |                         |                         |
| PARADISE   |                 | RUSSELL  |              | NATL   |                        | 112           | 0.0                     |                         |
| TOTAL POPULATION SERVED BY SOURCE WATER SYSTEM - - - - - |                 |          |              |        |                        | 112           |                         |                         |
| PARSONS  |                 | LABETTE  | NaSiF6       | ADJ    |                        | 14954         |                         | 1.0                     |
| TOTAL POPULATION SERVED BY SOURCE WATER SYSTEM - - - - - |                 |          |              |        |                        | 14954         |                         |                         |
| PHILLIPSBURG   |                 | PHILLIPS | Acid         | ADJ    | 04/61                  | 3300          |                         | 1.0                     |
| TOTAL POPULATION SERVED BY SOURCE WATER SYSTEM - - - - - |                 |          |              |        |                        | 3300          |                         |                         |
| PITTSBURG  |                 | CRAWFORD | NaSiF6       | ADJ    |                        | 20150         |                         | 1.0                     |
| TOTAL POPULATION SERVED BY SOURCE WATER SYSTEM - - - - - |                 |          |              |        |                        | 20150         |                         |                         |
| PLAINS   |                 | MEADE    |              | NATL   |                        | 1009          | 0.0                     |                         |
| TOTAL POPULATION SERVED BY SOURCE WATER SYSTEM - - - - - |                 |          |              |        |                        | 1009          |                         |                         |
| QUINTER  |                 | GOVE     |              | NATL   |                        | 916           | 0.0                     |                         |
| TOTAL POPULATION SERVED BY SOURCE WATER SYSTEM - - - - - |                 |          |              |        |                        | 916           |                         |                         |
| REXFORD  |                 | THOMAS   |              | NATL   |                        | 215           | 0.0                     |                         |
| TOTAL POPULATION SERVED BY SOURCE WATER SYSTEM - - - - - |                 |          |              |        |                        | 215           |                         |                         |

POPULATION SERVED FLUORIDATED DRINKING WATER BY SOURCE SYSTEM,  
CONSECUTIVE SYSTEM, AND COUNTY WITHIN STATE (AS OF 12/31/80)

# KANSAS

| WATER SYSTEM and<br>CONSECUTIVE SYSTEMS SERVED           | EPA<br>ID<br>NO | COUNTY   | CHEM<br>USED | STATUS | FLUOR<br>START<br>DATE | POP<br>SERVED | NATURAL SYSTEMS<br>NAT<br>LEVEL | OPT<br>LEVEL |
|--|-----------------|----------|--------------|--------|------------------------|---------------|---------------------------------|--------------|
| ROSE HILL  |                 | BUTLER   |              | NATL   |                        | 405           | 0.0                             |              |
| TOTAL POPULATION SERVED BY SOURCE WATER SYSTEM - - - - - |                 |          |              |        |                        | 405           |                                 |              |
| SABETHA  |                 | NEMAHA   | Acid         | ADJ    | 01/68                  | 2286          |                                 | 1.0          |
| TOTAL POPULATION SERVED BY SOURCE WATER SYSTEM - - - - - |                 |          |              |        |                        | 2286          |                                 |              |
| SALINA   |                 | SALINE   | NaSiF6       | ADJ    | 09/69                  | 42268         |                                 | 1.0          |
| TOTAL POPULATION SERVED BY SOURCE WATER SYSTEM - - - - - |                 |          |              |        |                        | 42268         |                                 |              |
| SATANTA  |                 | HASKELL  |              | NATL   |                        | 1321          | 0.0                             |              |
| TOTAL POPULATION SERVED BY SOURCE WATER SYSTEM - - - - - |                 |          |              |        |                        | 1321          |                                 |              |
| SCAMMON  |                 | CHEROKEE |              | NATL   |                        | 498           | 0.0                             |              |
| TOTAL POPULATION SERVED BY SOURCE WATER SYSTEM - - - - - |                 |          |              |        |                        | 498           |                                 |              |
| SCOTT CITY   |                 | SCOTT    |              | NATL   |                        | 4066          | 0.0                             |              |
| TOTAL POPULATION SERVED BY SOURCE WATER SYSTEM - - - - - |                 |          |              |        |                        | 4066          |                                 |              |
| SELDEN   |                 | SHERIDAN |              | NATL   |                        | 243           | 0.0                             |              |
| TOTAL POPULATION SERVED BY SOURCE WATER SYSTEM - - - - - |                 |          |              |        |                        | 243           |                                 |              |
| SENECA   |                 | NEMAHA   | Acid         | ADJ    |                        | 2746          |                                 | 1.0          |
| TOTAL POPULATION SERVED BY SOURCE WATER SYSTEM - - - - - |                 |          |              |        |                        | 2746          |                                 |              |
| SHARON SPRINGS   |                 | WALLACE  |              | NATL   |                        | 928           | 0.0                             |              |
| TOTAL POPULATION SERVED BY SOURCE WATER SYSTEM - - - - - |                 |          |              |        |                        | 928           |                                 |              |
| SPEARVILLE   |                 | FORD     |              | NATL   |                        | 802           | 0.0                             |              |
| TOTAL POPULATION SERVED BY SOURCE WATER SYSTEM - - - - - |                 |          |              |        |                        | 802           |                                 |              |
| ST FRANCIS   |                 | CHEYENNE |              | NATL   |                        | 1632          | 0.0                             |              |
| TOTAL POPULATION SERVED BY SOURCE WATER SYSTEM - - - - - |                 |          |              |        |                        | 1632          |                                 |              |
| STAFFORD   |                 | STAFFORD | Acid         | ADJ    | 09/62                  | 1425          |                                 | 1.0          |
| TOTAL POPULATION SERVED BY SOURCE WATER SYSTEM - - - - - |                 |          |              |        |                        | 1425          |                                 |              |

POPULATION SERVED FLUORIDATED DRINKING WATER BY SOURCE SYSTEM,  
CONSECUTIVE SYSTEM, AND COUNTY WITHIN STATE (AS OF 12/31/80)

**KANSAS**

| WATER SYSTEM and<br>CONSECUTIVE SYSTEMS SERVED           | EPA<br>ID<br>NO | COUNTY   | CHEM<br>USED | STATUS | FLUOR<br>START<br>DATE | POP<br>SERVED | NATURAL SYSTEMS<br>NAT<br>LEVEL | OPT<br>LEVEL |
|--|-----------------|----------|--------------|--------|------------------------|---------------|---------------------------------|--------------|
| STERLING   |                 | RICE     |              |        | NATL                   | 280           | 0.0                             |              |
| TOTAL POPULATION SERVED BY SOURCE WATER SYSTEM - - - - - |                 |          |              |        |                        | 280           |                                 |              |
| SUBLETTE   |                 | HASKELL  |              |        | NATL                   | 1489          | 0.0                             |              |
| TOTAL POPULATION SERVED BY SOURCE WATER SYSTEM - - - - - |                 |          |              |        |                        | 1489          |                                 |              |
| SUMMERFIELD  |                 | MARSHALL |              |        | NATL                   | 242           | 0.0                             |              |
| TOTAL POPULATION SERVED BY SOURCE WATER SYSTEM - - - - - |                 |          |              |        |                        | 242           |                                 |              |
| SUSANK   |                 | BARTON   |              |        | NATL                   | 60            | 0.0                             |              |
| TOTAL POPULATION SERVED BY SOURCE WATER SYSTEM - - - - - |                 |          |              |        |                        | 60            |                                 |              |
| TOPEKA   |                 | SHAWNEE  | Acid         | ADJ    |                        | 138800        |                                 | 1.0          |
| TOTAL POPULATION SERVED BY SOURCE WATER SYSTEM - - - - - |                 |          |              |        |                        | 138800        |                                 |              |
| TRIBUNE  |                 | GREELEY  |              |        | NATL                   | 879           | 0.0                             |              |
| TOTAL POPULATION SERVED BY SOURCE WATER SYSTEM - - - - - |                 |          |              |        |                        | 879           |                                 |              |
| ULYSSES  |                 | GRANT    |              |        | NATL                   | 4114          | 0.0                             |              |
| TOTAL POPULATION SERVED BY SOURCE WATER SYSTEM - - - - - |                 |          |              |        |                        | 4114          |                                 |              |
| WALLACE  |                 | WALLACE  |              |        | NATL                   | 104           | 0.0                             |              |
| TOTAL POPULATION SERVED BY SOURCE WATER SYSTEM - - - - - |                 |          |              |        |                        | 104           |                                 |              |
| WALLACE CO RWD 1   |                 | WALLACE  |              |        | NATL                   | 0             | 0.0                             |              |
| TOTAL POPULATION SERVED BY SOURCE WATER SYSTEM - - - - - |                 |          |              |        |                        | 0             |                                 |              |
| WALNUT   |                 | CRAWFORD |              |        | NATL                   | 847           | 0.0                             |              |
| TOTAL POPULATION SERVED BY SOURCE WATER SYSTEM - - - - - |                 |          |              |        |                        | 847           |                                 |              |
| WEIR CITY  |                 | CHEROKEE |              |        | NATL                   | 694           | 0.0                             |              |
| TOTAL POPULATION SERVED BY SOURCE WATER SYSTEM - - - - - |                 |          |              |        |                        | 694           |                                 |              |
| WEST MINERAL   |                 | CHEROKEE |              |        | NATL                   | 209           | 0.0                             |              |
| TOTAL POPULATION SERVED BY SOURCE WATER SYSTEM - - - - - |                 |          |              |        |                        | 209           |                                 |              |



POPULATION SERVED FLUORIDATED DRINKING WATER BY SOURCE SYSTEM,  
 CONSECUTIVE SYSTEM, AND COUNTY WITHIN STATE (AS OF 12/31/80)

# KANSAS

| WATER SYSTEM and<br>CONSECUTIVE SYSTEMS SERVED           | EPA<br>ID<br>NO | COUNTY  | CHEM<br>USED | STATUS | FLUOR<br>START<br>DATE | POP<br>SERVED | NATURAL SYSTEMS<br>NAT OPT<br>LEVEL LEVEL |
|--|-----------------|---------|--------------|--------|------------------------|---------------|---|
| YATES CENTER   |                 | WOODSON | NaF          | ADJ    | 02/55                  | 1998          | 1.0                                       |
| TOTAL POPULATION SERVED BY SOURCE WATER SYSTEM - - - - - |                 |         |              |        |                        | 1998          |   |

POPULATION SERVED FLUORIDATED DRINKING WATER BY SOURCE SYSTEM,  
CONSECUTIVE SYSTEM, AND COUNTY WITHIN STATE (AS OF 12/31/80)

## KENTUCKY

| WATER SYSTEM and<br>CONSECUTIVE SYSTEMS SERVED           | EPA<br>ID<br>NO | COUNTY   | CHEM<br>USED | STATUS | FLUOR<br>START<br>DATE | POP<br>SERVED | NATURAL SYSTEMS<br>NAT OPT<br>LEVEL LEVEL |
|--|-----------------|----------|--------------|--------|------------------------|---------------|---|
| ADAIRVILLE WATER WORKS                                   |                 | LOGAN    |              | ADJ    | 10/65                  | 1100          | 0.9                                       |
| TOTAL POPULATION SERVED BY SOURCE WATER SYSTEM - - - - - |                 |          |              |        |                        | 1100          |   |
| ALBANY WATER WORKS                                       |                 | CLINTON  |              | ADJ    | 11/65                  | 3200          | 0.9                                       |
| TOTAL POPULATION SERVED BY SOURCE WATER SYSTEM - - - - - |                 |          |              |        |                        | 3200          |   |
| ARLIE BOGGS  |                 | LETCHER  |              | ADJ    |                        | 335           | 4.0                                       |
| TOTAL POPULATION SERVED BY SOURCE WATER SYSTEM - - - - - |                 |          |              |        |                        | 335           |   |
| ARLINGTON  | 0200009         | CARLISLE |              | ADJ    |                        | 700           | 0.9                                       |
| TOTAL POPULATION SERVED BY SOURCE WATER SYSTEM - - - - - |                 |          |              |        |                        | 700           |   |
| ARNETTE, JOHN T  |                 | MAGOFFIN |              | ADJ    |                        | 265           | 4.0                                       |
| TOTAL POPULATION SERVED BY SOURCE WATER SYSTEM - - - - - |                 |          |              |        |                        | 265           |   |
| ASHLAND WATER WORKS                                      |                 | BOYD     |              | ADJ    | 11/52                  | 51500         | 0.9                                       |
| TOTAL POPULATION SERVED BY SOURCE WATER SYSTEM - - - - - |                 |          |              |        |                        | 51500         |   |
| AUBURN WATER DEPT  |                 | LOGAN    |              | ADJ    |                        | 1200          | 0.9                                       |
| TOTAL POPULATION SERVED BY SOURCE WATER SYSTEM - - - - - |                 |          |              |        |                        | 1200          |   |
| AUGUSTA MUN WD   |                 | BRACKEN  |              | ADJ    |                        | 2000          | 0.9                                       |
| TOTAL POPULATION SERVED BY SOURCE WATER SYSTEM - - - - - |                 |          |              |        |                        | 2000          |   |
| BARBOURVILLE WAT & ELEC                                  |                 | KNOX     |              | ADJ    | 06/69                  | 7800          | 0.9                                       |
| TOTAL POPULATION SERVED BY SOURCE WATER SYSTEM - - - - - |                 |          |              |        |                        | 7800          |   |
| BARDSTOWN MUN WD   |                 | NELSON   |              | ADJ    | 11/61                  | 11000         | 0.9                                       |
| TOTAL POPULATION SERVED BY SOURCE WATER SYSTEM - - - - - |                 |          |              |        |                        | 11000         |   |
| BARDWELL CITY UTIL                                       |                 | CARLISLE |              | ADJ    |                        | 1100          | 0.9                                       |
| TOTAL POPULATION SERVED BY SOURCE WATER SYSTEM - - - - - |                 |          |              |        |                        | 1100          |   |
| BARKLEY LAKE WD  |                 | TRIGG    |              | ADJ    | 10/71                  | 5300          | 0.9                                       |
| TOTAL POPULATION SERVED BY SOURCE WATER SYSTEM - - - - - |                 |          |              |        |                        | 5300          |   |

POPULATION SERVED FLUORIDATED DRINKING WATER BY SOURCE SYSTEM,  
CONSECUTIVE SYSTEM, AND COUNTY WITHIN STATE (AS OF 12/31/80)

**KENTUCKY**

| WATER SYSTEM and<br>CONSECUTIVE SYSTEMS SERVED           | EPA<br>ID<br>NO | COUNTY       | CHEM<br>USED | STATUS | FLUOR<br>START<br>DATE | POP<br>SERVED | NATURAL SYSTEMS |               |
|--|-----------------|--------------|--------------|--------|------------------------|---------------|-----------------|---------------|
|  |                 |              |              |        |                        |               | NAT<br>LEVEL    | OPT.<br>LEVEL |
| BARLOW W&S WORKS   |                 | BALLARD      |              | ADJ    |                        | 746           |                 | 0.9           |
| TOTAL POPULATION SERVED BY SOURCE WATER SYSTEM - - - - - |                 |              |              |        |                        | 746           |                 |               |
| BEACH FORK   |                 | LESLIE       |              | ADJ    |                        | 273           |                 | 4.0           |
| TOTAL POPULATION SERVED BY SOURCE WATER SYSTEM - - - - - |                 |              |              |        |                        | 273           |                 |               |
| BEATTYVILLE WATER WORKS                                  |                 | LEE          |              | ADJ    | 05/58                  | 1539          |                 | 0.9           |
| TOTAL POPULATION SERVED BY SOURCE WATER SYSTEM - - - - - |                 |              |              |        |                        | 1539          |                 |               |
| BEAVER CREEK   |                 | KNOTT        |              | ADJ    |                        | 420           |                 | 4.0           |
| TOTAL POPULATION SERVED BY SOURCE WATER SYSTEM - - - - - |                 |              |              |        |                        | 420           |                 |               |
| BEAVER ELKHORN WD  |                 | FLOYD        |              | ADJ    |                        | 1400          |                 | 0.9           |
| TOTAL POPULATION SERVED BY SOURCE WATER SYSTEM - - - - - |                 |              |              |        |                        | 1400          |                 |               |
| BECKHAM COMBS  |                 | KNOTT        |              | ADJ    |                        | 284           |                 | 4.0           |
| TOTAL POPULATION SERVED BY SOURCE WATER SYSTEM - - - - - |                 |              |              |        |                        | 284           |                 |               |
| BEN JOHNSON  |                 | BRECKINRIDGE |              | ADJ    |                        | 179           |                 | 4.0           |
| TOTAL POPULATION SERVED BY SOURCE WATER SYSTEM - - - - - |                 |              |              |        |                        | 179           |                 |               |
| BENHAM WATER PLANT                                       |                 | HARLAN       |              | ADJ    | 11/69                  | 400           |                 | 0.9           |
| TOTAL POPULATION SERVED BY SOURCE WATER SYSTEM - - - - - |                 |              |              |        |                        | 400           |                 |               |
| BENTON WATER-SEWER SYSTEM                                |                 | MARSHALL     |              | ADJ    | 11/57                  | 4500          |                 | 0.9           |
| TOTAL POPULATION SERVED BY SOURCE WATER SYSTEM - - - - - |                 |              |              |        |                        | 4500          |                 |               |
| BEREA COLLEGE WATER DEPT                                 |                 | MADISON      |              | ADJ    | 03/62                  | 6952          |                 | 0.9           |
| TOTAL POPULATION SERVED BY SOURCE WATER SYSTEM - - - - - |                 |              |              |        |                        | 6952          |                 |               |
| BEVINS   |                 | PIKE         |              | ADJ    |                        | 546           |                 | 4.0           |
| TOTAL POPULATION SERVED BY SOURCE WATER SYSTEM - - - - - |                 |              |              |        |                        | 546           |                 |               |
| BIG CREEK  |                 | CLAY         |              | ADJ    |                        | 495           |                 | 4.0           |
| TOTAL POPULATION SERVED BY SOURCE WATER SYSTEM - - - - - |                 |              |              |        |                        | 495           |                 |               |

POPULATION SERVED FLUORIDATED DRINKING WATER BY SOURCE SYSTEM,  
CONSECUTIVE SYSTEM, AND COUNTY WITHIN STATE (AS OF 12/31/80)

**KENTUCKY**

| WATER SYSTEM and<br>CONSECUTIVE SYSTEMS SERVED | EPA<br>ID<br>NO | COUNTY   | CHEM<br>USED | STATUS | FLUOR<br>START<br>DATE | POP<br>SERVED | NATURAL SYSTEMS<br>NAT<br>LEVEL | OPT<br>LEVEL |
|--|-----------------|----------|--------------|--------|------------------------|---------------|---------------------------------|--------------|
| BIG SINKING                                    |                 | WAYNE    |              | ADJ    |                        | 127           |                                 | 4.0          |
| TOTAL POPULATION SERVED BY SOURCE WATER SYSTEM |                 |          |              |        |                        | 127           |                                 |              |
| BLACK MT.                                      |                 | HARLAN   |              | ADJ    |                        | 170           |                                 | 4.0          |
| TOTAL POPULATION SERVED BY SOURCE WATER SYSTEM |                 |          |              |        |                        | 170           |                                 |              |
| BLACK STAR                                     |                 | HARLAN   |              | ADJ    |                        | 85            |                                 | 4.0          |
| TOTAL POPULATION SERVED BY SOURCE WATER SYSTEM |                 |          |              |        |                        | 85            |                                 |              |
| BLACKBERRY                                     |                 | PIKE     |              | ADJ    |                        | 462           |                                 | 4.0          |
| TOTAL POPULATION SERVED BY SOURCE WATER SYSTEM |                 |          |              |        |                        | 462           |                                 |              |
| BLAINE   |                 | LAWRENCE |              | ADJ    |                        | 398           |                                 | 4.0          |
| TOTAL POPULATION SERVED BY SOURCE WATER SYSTEM |                 |          |              |        |                        | 398           |                                 |              |
| BLOCKMOUNT                                     |                 | BELL     |              | ADJ    |                        | 322           |                                 | 4.0          |
| TOTAL POPULATION SERVED BY SOURCE WATER SYSTEM |                 |          |              |        |                        | 322           |                                 |              |
| BONNIEVILLE WATER DIST                         |                 | HART     |              | ADJ    |                        | 300           |                                 | 0.9          |
| TOTAL POPULATION SERVED BY SOURCE WATER SYSTEM |                 |          |              |        |                        | 300           |                                 |              |
| BOONEVILLE WATER DEPT                          |                 | OWSLEY   |              | ADJ    | 12/68                  | 1320          |                                 | 0.9          |
| TOTAL POPULATION SERVED BY SOURCE WATER SYSTEM |                 |          |              |        |                        | 1320          |                                 |              |
| BOSTON   |                 | WHITLEY  |              | ADJ    |                        | 205           |                                 | 4.0          |
| TOTAL POPULATION SERVED BY SOURCE WATER SYSTEM |                 |          |              |        |                        | 205           |                                 |              |
| BOWLING GREEN MUN UTIL                         |                 | WARREN   |              | ADJ    | 05/68                  | 50000         |                                 | 0.9          |
| TOTAL POPULATION SERVED BY SOURCE WATER SYSTEM |                 |          |              |        |                        | 50000         |                                 |              |
| BRACKEN CO WD 1                                |                 | BRACKEN  |              | ADJ    | 04/67                  | 1250          |                                 | 0.9          |
| TOTAL POPULATION SERVED BY SOURCE WATER SYSTEM |                 |          |              |        |                        | 1250          |                                 |              |
| BRANDENBURG WATER WORKS                        |                 | MEADE    |              | ADJ    | 05/73                  | 1600          |                                 | 0.9          |
| TOTAL POPULATION SERVED BY SOURCE WATER SYSTEM |                 |          |              |        |                        | 1600          |                                 |              |

POPULATION SERVED FLUORIDATED DRINKING WATER BY SOURCE SYSTEM,  
CONSECUTIVE SYSTEM, AND COUNTY WITHIN STATE (AS OF 12/31/80)

# KENTUCKY

| WATER SYSTEM and<br>CONSECUTIVE SYSTEMS SERVED           | EPA<br>ID<br>NO | COUNTY     | CHEM<br>USED | STATUS | FLUOR<br>START<br>DATE | POP<br>SERVED | NATURAL SYSTEMS<br>NAT<br>LEVEL | OPT<br>LEVEL |
|--|-----------------|------------|--------------|--------|------------------------|---------------|---------------------------------|--------------|
| BRUSHY   |                 | PIKE       |              | ADJ    |                        | 197           |                                 | 4.0          |
| TOTAL POPULATION SERVED BY SOURCE WATER SYSTEM - - - - - |                 |            |              |        |                        | 197           |                                 |              |
| BUCKEYE  |                 | BELL       |              | ADJ    |                        | 168           |                                 | 4.0          |
| TOTAL POPULATION SERVED BY SOURCE WATER SYSTEM - - - - - |                 |            |              |        |                        | 168           |                                 |              |
| BUCKHORN   |                 | PERRY      |              | ADJ    |                        | 182           |                                 | 4.0          |
| TOTAL POPULATION SERVED BY SOURCE WATER SYSTEM - - - - - |                 |            |              |        |                        | 182           |                                 |              |
| BULLOCK PEN WD   |                 | GRANT      |              | ADJ    |                        | 2000          |                                 | 0.9          |
| TOTAL POPULATION SERVED BY SOURCE WATER SYSTEM - - - - - |                 |            |              |        |                        | 2000          |                                 |              |
| BURKESVILLE WATER WORKS                                  |                 | CUMBERLAND |              | ADJ    | 10/53                  | 2130          |                                 | 0.9          |
| TOTAL POPULATION SERVED BY SOURCE WATER SYSTEM - - - - - |                 |            |              |        |                        | 2130          |                                 |              |
| BURNSIDE WATER CO  |                 | PULASKI    |              | ADJ    | 02/75                  | 900           |                                 | 0.9          |
| TOTAL POPULATION SERVED BY SOURCE WATER SYSTEM - - - - - |                 |            |              |        |                        | 900           |                                 |              |
| CADIZ MUN WC   |                 | TRIGG      |              | ADJ    | 11/65                  | 3500          |                                 | 0.9          |
| TOTAL POPULATION SERVED BY SOURCE WATER SYSTEM - - - - - |                 |            |              |        |                        | 3500          |                                 |              |
| CALHOUN WATER WORKS                                      |                 | MCLEAN     |              | ADJ    | 11/53                  | 900           |                                 | 0.9          |
| TOTAL POPULATION SERVED BY SOURCE WATER SYSTEM - - - - - |                 |            |              |        |                        | 900           |                                 |              |
| CALVERT CITY MUN WD                                      |                 | MARSHALL   |              | ADJ    | 12/60                  | 3500          |                                 | 0.9          |
| TOTAL POPULATION SERVED BY SOURCE WATER SYSTEM - - - - - |                 |            |              |        |                        | 3500          |                                 |              |
| CAMPBELLS BR.  |                 | LETCHER    |              | ADJ    |                        | 135           |                                 | 4.0          |
| TOTAL POPULATION SERVED BY SOURCE WATER SYSTEM - - - - - |                 |            |              |        |                        | 135           |                                 |              |
| CAMPBELLSVILLE MUN WS                                    |                 | TAYLOR     |              | ADJ    | 03/64                  | 11500         |                                 | 0.9          |
| TOTAL POPULATION SERVED BY SOURCE WATER SYSTEM - - - - - |                 |            |              |        |                        | 11500         |                                 |              |
| CAMPTON WATER PLANT                                      |                 | WOLFE      |              | ADJ    | 10/70                  | 1000          |                                 | 0.9          |
| TOTAL POPULATION SERVED BY SOURCE WATER SYSTEM - - - - - |                 |            |              |        |                        | 1000          |                                 |              |

POPULATION SERVED FLUORIDATED DRINKING WATER BY SOURCE SYSTEM,  
CONSECUTIVE SYSTEM, AND COUNTY WITHIN STATE (AS OF 12/31/80)

**KENTUCKY**

| WATER SYSTEM and<br>CONSECUTIVE SYSTEMS SERVED           | EPA<br>ID<br>NO | COUNTY     | CHEM<br>USED | STATUS | FLUOR<br>START<br>DATE | POP<br>SERVED | NATURAL SYSTEMS<br>NAT OPT<br>LEVEL LEVEL |
|--|-----------------|------------|--------------|--------|------------------------|---------------|---|
| CANEY CREEK WD   |                 | KNOTT      |              | ADJ    |                        | 425           | 0.9                                       |
| TOTAL POPULATION SERVED BY SOURCE WATER SYSTEM - - - - - |                 |            |              |        |                        | 425           |   |
| CANEYVILLE MUN WW  |                 | GRAYSON    |              | ADJ    |                        | 600           | 0.9                                       |
| TOTAL POPULATION SERVED BY SOURCE WATER SYSTEM - - - - - |                 |            |              |        |                        | 600           |   |
| CANNEL CITY  |                 | MORGAN     |              | ADJ    |                        | 230           | 4.0                                       |
| TOTAL POPULATION SERVED BY SOURCE WATER SYSTEM - - - - - |                 |            |              |        |                        | 230           |   |
| CARLISLE   |                 | CARLISLE   |              | ADJ    |                        | 712           | 4.0                                       |
| TOTAL POPULATION SERVED BY SOURCE WATER SYSTEM - - - - - |                 |            |              |        |                        | 712           |   |
| CARLISLE WATER DEPT                                      |                 | NICHOLAS   |              | ADJ    | 10/67                  | 2500          | 0.9                                       |
| TOTAL POPULATION SERVED BY SOURCE WATER SYSTEM - - - - - |                 |            |              |        |                        | 2500          |   |
| CARR CREEK   |                 | KNOTT      |              | ADJ    |                        | 597           | 4.0                                       |
| TOTAL POPULATION SERVED BY SOURCE WATER SYSTEM - - - - - |                 |            |              |        |                        | 597           |   |
| CARROLL CO WD 1  |                 | CARROLL    |              | ADJ    |                        | 1500          | 0.9                                       |
| TOTAL POPULATION SERVED BY SOURCE WATER SYSTEM - - - - - |                 |            |              |        |                        | 1500          |   |
| CARROLLTON UTILITIES                                     |                 | CARROLL    |              | ADJ    | 09/62                  | 4800          | 0.9                                       |
| TOTAL POPULATION SERVED BY SOURCE WATER SYSTEM - - - - - |                 |            |              |        |                        | 4800          |   |
| CARTER   |                 | CARTER     |              | ADJ    |                        | 245           | 4.0                                       |
| TOTAL POPULATION SERVED BY SOURCE WATER SYSTEM - - - - - |                 |            |              |        |                        | 245           |   |
| CAWOOD   |                 | HARLAN     |              | ADJ    |                        | 284           | 4.0                                       |
| TOTAL POPULATION SERVED BY SOURCE WATER SYSTEM - - - - - |                 |            |              |        |                        | 284           |   |
| CENTRAL CITY W & S SYSTEM                                |                 | MUHLENBERG |              | ADJ    | 03/52                  | 5500          | 0.9                                       |
| TOTAL POPULATION SERVED BY SOURCE WATER SYSTEM - - - - - |                 |            |              |        |                        | 5500          |   |
| CHAPLIN  |                 | NELSON     |              | ADJ    |                        | 78            | 4.0                                       |
| TOTAL POPULATION SERVED BY SOURCE WATER SYSTEM - - - - - |                 |            |              |        |                        | 78            |   |

POPULATION SERVED FLUORIDATED DRINKING WATER BY SOURCE SYSTEM,  
CONSECUTIVE SYSTEM, AND COUNTY WITHIN STATE (AS OF 12/31/80)

## KENTUCKY

| WATER SYSTEM and<br>CONSECUTIVE SYSTEMS SERVED           | EPA<br>ID<br>NO | COUNTY       | CHEM<br>USED | STATUS | FLUOR<br>START<br>DATE | POP<br>SERVED | NATURAL SYSTEMS<br>NAT<br>LEVEL | OPT.<br>LEVEL |
|--|-----------------|--------------|--------------|--------|------------------------|---------------|---------------------------------|---------------|
| CHAVIES  |                 | PERRY        |              | ADJ    |                        | 539           |                                 | 4.0           |
| TOTAL POPULATION SERVED BY SOURCE WATER SYSTEM - - - - - |                 |              |              |        |                        | 539           |                                 |               |
| CLAY CITY WATER PLANT                                    |                 | POWELL       |              | ADJ    |                        | 1300          |                                 | 0.9           |
| TOTAL POPULATION SERVED BY SOURCE WATER SYSTEM - - - - - |                 |              |              |        |                        | 1300          |                                 |               |
| CLOVERPORT W & S SYSTEM                                  |                 | BRECKINRIDGE |              | ADJ    |                        | 2500          |                                 | 0.9           |
| TOTAL POPULATION SERVED BY SOURCE WATER SYSTEM - - - - - |                 |              |              |        |                        | 2500          |                                 |               |
| COLSON   |                 | LETCHER      |              | ADJ    |                        | 358           |                                 | 4.0           |
| TOTAL POPULATION SERVED BY SOURCE WATER SYSTEM - - - - - |                 |              |              |        |                        | 358           |                                 |               |
| COLUMBIA UTIL COMM                                       |                 | ADAIR        |              | ADJ    | 11/66                  | 4625          |                                 | 0.9           |
| TOTAL POPULATION SERVED BY SOURCE WATER SYSTEM - - - - - |                 |              |              |        |                        | 4625          |                                 |               |
| CONSUMERS WD   |                 | GRAVES       |              | ADJ    |                        | 2000          |                                 | 0.9           |
| TOTAL POPULATION SERVED BY SOURCE WATER SYSTEM - - - - - |                 |              |              |        |                        | 2000          |                                 |               |
| CORBIN UTIL COMM   |                 | WHITLEY      |              | ADJ    | 12/67                  | 14000         |                                 | 0.9           |
| TOTAL POPULATION SERVED BY SOURCE WATER SYSTEM - - - - - |                 |              |              |        |                        | 14000         |                                 |               |
| CORINTH  |                 | GRANT        |              | ADJ    |                        | 160           |                                 | 4.0           |
| TOTAL POPULATION SERVED BY SOURCE WATER SYSTEM - - - - - |                 |              |              |        |                        | 160           |                                 |               |
| COWAN  |                 | LETCHER      |              | ADJ    |                        | 402           |                                 | 4.0           |
| TOTAL POPULATION SERVED BY SOURCE WATER SYSTEM - - - - - |                 |              |              |        |                        | 402           |                                 |               |
| COX  |                 | CASEY        |              | ADJ    |                        | 165           |                                 | 4.0           |
| TOTAL POPULATION SERVED BY SOURCE WATER SYSTEM - - - - - |                 |              |              |        |                        | 165           |                                 |               |
| CRANKS   |                 | HARLAN       |              | ADJ    |                        | 115           |                                 | 4.0           |
| TOTAL POPULATION SERVED BY SOURCE WATER SYSTEM - - - - - |                 |              |              |        |                        | 115           |                                 |               |
| CROCKETT   |                 | MORGAN       |              | ADJ    |                        | 265           |                                 | 4.0           |
| TOTAL POPULATION SERVED BY SOURCE WATER SYSTEM - - - - - |                 |              |              |        |                        | 265           |                                 |               |

POPULATION SERVED FLUORIDATED DRINKING WATER BY SOURCE SYSTEM,  
CONSECUTIVE SYSTEM, AND COUNTY WITHIN STATE (AS OF 12/31/80)

## KENTUCKY

| WATER SYSTEM and<br>CONSECUTIVE SYSTEMS SERVED           | EPA<br>ID<br>NO | COUNTY       | CHEM<br>USED | STATUS | FLUOR<br>START<br>DATE | POP<br>SERVED | NATURAL SYSTEMS<br>NAT<br>LEVEL | OPT<br>LEVEL |
|--|-----------------|--------------|--------------|--------|------------------------|---------------|---------------------------------|--------------|
| CROFTON  | 0240090         | CHRISTIAN    |              | ADJ    |                        | 1488          |                                 | 0.9          |
| TOTAL POPULATION SERVED BY SOURCE WATER SYSTEM - - - - - |                 |              |              |        |                        | 1488          |                                 |              |
| CUBA   |                 | GRAVES       |              | ADJ    |                        | 240           |                                 | 4.0          |
| TOTAL POPULATION SERVED BY SOURCE WATER SYSTEM - - - - - |                 |              |              |        |                        | 240           |                                 |              |
| CUBBAGE  |                 | BELL         |              | ADJ    |                        | 224           |                                 | 4.0          |
| TOTAL POPULATION SERVED BY SOURCE WATER SYSTEM - - - - - |                 |              |              |        |                        | 224           |                                 |              |
| CUMBERLAND MUN WW  |                 | HARLAN       |              | ADJ    | 12/54                  | 3624          |                                 | 0.9          |
| TOTAL POPULATION SERVED BY SOURCE WATER SYSTEM - - - - - |                 |              |              |        |                        | 3624          |                                 |              |
| CUSTER   |                 | BRECKINRIDGE |              | ADJ    |                        | 179           |                                 | 4.0          |
| TOTAL POPULATION SERVED BY SOURCE WATER SYSTEM - - - - - |                 |              |              |        |                        | 179           |                                 |              |
| CYNTHIANA MUN WW   |                 | HARRISON     |              | ADJ    | 03/52                  | 9500          |                                 | 0.9          |
| TOTAL POPULATION SERVED BY SOURCE WATER SYSTEM - - - - - |                 |              |              |        |                        | 9500          |                                 |              |
| DANVILLE CITY WATER WORKS                                |                 | BOYLE        |              | ADJ    | 07/54                  | 13000         |                                 | 0.9          |
| TOTAL POPULATION SERVED BY SOURCE WATER SYSTEM - - - - - |                 |              |              |        |                        | 13000         |                                 |              |
| DAWSON SPRINGS W & S                                     |                 | HOPKINS      |              | ADJ    | /65                    | 5804          |                                 | 0.9          |
| TOTAL POPULATION SERVED BY SOURCE WATER SYSTEM - - - - - |                 |              |              |        |                        | 5804          |                                 |              |
| DOE VALLEY UTIL INC                                      |                 | MEADE        |              | ADJ    |                        | 390           |                                 | 0.9          |
| TOTAL POPULATION SERVED BY SOURCE WATER SYSTEM - - - - - |                 |              |              |        |                        | 390           |                                 |              |
| DOUGLAS  |                 | CASEY        |              | ADJ    |                        | 282           |                                 | 4.0          |
| TOTAL POPULATION SERVED BY SOURCE WATER SYSTEM - - - - - |                 |              |              |        |                        | 282           |                                 |              |
| DURBIN   |                 | BOYD         |              | ADJ    |                        | 95            |                                 | 4.0          |
| TOTAL POPULATION SERVED BY SOURCE WATER SYSTEM - - - - - |                 |              |              |        |                        | 95            |                                 |              |
| EAGLE  |                 | MCCREARY     |              | ADJ    |                        | 200           |                                 | 4.0          |
| TOTAL POPULATION SERVED BY SOURCE WATER SYSTEM - - - - - |                 |              |              |        |                        | 200           |                                 |              |



POPULATION SERVED FLUORIDATED DRINKING WATER BY SOURCE SYSTEM,  
CONSECUTIVE SYSTEM, AND COUNTY WITHIN STATE (AS OF 12/31/80)

# KENTUCKY

| WATER SYSTEM and<br>CONSECUTIVE SYSTEMS SERVED           | EPA<br>ID<br>NO | COUNTY   | CHEM<br>USED | STATUS | FLUOR<br>START<br>DATE | POP<br>SERVED | NATURAL SYSTEMS |              |
|--|-----------------|----------|--------------|--------|------------------------|---------------|-----------------|--------------|
|  |                 |          |              |        |                        |               | NAT<br>LEVEL    | OPT<br>LEVEL |
| EARLINGTON W & S SYSTEM                                  |                 | HOPKINS  |              | ADJ    | 06/75                  | 2800          |                 | 0.9          |
| TOTAL POPULATION SERVED BY SOURCE WATER SYSTEM - - - - - |                 |          |              |        |                        | 2800          |                 |              |
| EAST KNOX WD   |                 | KNOX     |              | ADJ    | /70                    | 2760          |                 | 0.9          |
| TOTAL POPULATION SERVED BY SOURCE WATER SYSTEM - - - - - |                 |          |              |        |                        | 2760          |                 |              |
| EDDYVILLE WATER DEPT                                     |                 | LYON     |              | ADJ    | 09/75                  | 2000          |                 | 0.9          |
| TOTAL POPULATION SERVED BY SOURCE WATER SYSTEM - - - - - |                 |          |              |        |                        | 2000          |                 |              |
| EDMONDSON CO WD  |                 | EDMONSON |              | ADJ    | 11/75                  | 5000          |                 | 0.9          |
| TOTAL POPULATION SERVED BY SOURCE WATER SYSTEM - - - - - |                 |          |              |        |                        | 5000          |                 |              |
| EDMONTON WATER WORKS                                     |                 | METCALFE |              | ADJ    | 12/75                  | 1250          |                 | 0.9          |
| TOTAL POPULATION SERVED BY SOURCE WATER SYSTEM - - - - - |                 |          |              |        |                        | 1250          |                 |              |
| ELIZABETHTOWN WD 1                                       |                 | HARDIN   |              | ADJ    | 07/51                  | 4000          |                 | 0.9          |
| TOTAL POPULATION SERVED BY SOURCE WATER SYSTEM - - - - - |                 |          |              |        |                        | 4000          |                 |              |
| ELIZABETHTOWN WD 2                                       |                 | HARDIN   |              | ADJ    | 07/51                  | 8000          |                 | 0.9          |
| TOTAL POPULATION SERVED BY SOURCE WATER SYSTEM - - - - - |                 |          |              |        |                        | 8000          |                 |              |
| ELKHORN CITY WD  |                 | PIKE     |              | ADJ    |                        | 1081          |                 | 0.9          |
| TOTAL POPULATION SERVED BY SOURCE WATER SYSTEM - - - - - |                 |          |              |        |                        | 1081          |                 |              |
| ELKTON W & S WORKS                                       |                 | TODD     |              | ADJ    | 04/64                  | 2550          |                 | 0.9          |
| TOTAL POPULATION SERVED BY SOURCE WATER SYSTEM - - - - - |                 |          |              |        |                        | 2550          |                 |              |
| ELZO GUTHRIE   |                 | HARLAN   |              | ADJ    |                        | 220           |                 | 4.0          |
| TOTAL POPULATION SERVED BY SOURCE WATER SYSTEM - - - - - |                 |          |              |        |                        | 220           |                 |              |
| EMMALENA   |                 | KNOTT    |              | ADJ    |                        | 358           |                 | 4.0          |
| TOTAL POPULATION SERVED BY SOURCE WATER SYSTEM - - - - - |                 |          |              |        |                        | 358           |                 |              |
| EVARTS MUN WATER PLANT                                   |                 | HARLAN   |              | ADJ    | 11/69                  | 2000          |                 | 0.9          |
| TOTAL POPULATION SERVED BY SOURCE WATER SYSTEM - - - - - |                 |          |              |        |                        | 2000          |                 |              |

POPULATION SERVED FLUORIDATED DRINKING WATER BY SOURCE SYSTEM,  
CONSECUTIVE SYSTEM, AND COUNTY WITHIN STATE (AS OF 12/31/80)

# KENTUCKY

| WATER SYSTEM and<br>CONSECUTIVE SYSTEMS SERVED | EPA<br>ID<br>NO | COUNTY     | CHEM<br>USED | STATUS | FLUOR<br>START<br>DATE | POP<br>SERVED | NATURAL SYSTEMS<br>NAT OPT<br>LEVEL LEVEL |
|--|-----------------|------------|--------------|--------|------------------------|---------------|---|
| EXCEPTION OUIWOOD CAMPUS                       |                 | CHRISTIAN  |              | ADJ    |                        | 600           | 0.9                                       |
| TOTAL POPULATION SERVED BY SOURCE WATER SYSTEM |                 |            |              |        |                        | 600           |   |
| EZEL   |                 | MORGAN     |              | ADJ    |                        | 260           | 4.0                                       |
| TOTAL POPULATION SERVED BY SOURCE WATER SYSTEM |                 |            |              |        |                        | 260           |   |
| FALMOUTH WATER DEPT                            |                 | PENDLETON  |              | ADJ    | 07/74                  | 3000          | 0.9                                       |
| TOTAL POPULATION SERVED BY SOURCE WATER SYSTEM |                 |            |              |        |                        | 3000          |   |
| FANCY FARM WD                                  |                 | GRAVES     |              | ADJ    |                        | 2100          | 0.9                                       |
| TOTAL POPULATION SERVED BY SOURCE WATER SYSTEM |                 |            |              |        |                        | 2100          |   |
| FLAT GAP                                       |                 | JOHNSON    |              | ADJ    |                        | 560           | 4.0                                       |
| TOTAL POPULATION SERVED BY SOURCE WATER SYSTEM |                 |            |              |        |                        | 560           |   |
| FLEMINGSBURG UTIL                              |                 | FLEMING    |              | ADJ    | /70                    | 1500          | 0.9                                       |
| TOTAL POPULATION SERVED BY SOURCE WATER SYSTEM |                 |            |              |        |                        | 1500          |   |
| FORDSVILLE WD                                  |                 | OHIO       |              | ADJ    |                        | 1050          | 0.9                                       |
| TOTAL POPULATION SERVED BY SOURCE WATER SYSTEM |                 |            |              |        |                        | 1050          |   |
| FRANCES  |                 | CRITTENDEN |              | ADJ    |                        | 110           | 4.0                                       |
| TOTAL POPULATION SERVED BY SOURCE WATER SYSTEM |                 |            |              |        |                        | 110           |   |
| FRANKFORT ELEC & WAT PLANT                     |                 | FRANKLIN   |              | ADJ    | 09/57                  | 30000         | 0.9                                       |
| TOTAL POPULATION SERVED BY SOURCE WATER SYSTEM |                 |            |              |        |                        | 30000         |   |
| FRANKLIN WATER WORKS                           |                 | SIMPSON    |              | ADJ    | 01/64                  | 14000         | 0.9                                       |
| TOTAL POPULATION SERVED BY SOURCE WATER SYSTEM |                 |            |              |        |                        | 14000         |   |
| FREEBURN                                       |                 | PIKE       |              | ADJ    |                        | 357           | 4.0                                       |
| TOTAL POPULATION SERVED BY SOURCE WATER SYSTEM |                 |            |              |        |                        | 357           |   |
| FT KNOX WATER DEPT                             |                 | HARDIN     |              | ADJ    |                        | 50000         | 0.9                                       |
| TOTAL POPULATION SERVED BY SOURCE WATER SYSTEM |                 |            |              |        |                        | 50000         |   |

POPULATION SERVED FLUORIDATED DRINKING WATER BY SOURCE SYSTEM,  
 CONSECUTIVE SYSTEM, AND COUNTY WITHIN STATE (AS OF 12/31/80)

**KENTUCKY**

| WATER SYSTEM and<br>CONSECUTIVE SYSTEMS SERVED           | EPA<br>ID<br>NO | COUNTY     | CHEM<br>USED | STATUS | FLUOR<br>START<br>DATE | POP<br>SERVED | NATURAL SYSTEMS<br>NAT<br>LEVEL | OPT<br>LEVEL |
|--|-----------------|------------|--------------|--------|------------------------|---------------|---------------------------------|--------------|
| FULTON MUN WS  |                 | FULTON     |              | ADJ    | 09/73                  | 4056          |                                 | 0.9          |
| TOTAL POPULATION SERVED BY SOURCE WATER SYSTEM - - - - - |                 |            |              |        |                        | 4056          |                                 |              |
| GARRETT  |                 | CASEY      |              | ADJ    |                        | 250           |                                 | 4.0          |
| TOTAL POPULATION SERVED BY SOURCE WATER SYSTEM - - - - - |                 |            |              |        |                        | 250           |                                 |              |
| GARRISON-QUINCY HTS WC                                   | 0680153         | LEWIS      |              | ADJ    |                        | 1400          |                                 | 0.9          |
| TOTAL POPULATION SERVED BY SOURCE WATER SYSTEM - - - - - |                 |            |              |        |                        | 1400          |                                 |              |
| GEORGETOWN MUN WS  |                 | SCOTT      |              | ADJ    |                        | 8700          |                                 | 0.9          |
| TOTAL POPULATION SERVED BY SOURCE WATER SYSTEM - - - - - |                 |            |              |        |                        | 8700          |                                 |              |
| GLASGOW WC 1 & 2   |                 | BARREN     |              | ADJ    | 12/52                  | 32000         |                                 | 0.9          |
| TOTAL POPULATION SERVED BY SOURCE WATER SYSTEM - - - - - |                 |            |              |        |                        | 32000         |                                 |              |
| GOSHEN UTILITIES INC                                     |                 | OLDHAM     |              | ADJ    |                        | 200           |                                 | 0.9          |
| TOTAL POPULATION SERVED BY SOURCE WATER SYSTEM - - - - - |                 |            |              |        |                        | 200           |                                 |              |
| GRAND RIVERS WS  |                 | LIVINGSTON |              | ADJ    |                        | 525           |                                 | 0.9          |
| TOTAL POPULATION SERVED BY SOURCE WATER SYSTEM - - - - - |                 |            |              |        |                        | 525           |                                 |              |
| GRAPEVINE  |                 | PIKE       |              | ADJ    |                        | 296           |                                 | 4.0          |
| TOTAL POPULATION SERVED BY SOURCE WATER SYSTEM - - - - - |                 |            |              |        |                        | 296           |                                 |              |
| GRAYS  |                 | KNOX       |              | ADJ    |                        | 551           |                                 | 4.0          |
| TOTAL POPULATION SERVED BY SOURCE WATER SYSTEM - - - - - |                 |            |              |        |                        | 551           |                                 |              |
| GRAYSON UTIL COMM  |                 | CARTER     |              | ADJ    | 08/64                  | 6200          |                                 | 0.9          |
| TOTAL POPULATION SERVED BY SOURCE WATER SYSTEM - - - - - |                 |            |              |        |                        | 6200          |                                 |              |
| GREEN HILLS  |                 | HARLAN     |              | ADJ    |                        | 326           |                                 | 4.0          |
| TOTAL POPULATION SERVED BY SOURCE WATER SYSTEM - - - - - |                 |            |              |        |                        | 326           |                                 |              |
| GREEN RIVER VALLEY WD                                    |                 | HART       |              | ADJ    | 06/73                  | 7600          |                                 | 0.9          |
| TOTAL POPULATION SERVED BY SOURCE WATER SYSTEM - - - - - |                 |            |              |        |                        | 7600          |                                 |              |

POPULATION SERVED FLUORIDATED DRINKING WATER BY SOURCE SYSTEM,  
CONSECUTIVE SYSTEM, AND COUNTY WITHIN STATE (AS OF 12/31/80)

# KENTUCKY

| WATER SYSTEM and<br>CONSECUTIVE SYSTEMS SERVED           | EPA<br>ID<br>NO | COUNTY       | CHEM<br>USED | STATUS | FLUOR<br>START<br>DATE | POP<br>SERVED | NATURAL SYSTEMS<br>NAT<br>LEVEL | OPT<br>LEVEL |
|--|-----------------|--------------|--------------|--------|------------------------|---------------|---------------------------------|--------------|
| GREENSBURG WATER WORKS                                   |                 | GREEN        |              | ADJ    | 04/51                  | 4000          |                                 | 0.9          |
| TOTAL POPULATION SERVED BY SOURCE WATER SYSTEM - - - - - |                 |              |              |        |                        | 4000          |                                 |              |
| GREENUP W&S COMM   |                 | GREENUP      |              | ADJ    |                        | 3000          |                                 | 0.9          |
| TOTAL POPULATION SERVED BY SOURCE WATER SYSTEM - - - - - |                 |              |              |        |                        | 3000          |                                 |              |
| GREENVILLE UTIL COMM                                     |                 | MUHLENBERG   |              | ADJ    | 11/61                  | 5000          |                                 | 0.9          |
| TOTAL POPULATION SERVED BY SOURCE WATER SYSTEM - - - - - |                 |              |              |        |                        | 5000          |                                 |              |
| GUTHRIE WATER WORKS                                      |                 | TODD         |              | ADJ    |                        | 2000          |                                 | 0.9          |
| TOTAL POPULATION SERVED BY SOURCE WATER SYSTEM - - - - - |                 |              |              |        |                        | 2000          |                                 |              |
| HACKER   |                 | CLAY         |              | ADJ    |                        | 360           |                                 | 4.0          |
| TOTAL POPULATION SERVED BY SOURCE WATER SYSTEM - - - - - |                 |              |              |        |                        | 360           |                                 |              |
| HALL   |                 | HARLAN       |              | ADJ    |                        | 440           |                                 | 4.0          |
| TOTAL POPULATION SERVED BY SOURCE WATER SYSTEM - - - - - |                 |              |              |        |                        | 440           |                                 |              |
| HAMPTON  |                 | LIVINGSTON   |              | ADJ    |                        | 179           |                                 | 4.0          |
| TOTAL POPULATION SERVED BY SOURCE WATER SYSTEM - - - - - |                 |              |              |        |                        | 179           |                                 |              |
| HARDEMAN WATER DIST                                      |                 | GRAVES       |              | ADJ    |                        | 1000          |                                 | 0.9          |
| TOTAL POPULATION SERVED BY SOURCE WATER SYSTEM - - - - - |                 |              |              |        |                        | 1000          |                                 |              |
| HARDIN CO WD 1-SANDER                                    |                 | HARDIN       |              | ADJ    |                        | 5900          |                                 | 0.9          |
| TOTAL POPULATION SERVED BY SOURCE WATER SYSTEM - - - - - |                 |              |              |        |                        | 5900          |                                 |              |
| HARDIN CO WD-MULDROUGH                                   |                 | HARDIN       |              | ADJ    | /70                    | 4100          |                                 | 0.9          |
| TOTAL POPULATION SERVED BY SOURCE WATER SYSTEM - - - - - |                 |              |              |        |                        | 4100          |                                 |              |
| HARDIN WATER SYSTEM                                      |                 | MARSHALL     |              | ADJ    | 06/75                  | 600           |                                 | 0.9          |
| TOTAL POPULATION SERVED BY SOURCE WATER SYSTEM - - - - - |                 |              |              |        |                        | 600           |                                 |              |
| HARDINSBURG MUN WW                                       |                 | BRECKINRIDGE |              | ADJ    | 10/64                  | 2000          |                                 | 0.9          |
| TOTAL POPULATION SERVED BY SOURCE WATER SYSTEM - - - - - |                 |              |              |        |                        | 2000          |                                 |              |

POPULATION SERVED FLUORIDATED DRINKING WATER BY SOURCE SYSTEM,  
CONSECUTIVE SYSTEM, AND COUNTY WITHIN STATE (AS OF 12/31/80)

**KENTUCKY**

| WATER SYSTEM and<br>CONSECUTIVE SYSTEMS SERVED           | EPA<br>ID<br>NO | COUNTY    | CHEM<br>USED | STATUS | FLUOR<br>START<br>DATE | POP<br>SERVED | NATURAL SYSTEMS<br>NAT<br>LEVEL | OPT<br>LEVEL |
|--|-----------------|-----------|--------------|--------|------------------------|---------------|---------------------------------|--------------|
| HARLAN MUN WW  |                 | HARLAN    |              | ADJ    | 02/72                  | 10000         |                                 | 0.9          |
| TOTAL POPULATION SERVED BY SOURCE WATER SYSTEM - - - - - |                 |           |              |        |                        | 10000         |                                 |              |
| HARMONY  |                 | BELL      |              | ADJ    |                        | 273           |                                 | 4.0          |
| TOTAL POPULATION SERVED BY SOURCE WATER SYSTEM - - - - - |                 |           |              |        |                        | 273           |                                 |              |
| HARRODSBURG MUN WD                                       |                 | MERCER    |              | ADJ    | 05/58                  | 11000         |                                 | 0.9          |
| TOTAL POPULATION SERVED BY SOURCE WATER SYSTEM - - - - - |                 |           |              |        |                        | 11000         |                                 |              |
| HARTFORD MUN WW  |                 | OHIO      |              | ADJ    |                        | 2000          |                                 | 0.9          |
| TOTAL POPULATION SERVED BY SOURCE WATER SYSTEM - - - - - |                 |           |              |        |                        | 2000          |                                 |              |
| HAWESVILLE WATER WORKS                                   |                 | HANCOCK   |              | ADJ    | /74                    | 1350          |                                 | 0.9          |
| TOTAL POPULATION SERVED BY SOURCE WATER SYSTEM - - - - - |                 |           |              |        |                        | 1350          |                                 |              |
| HAYES LEWIS  |                 | LESLIE    |              | ADJ    |                        | 397           |                                 | 4.0          |
| TOTAL POPULATION SERVED BY SOURCE WATER SYSTEM - - - - - |                 |           |              |        |                        | 397           |                                 |              |
| HAZARD WATER DEPT  |                 | PERRY     |              | ADJ    | 03/57                  | 9000          |                                 | 0.9          |
| TOTAL POPULATION SERVED BY SOURCE WATER SYSTEM - - - - - |                 |           |              |        |                        | 9000          |                                 |              |
| HEMPHILL   |                 | LETCHER   |              | ADJ    |                        | 200           |                                 | 4.0          |
| TOTAL POPULATION SERVED BY SOURCE WATER SYSTEM - - - - - |                 |           |              |        |                        | 200           |                                 |              |
| HENDERSON MUN W&S DEPT                                   |                 | HENDERSON |              | ADJ    | 03/62                  | 30650         |                                 | 0.9          |
| TOTAL POPULATION SERVED BY SOURCE WATER SYSTEM - - - - - |                 |           |              |        |                        | 30650         |                                 |              |
| HENRY CO WD 1  |                 | HENRY     |              | ADJ    | 05/73                  | 3000          |                                 | 0.9          |
| TOTAL POPULATION SERVED BY SOURCE WATER SYSTEM - - - - - |                 |           |              |        |                        | 3000          |                                 |              |
| HENRY COUNTY WD 2  |                 | HENRY     |              | ADJ    | 10/71                  | 3500          |                                 | 0.9          |
| TOTAL POPULATION SERVED BY SOURCE WATER SYSTEM - - - - - |                 |           |              |        |                        | 3500          |                                 |              |
| HICKMAN WATER DEPT                                       |                 | FULTON    |              | ADJ    | 06/62                  | 3800          |                                 | 0.9          |
| TOTAL POPULATION SERVED BY SOURCE WATER SYSTEM - - - - - |                 |           |              |        |                        | 3800          |                                 |              |

POPULATION SERVED FLUORIDATED DRINKING WATER BY SOURCE SYSTEM,  
 CONSECUTIVE SYSTEM, AND COUNTY WITHIN STATE (AS OF 12/31/80)

# KENTUCKY

| WATER SYSTEM and<br>CONSECUTIVE SYSTEMS SERVED           | EPA<br>ID<br>NO | COUNTY       | CHEM<br>USED | STATUS | FLUOR<br>START<br>DATE | POP<br>SERVED | NATURAL SYSTEMS<br>NAT<br>LEVEL | OPT<br>LEVEL |
|--|-----------------|--------------|--------------|--------|------------------------|---------------|---------------------------------|--------------|
| HICKORY WD   |                 | GRAVES       |              | ADJ    |                        | 3500          |                                 | 0.9          |
| TOTAL POPULATION SERVED BY SOURCE WATER SYSTEM - - - - - |                 |              |              |        |                        | 3500          |                                 |              |
| HIGHLAND   |                 | BREATHITT    |              | ADJ    |                        | 168           |                                 | 4.0          |
| TOTAL POPULATION SERVED BY SOURCE WATER SYSTEM - - - - - |                 |              |              |        |                        | 168           |                                 |              |
| HIGHLAND WATER CO  |                 | JOHNSON      |              | ADJ    |                        | 2250          |                                 | 0.9          |
| TOTAL POPULATION SERVED BY SOURCE WATER SYSTEM - - - - - |                 |              |              |        |                        | 2250          |                                 |              |
| HINDMAN WATER DEPT                                       |                 | KNOTT        |              | ADJ    | /70                    | 600           |                                 | 0.9          |
| TOTAL POPULATION SERVED BY SOURCE WATER SYSTEM - - - - - |                 |              |              |        |                        | 600           |                                 |              |
| HODGENVILLE WD   |                 | LARUE        |              | ADJ    | 12/62                  | 3000          |                                 | 0.9          |
| TOTAL POPULATION SERVED BY SOURCE WATER SYSTEM - - - - - |                 |              |              |        |                        | 3000          |                                 |              |
| HOGUE  |                 | PULASKI      |              | ADJ    |                        | 116           |                                 | 4.0          |
| TOTAL POPULATION SERVED BY SOURCE WATER SYSTEM - - - - - |                 |              |              |        |                        | 116           |                                 |              |
| HOLMES MILL  |                 | HARLAN       |              | ADJ    |                        | 130           |                                 | 4.0          |
| TOTAL POPULATION SERVED BY SOURCE WATER SYSTEM - - - - - |                 |              |              |        |                        | 130           |                                 |              |
| HOPKINSVILLE S&W COMM                                    |                 | CHRISTIAN    |              | ADJ    | 08/51                  | 30000         |                                 | 0.9          |
| TOTAL POPULATION SERVED BY SOURCE WATER SYSTEM - - - - - |                 |              |              |        |                        | 30000         |                                 |              |
| HYDEN LESLIE CO WD                                       |                 | LESLIE       |              | ADJ    | /70                    | 2400          |                                 | 0.9          |
| TOTAL POPULATION SERVED BY SOURCE WATER SYSTEM - - - - - |                 |              |              |        |                        | 2400          |                                 |              |
| IRVINE MUN UTIL  |                 | ESTILL       |              | ADJ    | 11/65                  | 4836          |                                 | 0.9          |
| TOTAL POPULATION SERVED BY SOURCE WATER SYSTEM - - - - - |                 |              |              |        |                        | 4836          |                                 |              |
| IRVINGTON WS   |                 | BRECKINRIDGE |              | ADJ    | /70                    | 1650          |                                 | 0.9          |
| TOTAL POPULATION SERVED BY SOURCE WATER SYSTEM - - - - - |                 |              |              |        |                        | 1650          |                                 |              |
| ISLAND WATER DEPT  |                 | MCLEAN       |              | ADJ    |                        | 1340          |                                 | 0.9          |
| TOTAL POPULATION SERVED BY SOURCE WATER SYSTEM - - - - - |                 |              |              |        |                        | 1340          |                                 |              |

POPULATION SERVED FLUORIDATED DRINKING WATER BY SOURCE SYSTEM,  
 CONSECUTIVE SYSTEM, AND COUNTY WITHIN STATE (AS OF 12/31/80)

**KENTUCKY**

| WATER SYSTEM and<br>CONSECUTIVE SYSTEMS SERVED           | EPA<br>ID<br>NO. | COUNTY    | CHEM<br>USED | STATUS | FLUOR<br>START<br>DATE | POP<br>SERVED | NATURAL SYSTEMS<br>NAT<br>LEVEL | OPT<br>LEVEL |
|--|------------------|-----------|--------------|--------|------------------------|---------------|---------------------------------|--------------|
| ISONVILLE  |                  | ELLIOTT   |              | ADJ    |                        | 210           |                                 | 4.0          |
| TOTAL POPULATION SERVED BY SOURCE WATER SYSTEM - - - - - |                  |           |              |        |                        | 210           |                                 |              |
| JACKS CREEKS   |                  | LESLIE    |              | ADJ    |                        | 129           |                                 | 4.0          |
| TOTAL POPULATION SERVED BY SOURCE WATER SYSTEM - - - - - |                  |           |              |        |                        | 129           |                                 |              |
| JACKSON CO WD ASSN                                       |                  | JACKSON   |              | ADJ    | 01/74                  | 2000          |                                 | 0.9          |
| TOTAL POPULATION SERVED BY SOURCE WATER SYSTEM - - - - - |                  |           |              |        |                        | 2000          |                                 |              |
| JACKSON MUN WW   |                  | BREATHITT |              | ADJ    | 05/63                  | 3250          |                                 | 0.9          |
| TOTAL POPULATION SERVED BY SOURCE WATER SYSTEM - - - - - |                  |           |              |        |                        | 3250          |                                 |              |
| JACKSON ROWE   |                  | PIKE      |              | ADJ    |                        | 445           |                                 | 4.0          |
| TOTAL POPULATION SERVED BY SOURCE WATER SYSTEM - - - - - |                  |           |              |        |                        | 445           |                                 |              |
| JAMESTOWN MUN WW   |                  | RUSSELL   |              | ADJ    | 07/69                  | 1400          |                                 | 0.9          |
| TOTAL POPULATION SERVED BY SOURCE WATER SYSTEM - - - - - |                  |           |              |        |                        | 1400          |                                 |              |
| JELLICO CREEK  |                  | WHITLEY   |              | ADJ    |                        | 46            |                                 | 4.0          |
| TOTAL POPULATION SERVED BY SOURCE WATER SYSTEM - - - - - |                  |           |              |        |                        | 46            |                                 |              |
| JENKINS WATER SYSTEM                                     |                  | LETCHER   |              | ADJ    | 11/69                  | 3400          |                                 | 0.9          |
| TOTAL POPULATION SERVED BY SOURCE WATER SYSTEM - - - - - |                  |           |              |        |                        | 3400          |                                 |              |
| JOHNS CREEK  |                  | PIKE      |              | ADJ    |                        | 1611          |                                 | 4.0          |
| TOTAL POPULATION SERVED BY SOURCE WATER SYSTEM - - - - - |                  |           |              |        |                        | 1611          |                                 |              |
| JOHNSON, G.F.  |                  | PIKE      |              | ADJ    |                        | 600           |                                 | 4.0          |
| TOTAL POPULATION SERVED BY SOURCE WATER SYSTEM - - - - - |                  |           |              |        |                        | 600           |                                 |              |
| JONATHAN CREEK WA  |                  | MARSHALL  |              | ADJ    | 06/75                  | 3500          |                                 | 0.9          |
| TOTAL POPULATION SERVED BY SOURCE WATER SYSTEM - - - - - |                  |           |              |        |                        | 3500          |                                 |              |
| JONES FORK   |                  | KNOTT     |              | ADJ    |                        | 320           |                                 | 4.0          |
| TOTAL POPULATION SERVED BY SOURCE WATER SYSTEM - - - - - |                  |           |              |        |                        | 320           |                                 |              |

POPULATION SERVED FLUORIDATED DRINKING WATER BY SOURCE SYSTEM,  
 CONSECUTIVE SYSTEM, AND COUNTY WITHIN STATE (AS OF 12/31/80)

**KENTUCKY**

| WATER SYSTEM and<br>CONSECUTIVE SYSTEMS SERVED           | EPA<br>ID<br>NO | COUNTY   | CHEM<br>USED | STATUS | FLUOR<br>START<br>DATE | POP<br>SERVED | NATURAL SYSTEMS<br>NAT<br>LEVEL | OPT<br>LEVEL |
|--|-----------------|----------|--------------|--------|------------------------|---------------|---------------------------------|--------------|
| KENTON CO WD 1   |                 | KENTON   |              | ADJ    | 07/67                  | 75000         |                                 | 0.9          |
| TOTAL POPULATION SERVED BY SOURCE WATER SYSTEM - - - - - |                 |          |              |        |                        | 75000         |                                 |              |
| KENTON CO WD-COVINGTON PLANT                             |                 | CAMPBELL |              | ADJ    |                        | 100000        |                                 | 0.9          |
| TOTAL POPULATION SERVED BY SOURCE WATER SYSTEM - - - - - |                 |          |              |        |                        | 100000        |                                 |              |
| KENTUCKY WAT SERVICE                                     |                 | PULASKI  |              | ADJ    | 02/67                  | 25000         |                                 | 0.9          |
| TOTAL POPULATION SERVED BY SOURCE WATER SYSTEM - - - - - |                 |          |              |        |                        | 25000         |                                 |              |
| KENTUCKY WATER SVC CO                                    |                 | HICKMAN  |              | ADJ    | 11/72                  | 1600          |                                 | 0.9          |
| TOTAL POPULATION SERVED BY SOURCE WATER SYSTEM - - - - - |                 |          |              |        |                        | 1600          |                                 |              |
| KENTUCKY WS CO INC                                       |                 | BELL     |              | ADJ    |                        | 14800         |                                 | 0.9          |
| TOTAL POPULATION SERVED BY SOURCE WATER SYSTEM - - - - - |                 |          |              |        |                        | 14800         |                                 |              |
| KENTUCKY-AMERICAN WC/KR                                  |                 | FAYETTE  |              | ADJ    | 04/54                  | 168000        |                                 | 0.9          |
| TOTAL POPULATION SERVED BY SOURCE WATER SYSTEM - - - - - |                 |          |              |        |                        | 168000        |                                 |              |
| KIMPER   |                 | PIKE     |              | ADJ    |                        | 386           |                                 | 4.0          |
| TOTAL POPULATION SERVED BY SOURCE WATER SYSTEM - - - - - |                 |          |              |        |                        | 386           |                                 |              |
| KINGDOM COME   |                 | LETCHER  |              | ADJ    |                        | 207           |                                 | 4.0          |
| TOTAL POPULATION SERVED BY SOURCE WATER SYSTEM - - - - - |                 |          |              |        |                        | 207           |                                 |              |
| KINNICONICK  |                 | LEWIS    |              | ADJ    |                        | 105           |                                 | 4.0          |
| TOTAL POPULATION SERVED BY SOURCE WATER SYSTEM - - - - - |                 |          |              |        |                        | 105           |                                 |              |
| KNIFLEY  |                 | ADAIR    |              | ADJ    |                        | 178           |                                 | 4.0          |
| TOTAL POPULATION SERVED BY SOURCE WATER SYSTEM - - - - - |                 |          |              |        |                        | 178           |                                 |              |
| KUTTAWA WATER SUPPLY                                     |                 | LYON     |              | ADJ    | 09/75                  | 1000          |                                 | 0.9          |
| TOTAL POPULATION SERVED BY SOURCE WATER SYSTEM - - - - - |                 |          |              |        |                        | 1000          |                                 |              |
| LACENTER MUN WC  |                 | BALLARD  |              | ADJ    | 11/75                  | 1031          |                                 | 0.9          |
| TOTAL POPULATION SERVED BY SOURCE WATER SYSTEM - - - - - |                 |          |              |        |                        | 1031          |                                 |              |



POPULATION SERVED FLUORIDATED DRINKING WATER BY SOURCE SYSTEM,  
CONSECUTIVE SYSTEM, AND COUNTY WITHIN STATE (AS OF 12/31/80)

**KENTUCKY**

| WATER SYSTEM and<br>CONSECUTIVE SYSTEMS SERVED | EPA<br>ID<br>NO | COUNTY     | CHEM<br>USED | STATUS | FLUOR<br>START<br>DATE | POP<br>SERVED  | NATURAL SYSTEMS<br>NAT<br>LEVEL | OPT<br>LEVEL |
|--|-----------------|------------|--------------|--------|------------------------|--|---------------------------------|--------------|
| LAKE CITY WD                                   |                 | LIVINGSTON |              | ADJ    |                        | 1000   |                                 | 0.9          |
|  |                 |            |              |        |                        | TOTAL POPULATION SERVED BY SOURCE WATER SYSTEM - - - - - |                                 | 1000         |
| LAKE SIDE                                      |                 | ELLIOTT    |              | ADJ    |                        | 391  |                                 | 4.0          |
|  |                 |            |              |        |                        | TOTAL POPULATION SERVED BY SOURCE WATER SYSTEM - - - - - |                                 | 391          |
| LANCASTER WATER WORKS                          |                 | GARRARD    |              | ADJ    | 12/52                  | 5200   |                                 | 0.9          |
|  |                 |            |              |        |                        | TOTAL POPULATION SERVED BY SOURCE WATER SYSTEM - - - - - |                                 | 5200         |
| LAUREL   |                 | LEWIS      |              | ADJ    |                        | 190  |                                 | 4.0          |
|  |                 |            |              |        |                        | TOTAL POPULATION SERVED BY SOURCE WATER SYSTEM - - - - - |                                 | 190          |
| LAUREL CO WD 2                                 |                 | LAUREL     |              | ADJ    |                        | 7500   |                                 | 0.9          |
|  |                 |            |              |        |                        | TOTAL POPULATION SERVED BY SOURCE WATER SYSTEM - - - - - |                                 | 7500         |
| LAWRENCEBURG W&S DEPT                          |                 | ANDERSON   |              | ADJ    | 06/56                  | 4220   |                                 | 0.9          |
|  |                 |            |              |        |                        | TOTAL POPULATION SERVED BY SOURCE WATER SYSTEM - - - - - |                                 | 4220         |
| LEATHERWOOD                                    |                 | PERRY      |              | ADJ    |                        | 450  |                                 | 4.0          |
|  |                 |            |              |        |                        | TOTAL POPULATION SERVED BY SOURCE WATER SYSTEM - - - - - |                                 | 450          |
| LEBANON WATER WORKS CO                         |                 | MARION     |              | ADJ    |                        | 6500   |                                 | 0.9          |
|  |                 |            |              |        |                        | TOTAL POPULATION SERVED BY SOURCE WATER SYSTEM - - - - - |                                 | 6500         |
| LEDBETTER WD                                   |                 | LIVINGSTON |              | ADJ    |                        | 1155   |                                 | 0.9          |
|  |                 |            |              |        |                        | TOTAL POPULATION SERVED BY SOURCE WATER SYSTEM - - - - - |                                 | 1155         |
| LEITCHFIELD WATER WORKS                        |                 | GRAYSON    |              | ADJ    | 06/70                  | 7000   |                                 | 0.9          |
|  |                 |            |              |        |                        | TOTAL POPULATION SERVED BY SOURCE WATER SYSTEM - - - - - |                                 | 7000         |
| LETCHER  |                 | LETCHER    |              | ADJ    |                        | 460  |                                 | 4.0          |
|  |                 |            |              |        |                        | TOTAL POPULATION SERVED BY SOURCE WATER SYSTEM - - - - - |                                 | 460          |
| LEWISBURG WATER WORKS                          |                 | LOGAN      |              | ADJ    | 07/75                  | 1400   |                                 | 0.9          |
|  |                 |            |              |        |                        | TOTAL POPULATION SERVED BY SOURCE WATER SYSTEM - - - - - |                                 | 1400         |

POPULATION SERVED FLUORIDATED DRINKING WATER BY SOURCE SYSTEM,  
CONSECUTIVE SYSTEM, AND COUNTY WITHIN STATE (AS OF 12/31/80)

# KENTUCKY

| WATER SYSTEM and<br>CONSECUTIVE SYSTEMS SERVED           | EPA<br>ID<br>NO | COUNTY     | CHEM<br>USED | STATUS | FLUOR<br>START<br>DATE | POP<br>SERVED | NATURAL SYSTEMS<br>NAT<br>LEVEL | OPT<br>LEVEL |
|--|-----------------|------------|--------------|--------|------------------------|---------------|---------------------------------|--------------|
| LEWISPORT MUN WW   |                 | HANCOCK    |              | ADJ    | 06/75                  | 2100          |                                 | 0.9          |
| TOTAL POPULATION SERVED BY SOURCE WATER SYSTEM - - - - - |                 |            |              |        |                        | 2100          |                                 |              |
| LIBERTY  |                 | WHITLEY    |              | ADJ    |                        | 207           |                                 | 4.0          |
| TOTAL POPULATION SERVED BY SOURCE WATER SYSTEM - - - - - |                 |            |              |        |                        | 207           |                                 |              |
| LIBERTY WATER WORKS                                      |                 | CASEY      |              | ADJ    | 07/73                  | 4400          |                                 | 0.9          |
| TOTAL POPULATION SERVED BY SOURCE WATER SYSTEM - - - - - |                 |            |              |        |                        | 4400          |                                 |              |
| LIVERMORE WATER WORKS                                    |                 | MCLEAN     |              | ADJ    | 10/75                  | 2500          |                                 | 0.9          |
| TOTAL POPULATION SERVED BY SOURCE WATER SYSTEM - - - - - |                 |            |              |        |                        | 2500          |                                 |              |
| LIVINGSTON MUN WW  |                 | ROCKCASTLE |              | ADJ    |                        | 350           |                                 | 0.9          |
| TOTAL POPULATION SERVED BY SOURCE WATER SYSTEM - - - - - |                 |            |              |        |                        | 350           |                                 |              |
| LONDON UTIL COMM   |                 | LAUREL     |              | ADJ    | 08/67                  | 7500          |                                 | 0.9          |
| TOTAL POPULATION SERVED BY SOURCE WATER SYSTEM - - - - - |                 |            |              |        |                        | 7500          |                                 |              |
| LOST CREEK   |                 | PERRY      |              | ADJ    |                        | 230           |                                 | 4.0          |
| TOTAL POPULATION SERVED BY SOURCE WATER SYSTEM - - - - - |                 |            |              |        |                        | 230           |                                 |              |
| LOUISA WATER DEPT  |                 | LAWRENCE   |              | ADJ    | 11/62                  | 3700          |                                 | 0.9          |
| TOTAL POPULATION SERVED BY SOURCE WATER SYSTEM - - - - - |                 |            |              |        |                        | 3700          |                                 |              |
| LOUISVILLE WATER CO                                      |                 | JEFFERSON  |              | ADJ    | 08/51                  | 758000        |                                 | 0.9          |
| TOTAL POPULATION SERVED BY SOURCE WATER SYSTEM - - - - - |                 |            |              |        |                        | 758000        |                                 |              |
| LOWES  |                 | GRAVES     |              | ADJ    |                        | 822           |                                 | 4.0          |
| TOTAL POPULATION SERVED BY SOURCE WATER SYSTEM - - - - - |                 |            |              |        |                        | 822           |                                 |              |
| LYNCH WATER PLANT  |                 | HARLAN     |              | ADJ    | 06/57                  | 2000          |                                 | 0.9          |
| TOTAL POPULATION SERVED BY SOURCE WATER SYSTEM - - - - - |                 |            |              |        |                        | 2000          |                                 |              |
| LYNN   |                 | GREENUP    |              | ADJ    |                        | 235           |                                 | 4.0          |
| TOTAL POPULATION SERVED BY SOURCE WATER SYSTEM - - - - - |                 |            |              |        |                        | 235           |                                 |              |

POPULATION SERVED FLUORIDATED DRINKING WATER BY SOURCE SYSTEM,  
CONSECUTIVE SYSTEM, AND COUNTY WITHIN STATE (AS OF 12/31/80)

# KENTUCKY

| WATER SYSTEM and<br>CONSECUTIVE SYSTEMS SERVED           | EPA<br>ID<br>NO | COUNTY     | CHEM<br>USED | STATUS | FLUOR<br>START<br>DATE | POP<br>SERVED | NATURAL SYSTEMS<br>NAT OPT<br>LEVEL LEVEL |
|--|-----------------|------------|--------------|--------|------------------------|---------------|---|
| LYNNVALE   |                 | HARDIN     |              | ADJ    |                        | 352           | 4.0                                       |
| TOTAL POPULATION SERVED BY SOURCE WATER SYSTEM - - - - - |                 |            |              |        |                        | 352           |   |
| MACKVILLE  |                 | WASHINGTON |              | ADJ    |                        | 172           | 4.0                                       |
| TOTAL POPULATION SERVED BY SOURCE WATER SYSTEM - - - - - |                 |            |              |        |                        | 172           |   |
| MADISONVILLE LIGHT/WIR 1                                 |                 | HOPKINS    |              | ADJ    | 11/70                  | 3750          | 0.9                                       |
| TOTAL POPULATION SERVED BY SOURCE WATER SYSTEM - - - - - |                 |            |              |        |                        | 3750          |   |
| MAJESTIC KNOX  |                 | PIKE       |              | ADJ    |                        | 490           | 4.0                                       |
| TOTAL POPULATION SERVED BY SOURCE WATER SYSTEM - - - - - |                 |            |              |        |                        | 490           |   |
| MANCHESTER WATER WORKS                                   |                 | CLAY       |              | ADJ    | 08/65                  | 3000          | 0.9                                       |
| TOTAL POPULATION SERVED BY SOURCE WATER SYSTEM - - - - - |                 |            |              |        |                        | 3000          |   |
| MARION WATER DEPT  |                 | CRITTENDEN |              | ADJ    | 01/72                  | 4000          | 0.9                                       |
| TOTAL POPULATION SERVED BY SOURCE WATER SYSTEM - - - - - |                 |            |              |        |                        | 4000          |   |
| MARROWBONE CREEK WD                                      |                 | PIKE       |              | ADJ    |                        | 3000          | 0.9                                       |
| TOTAL POPULATION SERVED BY SOURCE WATER SYSTEM - - - - - |                 |            |              |        |                        | 3000          |   |
| MARROWBONE WAT DIST                                      |                 | CUMBERLAND |              | ADJ    |                        | 900           | 0.9                                       |
| TOTAL POPULATION SERVED BY SOURCE WATER SYSTEM - - - - - |                 |            |              |        |                        | 900           |   |
| MARIHA JANE POTTER                                       |                 | LETCHER    |              | ADJ    |                        | 366           | 4.0                                       |
| TOTAL POPULATION SERVED BY SOURCE WATER SYSTEM - - - - - |                 |            |              |        |                        | 366           |   |
| MARTIN CO WD 1   |                 | MARTIN     |              | ADJ    | 06/70                  | 2900          | 0.9                                       |
| TOTAL POPULATION SERVED BY SOURCE WATER SYSTEM - - - - - |                 |            |              |        |                        | 2900          |   |
| MARTIN WATER DEPT  |                 | FLOYD      |              | ADJ    | 04/52                  | 1300          | 0.9                                       |
| TOTAL POPULATION SERVED BY SOURCE WATER SYSTEM - - - - - |                 |            |              |        |                        | 1300          |   |
| MASON  |                 | GRANT      |              | ADJ    |                        | 141           | 4.0                                       |
| TOTAL POPULATION SERVED BY SOURCE WATER SYSTEM - - - - - |                 |            |              |        |                        | 141           |   |

POPULATION SERVED FLUORIDATED DRINKING WATER BY SOURCE SYSTEM,  
CONSECUTIVE SYSTEM, AND COUNTY WITHIN STATE (AS OF 12/31/80)

# KENTUCKY

| WATER SYSTEM and<br>CONSECUTIVE SYSTEMS SERVED           | EPA<br>ID<br>NO | COUNTY       | CHEM<br>USED | STATUS | FLUOR<br>START<br>DATE | POP<br>SERVED | NATURAL SYSTEMS<br>NAT<br>LEVEL | OPT<br>LEVEL |
|--|-----------------|--------------|--------------|--------|------------------------|---------------|---------------------------------|--------------|
| MAYFIELD ELEC/WATER SYSTEM                               |                 | GRAVES       |              | ADJ    | 09/52                  | 14500         |                                 | 0.9          |
| TOTAL POPULATION SERVED BY SOURCE WATER SYSTEM - - - - - |                 |              |              |        |                        | 14500         |                                 |              |
| MAYSVILLE UTIL COMM                                      |                 | MASON        |              | ADJ    | 04/51                  | 10000         |                                 | 0.9          |
| TOTAL POPULATION SERVED BY SOURCE WATER SYSTEM - - - - - |                 |              |              |        |                        | 10000         |                                 |              |
| MCCREARY CO WD   |                 | MCCREARY     |              | ADJ    | 02/74                  | 8800          |                                 | 0.9          |
| TOTAL POPULATION SERVED BY SOURCE WATER SYSTEM - - - - - |                 |              |              |        |                        | 8800          |                                 |              |
| MCKEE WATER WORKS  |                 | JACKSON      |              | ADJ    | 11/66                  | 1200          |                                 | 0.9          |
| TOTAL POPULATION SERVED BY SOURCE WATER SYSTEM - - - - - |                 |              |              |        |                        | 1200          |                                 |              |
| MCQUADY  |                 | BRECKINRIDGE |              | ADJ    |                        | 170           |                                 | 4.0          |
| TOTAL POPULATION SERVED BY SOURCE WATER SYSTEM - - - - - |                 |              |              |        |                        | 170           |                                 |              |
| MEADE MEMORIAL   |                 | JOHNSON      |              | ADJ    |                        | 384           |                                 | 4.0          |
| TOTAL POPULATION SERVED BY SOURCE WATER SYSTEM - - - - - |                 |              |              |        |                        | 384           |                                 |              |
| MELVIN   |                 | FLOYD        |              | ADJ    |                        | 350           |                                 | 4.0          |
| TOTAL POPULATION SERVED BY SOURCE WATER SYSTEM - - - - - |                 |              |              |        |                        | 350           |                                 |              |
| MIDDLE FORK  |                 | MAGOFFIN     |              | ADJ    |                        | 234           |                                 | 4.0          |
| TOTAL POPULATION SERVED BY SOURCE WATER SYSTEM - - - - - |                 |              |              |        |                        | 234           |                                 |              |
| MIDWAY MUN WW  |                 | WOODFORD     |              | ADJ    |                        | 1500          |                                 | 0.9          |
| TOTAL POPULATION SERVED BY SOURCE WATER SYSTEM - - - - - |                 |              |              |        |                        | 1500          |                                 |              |
| MILLARD-HENSLEY  |                 | MAGOFFIN     |              | ADJ    |                        | 420           |                                 | 4.0          |
| TOTAL POPULATION SERVED BY SOURCE WATER SYSTEM - - - - - |                 |              |              |        |                        | 420           |                                 |              |
| MILLERSBURG MUN WW                                       |                 | BOURBON      |              | ADJ    |                        | 1100          |                                 | 0.9          |
| TOTAL POPULATION SERVED BY SOURCE WATER SYSTEM - - - - - |                 |              |              |        |                        | 1100          |                                 |              |
| MONTGOMERY CO WD 1                                       |                 | MONTGOMERY   |              | ADJ    |                        | 1200          |                                 | 0.9          |
| TOTAL POPULATION SERVED BY SOURCE WATER SYSTEM - - - - - |                 |              |              |        |                        | 1200          |                                 |              |

POPULATION SERVED FLUORIDATED DRINKING WATER BY SOURCE SYSTEM,  
CONSECUTIVE SYSTEM, AND COUNTY WITHIN STATE (AS OF 12/31/80)

## KENTUCKY

| WATER SYSTEM and<br>CONSECUTIVE SYSTEMS SERVED | EPA<br>ID<br>NO | COUNTY     | CHEM<br>USED | STATUS | FLUOR<br>START<br>DATE | POP<br>SERVED  | NATURAL SYSTEMS |              |
|--|-----------------|------------|--------------|--------|------------------------|--|-----------------|--------------|
|  |                 |            |              |        |                        |  | NAT<br>LEVEL    | OPT<br>LEVEL |
| MONTICELLO W&S COMM                            |                 | WAYNE      |              | ADJ    |                        | 8500   |                 | 0.9          |
|  |                 |            |              |        |                        | TOTAL POPULATION SERVED BY SOURCE WATER SYSTEM - - - - - | 8500            |              |
| MOOREHEAD STATE UNIV WP                        |                 | ROWAN      |              | ADJ    | 06/53                  | 6500   |                 | 0.9          |
|  |                 |            |              |        |                        | TOTAL POPULATION SERVED BY SOURCE WATER SYSTEM - - - - - | 6500            |              |
| MOORES CREEK                                   |                 | JACKSON    |              | ADJ    |                        | 122  |                 | 4.0          |
|  |                 |            |              |        |                        | TOTAL POPULATION SERVED BY SOURCE WATER SYSTEM - - - - - | 122             |              |
| MOREHEAD UTIL PLANT                            |                 | ROWAN      |              | ADJ    | 10/68                  | 10000  |                 | 0.9          |
|  |                 |            |              |        |                        | TOTAL POPULATION SERVED BY SOURCE WATER SYSTEM - - - - - | 10000           |              |
| MORGANFIELD WATER WORKS                        |                 | UNION      |              | ADJ    | /70                    | 6500   |                 | 0.9          |
|  |                 |            |              |        |                        | TOTAL POPULATION SERVED BY SOURCE WATER SYSTEM - - - - - | 6500            |              |
| MORGANTOWN WATER SYSTEM                        |                 | BUTLER     |              | ADJ    | 09/63                  | 4800   |                 | 0.9          |
|  |                 |            |              |        |                        | TOTAL POPULATION SERVED BY SOURCE WATER SYSTEM - - - - - | 4800            |              |
| MORTON'S GAP WD                                |                 | HOPKINS    |              | ADJ    |                        | 1500   |                 | 0.9          |
|  |                 |            |              |        |                        | TOTAL POPULATION SERVED BY SOURCE WATER SYSTEM - - - - - | 1500            |              |
| MT STERLING WATER WORKS                        |                 | MONTGOMERY |              | ADJ    | 03/60                  | 11000  |                 | 0.9          |
|  |                 |            |              |        |                        | TOTAL POPULATION SERVED BY SOURCE WATER SYSTEM - - - - - | 11000           |              |
| MT VERNON WATER WORKS                          |                 | ROCKCASTLE |              | ADJ    | 12/70                  | 2800   |                 | 0.9          |
|  |                 |            |              |        |                        | TOTAL POPULATION SERVED BY SOURCE WATER SYSTEM - - - - - | 2800            |              |
| MT. VICTORY                                    |                 | PULASKI    |              | ADJ    |                        | 53   |                 | 4.0          |
|  |                 |            |              |        |                        | TOTAL POPULATION SERVED BY SOURCE WATER SYSTEM - - - - - | 53              |              |
| MIN INVESTMENT INC-WHEELWRIGHT                 |                 | FLOYD      |              | ADJ    |                        | 650  |                 | 0.9          |
|  |                 |            |              |        |                        | TOTAL POPULATION SERVED BY SOURCE WATER SYSTEM - - - - - | 650             |              |
| MURRAY WATER SYSTEM                            |                 | CALLOWAY   |              | ADJ    | 11/59                  | 20000  |                 | 0.9          |
|  |                 |            |              |        |                        | TOTAL POPULATION SERVED BY SOURCE WATER SYSTEM - - - - - | 20000           |              |

POPULATION SERVED FLUORIDATED DRINKING WATER BY SOURCE SYSTEM,  
 CONSECUTIVE SYSTEM, AND COUNTY WITHIN STATE (AS OF 12/31/80)

**KENTUCKY**

| WATER SYSTEM and<br>CONSECUTIVE SYSTEMS SERVED           | EPA<br>ID<br>NO | COUNTY    | CHEM<br>USED | STATUS | FLUOR<br>START<br>DATE | POP<br>SERVED | NATURAL SYSTEMS<br>NAT<br>LEVEL | OPT<br>LEVEL |
|--|-----------------|-----------|--------------|--------|------------------------|---------------|---------------------------------|--------------|
| NEW HAVEN MUN WW   |                 | NELSON    |              | ADJ    |                        | 974           |                                 | 0.9          |
| TOTAL POPULATION SERVED BY SOURCE WATER SYSTEM - - - - - |                 |           |              |        |                        | 974           |                                 |              |
| NEWPORT WATER WORKS                                      |                 | CAMPBELL  |              | ADJ    |                        | 82000         |                                 | 0.9          |
| TOTAL POPULATION SERVED BY SOURCE WATER SYSTEM - - - - - |                 |           |              |        |                        | 82000         |                                 |              |
| NICHOLAS   |                 | BULLITT   |              | ADJ    |                        | 367           |                                 | 4.0          |
| TOTAL POPULATION SERVED BY SOURCE WATER SYSTEM - - - - - |                 |           |              |        |                        | 367           |                                 |              |
| NICHOLASVILLE WATER DEPT                                 |                 | JESSAMINE |              | ADJ    |                        | 5829          |                                 | 0.9          |
| TOTAL POPULATION SERVED BY SOURCE WATER SYSTEM - - - - - |                 |           |              |        |                        | 5829          |                                 |              |
| NORTH MARSHALL WD 1                                      |                 | MARSHALL  |              | ADJ    |                        | 8000          |                                 | 0.9          |
| TOTAL POPULATION SERVED BY SOURCE WATER SYSTEM - - - - - |                 |           |              |        |                        | 8000          |                                 |              |
| NORTH METCALFE   |                 | METCALFE  |              | ADJ    |                        | 300           |                                 | 4.0          |
| TOTAL POPULATION SERVED BY SOURCE WATER SYSTEM - - - - - |                 |           |              |        |                        | 300           |                                 |              |
| NORTH MIDDLETOWN WD                                      |                 | BOURBON   |              | ADJ    |                        | 700           |                                 | 0.9          |
| TOTAL POPULATION SERVED BY SOURCE WATER SYSTEM - - - - - |                 |           |              |        |                        | 700           |                                 |              |
| OAK GROVE UTIL CO  |                 | CHRISTIAN |              | ADJ    |                        | 2500          |                                 | 0.9          |
| TOTAL POPULATION SERVED BY SOURCE WATER SYSTEM - - - - - |                 |           |              |        |                        | 2500          |                                 |              |
| OHIO COUNTY WD   |                 | OHIO      |              | ADJ    |                        | 6000          |                                 | 0.9          |
| TOTAL POPULATION SERVED BY SOURCE WATER SYSTEM - - - - - |                 |           |              |        |                        | 6000          |                                 |              |
| OLDHAM CO WD   |                 | OLDHAM    |              | ADJ    |                        | 8000          |                                 | 0.9          |
| TOTAL POPULATION SERVED BY SOURCE WATER SYSTEM - - - - - |                 |           |              |        |                        | 8000          |                                 |              |
| OLDTOWN  |                 | GREENUP   |              | ADJ    |                        | 214           |                                 | 4.0          |
| TOTAL POPULATION SERVED BY SOURCE WATER SYSTEM - - - - - |                 |           |              |        |                        | 214           |                                 |              |
| OLIVE HILL MUN WW  |                 | CARTER    |              | ADJ    |                        | 5000          |                                 | 0.9          |
| TOTAL POPULATION SERVED BY SOURCE WATER SYSTEM - - - - - |                 |           |              |        |                        | 5000          |                                 |              |

POPULATION SERVED FLUORIDATED DRINKING WATER BY SOURCE SYSTEM,  
CONSECUTIVE SYSTEM, AND COUNTY WITHIN STATE (AS OF 12/31/80)

## KENTUCKY

| WATER SYSTEM and<br>CONSECUTIVE SYSTEMS SERVED           | EPA<br>ID<br>NO | COUNTY    | CHEM<br>USED | STATUS | FLUOR<br>START<br>DATE | POP<br>SERVED | NATURAL SYSTEMS<br>NAT<br>LEVEL | OPT<br>LEVEL |
|--|-----------------|-----------|--------------|--------|------------------------|---------------|---------------------------------|--------------|
| OSBORNE  |                 | FLOYD     |              | ADJ    |                        | 451           |                                 | 4.0          |
| TOTAL POPULATION SERVED BY SOURCE WATER SYSTEM - - - - - |                 |           |              |        |                        | 451           |                                 |              |
| OWENSBORO MUN UTIL                                       |                 | DAVISS    |              | ADJ    | 09/53                  | 62535         |                                 | 0.9          |
| TOTAL POPULATION SERVED BY SOURCE WATER SYSTEM - - - - - |                 |           |              |        |                        | 62535         |                                 |              |
| OWENTON CITY WW  |                 | OWEN      |              | ADJ    | 06/73                  | 1800          |                                 | 0.9          |
| TOTAL POPULATION SERVED BY SOURCE WATER SYSTEM - - - - - |                 |           |              |        |                        | 1800          |                                 |              |
| OWINGSVILLE CITY WD                                      |                 | BATH      |              | ADJ    | 06/73                  | 2000          |                                 | 0.9          |
| TOTAL POPULATION SERVED BY SOURCE WATER SYSTEM - - - - - |                 |           |              |        |                        | 2000          |                                 |              |
| PADUCAH WATER WORKS                                      |                 | MCCRACKEN |              | ADJ    | 11/66                  | 53339         |                                 | 0.9          |
| TOTAL POPULATION SERVED BY SOURCE WATER SYSTEM - - - - - |                 |           |              |        |                        | 53339         |                                 |              |
| PAINTSVILLE MUN WW                                       |                 | JOHNSON   |              | ADJ    | 04/52                  | 6084          |                                 | 0.9          |
| TOTAL POPULATION SERVED BY SOURCE WATER SYSTEM - - - - - |                 |           |              |        |                        | 6084          |                                 |              |
| PARIS WATER WORKS  |                 | BOURBON   |              | ADJ    | 03/63                  | 15000         |                                 | 0.9          |
| TOTAL POPULATION SERVED BY SOURCE WATER SYSTEM - - - - - |                 |           |              |        |                        | 15000         |                                 |              |
| PEMBROKE WATER WORKS                                     |                 | CHRISTIAN |              | ADJ    | 06/75                  | 650           |                                 | 0.9          |
| TOTAL POPULATION SERVED BY SOURCE WATER SYSTEM - - - - - |                 |           |              |        |                        | 650           |                                 |              |
| PETERSBURG   |                 | BOONE     |              | ADJ    |                        | 105           |                                 | 4.0          |
| TOTAL POPULATION SERVED BY SOURCE WATER SYSTEM - - - - - |                 |           |              |        |                        | 105           |                                 |              |
| PHELPS   |                 | PIKE      |              | ADJ    |                        | 257           |                                 | 4.0          |
| TOTAL POPULATION SERVED BY SOURCE WATER SYSTEM - - - - - |                 |           |              |        |                        | 257           |                                 |              |
| PHILLIPS   |                 | CASEY     |              | ADJ    |                        | 265           |                                 | 4.0          |
| TOTAL POPULATION SERVED BY SOURCE WATER SYSTEM - - - - - |                 |           |              |        |                        | 265           |                                 |              |
| PHILPS   |                 | CASEY     |              | ADJ    |                        | 250           |                                 | 4.0          |
| TOTAL POPULATION SERVED BY SOURCE WATER SYSTEM - - - - - |                 |           |              |        |                        | 250           |                                 |              |

POPULATION SERVED FLUORIDATED DRINKING WATER BY SOURCE SYSTEM,  
 CONSECUTIVE SYSTEM, AND COUNTY WITHIN STATE (AS OF 12/31/80)

**KENTUCKY**

| WATER SYSTEM and<br>CONSECUTIVE SYSTEMS SERVED | EPA<br>ID<br>NO | COUNTY   | CHEM<br>USED | STATUS | FLUOR<br>START<br>DATE | POP<br>SERVED | NATURAL SYSTEMS<br>NAT<br>LEVEL | OPT.<br>LEVEL |
|--|-----------------|----------|--------------|--------|------------------------|---------------|---------------------------------|---------------|
| PIKEVILLE WATER DEPT                           |                 | PIKE     |              | ADJ    | 08/59                  | 4600          |                                 | 0.9           |
| TOTAL POPULATION SERVED BY SOURCE WATER SYSTEM |                 |          |              |        |                        | 4600          |                                 |               |
| PINEVILLE WATER SYSTEM                         |                 | BELL     |              | ADJ    | 09/67                  | 8000          |                                 | 0.9           |
| TOTAL POPULATION SERVED BY SOURCE WATER SYSTEM |                 |          |              |        |                        | 8000          |                                 |               |
| POPLAR CREEK                                   |                 | WHITLEY  |              | ADJ    |                        | 269           |                                 | 4.0           |
| TOTAL POPULATION SERVED BY SOURCE WATER SYSTEM |                 |          |              |        |                        | 269           |                                 |               |
| POWERSBURG                                     |                 | WAYNE    |              | ADJ    |                        | 127           |                                 | 4.0           |
| TOTAL POPULATION SERVED BY SOURCE WATER SYSTEM |                 |          |              |        |                        | 127           |                                 |               |
| PRATER   |                 | FLOYD    |              | ADJ    |                        | 158           |                                 | 4.0           |
| TOTAL POPULATION SERVED BY SOURCE WATER SYSTEM |                 |          |              |        |                        | 158           |                                 |               |
| PRATER BORDERS                                 |                 | MAGOFFIN |              | ADJ    |                        | 235           |                                 | 4.0           |
| TOTAL POPULATION SERVED BY SOURCE WATER SYSTEM |                 |          |              |        |                        | 235           |                                 |               |
| PRESTONSBURG WATER CO                          |                 | FLOYD    |              | ADJ    | 07/58                  | 5500          |                                 | 0.9           |
| TOTAL POPULATION SERVED BY SOURCE WATER SYSTEM |                 |          |              |        |                        | 5500          |                                 |               |
| PRINCETON UTILITY COMM                         |                 | CALDWELL |              | ADJ    | 06/66                  | 7400          |                                 | 0.9           |
| TOTAL POPULATION SERVED BY SOURCE WATER SYSTEM |                 |          |              |        |                        | 7400          |                                 |               |
| PROVIDENCE WATER WORKS                         |                 | WEBSTER  |              | ADJ    | 07/66                  | 5800          |                                 | 0.9           |
| TOTAL POPULATION SERVED BY SOURCE WATER SYSTEM |                 |          |              |        |                        | 5800          |                                 |               |
| QUEENSDALE                                     |                 | BELL     |              | ADJ    |                        | 94            |                                 | 4.0           |
| TOTAL POPULATION SERVED BY SOURCE WATER SYSTEM |                 |          |              |        |                        | 94            |                                 |               |
| RED BIRD                                       |                 | BELL     |              | ADJ    |                        | 85            |                                 | 4.0           |
| TOTAL POPULATION SERVED BY SOURCE WATER SYSTEM |                 |          |              |        |                        | 85            |                                 |               |
| RED BIRD MISSION                               |                 | BELL     |              | ADJ    |                        | 85            |                                 | 0.9           |
| TOTAL POPULATION SERVED BY SOURCE WATER SYSTEM |                 |          |              |        |                        | 85            |                                 |               |



POPULATION SERVED FLUORIDATED DRINKING WATER BY SOURCE SYSTEM,  
CONSECUTIVE SYSTEM, AND COUNTY WITHIN STATE (AS OF 12/31/80)

# KENTUCKY

| WATER SYSTEM and<br>CONSECUTIVE SYSTEMS SERVED | EPA<br>ID<br>NO | COUNTY       | CHEM<br>USED | STATUS | FLUOR<br>START<br>DATE | POP<br>SERVED | NATURAL SYSTEMS<br>NAT<br>LEVEL | OPT<br>LEVEL |
|--|-----------------|--------------|--------------|--------|------------------------|---------------|---------------------------------|--------------|
| RED RIVER                                      |                 | WOLFE        |              | ADJ    |                        | 299           |                                 | 4.0          |
| TOTAL POPULATION SERVED BY SOURCE WATER SYSTEM |                 |              |              |        |                        | 299           |                                 |              |
| REIDLAND WATER DIST                            |                 | MCCRACKEN    |              | ADJ    | 09/75                  | 5000          |                                 | 0.9          |
| TOTAL POPULATION SERVED BY SOURCE WATER SYSTEM |                 |              |              |        |                        | 5000          |                                 |              |
| RICHMOND WTR/GAS/SEWER WORKS                   |                 | MADISON      |              | ADJ    | 08/67                  | 35000         |                                 | 0.9          |
| TOTAL POPULATION SERVED BY SOURCE WATER SYSTEM |                 |              |              |        |                        | 35000         |                                 |              |
| ROBINSON                                       |                 | PERRY        |              | ADJ    |                        | 342           |                                 | 4.0          |
| TOTAL POPULATION SERVED BY SOURCE WATER SYSTEM |                 |              |              |        |                        | 342           |                                 |              |
| ROCHESTER WATER DIST                           |                 | BUTLER       |              | ADJ    |                        | 1500          |                                 | 0.9          |
| TOTAL POPULATION SERVED BY SOURCE WATER SYSTEM |                 |              |              |        |                        | 1500          |                                 |              |
| ROCKPORT WATER WORKS                           |                 | OHIO         |              | ADJ    |                        | 900           |                                 | 0.9          |
| TOTAL POPULATION SERVED BY SOURCE WATER SYSTEM |                 |              |              |        |                        | 900           |                                 |              |
| ROCKY BRANCH                                   |                 | WAYNE        |              | ADJ    |                        | 109           |                                 | 4.0          |
| TOTAL POPULATION SERVED BY SOURCE WATER SYSTEM |                 |              |              |        |                        | 109           |                                 |              |
| ROGERS   |                 | WOLFE        |              | ADJ    |                        | 221           |                                 | 4.0          |
| TOTAL POPULATION SERVED BY SOURCE WATER SYSTEM |                 |              |              |        |                        | 221           |                                 |              |
| ROSSPOINT                                      |                 | HARLAN       |              | ADJ    |                        | 140           |                                 | 4.0          |
| TOTAL POPULATION SERVED BY SOURCE WATER SYSTEM |                 |              |              |        |                        | 140           |                                 |              |
| ROUGH RIVER WAT PLANT                          |                 | BRECKINRIDGE |              | ADJ    |                        | 3498          |                                 | 0.9          |
| TOTAL POPULATION SERVED BY SOURCE WATER SYSTEM |                 |              |              |        |                        | 3498          |                                 |              |
| ROUSSEAU                                       |                 | BREATHITT    |              | ADJ    |                        | 168           |                                 | 4.0          |
| TOTAL POPULATION SERVED BY SOURCE WATER SYSTEM |                 |              |              |        |                        | 168           |                                 |              |
| RUNYON   |                 | PIKE         |              | ADJ    |                        | 550           |                                 | 4.0          |
| TOTAL POPULATION SERVED BY SOURCE WATER SYSTEM |                 |              |              |        |                        | 550           |                                 |              |

POPULATION SERVED FLUORIDATED DRINKING WATER BY SOURCE SYSTEM,  
CONSECUTIVE SYSTEM, AND COUNTY WITHIN STATE (AS OF 12/31/80)

# KENTUCKY

| WATER SYSTEM and<br>CONSECUTIVE SYSTEMS SERVED           | EPA<br>ID<br>NO | COUNTY   | CHEM<br>USED | STATUS | FLUOR<br>START<br>DATE | POP<br>SERVED | NATURAL SYSTEMS<br>NAT OPT<br>LEVEL LEVEL |
|--|-----------------|----------|--------------|--------|------------------------|---------------|---|
| RUSSELL SPRINGS W&S SYSTEM                               |                 | RUSSELL  |              | ADJ    |                        | 18000         | 0.9                                       |
| TOTAL POPULATION SERVED BY SOURCE WATER SYSTEM - - - - - |                 |          |              |        |                        | 18000         |   |
| RUSSELL WATER CO   |                 | GREENUP  |              | ADJ    | 07/74                  | 19900         | 0.9                                       |
| TOTAL POPULATION SERVED BY SOURCE WATER SYSTEM - - - - - |                 |          |              |        |                        | 19900         |   |
| RUSSELLVILLE MUN WW                                      |                 | LOGAN    |              | ADJ    | 09/65                  | 10000         | 0.9                                       |
| TOTAL POPULATION SERVED BY SOURCE WATER SYSTEM - - - - - |                 |          |              |        |                        | 10000         |   |
| SALEM  |                 | RUSSELL  |              | ADJ    |                        | 342           | 4.0                                       |
| TOTAL POPULATION SERVED BY SOURCE WATER SYSTEM - - - - - |                 |          |              |        |                        | 342           |   |
| SALT RIVER WD  |                 | BULLITT  |              | ADJ    |                        | 2000          | 0.9                                       |
| TOTAL POPULATION SERVED BY SOURCE WATER SYSTEM - - - - - |                 |          |              |        |                        | 2000          |   |
| SALYERS  |                 | MAGOFFIN |              | ADJ    |                        | 295           | 4.0                                       |
| TOTAL POPULATION SERVED BY SOURCE WATER SYSTEM - - - - - |                 |          |              |        |                        | 295           |   |
| SALYERSVILLE MUN WATER                                   |                 | MAGOFFIN |              | ADJ    |                        | 2000          | 0.9                                       |
| TOTAL POPULATION SERVED BY SOURCE WATER SYSTEM - - - - - |                 |          |              |        |                        | 2000          |   |
| SANDY HOOK WD  |                 | ELLIOTT  |              | ADJ    |                        | 1100          | 0.9                                       |
| TOTAL POPULATION SERVED BY SOURCE WATER SYSTEM - - - - - |                 |          |              |        |                        | 1100          |   |
| SCOTTSVILLE WATER DEPT                                   |                 | ALLEN    |              | ADJ    | 10/60                  | 5500          | 0.9                                       |
| TOTAL POPULATION SERVED BY SOURCE WATER SYSTEM - - - - - |                 |          |              |        |                        | 5500          |   |
| SEBREE WATER DEPT  |                 | WEBSTER  |              | ADJ    | 06/75                  | 1860          | 0.9                                       |
| TOTAL POPULATION SERVED BY SOURCE WATER SYSTEM - - - - - |                 |          |              |        |                        | 1860          |   |
| SEDALIA WATER DIST                                       |                 | GRAVES   |              | ADJ    |                        | 250           | 0.9                                       |
| TOTAL POPULATION SERVED BY SOURCE WATER SYSTEM - - - - - |                 |          |              |        |                        | 250           |   |
| SHARPSBURG WD  |                 | BATH     |              | ADJ    |                        | 1150          | 0.9                                       |
| TOTAL POPULATION SERVED BY SOURCE WATER SYSTEM - - - - - |                 |          |              |        |                        | 1150          |   |

POPULATION SERVED FLUORIDATED DRINKING WATER BY SOURCE SYSTEM,  
CONSECUTIVE SYSTEM, AND COUNTY WITHIN STATE (AS OF 12/31/80)

**KENTUCKY**

| WATER SYSTEM and<br>CONSECUTIVE SYSTEMS SERVED           | EPA<br>ID<br>NO | COUNTY     | CHEM<br>USED | STATUS | FLUOR<br>START<br>DATE | POP<br>SERVED | NATURAL SYSTEMS<br>NAT<br>LEVEL | OPT<br>LEVEL |
|--|-----------------|------------|--------------|--------|------------------------|---------------|---------------------------------|--------------|
| SHELBIANA  |                 | PIKE       |              | ADJ    |                        | 112           |                                 | 4.0          |
| TOTAL POPULATION SERVED BY SOURCE WATER SYSTEM - - - - - |                 |            |              |        |                        | 112           |                                 |              |
| SHELBYVILLE W & S COMM                                   |                 | SHELBY     |              | ADJ    | 03/64                  | 10000         |                                 | 0.9          |
| TOTAL POPULATION SERVED BY SOURCE WATER SYSTEM - - - - - |                 |            |              |        |                        | 10000         |                                 |              |
| SHEPHERDSVILLE WATER CO                                  |                 | BULLITT    |              | ADJ    | 08/60                  | 5000          |                                 | 0.9          |
| TOTAL POPULATION SERVED BY SOURCE WATER SYSTEM - - - - - |                 |            |              |        |                        | 5000          |                                 |              |
| SHIELDS  |                 | HARLAN     |              | ADJ    |                        | 120           |                                 | 4.0          |
| TOTAL POPULATION SERVED BY SOURCE WATER SYSTEM - - - - - |                 |            |              |        |                        | 120           |                                 |              |
| SMITHLAND W & S SYSTEM                                   |                 | LIVINGSTON |              | ADJ    |                        | 600           |                                 | 0.9          |
| TOTAL POPULATION SERVED BY SOURCE WATER SYSTEM - - - - - |                 |            |              |        |                        | 600           |                                 |              |
| SOUTH GRAVES CO WD                                       |                 | GRAVES     |              | ADJ    |                        | 1000          |                                 | 0.9          |
| TOTAL POPULATION SERVED BY SOURCE WATER SYSTEM - - - - - |                 |            |              |        |                        | 1000          |                                 |              |
| SOUTH SHORE WW   |                 | GREENUP    |              | ADJ    |                        | 6500          |                                 | 0.9          |
| TOTAL POPULATION SERVED BY SOURCE WATER SYSTEM - - - - - |                 |            |              |        |                        | 6500          |                                 |              |
| SPRINGFIELD WATER WORKS                                  |                 | WASHINGTON |              | ADJ    | 11/58                  | 4000          |                                 | 0.9          |
| TOTAL POPULATION SERVED BY SOURCE WATER SYSTEM - - - - - |                 |            |              |        |                        | 4000          |                                 |              |
| ST PETERS  |                 | DAVISS     |              | ADJ    |                        | 78            |                                 | 4.0          |
| TOTAL POPULATION SERVED BY SOURCE WATER SYSTEM - - - - - |                 |            |              |        |                        | 78            |                                 |              |
| STAMPING GROUND WW                                       |                 | SCOTT      |              | ADJ    | 07/75                  | 600           |                                 | 0.9          |
| TOTAL POPULATION SERVED BY SOURCE WATER SYSTEM - - - - - |                 |            |              |        |                        | 600           |                                 |              |
| STANFORD WATER WORKS                                     |                 | LINCOLN    |              | ADJ    | 05/66                  | 3500          |                                 | 0.9          |
| TOTAL POPULATION SERVED BY SOURCE WATER SYSTEM - - - - - |                 |            |              |        |                        | 3500          |                                 |              |
| STANLEY  |                 | DAVISS     |              | ADJ    |                        | 271           |                                 | 4.0          |
| TOTAL POPULATION SERVED BY SOURCE WATER SYSTEM - - - - - |                 |            |              |        |                        | 271           |                                 |              |

POPULATION SERVED FLUORIDATED DRINKING WATER BY SOURCE SYSTEM,  
CONSECUTIVE SYSTEM, AND COUNTY WITHIN STATE (AS OF 12/31/80)

# KENTUCKY

| WATER SYSTEM and<br>CONSECUTIVE SYSTEMS SERVED           | EPA<br>ID<br>NO | COUNTY     | CHEM<br>USED | STATUS | FLUOR<br>START<br>DATE | POP<br>SERVED | NATURAL SYSTEMS<br>NAT<br>LEVEL | OPT<br>LEVEL |
|--|-----------------|------------|--------------|--------|------------------------|---------------|---------------------------------|--------------|
| STANTON WATER WORKS                                      |                 | POWELL     |              | ADJ    | 05/73                  | 3132          |                                 | 0.9          |
| TOTAL POPULATION SERVED BY SOURCE WATER SYSTEM - - - - - |                 |            |              |        |                        | 3132          |                                 |              |
| STAR   |                 | CARTER     |              | ADJ    |                        | 227           |                                 | 4.0          |
| TOTAL POPULATION SERVED BY SOURCE WATER SYSTEM - - - - - |                 |            |              |        |                        | 227           |                                 |              |
| STURGISS WW  |                 | UNION      |              | ADJ    |                        | 3600          |                                 | 0.9          |
| TOTAL POPULATION SERVED BY SOURCE WATER SYSTEM - - - - - |                 |            |              |        |                        | 3600          |                                 |              |
| SYCAMORE   |                 | PIKE       |              | ADJ    |                        | 360           |                                 | 4.0          |
| TOTAL POPULATION SERVED BY SOURCE WATER SYSTEM - - - - - |                 |            |              |        |                        | 360           |                                 |              |
| SYMSONIA WATER DIST                                      |                 | GRAVES     |              | ADJ    |                        | 600           |                                 | 0.9          |
| TOTAL POPULATION SERVED BY SOURCE WATER SYSTEM - - - - - |                 |            |              |        |                        | 600           |                                 |              |
| TAYLORSVILLE WATER WORKS                                 |                 | SPENCER    |              | ADJ    | 03/60                  | 5000          |                                 | 0.9          |
| TOTAL POPULATION SERVED BY SOURCE WATER SYSTEM - - - - - |                 |            |              |        |                        | 5000          |                                 |              |
| TODD CO WD   |                 | TODD       |              | ADJ    |                        | 5092          |                                 | 0.9          |
| TOTAL POPULATION SERVED BY SOURCE WATER SYSTEM - - - - - |                 |            |              |        |                        | 5092          |                                 |              |
| TOLU   |                 | CRITTENDEN |              | ADJ    |                        | 90            |                                 | 4.0          |
| TOTAL POPULATION SERVED BY SOURCE WATER SYSTEM - - - - - |                 |            |              |        |                        | 90            |                                 |              |
| TOMPKINSVILLE WATER WORKS                                |                 | MONROE     |              | ADJ    |                        | 2700          |                                 | 0.9          |
| TOTAL POPULATION SERVED BY SOURCE WATER SYSTEM - - - - - |                 |            |              |        |                        | 2700          |                                 |              |
| TOTZ   |                 | HARLAN     |              | ADJ    |                        | 119           |                                 | 4.0          |
| TOTAL POPULATION SERVED BY SOURCE WATER SYSTEM - - - - - |                 |            |              |        |                        | 119           |                                 |              |
| TRAPP  |                 | CLARK      |              | ADJ    |                        | 148           |                                 | 4.0          |
| TOTAL POPULATION SERVED BY SOURCE WATER SYSTEM - - - - - |                 |            |              |        |                        | 148           |                                 |              |
| TRENTON WATER WORKS                                      |                 | TODD       |              | ADJ    | 06/75                  | 600           |                                 | 0.9          |
| TOTAL POPULATION SERVED BY SOURCE WATER SYSTEM - - - - - |                 |            |              |        |                        | 600           |                                 |              |

POPULATION SERVED FLUORIDATED DRINKING WATER BY SOURCE SYSTEM,  
CONSECUTIVE SYSTEM, AND COUNTY WITHIN STATE (AS OF 12/31/80)

# KENTUCKY

| WATER SYSTEM and<br>CONSECUTIVE SYSTEMS SERVED           | EPA<br>ID<br>NO | COUNTY    | CHEM<br>USED | STATUS | FLUOR<br>START<br>DATE | POP<br>SERVED | NATURAL SYSTEMS<br>NAT OPT<br>LEVEL LEVEL |
|--|-----------------|-----------|--------------|--------|------------------------|---------------|---|
| TRIMBLE CO WD 1  |                 | TRIMBLE   |              | ADJ    |                        | 800           | 0.9                                       |
| TOTAL POPULATION SERVED BY SOURCE WATER SYSTEM - - - - - |                 |           |              |        |                        | 800           |   |
| TURKEY CREEK   |                 | PIKE      |              | ADJ    |                        | 372           | 4.0                                       |
| TOTAL POPULATION SERVED BY SOURCE WATER SYSTEM - - - - - |                 |           |              |        |                        | 372           |   |
| TURNER   |                 | BREATHITT |              | ADJ    |                        | 282           | 4.0                                       |
| TOTAL POPULATION SERVED BY SOURCE WATER SYSTEM - - - - - |                 |           |              |        |                        | 282           |   |
| UNION CHAPEL   |                 | RUSSELL   |              | ADJ    |                        | 244           | 4.0                                       |
| TOTAL POPULATION SERVED BY SOURCE WATER SYSTEM - - - - - |                 |           |              |        |                        | 244           |   |
| UNIONTOWN W & S DEPT                                     |                 | UNION     |              | ADJ    | /70                    | 1300          | 0.9                                       |
| TOTAL POPULATION SERVED BY SOURCE WATER SYSTEM - - - - - |                 |           |              |        |                        | 1300          |   |
| VANCEBURG UTILITIES                                      |                 | LEWIS     |              | ADJ    | 10/58                  | 3000          | 0.9                                       |
| TOTAL POPULATION SERVED BY SOURCE WATER SYSTEM - - - - - |                 |           |              |        |                        | 3000          |   |
| VARNEY   |                 | PIKE      |              | ADJ    |                        | 395           | 4.0                                       |
| TOTAL POPULATION SERVED BY SOURCE WATER SYSTEM - - - - - |                 |           |              |        |                        | 395           |   |
| VERDA  |                 | HARLAN    |              | ADJ    |                        | 282           | 4.0                                       |
| TOTAL POPULATION SERVED BY SOURCE WATER SYSTEM - - - - - |                 |           |              |        |                        | 282           |   |
| VERSAILLES WS 1  |                 | WOODFORD  |              | ADJ    |                        | 10000         | 0.9                                       |
| TOTAL POPULATION SERVED BY SOURCE WATER SYSTEM - - - - - |                 |           |              |        |                        | 10000         |   |
| VINE GROVE WD  |                 | HARDIN    |              | ADJ    | 10/73                  | 3700          | 0.9                                       |
| TOTAL POPULATION SERVED BY SOURCE WATER SYSTEM - - - - - |                 |           |              |        |                        | 3700          |   |
| VIPER  |                 | PERRY     |              | ADJ    |                        | 554           | 4.0                                       |
| TOTAL POPULATION SERVED BY SOURCE WATER SYSTEM - - - - - |                 |           |              |        |                        | 554           |   |
| WALLINS  |                 | HARLAN    |              | ADJ    |                        | 592           | 4.0                                       |
| TOTAL POPULATION SERVED BY SOURCE WATER SYSTEM - - - - - |                 |           |              |        |                        | 592           |   |

POPULATION SERVED FLUORIDATED DRINKING WATER BY SOURCE SYSTEM,  
CONSECUTIVE SYSTEM, AND COUNTY WITHIN STATE (AS OF 12/31/80)

# KENTUCKY

| WATER SYSTEM and<br>CONSECUTIVE SYSTEMS SERVED           | EPA<br>ID<br>NO | COUNTY   | CHEM<br>USED | STATUS | FLUOR<br>START<br>DATE | POP<br>SERVED | NATURAL SYSTEMS<br>NAT<br>LEVEL | OPT<br>LEVEL |
|--|-----------------|----------|--------------|--------|------------------------|---------------|---------------------------------|--------------|
| WARNOCK  |                 | GREENUP  |              | ADJ    |                        | 254           |                                 | 4.0          |
| TOTAL POPULATION SERVED BY SOURCE WATER SYSTEM - - - - - |                 |          |              |        |                        | 254           |                                 |              |
| WEST LIBERTY WAT CO                                      |                 | MORGAN   |              | ADJ    | 04/62                  | 2000          |                                 | 0.9          |
| TOTAL POPULATION SERVED BY SOURCE WATER SYSTEM - - - - - |                 |          |              |        |                        | 2000          |                                 |              |
| WEST POINT WATER DEPT                                    |                 | HARDIN   |              | ADJ    |                        | 1750          |                                 | 0.9          |
| TOTAL POPULATION SERVED BY SOURCE WATER SYSTEM - - - - - |                 |          |              |        |                        | 1750          |                                 |              |
| WESTERN  |                 | HARDIN   |              | ADJ    |                        | 162           |                                 | 4.0          |
| TOTAL POPULATION SERVED BY SOURCE WATER SYSTEM - - - - - |                 |          |              |        |                        | 162           |                                 |              |
| WESTERN FLEMING WD                                       |                 | NICHOLAS |              | ADJ    |                        | 1500          |                                 | 0.9          |
| TOTAL POPULATION SERVED BY SOURCE WATER SYSTEM - - - - - |                 |          |              |        |                        | 1500          |                                 |              |
| WESTERN MASON CO WD                                      |                 | MASON    |              | ADJ    |                        | 1500          |                                 | 0.9          |
| TOTAL POPULATION SERVED BY SOURCE WATER SYSTEM - - - - - |                 |          |              |        |                        | 1500          |                                 |              |
| WHEELWRIGHT  | 0360463         | FLOYD    |              | ADJ    |                        | 1100          |                                 | 0.9          |
| TOTAL POPULATION SERVED BY SOURCE WATER SYSTEM - - - - - |                 |          |              |        |                        | 1100          |                                 |              |
| WHITE LILLY  |                 | PULASKI  |              | ADJ    |                        | 187           |                                 | 4.0          |
| TOTAL POPULATION SERVED BY SOURCE WATER SYSTEM - - - - - |                 |          |              |        |                        | 187           |                                 |              |
| WHITE PLAINS WD  |                 | HOPKINS  |              | ADJ    |                        | 800           |                                 | 0.9          |
| TOTAL POPULATION SERVED BY SOURCE WATER SYSTEM - - - - - |                 |          |              |        |                        | 800           |                                 |              |
| WHITESBURG MUN WW  |                 | LETCHER  |              | ADJ    | 11/69                  | 1200          |                                 | 0.9          |
| TOTAL POPULATION SERVED BY SOURCE WATER SYSTEM - - - - - |                 |          |              |        |                        | 1200          |                                 |              |
| WILLARD  |                 | CARTER   |              | ADJ    |                        | 178           |                                 | 4.0          |
| TOTAL POPULATION SERVED BY SOURCE WATER SYSTEM - - - - - |                 |          |              |        |                        | 178           |                                 |              |
| WILLIAMSBURG WATER PLANT                                 |                 | WHITLEY  |              | ADJ    | 03/66                  | 4300          |                                 | 0.9          |
| TOTAL POPULATION SERVED BY SOURCE WATER SYSTEM - - - - - |                 |          |              |        |                        | 4300          |                                 |              |

POPULATION SERVED FLUORIDATED DRINKING WATER BY SOURCE SYSTEM,  
CONSECUTIVE SYSTEM, AND COUNTY WITHIN STATE (AS OF 12/31/80)

# KENTUCKY

| WATER SYSTEM and<br>CONSECUTIVE SYSTEMS SERVED | EPA<br>ID<br>NO | COUNTY     | CHEM<br>USED | STATUS | FLUOR<br>START<br>DATE | POP<br>SERVED  | NATURAL SYSTEMS |              |
|--|-----------------|------------|--------------|--------|------------------------|--|-----------------|--------------|
|  |                 |            |              |        |                        |  | NAT<br>LEVEL    | OPT<br>LEVEL |
| WILLIAMSTOWN MUN WD                            |                 | GRANT      |              | ADJ    |                        | 5000   |                 | 0.9          |
|  |                 |            |              |        |                        | TOTAL POPULATION SERVED BY SOURCE WATER SYSTEM - - - - - | 5000            |              |
| WILLISBURG                                     |                 | WASHINGTON |              | ADJ    |                        | 266  |                 | 4.0          |
|  |                 |            |              |        |                        | TOTAL POPULATION SERVED BY SOURCE WATER SYSTEM - - - - - | 266             |              |
| WILMORE WATER WORKS                            |                 | JESSAMINE  |              | ADJ    |                        | 5500   |                 | 0.9          |
|  |                 |            |              |        |                        | TOTAL POPULATION SERVED BY SOURCE WATER SYSTEM - - - - - | 5500            |              |
| WINCHESTER MUN UTIL                            |                 | CLARK      |              | ADJ    | 06/61                  | 17000  |                 | 0.9          |
|  |                 |            |              |        |                        | TOTAL POPULATION SERVED BY SOURCE WATER SYSTEM - - - - - | 17000           |              |
| WINGO W & S DEPT                               |                 | GRAVES     |              | ADJ    |                        | 1000   |                 | 0.9          |
|  |                 |            |              |        |                        | TOTAL POPULATION SERVED BY SOURCE WATER SYSTEM - - - - - | 1000            |              |
| WOOD CREEK WD                                  |                 | LAUREL     |              | ADJ    |                        | 3800   |                 | 0.9          |
|  |                 |            |              |        |                        | TOTAL POPULATION SERVED BY SOURCE WATER SYSTEM - - - - - | 3800            |              |
| WORTHINGTON MUN WW                             |                 | GREENUP    |              | ADJ    |                        | 2400   |                 | 0.9          |
|  |                 |            |              |        |                        | TOTAL POPULATION SERVED BY SOURCE WATER SYSTEM - - - - - | 2400            |              |
| WRIGLEY  |                 | MORGAN     |              | ADJ    |                        | 273  |                 | 4.0          |
|  |                 |            |              |        |                        | TOTAL POPULATION SERVED BY SOURCE WATER SYSTEM - - - - - | 273             |              |
| WURLAND WATER DIST                             |                 | GREENUP    |              | ADJ    |                        | 1200   |                 | 0.9          |
|  |                 |            |              |        |                        | TOTAL POPULATION SERVED BY SOURCE WATER SYSTEM - - - - - | 1200            |              |

POPULATION SERVED FLUORIDATED DRINKING WATER BY SOURCE SYSTEM,  
CONSECUTIVE SYSTEM, AND COUNTY WITHIN STATE (AS OF 12/31/85)

**LOUISIANA**

| WATER SYSTEM and<br>CONSECUTIVE SYSTEMS SERVED           | EPA<br>ID<br>NO | COUNTY           | CHEM<br>USED | STATUS | FLUOR<br>START<br>DATE | POP<br>SERVED | NATURAL SYSTEMS<br>NAT<br>LEVEL | OPT<br>LEVEL |
|--|-----------------|------------------|--------------|--------|------------------------|---------------|---------------------------------|--------------|
| ALEXANDRIA   | 1079001         | RAPIDES          |              |        | NATL                   | 61220         | 1.2                             |              |
| TOTAL POPULATION SERVED BY SOURCE WATER SYSTEM - - - - - |                 |                  |              |        |                        | 61220         |                                 |              |
| ANACOCO  | 1115001         | VERNON           |              |        | NATL                   | 900           | 0.9                             |              |
| TOTAL POPULATION SERVED BY SOURCE WATER SYSTEM - - - - - |                 |                  |              |        |                        | 900           |                                 |              |
| ASSUMPTION PARISH W W #1                                 | 1007001         | ASSUMPTION       | Acid         | ADJ    | 09/60                  | 24000         |                                 | 0.8          |
| TOTAL POPULATION SERVED BY SOURCE WATER SYSTEM - - - - - |                 |                  |              |        |                        | 24000         |                                 |              |
| BAKER  | 1033003         | EAST BATON ROUGE |              |        | NATL                   | 14800         | 0.7                             |              |
| TOTAL POPULATION SERVED BY SOURCE WATER SYSTEM - - - - - |                 |                  |              |        |                        | 14800         |                                 |              |
| BAYOU TRAILER PARK                                       | 1015001         | BOSSIER          |              |        | NATL                   | 85            | 0.8                             |              |
| TOTAL POPULATION SERVED BY SOURCE WATER SYSTEM - - - - - |                 |                  |              |        |                        | 85            |                                 |              |
| BEL DI GIE WS  | 1017004         | CADDO            |              |        | NATL                   | 720           | 1.3                             |              |
| TOTAL POPULATION SERVED BY SOURCE WATER SYSTEM - - - - - |                 |                  |              |        |                        | 720           |                                 |              |
| BETTER W W INC WS  | 1073003         | OUACHITA         |              |        | NATL                   | 652           | 0.7                             |              |
| TOTAL POPULATION SERVED BY SOURCE WATER SYSTEM - - - - - |                 |                  |              |        |                        | 652           |                                 |              |
| BOCALUSA   | 1117001         | WASHINGTON       | Acid         | ADJ    | 09/82                  | 19049         |                                 | 0.8          |
| TOTAL POPULATION SERVED BY SOURCE WATER SYSTEM - - - - - |                 |                  |              |        |                        | 19049         |                                 |              |
| BONITA   | 1067004         | MOREHOUSE        |              |        | NATL                   | 900           | 0.7                             |              |
| TOTAL POPULATION SERVED BY SOURCE WATER SYSTEM - - - - - |                 |                  |              |        |                        | 900           |                                 |              |
| BOSSIER CITY   | 1015009         | BOSSIER          | Acid         | ADJ    | 01/81                  | 55790         |                                 | 0.8          |
| BENTON   | 1015002         | BOSSIER          |              | CONS   |                        | 2200          |                                 |              |
| TOTAL POPULATION SERVED BY SOURCE WATER SYSTEM - - - - - |                 |                  |              |        |                        | 57990         |                                 |              |
| BOYCE  | 1079003         | RAPIDES          |              |        | NATL                   | 1300          | 0.8                             |              |
| TOTAL POPULATION SERVED BY SOURCE WATER SYSTEM - - - - - |                 |                  |              |        |                        | 1300          |                                 |              |
| BUCKEYE #50 WS   | 1079004         | RAPIDES          |              |        | NATL                   | 2609          | 1.4                             |              |
| TOTAL POPULATION SERVED BY SOURCE WATER SYSTEM - - - - - |                 |                  |              |        |                        | 2609          |                                 |              |



POPULATION SERVED FLUORIDATED DRINKING WATER BY SOURCE SYSTEM,  
CONSECUTIVE SYSTEM, AND COUNTY WITHIN STATE (AS OF 12/31/85)

**LOUISIANA**

| WATER SYSTEM and<br>CONSECUTIVE SYSTEMS SERVED           | EPA<br>ID<br>NO | COUNTY        | CHEM<br>USED | STATUS | FLUOR<br>START<br>DATE | POP<br>SERVED | NATURAL SYSTEMS<br>NAT<br>LEVEL | OPT<br>LEVEL |
|--|-----------------|---------------|--------------|--------|------------------------|---------------|---------------------------------|--------------|
| BUNKIE   | 1009004         | AVOUELLES     |              | NATL   |                        | 5451          | 1.4                             |              |
| TOTAL POPULATION SERVED BY SOURCE WATER SYSTEM - - - - - |                 |               |              |        |                        | 5451          |                                 |              |
| CALCASIEU PAR WW DIST 5 WARD 3                           | 1019084         | CALCASIEU     | Acid         | ADJ    | 05/85                  | 2000          |                                 | 0.8          |
| TOTAL POPULATION SERVED BY SOURCE WATER SYSTEM - - - - - |                 |               |              |        |                        | 2000          |                                 |              |
| CAMP BEAUREGARD  | 1079002         | RAPIDES       |              | NATL   |                        | 200           | 1.0                             |              |
| TOTAL POPULATION SERVED BY SOURCE WATER SYSTEM - - - - - |                 |               |              |        |                        | 200           |                                 |              |
| CASTOR   | 1013006         | BIENVILLE     |              | NATL   |                        | 209           | 1.0                             |              |
| TOTAL POPULATION SERVED BY SOURCE WATER SYSTEM - - - - - |                 |               |              |        |                        | 209           |                                 |              |
| CHARMINGDALE SUBD  | 1073007         | OUACHITA      |              | NATL   |                        | 364           | 0.7                             |              |
| TOTAL POPULATION SERVED BY SOURCE WATER SYSTEM - - - - - |                 |               |              |        |                        | 364           |                                 |              |
| CHENAL COMMUNITY WS                                      | 1077004         | POINTE COUPEE |              | NATL   |                        | 128           | 2.4                             |              |
| TOTAL POPULATION SERVED BY SOURCE WATER SYSTEM - - - - - |                 |               |              |        |                        | 128           |                                 |              |
| CHENEYVILLE  | 1079005         | RAPIDES       |              | NATL   |                        | 1109          | 1.6                             |              |
| TOTAL POPULATION SERVED BY SOURCE WATER SYSTEM - - - - - |                 |               |              |        |                        | 1109          |                                 |              |
| CLAYTON  | 1029002         | CONCORDIA     | Acid         | ADJ    | 06/82                  | 1204          |                                 | 0.8          |
| TOTAL POPULATION SERVED BY SOURCE WATER SYSTEM - - - - - |                 |               |              |        |                        | 1204          |                                 |              |
| COLLINGTON   | 1067005         | MOREHOUSE     |              | NATL   |                        | 438           | 0.8                             |              |
| TOTAL POPULATION SERVED BY SOURCE WATER SYSTEM - - - - - |                 |               |              |        |                        | 438           |                                 |              |
| CONVERSE   | 1085007         | SABINE        |              | NATL   |                        | 672           | 2.0                             |              |
| TOTAL POPULATION SERVED BY SOURCE WATER SYSTEM - - - - - |                 |               |              |        |                        | 672           |                                 |              |
| CRAINS MOBILE HOME PARK                                  | 1103012         | ST. TAMMANY   |              | NATL   |                        | 70            | 0.7                             |              |
| TOTAL POPULATION SERVED BY SOURCE WATER SYSTEM - - - - - |                 |               |              |        |                        | 70            |                                 |              |
| D W SANDERS MOBILE HOME PARK                             | 1127004         | WINN          |              | NATL   |                        | 75            | 0.7                             |              |
| TOTAL POPULATION SERVED BY SOURCE WATER SYSTEM - - - - - |                 |               |              |        |                        | 75            |                                 |              |

POPULATION SERVED FLUORIDATED DRINKING WATER BY SOURCE SYSTEM,  
CONSECUTIVE SYSTEM, AND COUNTY WITHIN STATE (AS OF 12/31/85)

# LOUISIANA

| WATER SYSTEM and<br>CONSECUTIVE SYSTEMS SERVED           | EPA<br>ID<br>NO    | COUNTY             | CHEM<br>USED | STATUS | FLUOR<br>START<br>DATE | POP<br>SERVED | NATURAL SYSTEMS |              |
|--|--------------------|--------------------|--------------|--------|------------------------|---------------|-----------------|--------------|
|  |                    |                    |              |        |                        |               | NAT<br>LEVEL    | OPT<br>LEVEL |
| DENNIS HILL WS   | 1091003            | ST. HELENA         |              |        | NATL                   | 525           | 0.9             |              |
| TOTAL POPULATION SERVED BY SOURCE WATER SYSTEM - - - - - |                    |                    |              |        |                        | 525           |                 |              |
| DRY PRONG  | 1043003            | GRANT              | Acid         |        | ADJ 05/83              | 550           |                 | 0.8          |
| TOTAL POPULATION SERVED BY SOURCE WATER SYSTEM - - - - - |                    |                    |              |        |                        | 550           |                 |              |
| E LEJEUNE WS   | 1077021            | POINTE COUPEE      |              |        | NATL                   | 120           | 0.9             |              |
| TOTAL POPULATION SERVED BY SOURCE WATER SYSTEM - - - - - |                    |                    |              |        |                        | 120           |                 |              |
| EAST COLUMBIA WS   | 1021004            | CALDWELL           |              |        | NATL                   | 1481          | 0.8             |              |
| TOTAL POPULATION SERVED BY SOURCE WATER SYSTEM - - - - - |                    |                    |              |        |                        | 1481          |                 |              |
| ELMER-MELDER-CALCASTEU                                   | 1079006            | RAPIDES            |              |        | NATL                   | 800           | 0.9             |              |
| TOTAL POPULATION SERVED BY SOURCE WATER SYSTEM - - - - - |                    |                    |              |        |                        | 800           |                 |              |
| EVANGELINE #1 WS   | 1039004            | EVANGELINE         |              |        | NATL                   | 650           | 1.2             |              |
| TOTAL POPULATION SERVED BY SOURCE WATER SYSTEM - - - - - |                    |                    |              |        |                        | 650           |                 |              |
| EVANGELINE OAKS WS<br>BENTON                             | 1015009<br>1015002 | BOSSIER<br>BOSSIER |              |        | NATL<br>CONS           | 160<br>2200   | 1.1             |              |
| TOTAL POPULATION SERVED BY SOURCE WATER SYSTEM - - - - - |                    |                    |              |        |                        | 2360          |                 |              |
| EVERGREEN  | 1009006            | AVOUELLES          |              |        | NATL                   | 1050          | 2.1             |              |
| TOTAL POPULATION SERVED BY SOURCE WATER SYSTEM - - - - - |                    |                    |              |        |                        | 1050          |                 |              |
| FIFTH WARD WS  | 1009007            | AVOUELLES          |              |        | NATL                   | 2100          | 1.8             |              |
| TOTAL POPULATION SERVED BY SOURCE WATER SYSTEM - - - - - |                    |                    |              |        |                        | 2100          |                 |              |
| FORT POLK AB NORTH                                       | 1115064            | VERNON             | Acid         |        | ADJ 07/74              | 4100          |                 | 0.8          |
| TOTAL POPULATION SERVED BY SOURCE WATER SYSTEM - - - - - |                    |                    |              |        |                        | 4100          |                 |              |
| FORT POLK AB SOUTH                                       | 1115065            | VERNON             | Acid         |        | ADJ 07/74              | 10000         |                 | 0.8          |
| TOTAL POPULATION SERVED BY SOURCE WATER SYSTEM - - - - - |                    |                    |              |        |                        | 10000         |                 |              |
| FRANKLINION  | 1117002            | WASHINGTON         |              |        | NATL                   | 4268          | 0.7             |              |
| TOTAL POPULATION SERVED BY SOURCE WATER SYSTEM - - - - - |                    |                    |              |        |                        | 4268          |                 |              |

POPULATION SERVED FLUORIDATED DRINKING WATER BY SOURCE SYSTEM,  
CONSECUTIVE SYSTEM, AND COUNTY WITHIN STATE (AS OF 12/31/85)

# LOUISIANA

| WATER SYSTEM and<br>CONSECUTIVE SYSTEMS SERVED | EPA<br>ID<br>NO | COUNTY        | CHEM<br>USED | STATUS | FLUOR<br>START<br>DATE | POP<br>SERVED | NATURAL SYSTEMS<br>NAT<br>LEVEL | OPT.<br>LEVEL |
|--|-----------------|---------------|--------------|--------|------------------------|---------------|---------------------------------|---------------|
| FRANKLINTON RURAL WS                           | 1117003         | WASHINGTON    |              | NATL   |                        | 1098          | 1.1                             |               |
| TOTAL POPULATION SERVED BY SOURCE WATER SYSTEM |                 |               |              |        |                        | 1098          |                                 |               |
| FRENCHMAN ESTATES WS                           | 1103059         | ST. TAMMANY   |              | NATL   |                        | 100           | 0.7                             |               |
| TOTAL POPULATION SERVED BY SOURCE WATER SYSTEM |                 |               |              |        |                        | 100           |                                 |               |
| GARDNER  | 1079010         | RAPIDES       |              | NATL   |                        | 750           | 0.7                             |               |
| TOTAL POPULATION SERVED BY SOURCE WATER SYSTEM |                 |               |              |        |                        | 750           |                                 |               |
| GLYNN COMMUNITY WS                             | 1077011         | POINTE COUPEE |              | NATL   |                        | 120           | 1.0                             |               |
| TOTAL POPULATION SERVED BY SOURCE WATER SYSTEM |                 |               |              |        |                        | 120           |                                 |               |
| GONZALES                                       | 1005030         | ASCENSION     | Acid         | ADJ    | 11/82                  | 8000          |                                 | 0.8           |
| TOTAL POPULATION SERVED BY SOURCE WATER SYSTEM |                 |               |              |        |                        | 8000          |                                 |               |
| GRAMERCY                                       | 1093002         | ST JAMES      | Acid         | ADJ    | 05/82                  | 3500          |                                 | 0.8           |
| TOTAL POPULATION SERVED BY SOURCE WATER SYSTEM |                 |               |              |        |                        | 3500          |                                 |               |
| HALFWAY-CARROLL WS                             | 1081005         | RED RIVER     |              | NATL   |                        | 400           | 0.9                             |               |
| TOTAL POPULATION SERVED BY SOURCE WATER SYSTEM |                 |               |              |        |                        | 400           |                                 |               |
| HAMMOND HEIGHTS WS                             | 1105009         | TANGIPAHOA    |              | NATL   |                        | 1600          | 0.8                             |               |
| TOTAL POPULATION SERVED BY SOURCE WATER SYSTEM |                 |               |              |        |                        | 1600          |                                 |               |
| HAUGHTON                                       | 1015011         | BOSSIER       | Acid         | ADJ    | 04/82                  | 2100          |                                 | 0.8           |
| TOTAL POPULATION SERVED BY SOURCE WATER SYSTEM |                 |               |              |        |                        | 2100          |                                 |               |
| HAYNESVILLE                                    | 1027002         | CLAIRBORNE    | Acid         | ADJ    | 09/85                  | 6400          |                                 | 0.8           |
| TOTAL POPULATION SERVED BY SOURCE WATER SYSTEM |                 |               |              |        |                        | 6400          |                                 |               |
| HERMITAGE COMMUNITY WS                         | 1077012         | POINTE COUPEE |              | NATL   |                        | 200           | 0.9                             |               |
| TOTAL POPULATION SERVED BY SOURCE WATER SYSTEM |                 |               |              |        |                        | 200           |                                 |               |
| HESSMER  | 1009008         | AVOYELLES     |              | NATL   |                        | 805           | 0.9                             |               |
| TOTAL POPULATION SERVED BY SOURCE WATER SYSTEM |                 |               |              |        |                        | 805           |                                 |               |

POPULATION SERVED FLUORIDATED DRINKING WATER BY SOURCE SYSTEM,  
CONSECUTIVE SYSTEM, AND COUNTY WITHIN STATE (AS OF 12/31/85)

# LOUISIANA

| WATER SYSTEM and<br>CONSECUTIVE SYSTEMS SERVED | EPA<br>ID<br>NO | COUNTY          | CHEM<br>USED | STATUS | FLUOR<br>START<br>DATE | POP<br>SERVED  | NATURAL SYSTEMS |              |
|--|-----------------|-----------------|--------------|--------|------------------------|--|-----------------|--------------|
|  |                 |                 |              |        |                        |  | NAT<br>LEVEL    | OPT<br>LEVEL |
| HINESTON                                       | 1079012         | RAPIDES         |              | NATL   |                        | 600  | 0.7             |              |
|  |                 |                 |              |        |                        | TOTAL POPULATION SERVED BY SOURCE WATER SYSTEM - - - - - | 600             |              |
| HORSE SHOE ROAD WS                             | 1119015         | WEBSTER         |              | NATL   |                        | 150  | 0.7             |              |
|  |                 |                 |              |        |                        | TOTAL POPULATION SERVED BY SOURCE WATER SYSTEM - - - - - | 150             |              |
| HOUMA  | 1109001         | TERREBONNE      | Acid         | ADJ    | 11/56                  | 34600  |                 | 0.8          |
|  |                 |                 |              |        |                        | TOTAL POPULATION SERVED BY SOURCE WATER SYSTEM - - - - - | 34600           |              |
| HUNTINGTON PARK WS                             | 1073018         | OUACHITA        |              | NATL   |                        | 316  | 0.7             |              |
|  |                 |                 |              |        |                        | TOTAL POPULATION SERVED BY SOURCE WATER SYSTEM - - - - - | 316             |              |
| JACKSON  | 1037006         | EAST FELICIANA  | Acid         | ADJ    | 12/84                  | 4000   |                 | 0.8          |
|  |                 |                 |              |        |                        | TOTAL POPULATION SERVED BY SOURCE WATER SYSTEM - - - - - | 4000            |              |
| JANEAU AREA WS                                 | 1077016         | POINTE COUPEE   |              | NATL   |                        | 200  | 0.8             |              |
|  |                 |                 |              |        |                        | TOTAL POPULATION SERVED BY SOURCE WATER SYSTEM - - - - - | 200             |              |
| JEFFERSON PARISH WW 1                          | 1051001         | JEFFERSON       | Acid         | ADJ    | 02/83                  | 308362   |                 | 0.8          |
|  |                 |                 |              |        |                        | TOTAL POPULATION SERVED BY SOURCE WATER SYSTEM - - - - - | 308362          |              |
| JEFFERSON PARISH WW 2                          | 1051004         | JEFFERSON       | Acid         | ADJ    | 02/83                  | 18607  |                 | 0.8          |
|  |                 |                 |              |        |                        | TOTAL POPULATION SERVED BY SOURCE WATER SYSTEM - - - - - | 18607           |              |
| JENKINS COMMUNITY WS                           | 1119016         | WEBSTER         |              | NATL   |                        | 640  | 0.8             |              |
|  |                 |                 |              |        |                        | TOTAL POPULATION SERVED BY SOURCE WATER SYSTEM - - - - - | 640             |              |
| JENNINGS                                       | 1053003         | JEFFERSON DAVIS | Acid         | ADJ    | 05/83                  | 12700  |                 | 0.8          |
|  |                 |                 |              |        |                        | TOTAL POPULATION SERVED BY SOURCE WATER SYSTEM - - - - - | 12700           |              |
| JOYCE WS                                       | 1127008         | WINN            |              | NATL   |                        | 600  | 0.9             |              |
|  |                 |                 |              |        |                        | TOTAL POPULATION SERVED BY SOURCE WATER SYSTEM - - - - - | 600             |              |
| KINDER   | 1003005         | ALLEN           |              | NATL   |                        | 2687   | 2.3             |              |
|  |                 |                 |              |        |                        | TOTAL POPULATION SERVED BY SOURCE WATER SYSTEM - - - - - | 2687            |              |

POPULATION SERVED FLUORIDATED DRINKING WATER BY SOURCE SYSTEM,  
CONSECUTIVE SYSTEM, AND COUNTY WITHIN STATE (AS OF 12/31/85)

# LOUISIANA

| WATER SYSTEM and<br>CONSECUTIVE SYSTEMS SERVED           | EPA<br>ID<br>NO | COUNTY        | CHEM<br>USED | STATUS | FLUOR<br>START<br>DATE | POP<br>SERVED | NATURAL SYSTEMS |              |
|--|-----------------|---------------|--------------|--------|------------------------|---------------|-----------------|--------------|
|  |                 |               |              |        |                        |               | NAT<br>LEVEL    | OPT<br>LEVEL |
| KOLIN-RUBY WISE WW                                       | 1079023         | RAPIDES       | Acid         | ADJ    | 12/83                  | 2300          |                 | 0.8          |
| TOTAL POPULATION SERVED BY SOURCE WATER SYSTEM - - - - - |                 |               |              |        |                        | 2300          |                 |              |
| LA COMPTE  | 1079014         | RAPIDES       |              | NATL   |                        | 2000          |                 | 0.7          |
| TOTAL POPULATION SERVED BY SOURCE WATER SYSTEM - - - - - |                 |               |              |        |                        | 2000          |                 |              |
| LAFOURCHE WATER WORKS #1                                 | 1057001         | LAFOURCHE     | Acid         | ADJ    | 01/54                  | 70000         |                 | 0.8          |
| GRAND ISLE   | 1051002         | JEFFERSON     |              | CONS   |                        | 3000          |                 |              |
| TOTAL POPULATION SERVED BY SOURCE WATER SYSTEM - - - - - |                 |               |              |        |                        | 73000         |                 |              |
| LAKE CHARLES   | 1019029         | CALCASIEU     | Acid         | ADJ    | 06/84                  | 83000         |                 | 0.8          |
| TOTAL POPULATION SERVED BY SOURCE WATER SYSTEM - - - - - |                 |               |              |        |                        | 83000         |                 |              |
| LAKE PROVIDENCE  | 1035002         | EAST CARROLL  |              | NATL   |                        | 10600         |                 | 0.7          |
| TOTAL POPULATION SERVED BY SOURCE WATER SYSTEM - - - - - |                 |               |              |        |                        | 10600         |                 |              |
| LAKE ST JOHN WS  | 1029006         | CONCORDIA     |              | NATL   |                        | 1550          |                 | 1.4          |
| TOTAL POPULATION SERVED BY SOURCE WATER SYSTEM - - - - - |                 |               |              |        |                        | 1550          |                 |              |
| LAKE WS  | 1035003         | EAST CARROLL  |              | NATL   |                        | 275           |                 | 0.7          |
| TOTAL POPULATION SERVED BY SOURCE WATER SYSTEM - - - - - |                 |               |              |        |                        | 275           |                 |              |
| LITTLE NATALBANY WS                                      | 1105024         | TANGIPAHOA    |              | NATL   |                        | 260           |                 | 0.7          |
| TOTAL POPULATION SERVED BY SOURCE WATER SYSTEM - - - - - |                 |               |              |        |                        | 260           |                 |              |
| LIVONA   | 1077022         | POINTE COUPEE |              | NATL   |                        | 1118          |                 | 0.7          |
| TOTAL POPULATION SERVED BY SOURCE WATER SYSTEM - - - - - |                 |               |              |        |                        | 1118          |                 |              |
| LOCKPORT WATER PLANT                                     | 1057002         | LAFOURCHE     | Acid         | ADJ    | 04/54                  | 3200          |                 | 0.8          |
| TOTAL POPULATION SERVED BY SOURCE WATER SYSTEM - - - - - |                 |               |              |        |                        | 3200          |                 |              |
| LUTCHER  | 1093093         | ST JAMES      | Acid         | ADJ    | 05/82                  | 5150          |                 | 0.8          |
| TOTAL POPULATION SERVED BY SOURCE WATER SYSTEM - - - - - |                 |               |              |        |                        | 5150          |                 |              |
| M&S WS   | 1077024         | POINTE COUPEE |              | NATL   |                        | 1200          |                 | 1.3          |
| TOTAL POPULATION SERVED BY SOURCE WATER SYSTEM - - - - - |                 |               |              |        |                        | 1200          |                 |              |

POPULATION SERVED FLUORIDATED DRINKING WATER BY SOURCE SYSTEM,  
CONSECUTIVE SYSTEM, AND COUNTY WITHIN STATE (AS OF 12/31/85)

# LOUISIANA

| WATER SYSTEM and<br>CONSECUTIVE SYSTEMS SERVED | EPA<br>ID<br>NO | COUNTY        | CHEM<br>USED | STATUS | FLUOR<br>START<br>DATE | POP<br>SERVED  | NATURAL SYSTEMS<br>NAT<br>LEVEL | OPT<br>LEVEL |
|--|-----------------|---------------|--------------|--------|------------------------|--|---------------------------------|--------------|
| MAJOR WS                                       | 1105016         | TANGIPAHOA    |              |        | NATL                   | 792  | 0.7                             |              |
|  |                 |               |              |        |                        | TOTAL POPULATION SERVED BY SOURCE WATER SYSTEM - - - - - | 792                             |              |
| MAMOU  | 1039005         | EVANGELINE    |              |        | NATL                   | 3800   | 2.9                             |              |
|  |                 |               |              |        |                        | TOTAL POPULATION SERVED BY SOURCE WATER SYSTEM - - - - - | 3800                            |              |
| MAMOU ROAD WS                                  | 1097018         | ST. LANDRY    |              |        | NATL                   | 1000   | 0.8                             |              |
|  |                 |               |              |        |                        | TOTAL POPULATION SERVED BY SOURCE WATER SYSTEM - - - - - | 1000                            |              |
| MANCHOC ESTATES WS                             | 1005059         | ASCENSION     |              |        | NATL                   | 200  | 0.7                             |              |
|  |                 |               |              |        |                        | TOTAL POPULATION SERVED BY SOURCE WATER SYSTEM - - - - - | 200                             |              |
| MAY ROAD WS                                    | 1063044         | LIVINGSTON    |              |        | NATL                   | 80   | 0.7                             |              |
|  |                 |               |              |        |                        | TOTAL POPULATION SERVED BY SOURCE WATER SYSTEM - - - - - | 80                              |              |
| MIDWAY WS                                      | 1097008         | ST. LANDRY    |              |        | NATL                   | 160  | 0.7                             |              |
|  |                 |               |              |        |                        | TOTAL POPULATION SERVED BY SOURCE WATER SYSTEM - - - - - | 160                             |              |
| MOREAUVILLE                                    | 1009012         | AVOUELLES     | Acid         | ADJ    | 05/82                  | 1050   |                                 | 0.8          |
|  |                 |               |              |        |                        | TOTAL POPULATION SERVED BY SOURCE WATER SYSTEM - - - - - | 1050                            |              |
| NATCHITOCHE                                    | 1069007         | NATCHITOCHE   | Acid         | ADJ    | 04/85                  | 20000  |                                 | 0.8          |
|  |                 |               |              |        |                        | TOTAL POPULATION SERVED BY SOURCE WATER SYSTEM - - - - - | 20000                           |              |
| NEW ORLEANS - ALGIERS PLANT                    | 1071001         | ORLEANS       | Acid         | ADJ    | 06/74                  | 60060  |                                 | 0.8          |
|  |                 |               |              |        |                        | TOTAL POPULATION SERVED BY SOURCE WATER SYSTEM - - - - - | 60060                           |              |
| NEW ORLEANS - CARROLTON PLANT                  | 1071009         | ORLEANS       | Acid         | ADJ    | 06/74                  | 507002   |                                 | 0.8          |
|  |                 |               |              |        |                        | TOTAL POPULATION SERVED BY SOURCE WATER SYSTEM - - - - - | 507002                          |              |
| NEW ROADS                                      | 1077026         | POINTE COUPEE | Acid         | ADJ    | 05/82                  | 6750   |                                 | 0.8          |
|  |                 |               |              |        |                        | TOTAL POPULATION SERVED BY SOURCE WATER SYSTEM - - - - - | 6750                            |              |
| NOBLE  | 1085017         | SABINE        |              |        | NATL                   | 672  | 2.4                             |              |
|  |                 |               |              |        |                        | TOTAL POPULATION SERVED BY SOURCE WATER SYSTEM - - - - - | 672                             |              |

POPULATION SERVED FLUORIDATED DRINKING WATER BY SOURCE SYSTEM,  
 CONSECUTIVE SYSTEM, AND COUNTY WITHIN STATE (AS OF 12/31/85)

LOUISIANA

| WATER SYSTEM and<br>CONSECUTIVE SYSTEMS SERVED | EPA<br>ID<br>NO | COUNTY           | CHEM<br>USED | STATUS | FLUOR<br>START<br>DATE | POP<br>SERVED | NATURAL SYSTEMS<br>NAT<br>LEVEL | OPT<br>LEVEL |
|--|-----------------|------------------|--------------|--------|------------------------|---------------|---------------------------------|--------------|
| NORTH LAKE ST JOHN WS                          | 1029014         | CONCORDIA        |              |        | NATL                   | 25            | 1.6                             |              |
| TOTAL POPULATION SERVED BY SOURCE WATER SYSTEM |                 |                  |              |        |                        | 25            |                                 |              |
| NORTH MONROE WS                                | 1073035         | OUACHITA         |              |        | NATL                   | 812           | 0.8                             |              |
| TOTAL POPULATION SERVED BY SOURCE WATER SYSTEM |                 |                  |              |        |                        | 812           |                                 |              |
| OAKDALE  | 1003006         | ALLEN            | Acid         | ADJ    | 12/82                  | 7500          |                                 | 0.8          |
| TOTAL POPULATION SERVED BY SOURCE WATER SYSTEM |                 |                  |              |        |                        | 7500          |                                 |              |
| PALMETTO                                       | 1097011         | ST. LANDRY       |              |        | NATL                   | 800           | 0.8                             |              |
| TOTAL POPULATION SERVED BY SOURCE WATER SYSTEM |                 |                  |              |        |                        | 800           |                                 |              |
| PARISH W COMPANY WS                            | 1033019         | EAST BATON ROUGE |              |        | NATL                   | 60000         | 0.7                             |              |
| TOTAL POPULATION SERVED BY SOURCE WATER SYSTEM |                 |                  |              |        |                        | 60000         |                                 |              |
| PECAN ISLE SUBD WS                             | 1077030         | POINTE COUPEE    |              |        | NATL                   | 120           | 0.8                             |              |
| TOTAL POPULATION SERVED BY SOURCE WATER SYSTEM |                 |                  |              |        |                        | 120           |                                 |              |
| PEOPLES WATER CO OF LA                         | 1005035         | ASCENSION        | Acid         | ADJ    | 06/83                  | 12000         |                                 | 0.8          |
| TOTAL POPULATION SERVED BY SOURCE WATER SYSTEM |                 |                  |              |        |                        | 12000         |                                 |              |
| PINEVILLE                                      | 1079016         | RAPIDES          |              |        | NATL                   | 13000         | 0.8                             |              |
| TOTAL POPULATION SERVED BY SOURCE WATER SYSTEM |                 |                  |              |        |                        | 13000         |                                 |              |
| PIRATES HARBOR WS                              | 1103065         | ST. TAMMANY      |              |        | NATL                   | 200           | 0.7                             |              |
| TOTAL POPULATION SERVED BY SOURCE WATER SYSTEM |                 |                  |              |        |                        | 200           |                                 |              |
| PLAIN DEALING                                  | 1015016         | BOSSIER          |              |        | NATL                   | 1500          | 1.5                             |              |
| TOTAL POPULATION SERVED BY SOURCE WATER SYSTEM |                 |                  |              |        |                        | 1500          |                                 |              |
| PLAUCHEVILLE                                   | 1009013         | AVOYELLES        | Acid         | ADJ    | 05/82                  | 2040          |                                 | 0.8          |
| TOTAL POPULATION SERVED BY SOURCE WATER SYSTEM |                 |                  |              |        |                        | 2040          |                                 |              |
| POINTE BLUE WS                                 | 1039006         | EVANGELINE       |              |        | NATL                   | 250           | 0.7                             |              |
| TOTAL POPULATION SERVED BY SOURCE WATER SYSTEM |                 |                  |              |        |                        | 250           |                                 |              |

POPULATION SERVED FLUORIDATED DRINKING WATER BY SOURCE SYSTEM,  
CONSECUTIVE SYSTEM, AND COUNTY WITHIN STATE (AS OF 12/31/85)

# LOUISIANA

| WATER SYSTEM and<br>CONSECUTIVE SYSTEMS SERVED | EPA<br>ID<br>NO | COUNTY     | CHEM<br>USED | STATUS | FLUOR<br>START<br>DATE | POP<br>SERVED  | NATURAL SYSTEMS<br>NAT<br>LEVEL | OPT<br>LEVEL |
|--|-----------------|------------|--------------|--------|------------------------|--|---------------------------------|--------------|
| POLAND WS                                      | 1079025         | RAPIDES    |              |        | NATL                   | 396  | 1.1                             |              |
|  |                 |            |              |        |                        | TOTAL POPULATION SERVED BY SOURCE WATER SYSTEM - - - - - | 396                             |              |
| POLLOCK AREA #1 WS                             | 1043006         | GRANT      |              |        | NATL                   | 1450   | 1.1                             |              |
|  |                 |            |              |        |                        | TOTAL POPULATION SERVED BY SOURCE WATER SYSTEM - - - - - | 1450                            |              |
| PRAIRIE ROAD WS                                | 1073040         | OUACHITA   |              |        | NATL                   | 1108   | 0.8                             |              |
|  |                 |            |              |        |                        | TOTAL POPULATION SERVED BY SOURCE WATER SYSTEM - - - - - | 1108                            |              |
| RAPIDES ISLAND WS                              | 1079020         | RAPIDES    |              |        | NATL                   | 1803   | 1.9                             |              |
|  |                 |            |              |        |                        | TOTAL POPULATION SERVED BY SOURCE WATER SYSTEM - - - - - | 1803                            |              |
| REDELL VIDRINE WS                              | 1039007         | EVANGELINE |              |        | NATL                   | 800  | 2.0                             |              |
|  |                 |            |              |        |                        | TOTAL POPULATION SERVED BY SOURCE WATER SYSTEM - - - - - | 800                             |              |
| RICK WELLS SUBD WS                             | 1031013         | DE SOTO    |              |        | NATL                   | 64   | 1.1                             |              |
|  |                 |            |              |        |                        | TOTAL POPULATION SERVED BY SOURCE WATER SYSTEM - - - - - | 64                              |              |
| ROCKY BRANCH WS                                | 1111013         | UNION      |              |        | NATL                   | 550  | 0.8                             |              |
|  |                 |            |              |        |                        | TOTAL POPULATION SERVED BY SOURCE WATER SYSTEM - - - - - | 550                             |              |
| RODESSA  | 1017028         | CADDO      |              |        | NATL                   | 400  | 0.7                             |              |
|  |                 |            |              |        |                        | TOTAL POPULATION SERVED BY SOURCE WATER SYSTEM - - - - - | 400                             |              |
| ROSEDALE                                       | 1047006         | IBERVILLE  |              |        | NATL                   | 850  | 0.9                             |              |
|  |                 |            |              |        |                        | TOTAL POPULATION SERVED BY SOURCE WATER SYSTEM - - - - - | 850                             |              |
| SALINE   | 1013014         | BIENVILLE  |              |        | NATL                   | 320  | 0.8                             |              |
|  |                 |            |              |        |                        | TOTAL POPULATION SERVED BY SOURCE WATER SYSTEM - - - - - | 320                             |              |
| SAVOY SWORDS WD                                | 1097024         | ST. LANDRY |              |        | NATL                   | 290  | 0.8                             |              |
|  |                 |            |              |        |                        | TOTAL POPULATION SERVED BY SOURCE WATER SYSTEM - - - - - | 290                             |              |
| SHADY ACRES TRAILER PARK                       | 1079029         | RAPIDES    |              |        | NATL                   | 30   | 0.9                             |              |
|  |                 |            |              |        |                        | TOTAL POPULATION SERVED BY SOURCE WATER SYSTEM - - - - - | 30                              |              |



POPULATION SERVED FLUORIDATED DRINKING WATER BY SOURCE SYSTEM,  
CONSECUTIVE SYSTEM, AND COUNTY WITHIN STATE (AS OF 12/31/85)

# LOUISIANA

| WATER SYSTEM and<br>CONSECUTIVE SYSTEMS SERVED           | EPA<br>ID<br>NO | COUNTY     | CHEM<br>USED | STATUS | FLUOR<br>START<br>DATE | POP<br>SERVED | NATURAL SYSTEMS<br>NAT<br>LEVEL | OPT<br>LEVEL |
|--|-----------------|------------|--------------|--------|------------------------|---------------|---------------------------------|--------------|
| SHREVEPORT   | 1017031         | CADDO      | Acid         | ADJ    | 06/80                  | 215000        |                                 | 0.8          |
| BARKSDALE AFB  | 1015022         | CADDO      |              | CONS   |                        | 8000          |                                 |              |
| TOTAL POPULATION SERVED BY SOURCE WATER SYSTEM - - - - - |                 |            |              |        |                        | 223000        |                                 |              |
| SICILY ISLAND  | 1025009         | CATAHOULA  | Acid         | ADJ    | 06/82                  | 1320          |                                 | 0.8          |
| TOTAL POPULATION SERVED BY SOURCE WATER SYSTEM - - - - - |                 |            |              |        |                        | 1320          |                                 |              |
| SIKES  | 1127010         | WINN       |              | NATL   |                        | 220           | 0.9                             |              |
| TOTAL POPULATION SERVED BY SOURCE WATER SYSTEM - - - - - |                 |            |              |        |                        | 220           |                                 |              |
| SOUTH BEAUREGARD WS                                      | 1011008         | BEAUREGARD |              | NATL   |                        | 1700          | 0.7                             |              |
| TOTAL POPULATION SERVED BY SOURCE WATER SYSTEM - - - - - |                 |            |              |        |                        | 1700          |                                 |              |
| SOUTH MANSFIELD  | 1031014         | DE SOTO    | Acid         | ADJ    | 09/82                  | 1470          |                                 | 0.8          |
| TOTAL POPULATION SERVED BY SOURCE WATER SYSTEM - - - - - |                 |            |              |        |                        | 1470          |                                 |              |
| SOUTH MERRYVILLE WS                                      | 1011009         | BEAUREGARD |              | NATL   |                        | 300           | 0.7                             |              |
| TOTAL POPULATION SERVED BY SOURCE WATER SYSTEM - - - - - |                 |            |              |        |                        | 300           |                                 |              |
| SOUTHWEST OUACHITA WS                                    | 1073047         | OUACHITA   |              | NATL   |                        | 600           | 1.1                             |              |
| TOTAL POPULATION SERVED BY SOURCE WATER SYSTEM - - - - - |                 |            |              |        |                        | 600           |                                 |              |
| SPORTSMAN'S PARADISE WS                                  | 1085034         | SABINE     |              | NATL   |                        | 100           | 0.8                             |              |
| TOTAL POPULATION SERVED BY SOURCE WATER SYSTEM - - - - - |                 |            |              |        |                        | 100           |                                 |              |
| SPRINGFIELD TERRACE SUBD WS                              | 1063035         | LIVINGSTON |              | NATL   |                        | 376           | 1.1                             |              |
| TOTAL POPULATION SERVED BY SOURCE WATER SYSTEM - - - - - |                 |            |              |        |                        | 376           |                                 |              |
| SPRINGFIELD WS   | 1063024         | LIVINGSTON |              | NATL   |                        | 668           | 1.2                             |              |
| TOTAL POPULATION SERVED BY SOURCE WATER SYSTEM - - - - - |                 |            |              |        |                        | 668           |                                 |              |
| SPRINGHILL   | 1119026         | WEBSTER    | Acid         | ADJ    | 04/83                  | 6600          |                                 | 0.8          |
| TOTAL POPULATION SERVED BY SOURCE WATER SYSTEM - - - - - |                 |            |              |        |                        | 6600          |                                 |              |
| ST CHARLES PARISH WW 1                                   | 1089001         | ST CHARLES | Acid         | ADJ    | 06/82                  | 17450         |                                 | 0.8          |
| TOTAL POPULATION SERVED BY SOURCE WATER SYSTEM - - - - - |                 |            |              |        |                        | 17450         |                                 |              |

POPULATION SERVED FLUORIDATED DRINKING WATER BY SOURCE SYSTEM,  
CONSECUTIVE SYSTEM, AND COUNTY WITHIN STATE (AS OF 12/31/85)

# LOUISIANA

| WATER SYSTEM and<br>CONSECUTIVE SYSTEMS SERVED           | EPA<br>ID<br>NO | COUNTY              | CHEM<br>USED | STATUS | FLUOR<br>START<br>DATE | POP<br>SERVED | NATURAL SYSTEMS<br>NAT<br>LEVEL | OPT<br>LEVEL |
|--|-----------------|---------------------|--------------|--------|------------------------|---------------|---------------------------------|--------------|
| ST CHARLES PARISH WW 2                                   | 1089002         | ST CHARLES          | Acid         | ADJ    | 06/82                  | 26350         |                                 | 0.8          |
| TOTAL POPULATION SERVED BY SOURCE WATER SYSTEM - - - - - |                 |                     |              |        |                        | 26350         |                                 |              |
| ST JAMES PARISH WW 1                                     | 1093005         | ST JAMES            | Acid         | ADJ    | 05/82                  | 8810          |                                 | 0.8          |
| TOTAL POPULATION SERVED BY SOURCE WATER SYSTEM - - - - - |                 |                     |              |        |                        | 8810          |                                 |              |
| ST JAMES PARISH WW 2                                     | 1093004         | ST JAMES            | Acid         | ADJ    | 05/82                  | 5000          |                                 | 0.8          |
| TOTAL POPULATION SERVED BY SOURCE WATER SYSTEM - - - - - |                 |                     |              |        |                        | 5000          |                                 |              |
| ST JOHN THE BAPTIST PAR WW 1                             | 1095001         | ST JOHN THE BAPTIST | Acid         | ADJ    | 06/83                  | 9700          |                                 | 0.8          |
| TOTAL POPULATION SERVED BY SOURCE WATER SYSTEM - - - - - |                 |                     |              |        |                        | 9700          |                                 |              |
| ST JOHN THE BAPTIST PAR WW 2                             | 1095002         | ST JOHN THE BAPTIST | Acid         | ADJ    | 06/83                  | 5350          |                                 | 0.8          |
| TOTAL POPULATION SERVED BY SOURCE WATER SYSTEM - - - - - |                 |                     |              |        |                        | 5350          |                                 |              |
| ST JOHN THE BAPTIST PAR WW 3                             | 1095003         | ST JOHN THE BAPTIST | Acid         | ADJ    | 06/83                  | 25600         |                                 | 0.8          |
| TOTAL POPULATION SERVED BY SOURCE WATER SYSTEM - - - - - |                 |                     |              |        |                        | 25600         |                                 |              |
| ST MARY WW DIST 5  | 1101010         | ST MARY             | Acid         | ADJ    | 04/85                  | 3000          |                                 | 0.8          |
| TOTAL POPULATION SERVED BY SOURCE WATER SYSTEM - - - - - |                 |                     |              |        |                        | 3000          |                                 |              |
| STANLEY WS   | 1031016         | DE SOTO             |              | NATL   |                        | 346           | 3.8                             |              |
| TOTAL POPULATION SERVED BY SOURCE WATER SYSTEM - - - - - |                 |                     |              |        |                        | 346           |                                 |              |
| STRICKLAND TRAILER PARK WS                               | 1103040         | ST. TAMMANY         |              | NATL   |                        | 98            | 0.7                             |              |
| TOTAL POPULATION SERVED BY SOURCE WATER SYSTEM - - - - - |                 |                     |              |        |                        | 98            |                                 |              |
| SUMMIT OAKS BOY'S HOME WS                                | 1031018         | DE SOTO             |              | NATL   |                        | 30            | 1.4                             |              |
| TOTAL POPULATION SERVED BY SOURCE WATER SYSTEM - - - - - |                 |                     |              |        |                        | 30            |                                 |              |
| TERREBONNE WATER WORKS                                   | 1109002         | TERREBONNE          | Acid         | ADJ    | 11/56                  | 71790         |                                 | 0.8          |
| TOTAL POPULATION SERVED BY SOURCE WATER SYSTEM - - - - - |                 |                     |              |        |                        | 71790         |                                 |              |
| THIBODALX  | 1057003         | LAFOURCHE           | Acid         | ADJ    | 10/56                  | 16150         |                                 | 0.8          |
| TOTAL POPULATION SERVED BY SOURCE WATER SYSTEM - - - - - |                 |                     |              |        |                        | 16150         |                                 |              |

POPULATION SERVED FLUORIDATED DRINKING WATER BY SOURCE SYSTEM,  
CONSECUTIVE SYSTEM, AND COUNTY WITHIN STATE (AS OF 12/31/85)

**LOUISIANA**

| WATER SYSTEM and<br>CONSECUTIVE SYSTEMS SERVED | EPA<br>ID | COUNTY           | CHEM<br>USED | STATUS | FLUOR<br>START<br>DATE | POP<br>SERVED                                  | NATURAL SYSTEMS<br>NAT. OPT<br>LEVEL LEVEL |
|--|-----------|------------------|--------------|--------|------------------------|--|--|
| TURKEY CREEK                                   | 1039013   | EVANGELINE       |              |        |                        | 1350   |  |
|  |           |                  |              |        |                        | TOTAL POPULATION SERVED BY SOURCE WATER SYSTEM | 1350                                       |
| VIC'S TRAILER PARK WS                          | 1103045   | ST. TAMMANY      |              | NATL   |                        | 63   | 0.7  |
|  |           |                  |              |        |                        | TOTAL POPULATION SERVED BY SOURCE WATER SYSTEM | 63   |
| VIDALIA  | 1029011   | CONCORDIA        | Acid         | ADJ    | 09/84                  | 6070   | 0.8  |
|  |           |                  |              |        |                        | TOTAL POPULATION SERVED BY SOURCE WATER SYSTEM | 6070                                       |
| WATERSIDE SUBD WS                              | 1073021   | OUACHITA         |              | NATL   |                        | 64   | 0.7  |
|  |           |                  |              |        |                        | TOTAL POPULATION SERVED BY SOURCE WATER SYSTEM | 64   |
| WELSH  | 1053006   | JEFFERSON DAVIS  | Acid         | ADJ    | 05/85                  | 3700   | 0.8  |
|  |           |                  |              |        |                        | TOTAL POPULATION SERVED BY SOURCE WATER SYSTEM | 3700                                       |
| WEST BATON ROUGE WW 2                          | 1121018   | WEST BATON ROUGE | Acid         | ADJ    | 12/84                  | 3500   | 0.8  |
|  |           |                  |              |        |                        | TOTAL POPULATION SERVED BY SOURCE WATER SYSTEM | 3500                                       |
| WEST FELICIANA WW 13                           | 1125010   | WEST FELICIANA   | Acid         | ADJ    | 12/84                  | 4600   | 0.8  |
|  |           |                  |              |        |                        | TOTAL POPULATION SERVED BY SOURCE WATER SYSTEM | 4600                                       |
| WHITEHALL WS                                   | 1059012   | LA SALLE         |              | NATL   |                        | 567  | 0.7  |
|  |           |                  |              |        |                        | TOTAL POPULATION SERVED BY SOURCE WATER SYSTEM | 567  |
| WINNFIELD                                      | 1127012   | WINN             | Acid         | ADJ    | 11/83                  | 7350   | 0.8  |
|  |           |                  |              |        |                        | TOTAL POPULATION SERVED BY SOURCE WATER SYSTEM | 7350                                       |
| WOODWORTH                                      | 1079027   | RAPIDES          |              | NATL   |                        | 600  | 2.1  |
|  |           |                  |              |        |                        | TOTAL POPULATION SERVED BY SOURCE WATER SYSTEM | 600  |
| ZWOLLE   | 1085032   | SABINE           |              | NATL   |                        | 2800   | 1.4  |
|  |           |                  |              |        |                        | TOTAL POPULATION SERVED BY SOURCE WATER SYSTEM | 2800                                       |

POPULATION SERVED FLUORIDATED DRINKING WATER BY SOURCE SYSTEM,  
CONSECUTIVE SYSTEM, AND COUNTY WITHIN STATE (AS OF 12/31/85)

**MAINE**

| WATER SYSTEM and<br>CONSECUTIVE SYSTEMS SERVED           | EPA<br>ID<br>NO | COUNTY       | CHEM<br>USED | STATUS | FLUOR<br>START<br>DATE | POP<br>SERVED | NATURAL SYSTEMS |              |
|--|-----------------|--------------|--------------|--------|------------------------|---------------|-----------------|--------------|
|  |                 |              |              |        |                        |               | NAT<br>LEVEL    | OPT<br>LEVEL |
| ANSON WD   | 0090040         | SOMERSET     | Acid         | ADJ    | /83                    | 1376          |                 | 1.2          |
| TOTAL POPULATION SERVED BY SOURCE WATER SYSTEM - - - - - |                 |              |              |        |                        | 1376          |                 |              |
| ASHLAND WIR & SWR DIST                                   | 0090060         | AROOSTOOK    | NaF          | ADJ    | 10/66                  | 1040          |                 | 1.2          |
| TOTAL POPULATION SERVED BY SOURCE WATER SYSTEM - - - - - |                 |              |              |        |                        | 1040          |                 |              |
| AUBURN WIR DIST  | 0090070         | ANDROSCOGGIN | Acid         | ADJ    | 08/69                  | 24500         |                 | 1.2          |
| TOTAL POPULATION SERVED BY SOURCE WATER SYSTEM - - - - - |                 |              |              |        |                        | 24500         |                 |              |
| BAILEYVILLE UTIL DIST                                    | 0090100         | WASHINGTON   | Acid         | ADJ    | 04/55                  | 2220          |                 | 1.2          |
| TOTAL POPULATION SERVED BY SOURCE WATER SYSTEM - - - - - |                 |              |              |        |                        | 2220          |                 |              |
| BANGOR WIR DIST  | 0090110         | PENOBSCOT    | Acid         | ADJ    | 12/54                  | 42552         |                 | 1.2          |
| HAMPDEN  | 0090660         | PENOBSCOT    |              | CONS   |                        | 4276          |                 |              |
| ORONO-VEAZIE WD  | 0091210         | PENOBSCOT    |              | CONS   |                        | 18000         |                 |              |
| TOTAL POPULATION SERVED BY SOURCE WATER SYSTEM - - - - - |                 |              |              |        |                        | 64828         |                 |              |
| BAR HARBOR WIR CO  | 0090120         | HANCOCK      | Acid         | ADJ    | 12/63                  | 4528          |                 | 1.2          |
| TOTAL POPULATION SERVED BY SOURCE WATER SYSTEM - - - - - |                 |              |              |        |                        | 4528          |                 |              |
| BATH WIR DIST  | 0090130         | SAGADAHOC    | Acid         | ADJ    | 09/69                  | 11732         |                 | 1.2          |
| TOTAL POPULATION SERVED BY SOURCE WATER SYSTEM - - - - - |                 |              |              |        |                        | 11732         |                 |              |
| BELFAST WIR DIST   | 0090140         | WALDO        | NaF          | ADJ    | 09/60                  | 5344          |                 | 1.2          |
| TOTAL POPULATION SERVED BY SOURCE WATER SYSTEM - - - - - |                 |              |              |        |                        | 5344          |                 |              |
| BETHEL WIR DIST  | 0090160         | OXFORD       | NaF          | ADJ    | 12/70                  | 1292          |                 | 1.2          |
| TOTAL POPULATION SERVED BY SOURCE WATER SYSTEM - - - - - |                 |              |              |        |                        | 1292          |                 |              |
| BOWDOIN ELEM SCHOOL                                      |                 | SAGADAHOC    | NaF          | ADJ    |                        | 152           |                 | 5.4          |
| TOTAL POPULATION SERVED BY SOURCE WATER SYSTEM - - - - - |                 |              |              |        |                        | 152           |                 |              |
| BREWER WIR DIST  | 0090220         | PENOBSCOT    | NaF          | ADJ    | 06/67                  | 9000          |                 | 1.2          |
| TOTAL POPULATION SERVED BY SOURCE WATER SYSTEM - - - - - |                 |              |              |        |                        | 9000          |                 |              |

POPULATION SERVED FLUORIDATED DRINKING WATER BY SOURCE SYSTEM,  
CONSECUTIVE SYSTEM, AND COUNTY WITHIN STATE (AS OF 12/31/85)

**MAINE**

| WATER SYSTEM and<br>CONSECUTIVE SYSTEMS SERVED           | EPA<br>ID<br>NO | COUNTY     | CHEM<br>USED | STATUS | FLUOR<br>START<br>DATE | POP<br>SERVED | NATURAL SYSTEMS<br>NAT OPT<br>LEVEL LEVEL |
|--|-----------------|------------|--------------|--------|------------------------|---------------|---|
| BRIDGTON WTR DIST  | 0090230         | CUMBERLAND | NaF          | ADJ    | 10/63                  | 2196          | 1.2                                       |
| TOTAL POPULATION SERVED BY SOURCE WATER SYSTEM - - - - - |                 |            |              |        |                        | 2196          |   |
| BRUNSWICK-TOPSHAM WD                                     | 0090260         | CUMBERLAND | NaF          | ADJ    | 08/55                  | 20000         | 1.2                                       |
| TOTAL POPULATION SERVED BY SOURCE WATER SYSTEM - - - - - |                 |            |              |        |                        | 20000         |   |
| BUCKSPORT WTR CO   | 0090280         | HANCOCK    | Acid         | ADJ    | 12/69                  | 2500          | 1.2                                       |
| TOTAL POPULATION SERVED BY SOURCE WATER SYSTEM - - - - - |                 |            |              |        |                        | 2500          |   |
| BURLINGTON ELEM SCHOOL                                   |                 | PENOBSCOT  | NaF          | ADJ    |                        | 33            | 5.4                                       |
| TOTAL POPULATION SERVED BY SOURCE WATER SYSTEM - - - - - |                 |            |              |        |                        | 33            |   |
| CAMDEN-ROCKLAND WC                                       | 0090300         | KNOX       | Acid         | ADJ    | 12/69                  | 22900         | 1.2                                       |
| TOTAL POPULATION SERVED BY SOURCE WATER SYSTEM - - - - - |                 |            |              |        |                        | 22900         |   |
| CARIBOU WTR WKS CORP                                     | 0090320         | AROOSTOOK  | Acid         | ADJ    | 11/59                  | 6100          | 1.2                                       |
| TOTAL POPULATION SERVED BY SOURCE WATER SYSTEM - - - - - |                 |            |              |        |                        | 6100          |   |
| CUTLER NAVAL   | 0098550         | WASHINGTON | NaF          | ADJ    | 06/66                  | 200           | 1.2                                       |
| TOTAL POPULATION SERVED BY SOURCE WATER SYSTEM - - - - - |                 |            |              |        |                        | 200           |   |
| DAMARISCOTTA-NEWCASTLE WC                                | 0090410         | LINCOLN    | NaF          | ADJ    | 03/71                  | 1712          | 1.2                                       |
| TOTAL POPULATION SERVED BY SOURCE WATER SYSTEM - - - - - |                 |            |              |        |                        | 1712          |   |
| DEXTER   | 0090440         | PENOBSCOT  | NaF          | ADJ    | 00/84                  | 3160          | 1.2                                       |
| TOTAL POPULATION SERVED BY SOURCE WATER SYSTEM - - - - - |                 |            |              |        |                        | 3160          |   |
| DIXFIELD LT & WTR  | 0090460         | OXFORD     | NaF          | ADJ    | 09/71                  | 2200          | 1.2                                       |
| TOTAL POPULATION SERVED BY SOURCE WATER SYSTEM - - - - - |                 |            |              |        |                        | 2200          |   |
| E M CURTIS SCHOOL  |                 | PENOBSCOT  | NaF          | ADJ    |                        | 213           | 5.4                                       |
| TOTAL POPULATION SERVED BY SOURCE WATER SYSTEM - - - - - |                 |            |              |        |                        | 213           |   |
| EAGLE LAKE WS DIST                                       | 0090480         | AROOSTOOK  | NaF          | ADJ    | 11/74                  | 712           | 1.2                                       |
| TOTAL POPULATION SERVED BY SOURCE WATER SYSTEM - - - - - |                 |            |              |        |                        | 712           |   |

POPULATION SERVED FLUORIDATED DRINKING WATER BY SOURCE SYSTEM,  
CONSECUTIVE SYSTEM, AND COUNTY WITHIN STATE (AS OF 12/31/85)

**MAINE**

| WATER SYSTEM and<br>CONSECUTIVE SYSTEMS SERVED           | EPA<br>ID<br>NO | COUNTY       | CHEM<br>USED | STATUS | FLUOR<br>START<br>DATE | POP<br>SERVED | NATURAL SYSTEMS<br>NAT<br>LEVEL | OPT<br>LEVEL |
|--|-----------------|--------------|--------------|--------|------------------------|---------------|---------------------------------|--------------|
| EAST MILLINOCKET WW                                      | 0091150         | PENOBSCOT    | Acid         | ADJ    | 04/66                  | 2500          |                                 | 1.2          |
| TOTAL POPULATION SERVED BY SOURCE WATER SYSTEM - - - - - |                 |              |              |        |                        | 2500          |                                 |              |
| EASTON ELEM SCHOOL                                       |                 | AROOSTOOK    | NaF          | ADJ    |                        | 200           |                                 | 5.4          |
| TOTAL POPULATION SERVED BY SOURCE WATER SYSTEM - - - - - |                 |              |              |        |                        | 200           |                                 |              |
| EASTPORT WIR CO  | 0090510         | WASHINGTON   | Acid         | ADJ    | 12/69                  | 2884          |                                 | 1.2          |
| TOTAL POPULATION SERVED BY SOURCE WATER SYSTEM - - - - - |                 |              |              |        |                        | 2884          |                                 |              |
| ELLSWORTH WIR CO   | 0090520         | HANCOCK      | Acid         | ADJ    | 10/69                  | 5000          |                                 | 1.2          |
| TOTAL POPULATION SERVED BY SOURCE WATER SYSTEM - - - - - |                 |              |              |        |                        | 5000          |                                 |              |
| FORT FAIRFIELD UTIL DIST                                 | 0090550         | AROOSTOOK    | Acid         | ADJ    | 12/59                  | 2812          |                                 | 1.2          |
| TOTAL POPULATION SERVED BY SOURCE WATER SYSTEM - - - - - |                 |              |              |        |                        | 2812          |                                 |              |
| FORT KENT MUN WIR  | 0090560         | AROOSTOOK    | NaF          | ADJ    | 02/72                  | 1796          |                                 | 1.2          |
| TOTAL POPULATION SERVED BY SOURCE WATER SYSTEM - - - - - |                 |              |              |        |                        | 1796          |                                 |              |
| FRYEBURG WATER CO  | 0090600         | OXFORD       | NaF          | ADJ    | 11/71                  | 1896          |                                 | 1.2          |
| EAST CONWAY, NH  | 0511020         | CARROL       |              | CONS   |                        | 0             |                                 |              |
| TOTAL POPULATION SERVED BY SOURCE WATER SYSTEM - - - - - |                 |              |              |        |                        | 1896          |                                 |              |
| GARDINER WIR DIST  | 0090610         | KENNEBEC     | Acid         | ADJ    | 03/73                  | 10888         |                                 | 1.2          |
| TOTAL POPULATION SERVED BY SOURCE WATER SYSTEM - - - - - |                 |              |              |        |                        | 10888         |                                 |              |
| GREENE CENTRAL SCHOOL                                    |                 | ANDROSCOGGIN | NaF          | ADJ    | /76                    | 422           |                                 | 5.4          |
| TOTAL POPULATION SERVED BY SOURCE WATER SYSTEM - - - - - |                 |              |              |        |                        | 422           |                                 |              |
| GUILFORD-SANGERVILLE                                     | 0090640         | PISCATAQUIS  | Acid         | ADJ    | 12/72                  | 2136          |                                 | 1.2          |
| TOTAL POPULATION SERVED BY SOURCE WATER SYSTEM - - - - - |                 |              |              |        |                        | 2136          |                                 |              |
| HARPSWELL ISL SCHOOL                                     |                 | CUMBERLAND   | NaF          | ADJ    |                        | 226           |                                 | 5.4          |
| TOTAL POPULATION SERVED BY SOURCE WATER SYSTEM - - - - - |                 |              |              |        |                        | 226           |                                 |              |
| HOLBROOK SCHOOL  |                 | PENOBSCOT    | NaF          | ADJ    |                        | 340           |                                 | 5.4          |
| TOTAL POPULATION SERVED BY SOURCE WATER SYSTEM - - - - - |                 |              |              |        |                        | 340           |                                 |              |

POPULATION SERVED FLUORIDATED DRINKING WATER BY SOURCE SYSTEM,  
CONSECUTIVE SYSTEM, AND COUNTY WITHIN STATE (AS OF 12/31/85)

# MAINE

| WATER SYSTEM and<br>CONSECUTIVE SYSTEMS SERVED           | EPA<br>ID<br>NO | COUNTY       | CHEM<br>USED | STATUS | FLUOR<br>START<br>DATE | POP<br>SERVED | NATURAL SYSTEMS<br>NAT<br>LEVEL | OPT<br>LEVEL |
|--|-----------------|--------------|--------------|--------|------------------------|---------------|---------------------------------|--------------|
| HOLDEN ELEM SCHOOL                                       |                 | PENOBSCOT    | NaF          | ADJ    |                        | 191           |                                 | 5.4          |
| TOTAL POPULATION SERVED BY SOURCE WATER SYSTEM - - - - - |                 |              |              |        |                        | 191           |                                 |              |
| HOULTON WTR CO   | 0090700         | AROOSTOOK    | Acid         | ADJ    | 12/68                  | 6360          |                                 | 1.2          |
| TOTAL POPULATION SERVED BY SOURCE WATER SYSTEM - - - - - |                 |              |              |        |                        | 6360          |                                 |              |
| INDIAN TWP HOUSING AUTH                                  | 0090718         | WASHINGTON   | NaF          | ADJ    | 00/84                  | 350           |                                 | 1.2          |
| TOTAL POPULATION SERVED BY SOURCE WATER SYSTEM - - - - - |                 |              |              |        |                        | 350           |                                 |              |
| ISLAND FALLS WTR CO                                      | 0090720         | AROOSTOOK    | Acid         | ADJ    | 12/67                  | 970           |                                 | 1.2          |
| TOTAL POPULATION SERVED BY SOURCE WATER SYSTEM - - - - - |                 |              |              |        |                        | 970           |                                 |              |
| JACKMAN WTR DIST   | 0090730         | SOMERSET     | NaF          | ADJ    | 04/64                  | 1272          |                                 | 1.2          |
| TOTAL POPULATION SERVED BY SOURCE WATER SYSTEM - - - - - |                 |              |              |        |                        | 1272          |                                 |              |
| KENNEBEC WTR DIST  | 0090750         | KENNEBEC     | NaSiF6       | ADJ    | 01/65                  | 30000         |                                 | 1.2          |
| TOTAL POPULATION SERVED BY SOURCE WATER SYSTEM - - - - - |                 |              |              |        |                        | 30000         |                                 |              |
| LEEDS CENTRAL SCHOOL                                     |                 | ANDROSCOGGIN | NaF          | ADJ    |                        | 198           |                                 | 5.4          |
| TOTAL POPULATION SERVED BY SOURCE WATER SYSTEM - - - - - |                 |              |              |        |                        | 198           |                                 |              |
| LEWISTON WTR DIST  | 0090830         | ANDROSCOGGIN | NaSiF6       | ADJ    | 05/70                  | 42500         |                                 | 1.2          |
| TOTAL POPULATION SERVED BY SOURCE WATER SYSTEM - - - - - |                 |              |              |        |                        | 42500         |                                 |              |
| LORING AFB   | 0090185         | AROOSTOOK    | NaSiF6       | ADJ    |                        | 50            |                                 | 1.2          |
| TOTAL POPULATION SERVED BY SOURCE WATER SYSTEM - - - - - |                 |              |              |        |                        | 50            |                                 |              |
| LORING AFB   | 0090228         | AROOSTOOK    | NaSiF6       | ADJ    | /58                    | 50            |                                 | 1.2          |
| TOTAL POPULATION SERVED BY SOURCE WATER SYSTEM - - - - - |                 |              |              |        |                        | 50            |                                 |              |
| LORING AFB   | 0090915         | AROOSTOOK    | NaSiF6       | ADJ    | /58                    | 10000         |                                 | 1.2          |
| TOTAL POPULATION SERVED BY SOURCE WATER SYSTEM - - - - - |                 |              |              |        |                        | 10000         |                                 |              |
| LUBEC W & EL   | 0090900         | WASHINGTON   | NaF          | ADJ    | 03/72                  | 2408          |                                 | 1.2          |
| TOTAL POPULATION SERVED BY SOURCE WATER SYSTEM - - - - - |                 |              |              |        |                        | 2408          |                                 |              |

POPULATION SERVED FLUORIDATED DRINKING WATER BY SOURCE SYSTEM,  
CONSECUTIVE SYSTEM, AND COUNTY WITHIN STATE (AS OF 12/31/85)

**MAINE**

| WATER SYSTEM and<br>CONSECUTIVE SYSTEMS SERVED           | EPA<br>ID<br>NO | COUNTY       | CHEM<br>USED | STATUS | FLUOR<br>START<br>DATE | POP<br>SERVED | NATURAL SYSTEMS<br>NAT<br>LEVEL | OPT<br>LEVEL |
|--|-----------------|--------------|--------------|--------|------------------------|---------------|---------------------------------|--------------|
| MACHIAS WIR CO   | 0090910         | WASHINGTON   | NaF          | ADJ    | 04/66                  | 1692          |                                 | 1.2          |
| TOTAL POPULATION SERVED BY SOURCE WATER SYSTEM - - - - - |                 |              |              |        |                        | 1692          |                                 |              |
| MADAWASKA WIR DIST                                       | 0090920         | AROOSTOOK    | Acid         | ADJ    | 04/60                  | 3868          |                                 | 1.2          |
| TOTAL POPULATION SERVED BY SOURCE WATER SYSTEM - - - - - |                 |              |              |        |                        | 3868          |                                 |              |
| MAPLETON ELEM SCHOOL                                     |                 | AROOSTOOK    | NaF          | ADJ    |                        | 250           |                                 | 5.4          |
| TOTAL POPULATION SERVED BY SOURCE WATER SYSTEM - - - - - |                 |              |              |        |                        | 250           |                                 |              |
| MARS HILL - BLAINE WC                                    | 0090940         | AROOSTOOK    | Acid         | ADJ    | 11/71                  | 1956          |                                 | 1.2          |
| TOTAL POPULATION SERVED BY SOURCE WATER SYSTEM - - - - - |                 |              |              |        |                        | 1956          |                                 |              |
| MECHANIC FALLS WIR CO                                    | 0090960         | ANDROSCOGGIN | Acid         | ADJ    | 10/71                  | 1976          |                                 | 1.2          |
| TOTAL POPULATION SERVED BY SOURCE WATER SYSTEM - - - - - |                 |              |              |        |                        | 1976          |                                 |              |
| MEXICO WIR DIST  | 0090970         | OXFORD       | NaF          | ADJ    | 01/67                  | 4912          |                                 | 1.2          |
| TOTAL POPULATION SERVED BY SOURCE WATER SYSTEM - - - - - |                 |              |              |        |                        | 4912          |                                 |              |
| MILLINOCKET WIR DIST                                     | 0090900         | PENOBSCOT    | Acid         | ADJ    | 07/60                  | 7788          |                                 | 1.2          |
| TOTAL POPULATION SERVED BY SOURCE WATER SYSTEM - - - - - |                 |              |              |        |                        | 7788          |                                 |              |
| NEWPORT WIR CO   | 0091100         | PENOBSCOT    | NaF          | ADJ    | 03/72                  | 1888          |                                 | 1.2          |
| TOTAL POPULATION SERVED BY SOURCE WATER SYSTEM - - - - - |                 |              |              |        |                        | 1888          |                                 |              |
| NORTHEAST HARBOR WC                                      | 0091140         | HANCOCK      | NaF          | ADJ    | /62                    | 1800          |                                 | 1.2          |
| TOTAL POPULATION SERVED BY SOURCE WATER SYSTEM - - - - - |                 |              |              |        |                        | 1800          |                                 |              |
| NORWAY WD  | 0091180         | OXFORD       | NaF          | ADJ    | /52                    | 2700          |                                 | 1.2          |
| TOTAL POPULATION SERVED BY SOURCE WATER SYSTEM - - - - - |                 |              |              |        |                        | 2700          |                                 |              |
| OLDTOWN WIR DIST   | 0091200         | PENOBSCOT    | Acid         | ADJ    | 01/63                  | 10020         |                                 | 1.2          |
| TOTAL POPULATION SERVED BY SOURCE WATER SYSTEM - - - - - |                 |              |              |        |                        | 10020         |                                 |              |
| PHIPPSBURG ELEM SCHOOL                                   |                 | SAGADAHOC    | NaF          | ADJ    |                        | 218           |                                 | 5.4          |
| TOTAL POPULATION SERVED BY SOURCE WATER SYSTEM - - - - - |                 |              |              |        |                        | 218           |                                 |              |



POPULATION SERVED FLUORIDATED DRINKING WATER BY SOURCE SYSTEM,  
CONSECUTIVE SYSTEM, AND COUNTY WITHIN STATE (AS OF 12/31/85)

**MAINE**

| WATER SYSTEM and<br>CONSECUTIVE SYSTEMS SERVED           | EPA<br>ID<br>NO | COUNTY       | CHEM<br>USED | STATUS | FLUOR<br>START<br>DATE | POP<br>SERVED | NATURAL SYSTEMS<br>NAT<br>LEVEL | OPT<br>LEVEL |
|--|-----------------|--------------|--------------|--------|------------------------|---------------|---------------------------------|--------------|
| PINELAND CENTER  | 0091270         | CUMBERLAND   | Acid         | ADJ    | /67                    | 550           |                                 | 1.2          |
| TOTAL POPULATION SERVED BY SOURCE WATER SYSTEM - - - - - |                 |              |              |        |                        | 550           |                                 |              |
| PITTSFIELD WTR WKS                                       | 0091280         | SOMERSET     | NaF          | ADJ    | 01/65                  | 3568          |                                 | 1.2          |
| TOTAL POPULATION SERVED BY SOURCE WATER SYSTEM - - - - - |                 |              |              |        |                        | 3568          |                                 |              |
| PRESQUE ISLE WTR DIST                                    | 0091310         | AROOSTOOK    | Acid         | ADJ    | 06/60                  | 7120          |                                 | 1.2          |
| TOTAL POPULATION SERVED BY SOURCE WATER SYSTEM - - - - - |                 |              |              |        |                        | 7120          |                                 |              |
| RUMFORD WTR DIST   | 0091380         | OXFORD       | NaF          | ADJ    | 11/59                  | 7500          |                                 | 1.2          |
| TOTAL POPULATION SERVED BY SOURCE WATER SYSTEM - - - - - |                 |              |              |        |                        | 7500          |                                 |              |
| SANFORD WTR DIST   | 0091410         | YORK         | Acid         | ADJ    | 02/72                  | 17500         |                                 | 1.2          |
| TOTAL POPULATION SERVED BY SOURCE WATER SYSTEM - - - - - |                 |              |              |        |                        | 17500         |                                 |              |
| SEAL HARBOR WTR CO                                       | 0091420         | HANCOCK      | Acid         | ADJ    | /62                    | 1036          |                                 | 1.2          |
| TOTAL POPULATION SERVED BY SOURCE WATER SYSTEM - - - - - |                 |              |              |        |                        | 1036          |                                 |              |
| SKOWHEGAN WTR CO   | 0091450         | SOMERSET     | Acid         | ADJ    | 02/73                  | 6368          |                                 | 1.2          |
| TOTAL POPULATION SERVED BY SOURCE WATER SYSTEM - - - - - |                 |              |              |        |                        | 6368          |                                 |              |
| SOUTHWEST HARBOR WD                                      | 0091490         | HANCOCK      | NaF          | ADJ    | 01/59                  | 2364          |                                 | 1.2          |
| TOTAL POPULATION SERVED BY SOURCE WATER SYSTEM - - - - - |                 |              |              |        |                        | 2364          |                                 |              |
| TURNER ELEM SCHOOL                                       |                 | ANDROSCOGGIN | NaF          | ADJ    | /76                    | 393           |                                 | 5.4          |
| TOTAL POPULATION SERVED BY SOURCE WATER SYSTEM - - - - - |                 |              |              |        |                        | 393           |                                 |              |
| VAN BUREN WTR DIST                                       | 0091540         | AROOSTOOK    | Acid         | ADJ    | 01/67                  | 3528          |                                 | 1.2          |
| TOTAL POPULATION SERVED BY SOURCE WATER SYSTEM - - - - - |                 |              |              |        |                        | 3528          |                                 |              |
| W HARPSWELL ELEM SCHOOL                                  |                 | CUMBERLAND   | NaF          | ADJ    |                        | 103           |                                 | 5.4          |
| TOTAL POPULATION SERVED BY SOURCE WATER SYSTEM - - - - - |                 |              |              |        |                        | 103           |                                 |              |
| WASHBURN WTR DIST  | 0091570         | AROOSTOOK    | Acid         | ADJ    | 10/61                  | 1080          |                                 | 1.2          |
| TOTAL POPULATION SERVED BY SOURCE WATER SYSTEM - - - - - |                 |              |              |        |                        | 1080          |                                 |              |

POPULATION SERVED FLUORIDATED DRINKING WATER BY SOURCE SYSTEM,  
 CONSECUTIVE SYSTEM, AND COUNTY WITHIN STATE (AS OF 12/31/85)

**MAINE**

| WATER SYSTEM and<br>CONSECUTIVE SYSTEMS SERVED           | EPA<br>ID<br>NO | COUNTY   | CHEM<br>USED | STATUS | FLUOR<br>START<br>DATE | POP<br>SERVED | NATURAL<br>NAT<br>LEVEL | SYSTEMS<br>OPT<br>LEVEL |
|--|-----------------|----------|--------------|--------|------------------------|---------------|-------------------------|-------------------------|
| WINTERPORT WIR DIST                                      | 0091640         | WALDO    | Acid         | ADJ    | 02/73                  | 1012          |                         | 1.2                     |
| TOTAL POPULATION SERVED BY SOURCE WATER SYSTEM - - - - - |                 |          |              |        |                        | 1012          |                         |                         |
| WINTHROP WIR DIST  | 0091650         | KENNEBEC | Acid         | ADJ    | 02/72                  | 2720          |                         | 1.2                     |
| TOTAL POPULATION SERVED BY SOURCE WATER SYSTEM - - - - - |                 |          |              |        |                        | 2720          |                         |                         |

POPULATION SERVED FLUORIDATED DRINKING WATER BY SOURCE SYSTEM,  
CONSECUTIVE SYSTEM, AND COUNTY WITHIN STATE (AS OF 12/31/85)

## MARYLAND

| WATER SYSTEM and<br>CONSECUTIVE SYSTEMS SERVED           | EPA<br>ID<br>NO | COUNTY          | CHEM<br>USED | STATUS | FLUOR<br>START<br>DATE | POP<br>SERVED | NATURAL SYSTEMS |              |
|--|-----------------|-----------------|--------------|--------|------------------------|---------------|-----------------|--------------|
|  |                 |                 |              |        |                        |               | NAT<br>LEVEL    | OPT<br>LEVEL |
| ABERDEEN   | 0120001         | HARFORD         |              | ADJ    | /53                    | 12375         |                 | 1.0          |
| TOTAL POPULATION SERVED BY SOURCE WATER SYSTEM - - - - - |                 |                 |              |        |                        | 12375         |                 |              |
| ABERDEEN PROVING GROUNDS                                 | 0120002         | HARFORD         |              | ADJ    | /63                    | 11000         |                 | 1.0          |
| TOTAL POPULATION SERVED BY SOURCE WATER SYSTEM - - - - - |                 |                 |              |        |                        | 11000         |                 |              |
| ACCIDENT   | 0110001         | GARRETT         |              | ADJ    | /75                    | 350           |                 | 1.0          |
| TOTAL POPULATION SERVED BY SOURCE WATER SYSTEM - - - - - |                 |                 |              |        |                        | 350           |                 |              |
| AMBERLY  | 0020049         | ANNE ARUNDEL    | Acid         | ADJ    | /64                    | 1000          |                 | 1.0          |
| TOTAL POPULATION SERVED BY SOURCE WATER SYSTEM - - - - - |                 |                 |              |        |                        | 1000          |                 |              |
| ANNAPOLIS  | 0020001         | ANNE ARUNDEL    | Acid         | ADJ    | 08/54                  | 40000         |                 | 1.0          |
| TOTAL POPULATION SERVED BY SOURCE WATER SYSTEM - - - - - |                 |                 |              |        |                        | 40000         |                 |              |
| ANNAPOLIS LANDING  |                 | ANNE ARUNDEL    |              | ADJ    |                        | 100           |                 | 1.0          |
| TOTAL POPULATION SERVED BY SOURCE WATER SYSTEM - - - - - |                 |                 |              |        |                        | 100           |                 |              |
| ARNOLD   | 0020041         | ANNE ARUNDEL    | Acid         | ADJ    | /64                    | 95000         |                 | 1.0          |
| TOTAL POPULATION SERVED BY SOURCE WATER SYSTEM - - - - - |                 |                 |              |        |                        | 95000         |                 |              |
| BALTIMORE CITY WS  | 0300002         | BALTIMORE       | Acid         | ADJ    | 11/52                  | 1100000       |                 | 1.0          |
| ASHBURTON  | 0300001         | BALTIMORE       |              | CONS   |                        | 0             |                 |              |
| BALTO CO D P W   | 0030002         | BALTIMORE       |              | CONS   |                        | 100           |                 |              |
| ELKRIDGE   | 0130002         | HOWARD          |              | CONS   |                        | 100           |                 |              |
| ELLCOTT CITY-COLUMBIA                                    | 0130003         | HOWARD          |              | CONS   |                        | 46000         |                 |              |
| HAMMONDS LN  | 0020038         | ANNE ARUNDEL    |              | CONS   |                        | 99            |                 |              |
| MONTEBELLO-2   | 0300003         | BALTIMORE       |              | CONS   |                        | 0             |                 |              |
| SAVAGE   | 0130004         | HARFORD         |              | CONS   |                        | 100           |                 |              |
| TOTAL POPULATION SERVED BY SOURCE WATER SYSTEM - - - - - |                 |                 |              |        |                        | 1146399       |                 |              |
| BEL AIR-BOWIE  | 0160002         | PRINCE GEORGE'S |              | ADJ    | /63                    | 32000         |                 | 1.0          |
| TOTAL POPULATION SERVED BY SOURCE WATER SYSTEM - - - - - |                 |                 |              |        |                        | 32000         |                 |              |
| BEL AIR-MDWW   | 0120003         | HARFORD         | Acid         | ADJ    | /52                    | 12000         |                 | 1.0          |
| TOTAL POPULATION SERVED BY SOURCE WATER SYSTEM - - - - - |                 |                 |              |        |                        | 12000         |                 |              |

POPULATION SERVED FLUORIDATED DRINKING WATER BY SOURCE SYSTEM,  
CONSECUTIVE SYSTEM, AND COUNTY WITHIN STATE (AS OF 12/31/85)

**MARYLAND**

| WATER SYSTEM and<br>CONSECUTIVE SYSTEMS SERVED | EPA<br>ID<br>NO | COUNTY       | CHEM<br>USED | STATUS | FLUOR<br>START<br>DATE | POP<br>SERVED | NATURAL SYSTEMS<br>NAT OPT<br>LEVEL LEVEL |
|--|-----------------|--------------|--------------|--------|------------------------|---------------|---|
| BEL ALTON                                      | 0080005         | CHARLES      |              |        | NATL                   | 175           | 1.4                                       |
| TOTAL POPULATION SERVED BY SOURCE WATER SYSTEM |                 |              |              |        |                        | 175           |   |
| BROADCREEK                                     | 0020004         | ANNE ARUNDEL | Acid         | ADJ    | /64                    | 600           | 1.0                                       |
| TOTAL POPULATION SERVED BY SOURCE WATER SYSTEM |                 |              |              |        |                        | 600           |   |
| BROADFORD                                      | 0110009         | GARRETT      | Acid         | ADJ    | /76                    | 1440          | 1.0                                       |
| TOTAL POPULATION SERVED BY SOURCE WATER SYSTEM |                 |              |              |        |                        | 1440          |   |
| CAMBRIDGE                                      | 0090002         | DORCHESTER   |              |        | NATL                   | 15000         | 0.0                                       |
| TOTAL POPULATION SERVED BY SOURCE WATER SYSTEM |                 |              |              |        |                        | 15000         |   |
| CAROLINE ACRES TP                              | 0050204         | CAROLINE     |              |        | NATL                   | 246           | 0.0                                       |
| TOTAL POPULATION SERVED BY SOURCE WATER SYSTEM |                 |              |              |        |                        | 246           |   |
| CEDARS TRAILER PARK                            | 0050205         | CAROLINE     |              |        | NATL                   | 33            | 0.0                                       |
| TOTAL POPULATION SERVED BY SOURCE WATER SYSTEM |                 |              |              |        |                        | 33            |   |
| CHARLES UTIL CO                                | 0080033         | CHARLES      |              |        | NATL                   | 1112          | 0.0                                       |
| TOTAL POPULATION SERVED BY SOURCE WATER SYSTEM |                 |              |              |        |                        | 1112          |   |
| CHESTERTOWN UTIL COMM                          | 0140002         | KENT         | Acid         | ADJ    | 01/64                  | 4000          | 1.0                                       |
| TOTAL POPULATION SERVED BY SOURCE WATER SYSTEM |                 |              |              |        |                        | 4000          |   |
| CRAIN HIGHWAY                                  | 0020052         | ANNE ARUNDEL | Acid         | ADJ    |                        | 4500          | 1.0                                       |
| TOTAL POPULATION SERVED BY SOURCE WATER SYSTEM |                 |              |              |        |                        | 4500          |   |
| CRISFIELD                                      | 0190001         | SOMERSET     |              |        | NATL                   | 4578          | 0.0                                       |
| TOTAL POPULATION SERVED BY SOURCE WATER SYSTEM |                 |              |              |        |                        | 4578          |   |
| CROFTON MEADOWS                                | 0020008         | ANNE ARUNDEL | Acid         | ADJ    |                        | 9188          | 1.0                                       |
| TOTAL POPULATION SERVED BY SOURCE WATER SYSTEM |                 |              |              |        |                        | 9188          |   |
| DAVID TAYLOR NAVAL STATION                     | 0020048         | ANNE ARUNDEL | NaF          | ADJ    | /54                    | 1200          | 1.0                                       |
| TOTAL POPULATION SERVED BY SOURCE WATER SYSTEM |                 |              |              |        |                        | 1200          |   |

POPULATION SERVED FLUORIDATED DRINKING WATER BY SOURCE SYSTEM,  
 CONSECUTIVE SYSTEM, AND COUNTY WITHIN STATE (AS OF 12/31/85)

**MARYLAND**

| WATER SYSTEM and<br>CONSECUTIVE SYSTEMS SERVED           | EPA<br>ID<br>NO | COUNTY       | CHEM<br>USED | STATUS | FLUOR<br>START<br>DATE | POP<br>SERVED | NATURAL SYSTEMS<br>NAT<br>LEVEL | OPT<br>LEVEL |
|--|-----------------|--------------|--------------|--------|------------------------|---------------|---------------------------------|--------------|
| DAWKINS-HARMAN   | 0050007         | CAROLINE     |              | NATL   |                        | 60            | 0.0                             |              |
| TOTAL POPULATION SERVED BY SOURCE WATER SYSTEM - - - - - |                 |              |              |        |                        | 60            |                                 |              |
| DENTON   | 0050001         | CAROLINE     |              | NATL   |                        | 2500          | 0.0                             |              |
| TOTAL POPULATION SERVED BY SOURCE WATER SYSTEM - - - - - |                 |              |              |        |                        | 2500          |                                 |              |
| DORSEY RD  | 0020016         | ANNE ARUNDEL | Acid         | ADJ    | /64                    | 60000         |                                 | 1.0          |
| TOTAL POPULATION SERVED BY SOURCE WATER SYSTEM - - - - - |                 |              |              |        |                        | 60000         |                                 |              |
| DU MAR ESTATES   | 0080010         | CHARLES      |              | NATL   |                        | 176           | 0.9                             |              |
| TOTAL POPULATION SERVED BY SOURCE WATER SYSTEM - - - - - |                 |              |              |        |                        | 176           |                                 |              |
| EAST NEW MARKET  | 0090004         | DORCHESTER   |              | NATL   |                        | 400           | 0.0                             |              |
| TOTAL POPULATION SERVED BY SOURCE WATER SYSTEM - - - - - |                 |              |              |        |                        | 400           |                                 |              |
| EASTON UTILITIES   | 0200003         | TALBOT       |              | NATL   |                        | 7800          | 0.0                             |              |
| TOTAL POPULATION SERVED BY SOURCE WATER SYSTEM - - - - - |                 |              |              |        |                        | 7800          |                                 |              |
| EDGEWOOD ARSENAL   | 0120010         | HARFORD      |              | ADJ    |                        | 5000          |                                 | 1.0          |
| TOTAL POPULATION SERVED BY SOURCE WATER SYSTEM - - - - - |                 |              |              |        |                        | 5000          |                                 |              |
| ELLENWOOD ESTATES  | 0080057         | CHARLES      |              | NATL   |                        | 215           | 0.0                             |              |
| TOTAL POPULATION SERVED BY SOURCE WATER SYSTEM - - - - - |                 |              |              |        |                        | 215           |                                 |              |
| ELVATON ROAD   | 0020055         | ANNE ARUNDEL | Acid         | ADJ    |                        | 4500          |                                 | 1.0          |
| TOTAL POPULATION SERVED BY SOURCE WATER SYSTEM - - - - - |                 |              |              |        |                        | 4500          |                                 |              |
| EUTAW FOREST   | 0080059         | CHARLES      |              | NATL   |                        | 250           | 1.5                             |              |
| TOTAL POPULATION SERVED BY SOURCE WATER SYSTEM - - - - - |                 |              |              |        |                        | 250           |                                 |              |
| FORD HEIGHTS-POMONKEY                                    | 0080012         | CHARLES      |              | NATL   |                        | 96            | 1.0                             |              |
| TOTAL POPULATION SERVED BY SOURCE WATER SYSTEM - - - - - |                 |              |              |        |                        | 96            |                                 |              |
| FOREST PARK-TRIMAC                                       | 0080013         | CHARLES      |              | NATL   |                        | 0             | 1.0                             |              |
| TOTAL POPULATION SERVED BY SOURCE WATER SYSTEM - - - - - |                 |              |              |        |                        | 0             |                                 |              |

POPULATION SERVED FLUORIDATED DRINKING WATER BY SOURCE SYSTEM,  
CONSECUTIVE SYSTEM, AND COUNTY WITHIN STATE (AS OF 12/31/85)

## MARYLAND

| WATER SYSTEM and<br>CONSECUTIVE SYSTEMS SERVED           | EPA<br>ID<br>NO | COUNTY       | CHEM<br>USED | STATUS | FLUOR<br>START<br>DATE | POP<br>SERVED | NATURAL SYSTEMS<br>NAT<br>LEVEL | OPT<br>LEVEL |
|--|-----------------|--------------|--------------|--------|------------------------|---------------|---------------------------------|--------------|
| FORT MEADE   | 0020012         | ANNE ARUNDEL | NaSiF6       | ADJ    | 11/61                  | 40000         |                                 | 1.0          |
| TOTAL POPULATION SERVED BY SOURCE WATER SYSTEM - - - - - |                 |              |              |        |                        | 40000         |                                 |              |
| FREDERICK-FISHING CREEK RESERV                           |                 | FREDERICK    |              | ADJ    | /61                    | 13500         |                                 | 1.0          |
| TOTAL POPULATION SERVED BY SOURCE WATER SYSTEM - - - - - |                 |              |              |        |                        | 13500         |                                 |              |
| FREDERICK-FRANCIS SCOTT KEY                              | 0100028         | FREDERICK    | Acid         | ADJ    |                        | 1400          |                                 | 1.0          |
| TOTAL POPULATION SERVED BY SOURCE WATER SYSTEM - - - - - |                 |              |              |        |                        | 1400          |                                 |              |
| FREDERICK-MONACACY                                       | 0100015         | FREDERICK    | Acid         | ADJ    | /61                    | 28000         |                                 | 1.0          |
| TOTAL POPULATION SERVED BY SOURCE WATER SYSTEM - - - - - |                 |              |              |        |                        | 28000         |                                 |              |
| FREEDOM DISTRICT   | 0060002         | CARROLL      | Acid         | ADJ    |                        | 16000         |                                 | 1.0          |
| TOTAL POPULATION SERVED BY SOURCE WATER SYSTEM - - - - - |                 |              |              |        |                        | 16000         |                                 |              |
| FRUITLAND  | 0220008         | WICOMICO     |              | ADJ    |                        | 750           |                                 | 1.0          |
| TOTAL POPULATION SERVED BY SOURCE WATER SYSTEM - - - - - |                 |              |              |        |                        | 750           |                                 |              |
| FT DETRICK   | 0100011         | FREDERICK    |              | ADJ    |                        | 2000          |                                 | 1.0          |
| TOTAL POPULATION SERVED BY SOURCE WATER SYSTEM - - - - - |                 |              |              |        |                        | 2000          |                                 |              |
| FT RITCHIE   | 0210007         | WASHINGTON   |              | ADJ    |                        | 2400          |                                 | 1.0          |
| TOTAL POPULATION SERVED BY SOURCE WATER SYSTEM - - - - - |                 |              |              |        |                        | 2400          |                                 |              |
| GIBSON ISLAND  | 0020013         | ANNE ARUNDEL | Acid         | ADJ    | 01/64                  | 732           |                                 | 1.0          |
| TOTAL POPULATION SERVED BY SOURCE WATER SYSTEM - - - - - |                 |              |              |        |                        | 732           |                                 |              |
| GLENDAL  | 0020056         | ANNE ARUNDEL |              | ADJ    |                        | 4500          |                                 | 1.0          |
| TOTAL POPULATION SERVED BY SOURCE WATER SYSTEM - - - - - |                 |              |              |        |                        | 4500          |                                 |              |
| GREEN MEADOWS  | 0080017         | CHARLES      |              | NATL   |                        | 140           | 0.7                             |              |
| TOTAL POPULATION SERVED BY SOURCE WATER SYSTEM - - - - - |                 |              |              |        |                        | 140           |                                 |              |
| GREENSBORO   | 0050003         | CAROLINE     |              | NATL   |                        | 1200          | 0.0                             |              |
| TOTAL POPULATION SERVED BY SOURCE WATER SYSTEM - - - - - |                 |              |              |        |                        | 1200          |                                 |              |

POPULATION SERVED FLUORIDATED DRINKING WATER BY SOURCE SYSTEM,  
CONSECUTIVE SYSTEM, AND COUNTY WITHIN STATE (AS OF 12/31/85)

## MARYLAND

| WATER SYSTEM and<br>CONSECUTIVE SYSTEMS SERVED           | EPA<br>ID<br>NO | COUNTY       | CHEM<br>USED | STATUS | FLUOR<br>START<br>DATE | POP<br>SERVED | NATURAL SYSTEMS |              |
|--|-----------------|--------------|--------------|--------|------------------------|---------------|-----------------|--------------|
|  |                 |              |              |        |                        |               | NAT<br>LEVEL    | OPT<br>LEVEL |
| HAGERSTOWN-WILLSON                                       | 0210010         | WASHINGTON   | NaSiF6       | ADJ    | /52                    | 70000         |                 | 1.0          |
| HAGERSTOWN-SMITHSBURG                                    | 0210019         | WASHINGTON   |              | CONS   |                        | 2000          |                 |              |
| TOTAL POPULATION SERVED BY SOURCE WATER SYSTEM - - - - - |                 |              |              |        |                        | 72000         |                 |              |
| HANCOCK  | 0210012         | WASHINGTON   | NaSiF6       | ADJ    | /74                    | 1800          |                 | 1.0          |
| TOTAL POPULATION SERVED BY SOURCE WATER SYSTEM - - - - - |                 |              |              |        |                        | 1800          |                 |              |
| HARFORD CO DEPT PUB WORKS                                |                 | HARFORD      |              | ADJ    | /68                    | 40000         |                 | 1.0          |
| TOTAL POPULATION SERVED BY SOURCE WATER SYSTEM - - - - - |                 |              |              |        |                        | 40000         |                 |              |
| HARUNDALE  | 0020015         | ANNE ARUNDEL | Acid         | ADJ    |                        | 20720         |                 | 1.0          |
| TOTAL POPULATION SERVED BY SOURCE WATER SYSTEM - - - - - |                 |              |              |        |                        | 20720         |                 |              |
| HAVRE DE GRACE   | 0120012         | HARFORD      | NaSiF6       | ADJ    | /74                    | 10000         |                 | 1.0          |
| TOTAL POPULATION SERVED BY SOURCE WATER SYSTEM - - - - - |                 |              |              |        |                        | 10000         |                 |              |
| HAWTHORNE  | 0080018         | CHARLES      |              | NATL   |                        | 84            | 1.3             |              |
| TOTAL POPULATION SERVED BY SOURCE WATER SYSTEM - - - - - |                 |              |              |        |                        | 84            |                 |              |
| HERALD HARBOR  | 0020044         | ANNE ARUNDEL | Acid         | ADJ    | /64                    | 2000          |                 | 1.0          |
| TOTAL POPULATION SERVED BY SOURCE WATER SYSTEM - - - - - |                 |              |              |        |                        | 2000          |                 |              |
| INDIAN HEAD  | 0080020         | CHARLES      |              | NATL   |                        | 1500          | 0.0             |              |
| TOTAL POPULATION SERVED BY SOURCE WATER SYSTEM - - - - - |                 |              |              |        |                        | 1500          |                 |              |
| INMAN UTIL CO  | 0080022         | CHARLES      |              | NATL   |                        | 132           | 0.0             |              |
| TOTAL POPULATION SERVED BY SOURCE WATER SYSTEM - - - - - |                 |              |              |        |                        | 132           |                 |              |
| JENKINS LANE   | 0080023         | CHARLES      |              | NATL   |                        | 172           | 0.7             |              |
| TOTAL POPULATION SERVED BY SOURCE WATER SYSTEM - - - - - |                 |              |              |        |                        | 172           |                 |              |
| JOPPATOWNE   | 0120013         | HARFORD      |              | ADJ    | 01/62                  | 1250          |                 | 1.0          |
| TOTAL POPULATION SERVED BY SOURCE WATER SYSTEM - - - - - |                 |              |              |        |                        | 1250          |                 |              |
| KINGS HEIGHTS  | 0020018         | ANNE ARUNDEL | Acid         | ADJ    | /64                    | 10884         |                 | 1.0          |
| TOTAL POPULATION SERVED BY SOURCE WATER SYSTEM - - - - - |                 |              |              |        |                        | 10884         |                 |              |

POPULATION SERVED FLUORIDATED DRINKING WATER BY SOURCE SYSTEM,  
CONSECUTIVE SYSTEM, AND COUNTY WITHIN STATE (AS OF 12/31/85)

# MARYLAND

| WATER SYSTEM and<br>CONSECUTIVE SYSTEMS SERVED           | EPA<br>ID<br>NO | COUNTY       | CHEM<br>USED | STATUS | FLUOR<br>START<br>DATE | POP<br>SERVED | NATURAL SYSTEMS<br>NAT OPT<br>LEVEL LEVEL |
|--|-----------------|--------------|--------------|--------|------------------------|---------------|---|
| LA PLATA   | 0080025         | CHARLES      |              | NATL   |                        | 1700          | 0.0                                       |
| TOTAL POPULATION SERVED BY SOURCE WATER SYSTEM - - - - - |                 |              |              |        |                        | 1700          |   |
| LAUREL BRANCH  | 0080060         | CHARLES      |              | NATL   |                        | 250           | 1.3                                       |
| TOTAL POPULATION SERVED BY SOURCE WATER SYSTEM - - - - - |                 |              |              |        |                        | 250           |   |
| LAUREL DRIVE   | 0080026         | CHARLES      |              | NATL   |                        | 48            | 0.8                                       |
| TOTAL POPULATION SERVED BY SOURCE WATER SYSTEM - - - - - |                 |              |              |        |                        | 48            |   |
| LEXINGTON PARK-ESSEX                                     | 0180007         | ST MARY'S    | NaF          | ADJ    | /76                    | 10000         | 1.0                                       |
| LEXINGTON PARK-BANK SQUARE                               | 0180027         | ST MARY'S    |              | CONS   |                        | 15000         |   |
| LEXINGTON PARK-PEGG'S ROAD                               | 0180028         | ST MARY'S    |              | CONS   |                        | 0             |   |
| LEXINGTON PARK-WILLOW RUN                                | 0180025         | ST MARY'S    |              | CONS   |                        | 0             |   |
| LEXINGTON PARK-COLONY SQUARE                             | 0180026         | ST MARY'S    |              | CONS   |                        | 0             |   |
| TOTAL POPULATION SERVED BY SOURCE WATER SYSTEM - - - - - |                 |              |              |        |                        | 25000         |   |
| MARSH CREEK TP-EASTON                                    | 0050028         | CAROLINE     |              | NATL   |                        | 45            | 0.0                                       |
| TOTAL POPULATION SERVED BY SOURCE WATER SYSTEM - - - - - |                 |              |              |        |                        | 45            |   |
| MARYLAND CITY-RT 198                                     | 0020059         | ANNE ARUNDEL |              | ADJ    |                        | 0             | 1.0                                       |
| TOTAL POPULATION SERVED BY SOURCE WATER SYSTEM - - - - - |                 |              |              |        |                        | 0             |   |
| MARYLAND CITY-YELLOW SPRING                              | 0020021         | ANNE ARUNDEL | Acid         | ADJ    | 01/64                  | 4404          | 1.0                                       |
| TOTAL POPULATION SERVED BY SOURCE WATER SYSTEM - - - - - |                 |              |              |        |                        | 4404          |   |
| MEADE VILLAGE  | 0020023         | ANNE ARUNDEL | Acid         | ADJ    | /64                    | 200           | 1.0                                       |
| TOTAL POPULATION SERVED BY SOURCE WATER SYSTEM - - - - - |                 |              |              |        |                        | 200           |   |
| MT AIRY  | 0060007         | CARROLL      | NaF          | ADJ    |                        | 1500          | 1.0                                       |
| TOTAL POPULATION SERVED BY SOURCE WATER SYSTEM - - - - - |                 |              |              |        |                        | 1500          |   |
| MT CARMEL WOODS  | 0080030         | CHARLES      |              | NATL   |                        | 0             | 0.9                                       |
| TOTAL POPULATION SERVED BY SOURCE WATER SYSTEM - - - - - |                 |              |              |        |                        | 0             |   |
| NAVAL ELECTRONICS SYSTEMS                                | 0180024         | ST. MARY'S   |              | NATL   |                        | 27            | 1.2                                       |
| TOTAL POPULATION SERVED BY SOURCE WATER SYSTEM - - - - - |                 |              |              |        |                        | 27            |   |



POPULATION SERVED FLUORIDATED DRINKING WATER BY SOURCE SYSTEM,  
CONSECUTIVE SYSTEM, AND COUNTY WITHIN STATE (AS OF 12/31/85)

**MARYLAND**

| WATER SYSTEM and<br>CONSECUTIVE SYSTEMS SERVED           | EPA<br>ID<br>NO | COUNTY          | CHEM<br>USED | STATUS | FLUOR<br>START<br>DATE | POP<br>SERVED | NATURAL SYSTEMS |              |
|--|-----------------|-----------------|--------------|--------|------------------------|---------------|-----------------|--------------|
|  |                 |                 |              |        |                        |               | NAT<br>LEVEL    | OPT<br>LEVEL |
| NAVAL ORDINANCE STATION                                  | 0080058         | CHARLES         |              | NATL   |                        | 0             | 0.8             |              |
| TOTAL POPULATION SERVED BY SOURCE WATER SYSTEM - - - - - |                 |                 |              |        |                        | 0             |                 |              |
| NAVAL TECH TRAINING DETACHMENT                           | 0020042         | CECIL           | NaSiF6       | ADJ    |                        | 8000          |                 | 1.0          |
| TOTAL POPULATION SERVED BY SOURCE WATER SYSTEM - - - - - |                 |                 |              |        |                        | 8000          |                 |              |
| NEW WINDSOR  | 0060008         | CARROLL         | Acid         | ADJ    | 01/68                  | 750           |                 | 1.0          |
| TOTAL POPULATION SERVED BY SOURCE WATER SYSTEM - - - - - |                 |                 |              |        |                        | 750           |                 |              |
| NEWTOWN VILLAGE  | 0080032         | CHARLES         |              | NATL   |                        | 0             | 1.6             |              |
| TOTAL POPULATION SERVED BY SOURCE WATER SYSTEM - - - - - |                 |                 |              |        |                        | 0             |                 |              |
| OAKWOOD  | 0080055         | CHARLES         |              | NATL   |                        | 0             | 0.7             |              |
| TOTAL POPULATION SERVED BY SOURCE WATER SYSTEM - - - - - |                 |                 |              |        |                        | 0             |                 |              |
| OXFORD UTILITIES   | 0200005         | TALBOT          |              | NATL   |                        | 850           | 0.0             |              |
| TOTAL POPULATION SERVED BY SOURCE WATER SYSTEM - - - - - |                 |                 |              |        |                        | 850           |                 |              |
| PARKWAY  | 0080035         | CHARLES         |              | NATL   |                        | 0             | 1.2             |              |
| TOTAL POPULATION SERVED BY SOURCE WATER SYSTEM - - - - - |                 |                 |              |        |                        | 0             |                 |              |
| PATUXENT-NAVAL STATION                                   | 0180022         | ST. MARY'S      | NaSiF6       | ADJ    | /55                    | 4000          |                 | 1.0          |
| TOTAL POPULATION SERVED BY SOURCE WATER SYSTEM - - - - - |                 |                 |              |        |                        | 4000          |                 |              |
| PATUXENT-WSSC  | 0160014         | PRINCE GEORGE'S | Acid         | ADJ    | 12/51                  | 482000        |                 | 1.0          |
| POTOMAC-WSSC   | 0150005         | MONTGOMERY      |              | CONS   |                        | 723000        |                 |              |
| TOTAL POPULATION SERVED BY SOURCE WATER SYSTEM - - - - - |                 |                 |              |        |                        | 1205000       |                 |              |
| PERRY POINT HOSPITAL                                     | 0070017         | HARFORD         | Acid         | ADJ    |                        | 3000          |                 | 1.0          |
| TOTAL POPULATION SERVED BY SOURCE WATER SYSTEM - - - - - |                 |                 |              |        |                        | 3000          |                 |              |
| PERRYMAN   | 0120016         | HARFORD         | Acid         | ADJ    |                        | 35000         |                 | 1.0          |
| TOTAL POPULATION SERVED BY SOURCE WATER SYSTEM - - - - - |                 |                 |              |        |                        | 35000         |                 |              |
| PHILLIP DRIVE  | 0020017         | ANNE ARUNDEL    | Acid         | ADJ    |                        | 4500          |                 | 1.0          |
| TOTAL POPULATION SERVED BY SOURCE WATER SYSTEM - - - - - |                 |                 |              |        |                        | 4500          |                 |              |

POPULATION SERVED FLUORIDATED DRINKING WATER BY SOURCE SYSTEM,  
CONSECUTIVE SYSTEM, AND COUNTY WITHIN STATE (AS OF 12/31/85)

# MARYLAND

| WATER SYSTEM and<br>CONSECUTIVE SYSTEMS SERVED           | EPA<br>ID<br>NO | COUNTY       | CHEM<br>USED | STATUS | FLUOR<br>START<br>DATE | POP<br>SERVED | NATURAL SYSTEMS<br>NAT<br>LEVEL | OPT<br>LEVEL |
|--|-----------------|--------------|--------------|--------|------------------------|---------------|---------------------------------|--------------|
| PINEY PT   | 0180010         | ST MARY'S    |              |        | NATL                   | 25            | 0.0                             |              |
| TOTAL POPULATION SERVED BY SOURCE WATER SYSTEM - - - - - |                 |              |              |        |                        | 25            |                                 |              |
| POCOMOKE   | 0230006         | WORCESTER    |              |        | ADJ /73                | 3800          |                                 | 1.0          |
| TOTAL POPULATION SERVED BY SOURCE WATER SYSTEM - - - - - |                 |              |              |        |                        | 3800          |                                 |              |
| POMFRET ESTATES  | 0080037         | CHARLES      |              |        | NATL                   | 124           | 1.3                             |              |
| TOTAL POPULATION SERVED BY SOURCE WATER SYSTEM - - - - - |                 |              |              |        |                        | 124           |                                 |              |
| POTOMAC HEIGHTS  | 0080038         | CHARLES      |              |        | NATL                   | 2000          | 0.0                             |              |
| TOTAL POPULATION SERVED BY SOURCE WATER SYSTEM - - - - - |                 |              |              |        |                        | 2000          |                                 |              |
| POTOMAC UTIL INC   | 0080094         | CHARLES      |              |        | NATL                   | 396           | 0.0                             |              |
| TOTAL POPULATION SERVED BY SOURCE WATER SYSTEM - - - - - |                 |              |              |        |                        | 396           |                                 |              |
| PROSPECT BAY   | 0170009         | QUEEN ANNE'S |              |        | NATL                   | 0             | 1.2                             |              |
| TOTAL POPULATION SERVED BY SOURCE WATER SYSTEM - - - - - |                 |              |              |        |                        | 0             |                                 |              |
| PROVINCES  | 0020029         | ANNE ARUNDEL | Acid         |        | ADJ /72                | 3000          |                                 | 1.0          |
| TOTAL POPULATION SERVED BY SOURCE WATER SYSTEM - - - - - |                 |              |              |        |                        | 3000          |                                 |              |
| QUARTERFIELD ROAD  | 0020054         | ANNE ARUNDEL | Acid         |        | ADJ                    | 4500          |                                 | 1.0          |
| TOTAL POPULATION SERVED BY SOURCE WATER SYSTEM - - - - - |                 |              |              |        |                        | 4500          |                                 |              |
| QUIET ACRES-BILLINGSLEY                                  | 0080011         | CHARLES      |              |        | NATL                   | 0             | 0.9                             |              |
| TOTAL POPULATION SERVED BY SOURCE WATER SYSTEM - - - - - |                 |              |              |        |                        | 0             |                                 |              |
| RED HILL ESTATES   | 0080040         | CHARLES      |              |        | NATL                   | 196           | 0.8                             |              |
| TOTAL POPULATION SERVED BY SOURCE WATER SYSTEM - - - - - |                 |              |              |        |                        | 196           |                                 |              |
| ROCK HALL  | 0140006         | KENT         | Acid         |        | ADJ                    | 1200          |                                 | 1.0          |
| TOTAL POPULATION SERVED BY SOURCE WATER SYSTEM - - - - - |                 |              |              |        |                        | 1200          |                                 |              |
| ROCKVILLE  | 0150003         | MONTGOMERY   | Acid         |        | ADJ 12/58              | 40000         |                                 | 1.0          |
| TOTAL POPULATION SERVED BY SOURCE WATER SYSTEM - - - - - |                 |              |              |        |                        | 40000         |                                 |              |

POPULATION SERVED FLUORIDATED DRINKING WATER BY SOURCE SYSTEM,  
CONSECUTIVE SYSTEM, AND COUNTY WITHIN STATE (AS OF 12/31/85)

# MARYLAND

| WATER SYSTEM and<br>CONSECUTIVE SYSTEMS SERVED           | EPA<br>ID<br>NO | COUNTY       | CHEM<br>USED | STATUS | FLUOR<br>START<br>DATE | POP<br>SERVED | NATURAL SYSTEMS |              |
|--|-----------------|--------------|--------------|--------|------------------------|---------------|-----------------|--------------|
|  |                 |              |              |        |                        |               | NAT<br>LEVEL    | OPT<br>LEVEL |
| RUMBLEY  | 0190014         | SOMERSET     |              |        | NATL                   | 175           | 0.0             |              |
| TOTAL POPULATION SERVED BY SOURCE WATER SYSTEM - - - - - |                 |              |              |        |                        | 175           |                 |              |
| RUMBLEY-FRENCHTOWN                                       | 0190003         | SOMERSET     |              |        | NATL                   | 50            | 5.0             |              |
| TOTAL POPULATION SERVED BY SOURCE WATER SYSTEM - - - - - |                 |              |              |        |                        | 50            |                 |              |
| SALISBURY-MAIN ST  | 0220004         | WICOMICO     | Acid         | ADJ    | 04/59                  | 10000         |                 | 1.0          |
| TOTAL POPULATION SERVED BY SOURCE WATER SYSTEM - - - - - |                 |              |              |        |                        | 10000         |                 |              |
| SALISBURY-PALEO  | 0220010         | WICOMICO     | Acid         | ADJ    |                        | 10000         |                 | 1.0          |
| TOTAL POPULATION SERVED BY SOURCE WATER SYSTEM - - - - - |                 |              |              |        |                        | 10000         |                 |              |
| SAWMILL BRANCH   | 0020014         | ANNE ARUNDEL | Acid         | ADJ    | 01/64                  | 12000         |                 | 1.0          |
| TOTAL POPULATION SERVED BY SOURCE WATER SYSTEM - - - - - |                 |              |              |        |                        | 12000         |                 |              |
| SECRETARY  | 0090007         | DORCHESTER   |              |        | NATL                   | 500           | 0.0             |              |
| TOTAL POPULATION SERVED BY SOURCE WATER SYSTEM - - - - - |                 |              |              |        |                        | 500           |                 |              |
| SEVERNDALE   | 0020034         | ANNE ARUNDEL | Acid         | ADJ    |                        | 26228         |                 | 1.0          |
| TOTAL POPULATION SERVED BY SOURCE WATER SYSTEM - - - - - |                 |              |              |        |                        | 26228         |                 |              |
| SHARPSBURG   | 0210017         | WASHINGTON   |              |        | ADJ                    | 1200          |                 | 1.0          |
| TOTAL POPULATION SERVED BY SOURCE WATER SYSTEM - - - - - |                 |              |              |        |                        | 1200          |                 |              |
| SMITH ISLAND-CAPITOL-EWELL                               | 0190005         | SOMERSET     |              |        | NATL                   | 38            | 0.0             |              |
| TOTAL POPULATION SERVED BY SOURCE WATER SYSTEM - - - - - |                 |              |              |        |                        | 38            |                 |              |
| SMITH ISLAND-EWELL                                       | 0190004         | SOMERSET     |              |        | NATL                   | 38            | 0.0             |              |
| TOTAL POPULATION SERVED BY SOURCE WATER SYSTEM - - - - - |                 |              |              |        |                        | 38            |                 |              |
| SMITH ISLAND-FIELD-EWELL                                 | 0190008         | SOMERSET     |              |        | NATL                   | 76            | 0.0             |              |
| TOTAL POPULATION SERVED BY SOURCE WATER SYSTEM - - - - - |                 |              |              |        |                        | 76            |                 |              |
| SMITH ISLAND-HILL-EWELL                                  | 0190007         | SOMERSET     |              |        | NATL                   | 100           | 0.0             |              |
| TOTAL POPULATION SERVED BY SOURCE WATER SYSTEM - - - - - |                 |              |              |        |                        | 100           |                 |              |

POPULATION SERVED FLUORIDATED DRINKING WATER BY SOURCE SYSTEM,  
 CONSECUTIVE SYSTEM, AND COUNTY WITHIN STATE (AS OF 12/31/85)

**MARYLAND**

| WATER SYSTEM and<br>CONSECUTIVE SYSTEMS SERVED | EPA<br>ID<br>NO | COUNTY       | CHEM<br>USED | STATUS | FLUOR<br>START<br>DATE | POP<br>SERVED | NATURAL SYSTEMS<br>NAT<br>LEVEL | OPT<br>LEVEL |
|--|-----------------|--------------|--------------|--------|------------------------|---------------|---------------------------------|--------------|
| SMITH ISLAND-MID TOWN-EWELL                    | 0190006         | SOMERSET     |              | NATL   |                        | 34            | 0.0                             |              |
| TOTAL POPULATION SERVED BY SOURCE WATER SYSTEM |                 |              |              |        |                        | 34            |                                 |              |
| SMITH ISLAND-RHODES POINT N                    | 0190009         | SOMERSET     |              | NATL   |                        | 100           | 0.0                             |              |
| TOTAL POPULATION SERVED BY SOURCE WATER SYSTEM |                 |              |              |        |                        | 100           |                                 |              |
| SMITH ISLAND-RHODES POINT S                    | 0190010         | SOMERSET     |              | NATL   |                        | 59            | 0.0                             |              |
| TOTAL POPULATION SERVED BY SOURCE WATER SYSTEM |                 |              |              |        |                        | 59            |                                 |              |
| SMITH ISLAND-TYLERTON                          | 0190011         | SOMERSET     |              | NATL   |                        | 165           | 0.0                             |              |
| TOTAL POPULATION SERVED BY SOURCE WATER SYSTEM |                 |              |              |        |                        | 165           |                                 |              |
| SMITHSBURG                                     | 0210018         | WASHINGTON   |              | ADJ    |                        | 1000          |                                 | 1.0          |
| TOTAL POPULATION SERVED BY SOURCE WATER SYSTEM |                 |              |              |        |                        | 1000          |                                 |              |
| SNOW HILL                                      | 0230007         | WORCESTER    |              | ADJ    | 11/58                  | 2800          |                                 | 1.0          |
| TOTAL POPULATION SERVED BY SOURCE WATER SYSTEM |                 |              |              |        |                        | 2800          |                                 |              |
| STEVENSON ROAD                                 | 0020051         | ANNE ARUNDEL | Acid         | ADJ    |                        | 4500          |                                 | 1.0          |
| TOTAL POPULATION SERVED BY SOURCE WATER SYSTEM |                 |              |              |        |                        | 4500          |                                 |              |
| STEVENSONVILLE VILLAGE UTIL                    | 0170005         | QUEEN ANNE'S |              | NATL   |                        | 125           | 1.2                             |              |
| TOTAL POPULATION SERVED BY SOURCE WATER SYSTEM |                 |              |              |        |                        | 125           |                                 |              |
| SWAN POINT                                     | 0080046         | CHARLES      |              | NATL   |                        | 133           | 1.2                             |              |
| TOTAL POPULATION SERVED BY SOURCE WATER SYSTEM |                 |              |              |        |                        | 133           |                                 |              |
| TEATES SUPPLY                                  | 0080047         | CHARLES      |              | NATL   |                        | 50            | 0.8                             |              |
| TOTAL POPULATION SERVED BY SOURCE WATER SYSTEM |                 |              |              |        |                        | 50            |                                 |              |
| TELEGRAPH ROAD                                 | 0020057         | ANNE ARUNDEL | Acid         | ADJ    |                        | 4500          |                                 | 1.0          |
| TOTAL POPULATION SERVED BY SOURCE WATER SYSTEM |                 |              |              |        |                        | 4500          |                                 |              |
| THELMA AVE                                     | 0020053         | ANNE ARUNDEL | Acid         | ADJ    |                        | 4500          |                                 | 1.0          |
| TOTAL POPULATION SERVED BY SOURCE WATER SYSTEM |                 |              |              |        |                        | 4500          |                                 |              |

POPULATION SERVED FLUORIDATED DRINKING WATER BY SOURCE SYSTEM,  
CONSECUTIVE SYSTEM, AND COUNTY WITHIN STATE (AS OF 12/31/85)

**MARYLAND**

| WATER SYSTEM and<br>CONSECUTIVE SYSTEMS SERVED           | EPA<br>ID<br>NO | COUNTY     | CHEM<br>USED | STATUS | FLUOR<br>START<br>DATE | POP<br>SERVED | NATURAL SYSTEMS |              |
|--|-----------------|------------|--------------|--------|------------------------|---------------|-----------------|--------------|
|  |                 |            |              |        |                        |               | NAT<br>LEVEL    | OPT<br>LEVEL |
| THURMONT   | 0100023         | FREDERICK  |              | ADJ    |                        | 2800          |                 | 1.0          |
| TOTAL POPULATION SERVED BY SOURCE WATER SYSTEM - - - - - |                 |            |              |        |                        | 2800          |                 |              |
| VAN BIBBER   |                 | HARFORD    |              | ADJ    | /63                    | 10000         |                 | 1.0          |
| TOTAL POPULATION SERVED BY SOURCE WATER SYSTEM - - - - - |                 |            |              |        |                        | 10000         |                 |              |
| VICTOR CULLEN CENTER                                     | 0100024         | FREDERICK  | NaSiF6       | ADJ    | /61                    | 275           |                 | 1.0          |
| TOTAL POPULATION SERVED BY SOURCE WATER SYSTEM - - - - - |                 |            |              |        |                        | 275           |                 |              |
| VIENNA   | 0090008         | DORCHESTER |              | NATL   |                        | 450           | 0.0             |              |
| TOTAL POPULATION SERVED BY SOURCE WATER SYSTEM - - - - - |                 |            |              |        |                        | 450           |                 |              |
| WALDORF-ST JOHN  | 0080080         | CHARLES    |              | NATL   |                        | 0             | 1.3             |              |
| TOTAL POPULATION SERVED BY SOURCE WATER SYSTEM - - - - - |                 |            |              |        |                        | 0             |                 |              |
| WALDORF-ST PAUL  | 0080076         | CHARLES    |              | NATL   |                        | 0             | 1.0             |              |
| TOTAL POPULATION SERVED BY SOURCE WATER SYSTEM - - - - - |                 |            |              |        |                        | 0             |                 |              |
| WALKERSVILLE-RESERVOIR PLANT                             |                 | FREDERICK  |              | ADJ    | /73                    | 2000          |                 | 1.0          |
| TOTAL POPULATION SERVED BY SOURCE WATER SYSTEM - - - - - |                 |            |              |        |                        | 2000          |                 |              |
| WALKERSVILLE-WELL PLANT                                  | 0100025         | FREDERICK  |              | ADJ    | /75                    | 1400          |                 | 1.0          |
| TOTAL POPULATION SERVED BY SOURCE WATER SYSTEM - - - - - |                 |            |              |        |                        | 1400          |                 |              |
| WESTMINISTER   | 0060015         | CARROLL    | Acid         | ADJ    | /64                    | 7500          |                 | 1.0          |
| TOTAL POPULATION SERVED BY SOURCE WATER SYSTEM - - - - - |                 |            |              |        |                        | 7500          |                 |              |
| WOODLAND VILLAGE   | 0080053         | CHARLES    |              | NATL   |                        | 350           | 0.8             |              |
| TOTAL POPULATION SERVED BY SOURCE WATER SYSTEM - - - - - |                 |            |              |        |                        | 350           |                 |              |

POPULATION SERVED FLUORIDATED DRINKING WATER BY SOURCE SYSTEM,  
 CONSECUTIVE SYSTEM, AND COUNTY WITHIN STATE (AS OF 12/31/85)

**MASSACHUSETTS**

| WATER SYSTEM and<br>CONSECUTIVE SYSTEMS SERVED           | EPA<br>ID<br>NO | COUNTY     | CHEM<br>USED | STATUS | FLUOR<br>START<br>DATE | POP<br>SERVED | NATURAL SYSTEMS<br>NAT<br>LEVEL | OPT<br>LEVEL |
|--|-----------------|------------|--------------|--------|------------------------|---------------|---------------------------------|--------------|
| ACTON  | 2002000         | MIDDLESEX  | NaF          | ADJ    | 09/70                  | 17431         |                                 | 1.0          |
| TOTAL POPULATION SERVED BY SOURCE WATER SYSTEM - - - - - |                 |            |              |        |                        | 17431         |                                 |              |
| AMESBURY   | 3007000         | ESSEX      | NaF          | ADJ    | 11/68                  | 13923         |                                 | 1.0          |
| TOTAL POPULATION SERVED BY SOURCE WATER SYSTEM - - - - - |                 |            |              |        |                        | 13923         |                                 |              |
| ANDOVER  | 3009000         | ESSEX      | Acid         | ADJ    | 09/69                  | 27154         |                                 | 1.0          |
| TOTAL POPULATION SERVED BY SOURCE WATER SYSTEM - - - - - |                 |            |              |        |                        | 27154         |                                 |              |
| ASHBURNHAM   | 2011000         | WORCESTER  | NaF          | ADJ    | 11/52                  | 4332          |                                 | 1.0          |
| TOTAL POPULATION SERVED BY SOURCE WATER SYSTEM - - - - - |                 |            |              |        |                        | 4332          |                                 |              |
| ATHOL  | 1015000         | WORCESTER  | NaF          | ADJ    | 11/52                  | 10321         |                                 | 1.0          |
| TOTAL POPULATION SERVED BY SOURCE WATER SYSTEM - - - - - |                 |            |              |        |                        | 10321         |                                 |              |
| ATTLEBORO  | 3344000         | BRISTOL    | Acid         | ADJ    | 04/73                  | 32233         |                                 | 1.0          |
| TOTAL POPULATION SERVED BY SOURCE WATER SYSTEM - - - - - |                 |            |              |        |                        | 32233         |                                 |              |
| AYER   | 2019001         | MIDDLESEX  | NaF          | ADJ    | 10/58                  | 3000          |                                 | 1.0          |
| TOTAL POPULATION SERVED BY SOURCE WATER SYSTEM - - - - - |                 |            |              |        |                        | 3000          |                                 |              |
| BEDFORD  | 3023000         | MIDDLESEX  | NaF          | ADJ    | 06/78                  | 11709         |                                 | 1.0          |
| TOTAL POPULATION SERVED BY SOURCE WATER SYSTEM - - - - - |                 |            |              |        |                        | 11709         |                                 |              |
| BELCHERTOWN STATE SCHOOL                                 | 1024000         | HAMPSHIRE  | NaF          | ADJ    | 11/46                  | 750           |                                 | 1.0          |
| TOTAL POPULATION SERVED BY SOURCE WATER SYSTEM - - - - - |                 |            |              |        |                        | 750           |                                 |              |
| BEVERLY  | 3030001         | ESSEX      | Acid         | ADJ    | 12/52                  | 72624         |                                 | 1.0          |
| TOTAL POPULATION SERVED BY SOURCE WATER SYSTEM - - - - - |                 |            |              |        |                        | 72624         |                                 |              |
| BOURNE   | 4096001         | BARNSTABLE | NaF          | ADJ    | 01/60                  | 5000          |                                 | 1.0          |
| TOTAL POPULATION SERVED BY SOURCE WATER SYSTEM - - - - - |                 |            |              |        |                        | 5000          |                                 |              |
| CAMBRIDGE  | 3049000         | MIDDLESEX  | NaSiF6       | ADJ    | 04/74                  | 86865         |                                 | 1.0          |
| TOTAL POPULATION SERVED BY SOURCE WATER SYSTEM - - - - - |                 |            |              |        |                        | 86865         |                                 |              |

POPULATION SERVED FLUORIDATED DRINKING WATER BY SOURCE SYSTEM,  
 CONSECUTIVE SYSTEM, AND COUNTY WITHIN STATE (AS OF 12/31/85)

**MASSACHUSETTS**

| WATER SYSTEM and<br>CONSECUTIVE SYSTEMS SERVED           | EPA<br>ID<br>NO    | COUNTY             | CHEM<br>USED | STATUS      | FLUOR<br>START<br>DATE | POP<br>SERVED | NATURAL SYSTEMS |              |
|--|--------------------|--------------------|--------------|-------------|------------------------|---------------|-----------------|--------------|
|  |                    |                    |              |             |                        |               | NAT<br>LEVEL    | OPT<br>LEVEL |
| CANTON   | 3050000            | NORFOLK            | NaF          | ADJ         | 04/78                  | 17550         |                 | 1.0          |
| TOTAL POPULATION SERVED BY SOURCE WATER SYSTEM - - - - - |                    |                    |              |             |                        | 17550         |                 |              |
| COHASSET   | 3065000            | NORFOLK            | NaF          | ADJ         | 06/56                  | 7149          |                 | 1.0          |
| TOTAL POPULATION SERVED BY SOURCE WATER SYSTEM - - - - - |                    |                    |              |             |                        | 7149          |                 |              |
| CONCORD  | 3067000            | MIDDLESEX          | NaF          | ADJ         | 03/70                  | 15636         |                 | 1.0          |
| TOTAL POPULATION SERVED BY SOURCE WATER SYSTEM - - - - - |                    |                    |              |             |                        | 15636         |                 |              |
| DANVERS  | 3071000            | ESSEX              | NaSiF6       | ADJ         | 05/51                  | 28706         |                 | 1.0          |
| TOTAL POPULATION SERVED BY SOURCE WATER SYSTEM - - - - - |                    |                    |              |             |                        | 28706         |                 |              |
| DEDHAM WATER CO  | 3073000            | NORFOLK            | NaF          | ADJ         | 01/77                  | 36904         |                 | 1.0          |
| TOTAL POPULATION SERVED BY SOURCE WATER SYSTEM - - - - - |                    |                    |              |             |                        | 36904         |                 |              |
| ESSEX  | 3092000            | ESSEX              | Acid         | ADJ         | 12/54                  | 2971          |                 | 1.0          |
| TOTAL POPULATION SERVED BY SOURCE WATER SYSTEM - - - - - |                    |                    |              |             |                        | 2971          |                 |              |
| FALL RIVER<br>TIVERTON, RI                               | 4095000<br>1592018 | BRISTOL<br>NEWPORT | NaSiF6       | ADJ<br>CONS | 03/73                  | 97741<br>0    |                 | 1.0          |
| TOTAL POPULATION SERVED BY SOURCE WATER SYSTEM - - - - - |                    |                    |              |             |                        | 97741         |                 |              |
| FITCHBURG  | 2019001            | WORCESTER          | NaSiF6       | ADJ         | 06/75                  | 39576         |                 | 1.0          |
| TOTAL POPULATION SERVED BY SOURCE WATER SYSTEM - - - - - |                    |                    |              |             |                        | 39576         |                 |              |
| FRANKLIN   | 4101000            | NORFOLK            | NaF          | ADJ         | 11/70                  | 17865         |                 | 1.0          |
| TOTAL POPULATION SERVED BY SOURCE WATER SYSTEM - - - - - |                    |                    |              |             |                        | 17865         |                 |              |
| GLOUCESTER   | 3107000            | ESSEX              | Acid         | ADJ         | 07/81                  | 24946         |                 | 1.0          |
| TOTAL POPULATION SERVED BY SOURCE WATER SYSTEM - - - - - |                    |                    |              |             |                        | 24946         |                 |              |
| HAMILTON   | 3119000            | ESSEX              | NaF          | ADJ         | 03/56                  | 7103          |                 | 1.0          |
| TOTAL POPULATION SERVED BY SOURCE WATER SYSTEM - - - - - |                    |                    |              |             |                        | 7103          |                 |              |
| HARDWICK   | 2124003            | WORCESTER          |              | NATL        |                        | 125           | 1.1             |              |
| TOTAL POPULATION SERVED BY SOURCE WATER SYSTEM - - - - - |                    |                    |              |             |                        | 125           |                 |              |

POPULATION SERVED FLUORIDATED DRINKING WATER BY SOURCE SYSTEM,  
 CONSECUTIVE SYSTEM, AND COUNTY WITHIN STATE (AS OF 12/31/85)

MASSACHUSETTS

| WATER SYSTEM and<br>CONSECUTIVE SYSTEMS SERVED           | EPA<br>ID<br>NO    | COUNTY                 | CHEM<br>USED | STATUS      | FLUOR<br>START<br>DATE | POP<br>SERVED | NATURAL SYSTEMS<br>NAT<br>LEVEL | OPT<br>LEVEL |
|--|--------------------|------------------------|--------------|-------------|------------------------|---------------|---------------------------------|--------------|
| HAVERHILL  | 3128000            | ESSEX                  | NaSiF6       | ADJ         | 09/71                  | 46172         |                                 | 1.0          |
| TOTAL POPULATION SERVED BY SOURCE WATER SYSTEM - - - - - |                    |                        |              |             |                        | 46172         |                                 |              |
| HINGHAM WATER CO   | 3131000            | PLYMOUTH               | Acid         | ADJ         | 05/53                  | 30439         |                                 | 1.0          |
| TOTAL POPULATION SERVED BY SOURCE WATER SYSTEM - - - - - |                    |                        |              |             |                        | 30439         |                                 |              |
| HOLLISTON  | 4136000            | MIDDLESEX              | NaF          | ADJ         | 10/70                  | 12606         |                                 | 1.0          |
| TOTAL POPULATION SERVED BY SOURCE WATER SYSTEM - - - - - |                    |                        |              |             |                        | 12606         |                                 |              |
| HOLYOKE  | 1137000            | HAMPDEN                | Acid         | ADJ         | 06/70                  | 43125         |                                 | 1.0          |
| TOTAL POPULATION SERVED BY SOURCE WATER SYSTEM - - - - - |                    |                        |              |             |                        | 43125         |                                 |              |
| HUDSON   | 2141000            | MIDDLESEX              | NaF          | ADJ         | 01/85                  | 17251         |                                 | 1.0          |
| TOTAL POPULATION SERVED BY SOURCE WATER SYSTEM - - - - - |                    |                        |              |             |                        | 17251         |                                 |              |
| IPSWICH  | 3144000            | ESSEX                  | Acid         | ADJ         | 10/71                  | 11368         |                                 | 1.0          |
| TOTAL POPULATION SERVED BY SOURCE WATER SYSTEM - - - - - |                    |                        |              |             |                        | 11368         |                                 |              |
| LAWRENCE   | 3149000            | ESSEX                  | NaSiF6       | ADJ         | 03/83                  | 58785         |                                 | 1.0          |
| TOTAL POPULATION SERVED BY SOURCE WATER SYSTEM - - - - - |                    |                        |              |             |                        | 58785         |                                 |              |
| LINCOLN  | 3157000            | MIDDLESEX              | NaF          | ADJ         | 04/71                  | 6902          |                                 | 1.0          |
| TOTAL POPULATION SERVED BY SOURCE WATER SYSTEM - - - - - |                    |                        |              |             |                        | 6902          |                                 |              |
| LOWELL<br>DRACUT   | 3160000<br>3079000 | MIDDLESEX<br>MIDDLESEX | Acid         | ADJ<br>CONS | 06/82                  | 95339<br>9556 |                                 | 1.0          |
| TOTAL POPULATION SERVED BY SOURCE WATER SYSTEM - - - - - |                    |                        |              |             |                        | 104895        |                                 |              |
| LYNN   | 3163000            | ESSEX                  | Acid         | ADJ         | 08/83                  | 78463         |                                 | 1.0          |
| TOTAL POPULATION SERVED BY SOURCE WATER SYSTEM - - - - - |                    |                        |              |             |                        | 78463         |                                 |              |
| LYNNFIELD CTR.   | 3164000            | ESSEX                  | NaF          | ADJ         | 11/59                  | 7248          |                                 | 1.0          |
| TOTAL POPULATION SERVED BY SOURCE WATER SYSTEM - - - - - |                    |                        |              |             |                        | 7248          |                                 |              |
| MANCHESTER   | 3166000            | ESSEX                  | NaF          | ADJ         | 10/83                  | 5472          |                                 | 1.0          |
| TOTAL POPULATION SERVED BY SOURCE WATER SYSTEM - - - - - |                    |                        |              |             |                        | 5472          |                                 |              |



POPULATION SERVED FLUORIDATED DRINKING WATER BY SOURCE SYSTEM,  
CONSECUTIVE SYSTEM, AND COUNTY WITHIN STATE (AS OF 12/31/85)

## MASSACHUSETTS

| WATER SYSTEM and<br>CONSECUTIVE SYSTEMS SERVED           | EPA<br>ID<br>NO | COUNTY    | CHEM<br>USED | STATUS | FLUOR<br>START<br>DATE | POP<br>SERVED | NATURAL SYSTEMS<br>NAT<br>LEVEL | OPT<br>LEVEL |
|--|-----------------|-----------|--------------|--------|------------------------|---------------|---------------------------------|--------------|
| MARLBOROUGH  | 2170000         | MIDDLESEX | Acid         | ADJ    | 11/82                  | 34294         |                                 | 1.0          |
| TOTAL POPULATION SERVED BY SOURCE WATER SYSTEM - - - - - |                 |           |              |        |                        | 34294         |                                 |              |
| MEDWAY   | 4177000         | NORFOLK   | NaF          | ADJ    | 12/53                  | 9037          |                                 | 1.0          |
| MILLIS   | 3187000         | NORFOLK   |              | CONS   |                        | 3000          |                                 |              |
| TOTAL POPULATION SERVED BY SOURCE WATER SYSTEM - - - - - |                 |           |              |        |                        | 12037         |                                 |              |
| METROPOLITAN WATER DIST (MDC)                            | 5000000         | SUFFOLK   | Acid         | ADJ    | 06/78                  | 1569639       |                                 | 1.0          |
| TOTAL POPULATION SERVED BY SOURCE WATER SYSTEM - - - - - |                 |           |              |        |                        | 1569639       |                                 |              |
| NEEDHAM  | 3199000         | NORFOLK   | Acid         | ADJ    | 11/71                  | 27870         |                                 | 1.0          |
| TOTAL POPULATION SERVED BY SOURCE WATER SYSTEM - - - - - |                 |           |              |        |                        | 27870         |                                 |              |
| NEWBURYPORT  | 3206000         | ESSEX     | NaF          | ADJ    | 03/69                  | 18810         |                                 | 1.0          |
| TOTAL POPULATION SERVED BY SOURCE WATER SYSTEM - - - - - |                 |           |              |        |                        | 18810         |                                 |              |
| NORTH ANDOVER  | 3210000         | ESSEX     | Acid         | ADJ    | 05/75                  | 19711         |                                 | 1.0          |
| TOTAL POPULATION SERVED BY SOURCE WATER SYSTEM - - - - - |                 |           |              |        |                        | 19711         |                                 |              |
| NORTH READING  | 3213000         | MIDDLESEX | NaF          | ADJ    | 08/71                  | 11897         |                                 | 1.0          |
| TOTAL POPULATION SERVED BY SOURCE WATER SYSTEM - - - - - |                 |           |              |        |                        | 11897         |                                 |              |
| PEABODY  | 3229000         | ESSEX     | NaF          | ADJ    | 02/83                  | 45766         |                                 | 1.0          |
| TOTAL POPULATION SERVED BY SOURCE WATER SYSTEM - - - - - |                 |           |              |        |                        | 45766         |                                 |              |
| PEMBROKE   | 4231000         | PLYMOUTH  | NaF          | ADJ    | 09/69                  | 13519         |                                 | 1.0          |
| TOTAL POPULATION SERVED BY SOURCE WATER SYSTEM - - - - - |                 |           |              |        |                        | 13519         |                                 |              |
| READING  | 3246000         | MIDDLESEX | Acid         | ADJ    | 06/69                  | 21993         |                                 | 1.0          |
| TOTAL POPULATION SERVED BY SOURCE WATER SYSTEM - - - - - |                 |           |              |        |                        | 21993         |                                 |              |
| ROCKPORT   | 3252000         | ESSEX     | NaF          | ADJ    | 02/84                  | 6793          |                                 | 1.0          |
| TOTAL POPULATION SERVED BY SOURCE WATER SYSTEM - - - - - |                 |           |              |        |                        | 6793          |                                 |              |
| ROYALSTON  | 2255000         | WORCESTER |              | NATL   |                        | 200           | 1.1                             |              |
| TOTAL POPULATION SERVED BY SOURCE WATER SYSTEM - - - - - |                 |           |              |        |                        | 200           |                                 |              |

POPULATION SERVED FLUORIDATED DRINKING WATER BY SOURCE SYSTEM,  
 CONSECUTIVE SYSTEM, AND COUNTY WITHIN STATE (AS OF 12/31/85)

# MASSACHUSETTS

| WATER SYSTEM and<br>CONSECUTIVE SYSTEMS SERVED           | EPA<br>ID<br>NO | COUNTY    | CHEM<br>USED | STATUS | FLUOR<br>START<br>DATE | POP<br>SERVED | NATURAL SYSTEMS<br>NAT OPT<br>LEVEL LEVEL |
|--|-----------------|-----------|--------------|--------|------------------------|---------------|---|
| SCITUATE   | 4264000         | PLYMOUTH  | NaF          | ADJ    | 07/54                  | 17287         | 1.0                                       |
| TOTAL POPULATION SERVED BY SOURCE WATER SYSTEM - - - - - |                 |           |              |        |                        | 17287         |   |
| SEEKONK  | 4265000         | BRISTOL   | NaF          | ADJ    | 11/52                  | 12271         | 1.0                                       |
| TOTAL POPULATION SERVED BY SOURCE WATER SYSTEM - - - - - |                 |           |              |        |                        | 12271         |   |
| SHARON   | 4266000         | NORFOLK   | NaF          | ADJ    | 12/53                  | 14581         | 1.0                                       |
| TOTAL POPULATION SERVED BY SOURCE WATER SYSTEM - - - - - |                 |           |              |        |                        | 14581         |   |
| SHREWSBURY   | 2271000         | WORCESTER | Acid         | ADJ    | 12/53                  | 22181         | 1.0                                       |
| TOTAL POPULATION SERVED BY SOURCE WATER SYSTEM - - - - - |                 |           |              |        |                        | 22181         |   |
| SOMERSET   | 4273000         | BRISTOL   | NaF          | ADJ    | 06/69                  | 19524         | 1.0                                       |
| TOTAL POPULATION SERVED BY SOURCE WATER SYSTEM - - - - - |                 |           |              |        |                        | 19524         |   |
| SOUTHBURIDGE   | 2278000         | WORCESTER | Acid         | ADJ    | 03/71                  | 16501         | 1.0                                       |
| TOTAL POPULATION SERVED BY SOURCE WATER SYSTEM - - - - - |                 |           |              |        |                        | 16501         |   |
| SUDBURY  | 3288000         | MIDDLESEX | NaF          | ADJ    | 12/60                  | 13736         | 1.0                                       |
| TOTAL POPULATION SERVED BY SOURCE WATER SYSTEM - - - - - |                 |           |              |        |                        | 13736         |   |
| SWANSEA  | 4292000         | BRISTOL   | NaF          | ADJ    | 09/69                  | 14747         | 1.0                                       |
| TOTAL POPULATION SERVED BY SOURCE WATER SYSTEM - - - - - |                 |           |              |        |                        | 14747         |   |
| TALNTON  | 4293000         | BRISTOL   | Acid         | ADJ    | 12/81                  | 43201         | 1.0                                       |
| TOTAL POPULATION SERVED BY SOURCE WATER SYSTEM - - - - - |                 |           |              |        |                        | 43201         |   |
| TEMPLETON  | 2294000         | WORCESTER | NaF          | ADJ    | 06/51                  | 5936          | 1.0                                       |
| TOTAL POPULATION SERVED BY SOURCE WATER SYSTEM - - - - - |                 |           |              |        |                        | 5936          |   |
| TOPSFIELD  | 3298000         | ESSEX     | NaF          | ADJ    | 12/53                  | 5480          | 1.0                                       |
| TOTAL POPULATION SERVED BY SOURCE WATER SYSTEM - - - - - |                 |           |              |        |                        | 5480          |   |
| WAKEFIELD  | 3305000         | MIDDLESEX | Acid         | ADJ    | 04/78                  | 24495         | 1.0                                       |
| TOTAL POPULATION SERVED BY SOURCE WATER SYSTEM - - - - - |                 |           |              |        |                        | 24495         |   |

POPULATION SERVED FLUORIDATED DRINKING WATER BY SOURCE SYSTEM,  
 CONSECUTIVE SYSTEM, AND COUNTY WITHIN STATE (AS OF 12/31/85)

**MASSACHUSETTS**

| WATER SYSTEM and<br>CONSECUTIVE SYSTEMS SERVED           | EPA<br>ID<br>NO | COUNTY    | CHEM<br>USED | STATUS | FLUOR<br>START<br>DATE | POP<br>SERVED | NATURAL SYSTEMS<br>NAT<br>LEVEL | OPT<br>LEVEL |
|--|-----------------|-----------|--------------|--------|------------------------|---------------|---------------------------------|--------------|
| WALPOLE  | 3307000         | NORFOLK   | NaF          | ADJ    | 03/77                  | 18092         |                                 | 1.0          |
| TOTAL POPULATION SERVED BY SOURCE WATER SYSTEM - - - - - |                 |           |              |        |                        | 18092         |                                 |              |
| WARE   | 1309001         | HAMPSHIRE |              | NATL   |                        | 72            |                                 | 1.0          |
| TOTAL POPULATION SERVED BY SOURCE WATER SYSTEM - - - - - |                 |           |              |        |                        | 72            |                                 |              |
| WENHAM   | 3320000         | ESSEX     | NaF          | ADJ    | 01/67                  | 3838          |                                 | 1.0          |
| TOTAL POPULATION SERVED BY SOURCE WATER SYSTEM - - - - - |                 |           |              |        |                        | 3838          |                                 |              |
| WESTBOROUGH  | 2328000         | WORCESTER | NaF          | ADJ    | 12/74                  | 13549         |                                 | 1.0          |
| TOTAL POPULATION SERVED BY SOURCE WATER SYSTEM - - - - - |                 |           |              |        |                        | 13549         |                                 |              |
| WESTMINISTER   | 2332000         | WORCESTER | NaF          | ADJ    | 01/68                  | 5510          |                                 | 1.0          |
| TOTAL POPULATION SERVED BY SOURCE WATER SYSTEM - - - - - |                 |           |              |        |                        | 5510          |                                 |              |
| WEYMOUTH   | 3336000         | NORFOLK   | Acid         | ADJ    | 03/72                  | 53735         |                                 | 1.0          |
| TOTAL POPULATION SERVED BY SOURCE WATER SYSTEM - - - - - |                 |           |              |        |                        | 53735         |                                 |              |
| WINCHESTER   | 3344000         | MIDDLESEX | NaF          | ADJ    | 03/56                  | 20763         |                                 | 1.0          |
| TOTAL POPULATION SERVED BY SOURCE WATER SYSTEM - - - - - |                 |           |              |        |                        | 20763         |                                 |              |

POPULATION SERVED FLUORIDATED DRINKING WATER BY SOURCE SYSTEM,  
CONSECUTIVE SYSTEM, AND COUNTY WITHIN STATE (AS OF 12/31/85)

## MICHIGAN

| WATER SYSTEM and<br>CONSECUTIVE SYSTEMS SERVED           | EPA<br>ID<br>NO | COUNTY    | CHEM<br>USED | STATUS | FLUOR<br>START<br>DATE | POP<br>SERVED | NATURAL SYSTEMS |              |
|--|-----------------|-----------|--------------|--------|------------------------|---------------|-----------------|--------------|
|  |                 |           |              |        |                        |               | NAT<br>LEVEL    | OPT<br>LEVEL |
| ADDISON  | 0000030         | ENAWEE    |              |        | NATL                   | 655           | 0.7             |              |
| TOTAL POPULATION SERVED BY SOURCE WATER SYSTEM - - - - - |                 |           |              |        |                        | 655           |                 |              |
| ADRIAN   | 0000040         | LENAWEE   | Acid         | ADJ    | 11/60                  | 21186         | 1.0             |              |
| TOTAL POPULATION SERVED BY SOURCE WATER SYSTEM - - - - - |                 |           |              |        |                        | 21186         |                 |              |
| AKRON  | 0000070         | TUSCOLA   |              |        | NATL                   | 538           | 1.8             |              |
| TOTAL POPULATION SERVED BY SOURCE WATER SYSTEM - - - - - |                 |           |              |        |                        | 538           |                 |              |
| ALBION   | 0000100         | CALHOUN   | Acid         | ADJ    | 11/66                  | 11059         | 1.0             |              |
| TOTAL POPULATION SERVED BY SOURCE WATER SYSTEM - - - - - |                 |           |              |        |                        | 11059         |                 |              |
| ALCONAC  | 0000110         | ST. CLAIR | Acid         | ADJ    | 09/49                  | 4412          | 1.0             |              |
| CLAY TWP   | 0001450         | ST. CLAIR |              | CONS   |                        | 5820          |                 |              |
| COLONY ASSOC   | 0001550         | ST. CLAIR |              | CONS   |                        | 200           |                 |              |
| TOTAL POPULATION SERVED BY SOURCE WATER SYSTEM - - - - - |                 |           |              |        |                        | 10432         |                 |              |
| ALLEGAN  | 0000120         | ALLEGAN   | Acid         | ADJ    | 01/73                  | 4494          | 1.0             |              |
| TOTAL POPULATION SERVED BY SOURCE WATER SYSTEM - - - - - |                 |           |              |        |                        | 4494          |                 |              |
| ALMA   | 0000140         | GRATIOT   | Acid         | ADJ    | 08/65                  | 9700          | 1.0             |              |
| TOTAL POPULATION SERVED BY SOURCE WATER SYSTEM - - - - - |                 |           |              |        |                        | 9700          |                 |              |
| ALPENA   | 0000160         | ALPENA    | NaF          | ADJ    | 09/58                  | 12214         | 1.0             |              |
| ALPENA TWP   | 0000170         | ALPENA    |              | CONS   |                        | 4500          |                 |              |
| TOTAL POPULATION SERVED BY SOURCE WATER SYSTEM - - - - - |                 |           |              |        |                        | 16714         |                 |              |
| ANN ARBOR  | 0000220         | WASHTENAW | NaSiF6       | ADJ    | 12/51                  | 107966        | 1.0             |              |
| TOTAL POPULATION SERVED BY SOURCE WATER SYSTEM - - - - - |                 |           |              |        |                        | 107966        |                 |              |
| ARMADA   | 0000240         | MACOMB    |              |        | NATL                   | 1392          | 1.2             |              |
| TOTAL POPULATION SERVED BY SOURCE WATER SYSTEM - - - - - |                 |           |              |        |                        | 1392          |                 |              |
| BAD AXE  | 0000340         | HURON     |              |        | NATL                   | 3278          | 0.7             |              |
| TOTAL POPULATION SERVED BY SOURCE WATER SYSTEM - - - - - |                 |           |              |        |                        | 3278          |                 |              |

POPULATION SERVED FLUORIDATED DRINKING WATER BY SOURCE SYSTEM,  
CONSECUTIVE SYSTEM, AND COUNTY WITHIN STATE (AS OF 12/31/85)

**MICHIGAN**

| WATER SYSTEM and<br>CONSECUTIVE SYSTEMS SERVED           | EPA<br>ID<br>NO | COUNTY     | CHEM<br>USED | STATUS | FLUOR<br>START<br>DATE | POP<br>SERVED | NATURAL SYSTEMS<br>NAT OPT<br>LEVEL LEVEL |
|--|-----------------|------------|--------------|--------|------------------------|---------------|---|
| BANCROFT   | 0000370         | SHIAWASSEE |              | NATL   |                        | 618           | 0.7                                       |
| TOTAL POPULATION SERVED BY SOURCE WATER SYSTEM - - - - - |                 |            |              |        |                        | 618           |   |
| BANGOR   | 0000380         | VAN BUREN  | Acid         | ADJ    | 06/73                  | 2001          | 1.0                                       |
| TOTAL POPULATION SERVED BY SOURCE WATER SYSTEM - - - - - |                 |            |              |        |                        | 2001          |   |
| BARAGA   | 0000410         | BARAGA     | Acid         | ADJ    | 07/72                  | 1055          | 1.0                                       |
| TOTAL POPULATION SERVED BY SOURCE WATER SYSTEM - - - - - |                 |            |              |        |                        | 1055          |   |
| BATTLE CREEK-VERONA                                      | 0000450         | CALHOUN    | Acid         | ADJ    | 04/51                  | 35724         | 1.0                                       |
| CONVIS III/VERONA AREA                                   | 0005232         | CALHOUN    |              | CONS   |                        | 1632          |   |
| EMMETT TWP   | 0002125         | CALHOUN    |              | CONS   |                        | 500           |   |
| TOTAL POPULATION SERVED BY SOURCE WATER SYSTEM - - - - - |                 |            |              |        |                        | 37856         |   |
| BAY CITY   | 0000470         | BAY        | Acid         | ADJ    | 11/52                  | 41593         | 1.0                                       |
| BANGOR MONITOR-METRO                                     | 0000400         | BAY        |              | CONS   |                        | 4200          |   |
| BANGOR TWP   | 0000390         | BAY        |              | CONS   |                        | 14000         |   |
| ESSEXVILLE   | 0002180         | BAY        |              | CONS   |                        | 4375          |   |
| FRANKENLUST TWP  | 0002410         | BAY        |              | CONS   |                        | 1200          |   |
| FRASER TWP   | 0002465         | BAY        |              | CONS   |                        | 1303          |   |
| HAMPTON TWP  | 0002960         | BAY        |              | CONS   |                        | 6050          |   |
| KAWKAWLIN TWP  | 0003565         | BAY        |              | CONS   |                        | 3112          |   |
| MERRIT TWP   | 0004280         | BAY        |              | CONS   |                        | 440           |   |
| MONITOR TWP  | 0004440         | BAY        |              | CONS   |                        | 6055          |   |
| PORTSMOUTH TWP   | 0005540         | BAY        |              | CONS   |                        | 3075          |   |
| WILLIAMS TWP   | 0007125         | BAY        |              | CONS   |                        | 3190          |   |
| TOTAL POPULATION SERVED BY SOURCE WATER SYSTEM - - - - - |                 |            |              |        |                        | 88593         |   |
| BEECHER METRO DIST                                       | 0000540         | GENESEE    |              | NATL   |                        | 18528         | 1.0                                       |
| TOTAL POPULATION SERVED BY SOURCE WATER SYSTEM - - - - - |                 |            |              |        |                        | 18528         |   |
| BELDING  | 0000560         | IONIA      | Acid         | ADJ    | /71                    | 5653          | 1.0                                       |
| TOTAL POPULATION SERVED BY SOURCE WATER SYSTEM - - - - - |                 |            |              |        |                        | 5653          |   |
| BENTON HARBOR  | 0000600         | BERRIEN    | NaSiF6       | ADJ    | 09/51                  | 14612         | 1.0                                       |
| BENTON TWP   | 0000605         | BERRIEN    |              | CONS   |                        | 2084          |   |
| TOTAL POPULATION SERVED BY SOURCE WATER SYSTEM - - - - - |                 |            |              |        |                        | 16696         |   |
| BERGLAND   | 0000620         | ONTONAGON  |              | NATL   |                        | 420           | 0.7                                       |
| TOTAL POPULATION SERVED BY SOURCE WATER SYSTEM - - - - - |                 |            |              |        |                        | 420           |   |

POPULATION SERVED FLUORIDATED DRINKING WATER BY SOURCE SYSTEM,  
CONSECUTIVE SYSTEM, AND COUNTY WITHIN STATE (AS OF 12/31/85)

# MICHIGAN

| WATER SYSTEM and<br>CONSECUTIVE SYSTEMS SERVED           | EPA<br>ID<br>NO | COUNTY     | CHEM<br>USED | STATUS | FLUOR<br>START<br>DATE | POP<br>SERVED | NATURAL SYSTEMS<br>NAT OPT<br>LEVEL LEVEL |
|--|-----------------|------------|--------------|--------|------------------------|---------------|---|
| BIG RAPIDS   | 0000710         | MECOSTA    | Acid         | ADJ    | 04/61                  | 12000         | 1.0                                       |
| TOTAL POPULATION SERVED BY SOURCE WATER SYSTEM - - - - - |                 |            |              |        |                        | 12000         |   |
| BLISSFIELD   | 0000750         | LENAWEE    | Acid         | ADJ    | 11/73                  | 3230          | 1.0                                       |
| TOTAL POPULATION SERVED BY SOURCE WATER SYSTEM - - - - - |                 |            |              |        |                        | 3230          |   |
| BLOOMER PARK   | 0000760         | OAKLAND    |              | NATL   |                        | 240           | 0.8                                       |
| TOTAL POPULATION SERVED BY SOURCE WATER SYSTEM - - - - - |                 |            |              |        |                        | 240           |   |
| BOYNE CITY   | 0000800         | CHARLEVOIX | Acid         | ADJ    | 11/73                  | 3348          | 1.0                                       |
| TOTAL POPULATION SERVED BY SOURCE WATER SYSTEM - - - - - |                 |            |              |        |                        | 3348          |   |
| BRIDGMAN   | 0000850         | BERRIEN    | Acid         | ADJ    | 12/68                  | 2235          | 1.0                                       |
| TOTAL POPULATION SERVED BY SOURCE WATER SYSTEM - - - - - |                 |            |              |        |                        | 2235          |   |
| BRIGHTON   | 0000860         | LIVINGSTON | Acid         | ADJ    | /64                    | 4268          | 1.0                                       |
| TOTAL POPULATION SERVED BY SOURCE WATER SYSTEM - - - - - |                 |            |              |        |                        | 4268          |   |
| BRITTON  | 0000890         | LENAWEE    |              | NATL   |                        | 822           | 1.3                                       |
| TOTAL POPULATION SERVED BY SOURCE WATER SYSTEM - - - - - |                 |            |              |        |                        | 822           |   |
| BRONSON  | 0000910         | BRANCH     | Acid         | ADJ    | 10/67                  | 2271          | 1.0                                       |
| TOTAL POPULATION SERVED BY SOURCE WATER SYSTEM - - - - - |                 |            |              |        |                        | 2271          |   |
| BROOKLYN   | 0000920         | JACKSON    | Acid         | ADJ    | 03/74                  | 1110          | 1.0                                       |
| TOTAL POPULATION SERVED BY SOURCE WATER SYSTEM - - - - - |                 |            |              |        |                        | 1110          |   |
| BROWN CITY   | 0000930         | SANILAC    |              | NATL   |                        | 1250          | 1.5                                       |
| TOTAL POPULATION SERVED BY SOURCE WATER SYSTEM - - - - - |                 |            |              |        |                        | 1250          |   |
| BUCHANAN   | 0000960         | BERRIEN    | NaF          | ADJ    | 10/52                  | 5136          | 1.0                                       |
| TOTAL POPULATION SERVED BY SOURCE WATER SYSTEM - - - - - |                 |            |              |        |                        | 5136          |   |
| BURR OAK   | 0001000         | ST. JOSEPH | Acid         | ADJ    | 04/74                  | 853           | 1.0                                       |
| TOTAL POPULATION SERVED BY SOURCE WATER SYSTEM - - - - - |                 |            |              |        |                        | 853           |   |

POPULATION SERVED FLUORIDATED DRINKING WATER BY SOURCE SYSTEM,  
 CONSECUTIVE SYSTEM, AND COUNTY WITHIN STATE (AS OF 12/31/85)

**MICHIGAN**

| WATER SYSTEM and<br>CONSECUTIVE SYSTEMS SERVED           | EPA<br>ID<br>NO | COUNTY      | CHEM<br>USED | STATUS | FLUOR<br>START<br>DATE | POP<br>SERVED | NATURAL SYSTEMS<br>NAT<br>LEVEL | OPT<br>LEVEL |
|--|-----------------|-------------|--------------|--------|------------------------|---------------|---------------------------------|--------------|
| BYRON  | 0001020         | SHILAWASSEE |              |        | NATL                   | 689           | 0.7                             |              |
| TOTAL POPULATION SERVED BY SOURCE WATER SYSTEM - - - - - |                 |             |              |        |                        | 689           |                                 |              |
| CAMDEN   | 0001050         | HILLSDALE   |              |        | NATL                   | 420           | 0.7                             |              |
| TOTAL POPULATION SERVED BY SOURCE WATER SYSTEM - - - - - |                 |             |              |        |                        | 420           |                                 |              |
| CAPAC  | 0001110         | ST. CLAIR   |              |        | NATL                   | 1379          | 1.2                             |              |
| TOTAL POPULATION SERVED BY SOURCE WATER SYSTEM - - - - - |                 |             |              |        |                        | 1379          |                                 |              |
| CARO   | 0001130         | TUSCOLA     |              |        | NATL                   | 4700          | 0.9                             |              |
| TOTAL POPULATION SERVED BY SOURCE WATER SYSTEM - - - - - |                 |             |              |        |                        | 4700          |                                 |              |
| CARO STATE HME   | 0001140         | TUSCOLA     |              |        | NATL                   | 1000          | 0.7                             |              |
| TOTAL POPULATION SERVED BY SOURCE WATER SYSTEM - - - - - |                 |             |              |        |                        | 1000          |                                 |              |
| CARSON CITY  | 0001170         | MONTCALM    | Acid         | ADJ    | 10/66                  | 1217          |                                 | 1.0          |
| TOTAL POPULATION SERVED BY SOURCE WATER SYSTEM - - - - - |                 |             |              |        |                        | 1217          |                                 |              |
| CASEVILLE  | 0001190         | HURON       |              |        | NATL                   | 851           | 0.7                             |              |
| TOTAL POPULATION SERVED BY SOURCE WATER SYSTEM - - - - - |                 |             |              |        |                        | 851           |                                 |              |
| CASS CITY  | 0001220         | TUSCOLA     |              |        | NATL                   | 2400          | 0.7                             |              |
| TOTAL POPULATION SERVED BY SOURCE WATER SYSTEM - - - - - |                 |             |              |        |                        | 2400          |                                 |              |
| CASS LAKESIDE SUBD                                       | 0001230         | OAKLAND     |              |        | NATL                   | 500           | 0.7                             |              |
| TOTAL POPULATION SERVED BY SOURCE WATER SYSTEM - - - - - |                 |             |              |        |                        | 500           |                                 |              |
| CEDAR SPRINGS  | 0001260         | KENT        | Acid         | ADJ    | 10/58                  | 2000          |                                 | 1.0          |
| TOTAL POPULATION SERVED BY SOURCE WATER SYSTEM - - - - - |                 |             |              |        |                        | 2000          |                                 |              |
| CHARLEVOIX   | 0001330         | CHARLEVOIX  | Acid         | ADJ    | 10/53                  | 3296          |                                 | 1.0          |
| TOTAL POPULATION SERVED BY SOURCE WATER SYSTEM - - - - - |                 |             |              |        |                        | 3296          |                                 |              |
| CHARLEVOIX TWP   | 0001335         | CHARLEVOIX  |              |        | NATL                   | 250           | 1.4                             |              |
| TOTAL POPULATION SERVED BY SOURCE WATER SYSTEM - - - - - |                 |             |              |        |                        | 250           |                                 |              |

POPULATION SERVED FLUORIDATED DRINKING WATER BY SOURCE SYSTEM,  
CONSECUTIVE SYSTEM, AND COUNTY WITHIN STATE (AS OF 12/31/85)

# MICHIGAN

| WATER SYSTEM and<br>CONSECUTIVE SYSTEMS SERVED           | EPA<br>ID<br>NO | COUNTY        | CHEM<br>USED | STATUS | FLUOR<br>START<br>DATE | POP<br>SERVED | NATURAL SYSTEMS<br>NAT<br>LEVEL | OPT<br>LEVEL |
|--|-----------------|---------------|--------------|--------|------------------------|---------------|---------------------------------|--------------|
| CHARLOTTE  | 0001340         | EATON         | Acid         | ADJ    | 06/65                  | 8251          |                                 | 1.0          |
| TOTAL POPULATION SERVED BY SOURCE WATER SYSTEM - - - - - |                 |               |              |        |                        | 8251          |                                 |              |
| CHARWOOD VILLAGE APTS                                    | 0001345         | ST. CLAIR     |              | NATL   |                        | 50            |                                 | 1.6          |
| TOTAL POPULATION SERVED BY SOURCE WATER SYSTEM - - - - - |                 |               |              |        |                        | 50            |                                 |              |
| CHEBOYGAN  | 0001360         | CHEBOYGAN     |              | NATL   |                        | 5106          |                                 | 1.1          |
| TOTAL POPULATION SERVED BY SOURCE WATER SYSTEM - - - - - |                 |               |              |        |                        | 5106          |                                 |              |
| CHELSEA  | 0001370         | WASHTENAW     | NaSiF6       | ADJ    | 05/61                  | 3816          |                                 | 1.0          |
| TOTAL POPULATION SERVED BY SOURCE WATER SYSTEM - - - - - |                 |               |              |        |                        | 3816          |                                 |              |
| CHERRYWOOD COMMONS CONDO                                 | 0001375         | GRAND TRAVERS |              | NATL   |                        | 100           |                                 | 1.3          |
| TOTAL POPULATION SERVED BY SOURCE WATER SYSTEM - - - - - |                 |               |              |        |                        | 100           |                                 |              |
| CLARE  | 0001420         | CLARE         | Acid         | ADJ    | 11/70                  | 3300          |                                 | 1.0          |
| TOTAL POPULATION SERVED BY SOURCE WATER SYSTEM - - - - - |                 |               |              |        |                        | 3300          |                                 |              |
| CLIFFORD   | 0001460         | LAPEER        |              | NATL   |                        | 406           |                                 | 1.1          |
| TOTAL POPULATION SERVED BY SOURCE WATER SYSTEM - - - - - |                 |               |              |        |                        | 406           |                                 |              |
| COLDWATER REG CENTER                                     | 0001510         | BRANCH        | Acid         | ADJ    | 05/56                  | 1760          |                                 | 1.0          |
| TOTAL POPULATION SERVED BY SOURCE WATER SYSTEM - - - - - |                 |               |              |        |                        | 1760          |                                 |              |
| COLUMBIAVILLE  | 0001570         | LAPEER        |              | NATL   |                        | 953           |                                 | 1.1          |
| TOTAL POPULATION SERVED BY SOURCE WATER SYSTEM - - - - - |                 |               |              |        |                        | 953           |                                 |              |
| COOPERATIVE HOMESTEAD                                    | 0001601         | OAKLAND       |              | NATL   |                        | 40            |                                 | 1.2          |
| TOTAL POPULATION SERVED BY SOURCE WATER SYSTEM - - - - - |                 |               |              |        |                        | 40            |                                 |              |
| CORUNNA  | 0001640         | SHLAWASSEE    |              | NATL   |                        | 3206          |                                 | 0.7          |
| TOTAL POPULATION SERVED BY SOURCE WATER SYSTEM - - - - - |                 |               |              |        |                        | 3206          |                                 |              |
| DAVISON  | 0001720         | GENESEE       |              | NATL   |                        | 6082          |                                 | 0.8          |
| TOTAL POPULATION SERVED BY SOURCE WATER SYSTEM - - - - - |                 |               |              |        |                        | 6082          |                                 |              |



POPULATION SERVED FLUORIDATED DRINKING WATER BY SOURCE SYSTEM,  
CONSECUTIVE SYSTEM, AND COUNTY WITHIN STATE (AS OF 12/31/85)

**MICHIGAN**

| WATER SYSTEM and<br>CONSECUTIVE SYSTEMS SERVED | EPA<br>ID<br>NO | COUNTY  | CHEM<br>USED | STATUS | FLUOR<br>START<br>DATE | POP<br>SERVED | NATURAL SYSTEMS<br>NAT<br>LEVEL | OPT<br>LEVEL |
|--|-----------------|---------|--------------|--------|------------------------|---------------|---------------------------------|--------------|
| DETROIT  | 0001800         | WAYNE   | Acid         | ADJ    | 08/671203339           |               |                                 | 1.0          |
| ALLEN PARK                                     | 0000130         | WAYNE   |              | CONS   |                        | 34196         |                                 |              |
| ALMONT   | 0000150         | LAPEER  |              | CONS   |                        | 1864          |                                 |              |
| ASH TWP  | 0000245         | WAYNE   |              | CONS   |                        | 2000          |                                 |              |
| AUBURN HILLS                                   | 0005450         | OAKLAND |              | CONS   |                        | 14000         |                                 |              |
| BELLEVILLE                                     | 0000580         | WAYNE   |              | CONS   |                        | 2600          |                                 |              |
| BERLIN TWP                                     | 0000635         | WAYNE   |              | CONS   |                        | 1000          |                                 |              |
| BLOOMFIELD HILLS                               | 0000775         | OAKLAND |              | CONS   |                        | 3700          |                                 |              |
| BLOOMFIELD TWP                                 | 0000790         | OAKLAND |              | CONS   |                        | 43000         |                                 |              |
| BROWNSTOWN TWP                                 | 0000940         | WAYNE   |              | CONS   |                        | 7300          |                                 |              |
| CANTON TWP                                     | 0001100         | WAYNE   |              | CONS   |                        | 8800          |                                 |              |
| CENTERLINE                                     | 0001290         | MACOMB  |              | CONS   |                        | 9286          |                                 |              |
| CHESTERFIELD TWP                               | 0001390         | MACOMB  |              | CONS   |                        | 10000         |                                 |              |
| CLINTON TWP                                    | 0001480         | MACOMB  |              | CONS   |                        | 37900         |                                 |              |
| DEARBORN                                       | 0001730         | WAYNE   |              | CONS   |                        | 90660         |                                 |              |
| DEARBORN HEIGHTS                               | 0001740         | WAYNE   |              | CONS   |                        | 67706         |                                 |              |
| EAST DETROIT                                   | 0001950         | MACOMB  |              | CONS   |                        | 38280         |                                 |              |
| ECORSE   | 0002050         | WAYNE   |              | CONS   |                        | 14447         |                                 |              |
| FARMINGTON                                     | 0002230         | OAKLAND |              | CONS   |                        | 11200         |                                 |              |
| FARMINGTON HILLS                               | 0002240         | OAKLAND |              | CONS   |                        | 52600         |                                 |              |
| FERNDALE                                       | 0002280         | OAKLAND |              | CONS   |                        | 26200         |                                 |              |
| FLAT ROCK                                      | 0002300         | WAYNE   |              | CONS   |                        | 6850          |                                 |              |
| FLINT  | 0002310         | GENESEE |              | CONS   |                        | 193317        |                                 |              |
| FRASER   | 0002460         | MACOMB  |              | CONS   |                        | 14500         |                                 |              |
| GARDEN CITY                                    | 0002550         | WAYNE   |              | CONS   |                        | 35640         |                                 |              |
| GENESEE CO DRAIN COMM                          | 0002615         | GENESEE |              | CONS   |                        | 0             |                                 |              |
| BURTON   | 0001010         | GENESEE |              | CONS   |                        | 3300          |                                 |              |
| CLAYTON TWP                                    | 0001455         | GENESEE |              | CONS   |                        | 554           |                                 |              |
| CLIO   | 0001490         | GENESEE |              | CONS   |                        | 2364          |                                 |              |
| DAVISON TWP                                    | 0001725         | GENESEE |              | CONS   |                        | 1878          |                                 |              |
| FLINT TWP                                      | 0002320         | GENESEE |              | CONS   |                        | 9424          |                                 |              |
| FLUSHING                                       | 0002340         | GENESEE |              | CONS   |                        | 8624          |                                 |              |
| FLUSHING TWP                                   | 0002345         | GENESEE |              | CONS   |                        | 1664          |                                 |              |
| GAINES TWP                                     | 0002525         | GENESEE |              | CONS   |                        | 534           |                                 |              |
| GENESEE TWP                                    | 0002617         | GENESEE |              | CONS   |                        | 1795          |                                 |              |
| MONIROSE                                       | 0004180         | GENESEE |              | CONS   |                        | 1900          |                                 |              |
| MT MORRIS                                      | 0004520         | GENESEE |              | CONS   |                        | 3246          |                                 |              |
| MT MORRIS TWP                                  | 0004525         | GENESEE |              | CONS   |                        | 5088          |                                 |              |
| MUNDY TWP                                      | 0004555         | GENESEE |              | CONS   |                        | 345           |                                 |              |
| SWARTZ CREEK                                   | 0006505         | GENESEE |              | CONS   |                        | 5013          |                                 |              |
| VIENNA TWP                                     | 0006795         | GENESEE |              | CONS   |                        | 1940          |                                 |              |
| GIBRALTAR                                      | 0002630         | WAYNE   |              | CONS   |                        | 3900          |                                 |              |
| GROSSE ILE TWP                                 | 0002870         | WAYNE   |              | CONS   |                        | 7900          |                                 |              |
| GROSSE PTE PARK                                | 0002900         | WAYNE   |              | CONS   |                        | 13639         |                                 |              |
| GROSSE PTE SHORES                              | 0002910         | WAYNE   |              | CONS   |                        | 3122          |                                 |              |
| GROSSE PTE WOODS                               | 0002920         | WAYNE   |              | CONS   |                        | 18886         |                                 |              |

POPULATION SERVED FLUORIDATED DRINKING WATER BY SOURCE SYSTEM,  
CONSECUTIVE SYSTEM, AND COUNTY WITHIN STATE (AS OF 12/31/85)

# MICHIGAN

| WATER SYSTEM and<br>CONSECUTIVE SYSTEMS SERVED | EPA<br>ID<br>NO | COUNTY  | CHEM<br>USED | STATUS | FLUOR<br>START<br>DATE | POP<br>SERVED | NATURAL SYSTEMS |              |
|--|-----------------|---------|--------------|--------|------------------------|---------------|-----------------|--------------|
|  |                 |         |              |        |                        |               | NAT<br>LEVEL    | OPT<br>LEVEL |
| HAMIRAMCK                                      | 0002970         | WAYNE   |              | CONS   |                        | 21300         |                 |              |
| HARPER WOODS                                   | 0003020         | WAYNE   |              | CONS   |                        | 16361         |                 |              |
| HAZEL PARK                                     | 0003100         | OAKLAND |              | CONS   |                        | 2100          |                 |              |
| HURON TWP                                      | 0003320         | WAYNE   |              | CONS   |                        | 8700          |                 |              |
| IMLAY CITY                                     | 0003340         | LAPEER  |              | CONS   |                        | 2496          |                 |              |
| INKSTER  | 0003360         | WAYNE   |              | CONS   |                        | 35190         |                 |              |
| KEEGO HARBOR                                   | 0003595         | OAKLAND |              | CONS   |                        | 2700          |                 |              |
| LAPEER   | 0003780         | LAPEER  |              | CONS   |                        | 6225          |                 |              |
| OAKDALE CENTER                                 | 0003790         | LAPEER  |              | CONS   |                        | 2000          |                 |              |
| LINCOLN PARK                                   | 0003870         | WAYNE   |              | CONS   |                        | 45105         |                 |              |
| LIVONIA  | 0003930         | WAYNE   |              | CONS   |                        | 104814        |                 |              |
| MACOMB TWP                                     | 0003990         | MACOMB  |              | CONS   |                        | 4500          |                 |              |
| MADISON HEIGHTS                                | 0004000         | OAKLAND |              | CONS   |                        | 35400         |                 |              |
| MAYFIELD TWP                                   | 0004178         | LAPEER  |              | CONS   |                        | 468           |                 |              |
| MELVINDALE                                     | 0004220         | WAYNE   |              | CONS   |                        | 12322         |                 |              |
| NORTHVILLE                                     | 0004830         | WAYNE   |              | CONS   |                        | 5698          |                 |              |
| NORTHVILLE TWP                                 | 0004845         | WAYNE   |              | CONS   |                        | 3500          |                 |              |
| NOVI   | 0004870         | OAKLAND |              | CONS   |                        | 15000         |                 |              |
| OAK PARK                                       | 0004880         | OAKLAND |              | CONS   |                        | 31500         |                 |              |
| ORION TWP                                      | 0005035         | OAKLAND |              | CONS   |                        | 500           |                 |              |
| PLYMOUTH                                       | 0005400         | WAYNE   |              | CONS   |                        | 9986          |                 |              |
| PLYMOUTH TWP                                   | 0005420         | WAYNE   |              | CONS   |                        | 13100         |                 |              |
| PONTIAC  | 0005440         | OAKLAND |              | CONS   |                        | 76700         |                 |              |
| REDFORD TWP                                    | 0005640         | WAYNE   |              | CONS   |                        | 72400         |                 |              |
| RIVER ROUGE                                    | 0005690         | WAYNE   |              | CONS   |                        | 12912         |                 |              |
| RIVERVIEW                                      | 0005690         | WAYNE   |              | CONS   |                        | 14569         |                 |              |
| ROCHESTER HILLS                                | 0000325         | OAKLAND |              | CONS   |                        | 45000         |                 |              |
| ROCKWOOD                                       | 0005750         | WAYNE   |              | CONS   |                        | 3350          |                 |              |
| ROMULUS  | 0005785         | WAYNE   |              | CONS   |                        | 24857         |                 |              |
| ROSEVILLE                                      | 0005820         | MACOMB  |              | CONS   |                        | 54311         |                 |              |
| ROYAL OAK TWP                                  | 0005840         | OAKLAND |              | CONS   |                        | 5800          |                 |              |
| S ROCKWOOD                                     | 0006130         | MONROE  |              | CONS   |                        | 1477          |                 |              |
| SE OAKLAND CO WATER AUTH                       | 0006150         | OAKLAND |              | CONS   |                        | 0             |                 |              |
| BERKLEY  | 0000630         | OAKLAND |              | CONS   |                        | 18600         |                 |              |
| BEVERLY HILLS                                  | 0000690         | OAKLAND |              | CONS   |                        | 10900         |                 |              |
| BINGHAM FARMS                                  | 0000715         | OAKLAND |              | CONS   |                        | 500           |                 |              |
| BIRMINGHAM                                     | 0000730         | OAKLAND |              | CONS   |                        | 21900         |                 |              |
| CLAWSON  | 0001440         | OAKLAND |              | CONS   |                        | 15200         |                 |              |
| HUNTINGTON WOODS                               | 0003310         | OAKLAND |              | CONS   |                        | 6900          |                 |              |
| LATHRUP VILLAGE                                | 0003800         | OAKLAND |              | CONS   |                        | 4700          |                 |              |
| PLEASANT RIDGE                                 | 0005390         | OAKLAND |              | CONS   |                        | 3100          |                 |              |
| ROYAL OAK                                      | 0005830         | OAKLAND |              | CONS   |                        | 70800         |                 |              |
| SOUTHFIELD                                     | 0006160         | OAKLAND |              | CONS   |                        | 73900         |                 |              |
| SHELBY TWP                                     | 0006010         | MACOMB  |              | CONS   |                        | 4000          |                 |              |
| SOUTHGATE                                      | 0006170         | WAYNE   |              | CONS   |                        | 32058         |                 |              |
| ST CLAIR SHORES                                | 0006280         | MACOMB  |              | CONS   |                        | 76210         |                 |              |
| STERLING HEIGHTS                               | 0006385         | MACOMB  |              | CONS   |                        | 108999        |                 |              |

POPULATION SERVED FLUORIDATED DRINKING WATER BY SOURCE SYSTEM,  
CONSECUTIVE SYSTEM, AND COUNTY WITHIN STATE (AS OF 12/31/85)

**MICHIGAN**

| WATER SYSTEM and<br>CONSECUTIVE SYSTEMS SERVED           | EPA<br>ID<br>NO | COUNTY     | CHEM<br>USED | STATUS | FLUOR<br>START<br>DATE | POP<br>SERVED | NATURAL SYSTEMS<br>NAT OPT<br>LEVEL LEVEL |
|--|-----------------|------------|--------------|--------|------------------------|---------------|---|
| SUMPTER TWP  | 0006460         | WAYNE      |              | CONS   |                        | 2600          |   |
| TAYLOR   | 0006545         | WAYNE      |              | CONS   |                        | 77568         |   |
| TRENTON  | 0006650         | WAYNE      |              | CONS   |                        | 22762         |   |
| TROY   | 0006690         | OAKLAND    |              | CONS   |                        | 69000         |   |
| UTICA  | 0006760         | MACOMB     |              | CONS   |                        | 5282          |   |
| VAN BUREN TWP  | 0006770         | WAYNE      |              | CONS   |                        | 9400          |   |
| W BLOOMFIELD TWP   | 0006975         | OAKLAND    |              | CONS   |                        | 26500         |   |
| WARREN   | 0006900         | MACOMB     |              | CONS   |                        | 161131        |   |
| WASHINGTON TWP   | 0006905         | MACOMB     |              | CONS   |                        | 100           |   |
| WAYNE  | 0006950         | WAYNE      |              | CONS   |                        | 21159         |   |
| WESTLAND   | 0007040         | WAYNE      |              | CONS   |                        | 84603         |   |
| WOODHAVEN  | 0007180         | WAYNE      |              | CONS   |                        | 10902         |   |
| TOTAL POPULATION SERVED BY SOURCE WATER SYSTEM - - - - - |                 |            |              |        |                        | 3661616       |   |
| DOWAGIAC   | 0001860         | CASS       | Acid         | ADJ    | /70                    | 6400          | 1.0                                       |
| TOTAL POPULATION SERVED BY SOURCE WATER SYSTEM - - - - - |                 |            |              |        |                        | 6400          |   |
| DRYDEN   | 0001870         | LAPEER     |              | NATL   |                        | 650           | 1.1                                       |
| TOTAL POPULATION SERVED BY SOURCE WATER SYSTEM - - - - - |                 |            |              |        |                        | 650           |   |
| DUNDEE   | 0001880         | MONROE     | Acid         | ADJ    | /72                    | 2575          | 1.0                                       |
| TOTAL POPULATION SERVED BY SOURCE WATER SYSTEM - - - - - |                 |            |              |        |                        | 2575          |   |
| E CHINA TWP  | 0001940         | ST. CLAIR  | NaSiF6       | ADJ    | 04/62                  | 3100          | 1.0                                       |
| CHINA TWP  | 0001415         | ST. CLAIR  |              | CONS   |                        | 25            |   |
| TOTAL POPULATION SERVED BY SOURCE WATER SYSTEM - - - - - |                 |            |              |        |                        | 3125          |   |
| E LANSING-MERIDIAN TWP AUTH                              | 0001995         | INGHAM     | Acid         | ADJ    | 10/55                  | 0             | 1.0                                       |
| E LANSING  | 0001990         | INGHAM     |              | CONS   |                        | 48000         |   |
| MERIDIAN TWP   | 0004260         | INGHAM     |              | CONS   |                        | 27500         |   |
| TOTAL POPULATION SERVED BY SOURCE WATER SYSTEM - - - - - |                 |            |              |        |                        | 75500         |   |
| EAST JORDAN  | 0001970         | CHARLEVOIX | Acid         | ADJ    | 04/58                  | 2185          | 1.0                                       |
| TOTAL POPULATION SERVED BY SOURCE WATER SYSTEM - - - - - |                 |            |              |        |                        | 2185          |   |
| EAST TAWAS   | 0002010         | IOSCO      | Acid         | ADJ    |                        | 2584          | 1.0                                       |
| BALDWIN TWP  | 0000355         | IOSCO      |              | CONS   |                        | 100           |   |
| TAWAS CITY   | 0006540         | IOSCO      |              | CONS   |                        | 1967          |   |
| TOTAL POPULATION SERVED BY SOURCE WATER SYSTEM - - - - - |                 |            |              |        |                        | 4651          |   |

POPULATION SERVED FLUORIDATED DRINKING WATER BY SOURCE SYSTEM,  
CONSECUTIVE SYSTEM, AND COUNTY WITHIN STATE (AS OF 12/31/85)

**MICHIGAN**

| WATER SYSTEM and<br>CONSECUTIVE SYSTEMS SERVED           | EPA<br>ID<br>NO | COUNTY     | CHEM<br>USED | STATUS | FLUOR<br>START<br>DATE | POP<br>SERVED | NATURAL SYSTEMS<br>NAT OPT<br>LEVEL LEVEL |
|--|-----------------|------------|--------------|--------|------------------------|---------------|---|
| EATON RAPIDS   | 0002020         | EATON      | Acid         | ADJ    | /71                    | 4510          | 1.0                                       |
| TOTAL POPULATION SERVED BY SOURCE WATER SYSTEM - - - - - |                 |            |              |        |                        | 4510          |   |
| ECHO COVE - DEVIL'S LAKE                                 | 0002040         | LENAWEE    |              | NATL   |                        | 60            | 1.0                                       |
| TOTAL POPULATION SERVED BY SOURCE WATER SYSTEM - - - - - |                 |            |              |        |                        | 60            |   |
| EDGEWOOD HILLS   | 0002060         | OAKLAND    |              | NATL   |                        | 150           | 0.7                                       |
| TOTAL POPULATION SERVED BY SOURCE WATER SYSTEM - - - - - |                 |            |              |        |                        | 150           |   |
| ELK RAPIDS   | 0002090         | ANTRIM     | Acid         | ADJ    | 12/69                  | 1504          | 1.0                                       |
| TOTAL POPULATION SERVED BY SOURCE WATER SYSTEM - - - - - |                 |            |              |        |                        | 1504          |   |
| ENGADINE   | 0002140         | MACKINAC   |              | NATL   |                        | 100           | 1.2                                       |
| TOTAL POPULATION SERVED BY SOURCE WATER SYSTEM - - - - - |                 |            |              |        |                        | 100           |   |
| ESCANABA   | 0002170         | DELTA      | Acid         | ADJ    | 12/55                  | 14500         | 1.0                                       |
| TOTAL POPULATION SERVED BY SOURCE WATER SYSTEM - - - - - |                 |            |              |        |                        | 14500         |   |
| FENTON   | 0002270         | GENESEE    | Acid         | ADJ    | 09/63                  | 8098          | 1.0                                       |
| TOTAL POPULATION SERVED BY SOURCE WATER SYSTEM - - - - - |                 |            |              |        |                        | 8098          |   |
| FORD RIVER TWP   | 0002350         | DELTA      |              | NATL   |                        | 580           | 0.8                                       |
| TOTAL POPULATION SERVED BY SOURCE WATER SYSTEM - - - - - |                 |            |              |        |                        | 580           |   |
| FOWLER   | 0002390         | CLINTON    |              | NATL   |                        | 1106          | 1.3                                       |
| TOTAL POPULATION SERVED BY SOURCE WATER SYSTEM - - - - - |                 |            |              |        |                        | 1106          |   |
| FOWLERVILLE  | 0002400         | LIVINGSTON | Acid         | ADJ    | 03/73                  | 2289          | 1.0                                       |
| TOTAL POPULATION SERVED BY SOURCE WATER SYSTEM - - - - - |                 |            |              |        |                        | 2289          |   |
| FREELAND   | 0002470         | SAGINAW    |              | NATL   |                        | 1705          | 0.7                                       |
| TOTAL POPULATION SERVED BY SOURCE WATER SYSTEM - - - - - |                 |            |              |        |                        | 1705          |   |
| FREMONT  | 0002490         | NEWAYGO    | Acid         | ADJ    | 12/68                  | 3465          | 1.0                                       |
| TOTAL POPULATION SERVED BY SOURCE WATER SYSTEM - - - - - |                 |            |              |        |                        | 3465          |   |

POPULATION SERVED FLUORIDATED DRINKING WATER BY SOURCE SYSTEM,  
CONSECUTIVE SYSTEM, AND COUNTY WITHIN STATE (AS OF 12/31/85)

**MICHIGAN**

| WATER SYSTEM and<br>CONSECUTIVE SYSTEMS SERVED           | EPA<br>ID<br>NO | COUNTY      | CHEM<br>USED | STATUS | FLUOR<br>START<br>DATE | POP<br>SERVED | NATURAL SYSTEMS<br>NAT OPT<br>LEVEL LEVEL |
|--|-----------------|-------------|--------------|--------|------------------------|---------------|---|
| GAGETOWN   | 0002520         | TUSCOOLA    |              |        | NATL                   | 408           | 1.0                                       |
| TOTAL POPULATION SERVED BY SOURCE WATER SYSTEM - - - - - |                 |             |              |        |                        | 408           |   |
| GALESBURG  | 0002530         | KALAMAZOO   | Acid         | ADJ    | 06/67                  | 1822          | 1.0                                       |
| TOTAL POPULATION SERVED BY SOURCE WATER SYSTEM - - - - - |                 |             |              |        |                        | 1822          |   |
| GARDEN   | 0002540         | DELTA       |              |        | NATL                   | 275           | 1.6                                       |
| TOTAL POPULATION SERVED BY SOURCE WATER SYSTEM - - - - - |                 |             |              |        |                        | 275           |   |
| GERMFASK   | 0002625         | SCHOOLCRAFT |              |        | NATL                   | 116           | 0.7                                       |
| TOTAL POPULATION SERVED BY SOURCE WATER SYSTEM - - - - - |                 |             |              |        |                        | 116           |   |
| GLADSTONE  | 0002640         | DELTA       | Acid         | ADJ    | 11/54                  | 4600          | 1.0                                       |
| TOTAL POPULATION SERVED BY SOURCE WATER SYSTEM - - - - - |                 |             |              |        |                        | 4600          |   |
| GOODRICH FARMS   | 0002710         | OAKLAND     |              |        | NATL                   | 410           | 1.1                                       |
| TOTAL POPULATION SERVED BY SOURCE WATER SYSTEM - - - - - |                 |             |              |        |                        | 410           |   |
| GRAND BLANC  | 0002740         | GENESEE     |              |        | NATL                   | 7630          | 0.7                                       |
| TOTAL POPULATION SERVED BY SOURCE WATER SYSTEM - - - - - |                 |             |              |        |                        | 7630          |   |
| GRAND BLANC TWP - CENTRAL                                | 0002745         | GENESEE     |              |        | NATL                   | 4000          | 0.9                                       |
| TOTAL POPULATION SERVED BY SOURCE WATER SYSTEM - - - - - |                 |             |              |        |                        | 4000          |   |
| GRAND BLANC TWP - EAST                                   | 0002747         | GENESEE     |              |        | NATL                   | 1312          | 0.8                                       |
| TOTAL POPULATION SERVED BY SOURCE WATER SYSTEM - - - - - |                 |             |              |        |                        | 1312          |   |
| GRAND HAVEN  | 0002750         | OTTAWA      | Acid         | ADJ    | 06/52                  | 12000         | 1.0                                       |
| CROCKERY TWP   | 0001664         | OTTAWA      |              |        | CONS                   | 300           |   |
| FERRYSBURG   | 0002285         | OTTAWA      |              |        | CONS                   | 2440          |   |
| GRAND HAVEN TWP  | 0002760         | OTTAWA      |              |        | CONS                   | 1500          |   |
| SPRING LAKE TWP  | 0006235         | OTTAWA      |              |        | CONS                   | 4000          |   |
| TOTAL POPULATION SERVED BY SOURCE WATER SYSTEM - - - - - |                 |             |              |        |                        | 20240         |   |
| GRAND RAPIDS   | 0002790         | KENT        | NaSiF6       | ADJ    | 11/45                  | 197649        | 1.0                                       |
| ADA TWP  | 0000012         | KENT        |              |        | CONS                   | 3000          |   |
| ALLENDALE TWP  | 0000127         | OTTAWA      |              |        | CONS                   | 2000          |   |

POPULATION SERVED FLUORIDATED DRINKING WATER BY SOURCE SYSTEM,  
CONSECUTIVE SYSTEM, AND COUNTY WITHIN STATE (AS OF 12/31/85)

**MICHIGAN**

| WATER SYSTEM and<br>CONSECUTIVE SYSTEMS SERVED           | EPA<br>ID<br>NO | COUNTY    | CHEM<br>USED | STATUS | FLUOR<br>START<br>DATE | POP<br>SERVED | NATURAL SYSTEMS<br>NAT OPT<br>LEVEL LEVEL |
|--|-----------------|-----------|--------------|--------|------------------------|---------------|---|
| CANNON TWP   | 0001080         | KENT      |              | CONS   |                        | 600           |   |
| CASCADE TWP  | 0001185         | KENT      |              | CONS   |                        | 2500          |   |
| COOPERSVILLE   | 0001610         | KENT      |              | CONS   |                        | 2889          |   |
| E GRAND RAPIDS   | 0001960         | KENT      |              | CONS   |                        | 12565         |   |
| GRAND RAPIDS TWP   | 0002800         | KENT      |              | CONS   |                        | 1500          |   |
| KENTWOOD   | 0003620         | KENT      |              | CONS   |                        | 30400         |   |
| WALKER   | 0006860         | KENT      |              | CONS   |                        | 15088         |   |
| TOTAL POPULATION SERVED BY SOURCE WATER SYSTEM - - - - - |                 |           |              |        |                        | 268191        |   |
| GRAYLING   | 0002840         | CRAWFORD  | Acid         | ADJ    | /70                    | 2143          | 1.0                                       |
| TOTAL POPULATION SERVED BY SOURCE WATER SYSTEM - - - - - |                 |           |              |        |                        | 2143          |   |
| GREEN ACRES APTS   | 0002844         | GENESEE   |              | NATL   |                        | 80            | 1.4                                       |
| TOTAL POPULATION SERVED BY SOURCE WATER SYSTEM - - - - - |                 |           |              |        |                        | 80            |   |
| GREENVILLE   | 0002850         | MONTCALM  | Acid         | ADJ    | 11/66                  | 7500          | 1.0                                       |
| TOTAL POPULATION SERVED BY SOURCE WATER SYSTEM - - - - - |                 |           |              |        |                        | 7500          |   |
| GROSSE PTE FARMS   | 0002890         | WAYNE     | Acid         | ADJ    |                        | 10600         | 1.0                                       |
| GROSSE POINTE  | 0002880         | WAYNE     |              | CONS   |                        | 5900          |   |
| TOTAL POPULATION SERVED BY SOURCE WATER SYSTEM - - - - - |                 |           |              |        |                        | 16500         |   |
| GWINN  | 0002370         | MARQUETTE |              | ADJ    |                        | 3186          | 1.0                                       |
| TOTAL POPULATION SERVED BY SOURCE WATER SYSTEM - - - - - |                 |           |              |        |                        | 3186          |   |
| HARBOR BEACH   | 0003000         | HURON     | Acid         | ADJ    |                        | 2000          | 1.0                                       |
| TOTAL POPULATION SERVED BY SOURCE WATER SYSTEM - - - - - |                 |           |              |        |                        | 2000          |   |
| HARBOR SPRINGS   | 0003010         | EMMET     | Acid         | ADJ    | 05/63                  | 1567          | 1.0                                       |
| TOTAL POPULATION SERVED BY SOURCE WATER SYSTEM - - - - - |                 |           |              |        |                        | 1567          |   |
| HARTFORD   | 0003070         | VAN BUREN | NaF          | ADJ    | 05/66                  | 2493          | 1.0                                       |
| TOTAL POPULATION SERVED BY SOURCE WATER SYSTEM - - - - - |                 |           |              |        |                        | 2493          |   |
| HASTINGS   | 0003090         | BARRY     | Acid         | ADJ    | 11/51                  | 6500          | 1.0                                       |
| TOTAL POPULATION SERVED BY SOURCE WATER SYSTEM - - - - - |                 |           |              |        |                        | 6500          |   |

POPULATION SERVED FLUORIDATED DRINKING WATER BY SOURCE SYSTEM,  
CONSECUTIVE SYSTEM, AND COUNTY WITHIN STATE (AS OF 12/31/85)

**MICHIGAN**

| WATER SYSTEM and<br>CONSECUTIVE SYSTEMS SERVED           | EPA<br>ID<br>NO | COUNTY     | CHEM<br>USED | STATUS | FLUOR<br>START<br>DATE | POP<br>SERVED | NATURAL SYSTEMS<br>NAT OPT<br>LEVEL LEVEL |
|--|-----------------|------------|--------------|--------|------------------------|---------------|---|
| HEMINGWAY POINTE CONDO                                   | 0003115         | CHARLEVOIX |              |        | NATL                   | 80            | 1.7                                       |
| TOTAL POPULATION SERVED BY SOURCE WATER SYSTEM - - - - - |                 |            |              |        |                        | 80            |   |
| HIGHLAND PARK  | 0003140         | WAYNE      | Acid         | ADJ    | /52                    | 27900         | 1.0                                       |
| TOTAL POPULATION SERVED BY SOURCE WATER SYSTEM - - - - - |                 |            |              |        |                        | 27900         |   |
| HILLSDALE  | 0003170         | HILLSDALE  | Acid         | ADJ    | 11/54                  | 7432          | 1.0                                       |
| TOTAL POPULATION SERVED BY SOURCE WATER SYSTEM - - - - - |                 |            |              |        |                        | 7432          |   |
| HOLLAND  | 0003190         | OTTAWA     | Acid         | ADJ    | 08/66                  | 26300         | 1.0                                       |
| LAKETOWN TWP   | 0003747         | ALLEGAN    |              | CONS   |                        | 300           |   |
| ZEELAND  | 0007270         | OTTAWA     |              | CONS   |                        | 4734          |   |
| TOTAL POPULATION SERVED BY SOURCE WATER SYSTEM - - - - - |                 |            |              |        |                        | 31334         |   |
| HOLLY  | 0003200         | OAKLAND    | Acid         | ADJ    |                        | 5000          | 1.0                                       |
| TOTAL POPULATION SERVED BY SOURCE WATER SYSTEM - - - - - |                 |            |              |        |                        | 5000          |   |
| HOWARD CITY  | 0003240         | MONTCALM   | Acid         | ADJ    |                        | 1060          | 1.0                                       |
| TOTAL POPULATION SERVED BY SOURCE WATER SYSTEM - - - - - |                 |            |              |        |                        | 1060          |   |
| HOWELL   | 0003250         | LIVINGSTON | NaF          | ADJ    | 11/61                  | 6976          | 1.0                                       |
| TEXAS TWP  | 0006565         | KALAMAZOO  |              | CONS   |                        | 1000          |   |
| TOTAL POPULATION SERVED BY SOURCE WATER SYSTEM - - - - - |                 |            |              |        |                        | 7976          |   |
| HUDSON   | 0003280         | LENAWEE    |              |        | NATL                   | 2545          | 0.8                                       |
| TOTAL POPULATION SERVED BY SOURCE WATER SYSTEM - - - - - |                 |            |              |        |                        | 2545          |   |
| ISHPEMING  | 0003440         | MARQUETTE  | Acid         | ADJ    | /53                    | 7600          | 1.0                                       |
| TOTAL POPULATION SERVED BY SOURCE WATER SYSTEM - - - - - |                 |            |              |        |                        | 7600          |   |
| JACKSON  | 0003470         | JACKSON    | Acid         | ADJ    | 08/51                  | 40271         | 1.0                                       |
| BLACKMAN TWP   | 0000740         | JACKSON    |              | CONS   |                        | 2000          |   |
| TOTAL POPULATION SERVED BY SOURCE WATER SYSTEM - - - - - |                 |            |              |        |                        | 42271         |   |
| JONESVILLE   | 0003490         | HILLSDALE  | Acid         | ADJ    | 11/73                  | 2172          | 1.0                                       |
| TOTAL POPULATION SERVED BY SOURCE WATER SYSTEM - - - - - |                 |            |              |        |                        | 2172          |   |

POPULATION SERVED FLUORIDATED DRINKING WATER BY SOURCE SYSTEM,  
CONSECUTIVE SYSTEM, AND COUNTY WITHIN STATE (AS OF 12/31/85)

# MICHIGAN

| WATER SYSTEM and<br>CONSECUTIVE SYSTEMS SERVED           | EPA<br>ID<br>NO | COUNTY    | CHEM<br>USED | STATUS | FLUOR<br>START<br>DATE | POP<br>SERVED | NATURAL SYSTEMS<br>NAT<br>LEVEL | OPT<br>LEVEL |
|--|-----------------|-----------|--------------|--------|------------------------|---------------|---------------------------------|--------------|
| JUDAH LAKE-KEATINGTON                                    | 0003500         | OAKLAND   |              |        | NATL                   | 5400          | 0.8                             |              |
| TOTAL POPULATION SERVED BY SOURCE WATER SYSTEM - - - - - |                 |           |              |        |                        | 5400          |                                 |              |
| K I SAWYER AFB   | 0008700         | MARQUETTE | Acid         | ADJ    |                        | 8700          |                                 | 1.0          |
| TOTAL POPULATION SERVED BY SOURCE WATER SYSTEM - - - - - |                 |           |              |        |                        | 8700          |                                 |              |
| KALAMAZOO  | 0003520         | KALAMAZOO | Acid         | ADJ    | 08/51                  | 79722         |                                 | 1.0          |
| COMSTOCK TWP   | 0001575         | KALAMAZOO |              | CONS   |                        | 861           |                                 |              |
| COOPER TWP   | 0001605         | KALAMAZOO |              | CONS   |                        | 436           |                                 |              |
| KALAMAZOO PSYCH REG HOSP                                 | 0003530         | KALAMAZOO |              | CONS   |                        | 1400          |                                 |              |
| KALAMAZOO TWP  | 0003540         | KALAMAZOO |              | CONS   |                        | 20166         |                                 |              |
| OSHTEMO TWP  | 0005045         | KALAMAZOO |              | CONS   |                        | 1474          |                                 |              |
| RICHLAND TWP   | 0005667         | KALAMAZOO |              | CONS   |                        | 50            |                                 |              |
| TOTAL POPULATION SERVED BY SOURCE WATER SYSTEM - - - - - |                 |           |              |        |                        | 104109        |                                 |              |
| KINGSTON   | 0003660         | TUSCOLA   |              |        | NATL                   | 464           | 0.9                             |              |
| TOTAL POPULATION SERVED BY SOURCE WATER SYSTEM - - - - - |                 |           |              |        |                        | 464           |                                 |              |
| KINROSS TWP  | 0003630         | CHIPPEWA  |              | ADJ    |                        | 3000          |                                 | 1.0          |
| TOTAL POPULATION SERVED BY SOURCE WATER SYSTEM - - - - - |                 |           |              |        |                        | 3000          |                                 |              |
| KNORRWOOD KNOLLS SUBD                                    | 0003666         | OAKLAND   |              |        | NATL                   | 100           | 0.7                             |              |
| TOTAL POPULATION SERVED BY SOURCE WATER SYSTEM - - - - - |                 |           |              |        |                        | 100           |                                 |              |
| LAKE OAKLAND WOODS SUBD                                  | 0003735         | OAKLAND   |              |        | NATL                   | 750           | 1.0                             |              |
| TOTAL POPULATION SERVED BY SOURCE WATER SYSTEM - - - - - |                 |           |              |        |                        | 750           |                                 |              |
| LAKE ODESSA  | 0003730         | IONIA     | Acid         | ADJ    | /52                    | 2300          |                                 | 1.0          |
| TOTAL POPULATION SERVED BY SOURCE WATER SYSTEM - - - - - |                 |           |              |        |                        | 2300          |                                 |              |
| LAKESIDE CLUB CONDO                                      | 0003744         | EMMET     |              |        | NATL                   | 25            | 1.7                             |              |
| TOTAL POPULATION SERVED BY SOURCE WATER SYSTEM - - - - - |                 |           |              |        |                        | 25            |                                 |              |
| LANSING  | 0003760         | INGHAM    | Acid         | ADJ    | 02/63                  | 131546        |                                 | 1.0          |
| TOTAL POPULATION SERVED BY SOURCE WATER SYSTEM - - - - - |                 |           |              |        |                        | 131546        |                                 |              |
| LEXINGTON  | 0003850         | SANILAC   |              |        | NATL                   | 1005          | 0.8                             |              |
| TOTAL POPULATION SERVED BY SOURCE WATER SYSTEM - - - - - |                 |           |              |        |                        | 1005          |                                 |              |



POPULATION SERVED FLUORIDATED DRINKING WATER BY SOURCE SYSTEM,  
CONSECUTIVE SYSTEM, AND COUNTY WITHIN STATE (AS OF 12/31/85)

# MICHIGAN

| WATER SYSTEM and<br>CONSECUTIVE SYSTEMS SERVED | EPA<br>ID<br>NO | COUNTY      | CHEM<br>USED | STATUS | FLUOR<br>START<br>DATE | POP<br>SERVED  | NATURAL SYSTEMS |              |
|--|-----------------|-------------|--------------|--------|------------------------|--|-----------------|--------------|
|  |                 |             |              |        |                        |  | NAT<br>LEVEL    | OPT<br>LEVEL |
| LINDEN   | 0003890         | GENESEE     | Acid         | ADJ    |                        | 2174   |                 | 1.0          |
|  |                 |             |              |        |                        | TOTAL POPULATION SERVED BY SOURCE WATER SYSTEM - - - - - | 2174            |              |
| LOWELL   | 0003950         | KENT        | Acid         | ADJ    | 04/57                  | 3500   |                 | 1.0          |
|  |                 |             |              |        |                        | TOTAL POPULATION SERVED BY SOURCE WATER SYSTEM - - - - - | 3500            |              |
| LUDINGTON                                      | 0003960         | MASON       | Acid         | ADJ    | 12/49                  | 8937   |                 | 1.0          |
| SCOTTVILLE                                     | 0005980         | MASON       |              | CONS   |                        | 1241   |                 |              |
|  |                 |             |              |        |                        | TOTAL POPULATION SERVED BY SOURCE WATER SYSTEM - - - - - | 10178           |              |
| MANCHESTER                                     | 0004020         | WASHITENAW  | Acid         | ADJ    | 06/73                  | 1650   |                 | 1.0          |
|  |                 |             |              |        |                        | TOTAL POPULATION SERVED BY SOURCE WATER SYSTEM - - - - - | 1650            |              |
| MANISTEE                                       | 0004030         | MANISTEE    | Acid         | ADJ    | 12/62                  | 7566   |                 | 1.0          |
|  |                 |             |              |        |                        | TOTAL POPULATION SERVED BY SOURCE WATER SYSTEM - - - - - | 7566            |              |
| MANISTIQUE                                     | 0004040         | SCHOOLCRAFT | Acid         | ADJ    | 11/61                  | 3900   |                 | 1.0          |
|  |                 |             |              |        |                        | TOTAL POPULATION SERVED BY SOURCE WATER SYSTEM - - - - - | 3900            |              |
| MANOR FARM SUBD                                | 0005180         | LENAWEE     |              |        | NATL                   | 200  |                 | 1.5          |
|  |                 |             |              |        |                        | TOTAL POPULATION SERVED BY SOURCE WATER SYSTEM - - - - - | 200             |              |
| MAPLE HILL VIL                                 | 0004055         | GENESEE     |              |        | NATL                   | 200  |                 | 0.8          |
|  |                 |             |              |        |                        | TOTAL POPULATION SERVED BY SOURCE WATER SYSTEM - - - - - | 200             |              |
| MARCELLUS                                      | 0004070         | CASS        | Acid         | ADJ    |                        | 1134   |                 | 1.0          |
|  |                 |             |              |        |                        | TOTAL POPULATION SERVED BY SOURCE WATER SYSTEM - - - - - | 1134            |              |
| MARINE CITY                                    | 0004090         | ST. CLAIR   | NaSiF6       | ADJ    | 05/61                  | 4414   |                 | 1.0          |
| COTTRELLVILLE TWP                              | 0001650         | ST. CLAIR   |              | CONS   |                        | 1000   |                 |              |
|  |                 |             |              |        |                        | TOTAL POPULATION SERVED BY SOURCE WATER SYSTEM - - - - - | 5414            |              |
| MARION   | 0004100         | OSCEOLA     | NaF          | ADJ    | 11/62                  | 989  |                 | 1.0          |
|  |                 |             |              |        |                        | TOTAL POPULATION SERVED BY SOURCE WATER SYSTEM - - - - - | 989             |              |
| MARLETTE                                       | 0004110         | SANILAC     |              |        | NATL                   | 1761   |                 | 0.8          |
|  |                 |             |              |        |                        | TOTAL POPULATION SERVED BY SOURCE WATER SYSTEM - - - - - | 1761            |              |

POPULATION SERVED FLUORIDATED DRINKING WATER BY SOURCE SYSTEM,  
CONSECUTIVE SYSTEM, AND COUNTY WITHIN STATE (AS OF 12/31/85)

**MICHIGAN**

| WATER SYSTEM and<br>CONSECUTIVE SYSTEMS SERVED           | EPA<br>ID<br>NO | COUNTY       | CHEM<br>USED | STATUS | FLUOR<br>START<br>DATE | POP<br>SERVED | NATURAL SYSTEMS<br>NAT<br>LEVEL | OPT<br>LEVEL |
|--|-----------------|--------------|--------------|--------|------------------------|---------------|---------------------------------|--------------|
| MARQUETTE  | 0004120         | MARQUETTE    | Acid         | ADJ    | 09/51                  | 23300         |                                 | 1.0          |
| MARQUETTE TWP  | 0004140         | MARQUETTE    |              | CONS   |                        | 1883          |                                 |              |
| TOTAL POPULATION SERVED BY SOURCE WATER SYSTEM - - - - - |                 |              |              |        |                        | 25183         |                                 |              |
| MARSHALL   | 0004150         | CALHOUN      | Acid         | ADJ    | 12/61                  | 7201          |                                 | 1.0          |
| TOTAL POPULATION SERVED BY SOURCE WATER SYSTEM - - - - - |                 |              |              |        |                        | 7201          |                                 |              |
| MARYSVILLE   | 0004160         | ST. CLAIR    | NaSiF6       | ADJ    | 04/52                  | 7345          |                                 | 1.0          |
| ST CLAIR TWP   | 0006282         | ST. CLAIR    |              | CONS   |                        | 825           |                                 |              |
| TOTAL POPULATION SERVED BY SOURCE WATER SYSTEM - - - - - |                 |              |              |        |                        | 8170          |                                 |              |
| MASON  | 0004170         | INGHAM       | Acid         | ADJ    | 09/64                  | 6000          |                                 | 1.0          |
| TOTAL POPULATION SERVED BY SOURCE WATER SYSTEM - - - - - |                 |              |              |        |                        | 6000          |                                 |              |
| MAYVILLE   | 0004180         | TUSCOLA      |              | NATL   |                        | 872           | 0.7                             |              |
| TOTAL POPULATION SERVED BY SOURCE WATER SYSTEM - - - - - |                 |              |              |        |                        | 872           |                                 |              |
| MEMPHIS  | 0004230         | ST. CLAIR    |              | NATL   |                        | 1171          | 1.1                             |              |
| TOTAL POPULATION SERVED BY SOURCE WATER SYSTEM - - - - - |                 |              |              |        |                        | 1171          |                                 |              |
| MENOMINEE  | 0004250         | MENOMINEE    | NaSiF6       | ADJ    | 09/57                  | 10099         |                                 | 1.0          |
| TOTAL POPULATION SERVED BY SOURCE WATER SYSTEM - - - - - |                 |              |              |        |                        | 10099         |                                 |              |
| MICHIGAN CITY, IN  | 5246020         | LA PORTE, IN | NaSiF6       | ADJ    | /52                    | 0             |                                 | 1.0          |
| MICHIANA   | 0004320         | BERRIAN      |              | CONS   |                        | 960           |                                 |              |
| GRAND BEACH  | 0002730         | BERRIEN      |              | CONS   |                        | 550           |                                 |              |
| TOTAL POPULATION SERVED BY SOURCE WATER SYSTEM - - - - - |                 |              |              |        |                        | 1510          |                                 |              |
| MICHIGAN STATE UNIV                                      | 0004340         | INGHAM       | Acid         | ADJ    | 11/65                  | 50000         |                                 | 1.0          |
| TOTAL POPULATION SERVED BY SOURCE WATER SYSTEM - - - - - |                 |              |              |        |                        | 50000         |                                 |              |
| MIDLAND  | 0004370         | MIDLAND      | Acid         | ADJ    | 11/46                  | 37250         |                                 | 1.0          |
| AUBURN   | 0000300         | MIDLAND      |              | CONS   |                        | 1920          |                                 |              |
| MIDLAND CO WD 1  | 0004375         | MIDLAND      |              | CONS   |                        | 3555          |                                 |              |
| TOTAL POPULATION SERVED BY SOURCE WATER SYSTEM - - - - - |                 |              |              |        |                        | 42725         |                                 |              |
| MILAN  | 0004380         | WASHTENAW    |              | NATL   |                        | 4182          | 0.8                             |              |
| TOTAL POPULATION SERVED BY SOURCE WATER SYSTEM - - - - - |                 |              |              |        |                        | 4182          |                                 |              |

POPULATION SERVED FLUORIDATED DRINKING WATER BY SOURCE SYSTEM,  
CONSECUTIVE SYSTEM, AND COUNTY WITHIN STATE (AS OF 12/31/85)

# MICHIGAN

| WATER SYSTEM and<br>CONSECUTIVE SYSTEMS SERVED           | EPA<br>ID<br>NO | COUNTY   | CHEM<br>USED | STATUS | FLUOR<br>START<br>DATE | POP<br>SERVED | NATURAL SYSTEMS<br>NAT<br>LEVEL | OPT<br>LEVEL |
|--|-----------------|----------|--------------|--------|------------------------|---------------|---------------------------------|--------------|
| MILFORD  | 0004390         | OAKLAND  | Acid         | ADJ    | 06/62                  | 5040          |                                 | 1.0          |
| TOTAL POPULATION SERVED BY SOURCE WATER SYSTEM - - - - - |                 |          |              |        |                        | 5040          |                                 |              |
| MILLINGTON   | 0004400         | TUSCOLA  |              | NATL   |                        | 1100          |                                 | 0.9          |
| TOTAL POPULATION SERVED BY SOURCE WATER SYSTEM - - - - - |                 |          |              |        |                        | 1100          |                                 |              |
| MINDEN CITY  | 0004410         | SANILAC  |              | NATL   |                        | 250           |                                 | 1.4          |
| TOTAL POPULATION SERVED BY SOURCE WATER SYSTEM - - - - - |                 |          |              |        |                        | 250           |                                 |              |
| MONROE   | 0004450         | MONROE   | Acid         | ADJ    | 12/51                  | 23531         |                                 | 1.0          |
| FRENCHTOWN TWP   | 0002500         | MONROE   |              | CONS   |                        | 2500          |                                 |              |
| MONROE TWP   | 0004550         | MONROE   |              | CONS   |                        | 1500          |                                 |              |
| TOTAL POPULATION SERVED BY SOURCE WATER SYSTEM - - - - - |                 |          |              |        |                        | 27531         |                                 |              |
| MORENCI  | 0004490         | LENAWEE  |              | NATL   |                        | 2110          |                                 | 0.9          |
| TOTAL POPULATION SERVED BY SOURCE WATER SYSTEM - - - - - |                 |          |              |        |                        | 2110          |                                 |              |
| MT CLEMENS   | 0004510         | MACOMB   | Acid         | ADJ    | 03/51                  | 18806         |                                 | 1.0          |
| HARRISON TWP   | 0003040         | MACOMB   |              | CONS   |                        | 15000         |                                 |              |
| TOTAL POPULATION SERVED BY SOURCE WATER SYSTEM - - - - - |                 |          |              |        |                        | 33806         |                                 |              |
| MT PLEASANT  | 0004530         | ISABELLA | Acid         | ADJ    | 10/57                  | 23746         |                                 | 1.0          |
| MT PLEASANT REG CIR                                      | 0004531         | ISABELLA |              | CONS   |                        | 560           |                                 |              |
| TOTAL POPULATION SERVED BY SOURCE WATER SYSTEM - - - - - |                 |          |              |        |                        | 24306         |                                 |              |
| MUNISING   | 0004560         | ALGER    | NaF          | ADJ    | /69                    | 3080          |                                 | 1.0          |
| TOTAL POPULATION SERVED BY SOURCE WATER SYSTEM - - - - - |                 |          |              |        |                        | 3080          |                                 |              |
| MUSKEGON   | 0004570         | MUSKEGON | Acid         | ADJ    | 07/51                  | 44631         |                                 | 1.0          |
| MUSKEGON TWP   | 0004590         | MUSKEGON |              | CONS   |                        | 4500          |                                 |              |
| NORTH MUSKEGON   | 0004780         | MUSKEGON |              | CONS   |                        | 4300          |                                 |              |
| ROOSEVELT PARK   | 0005800         | MUSKEGON |              | CONS   |                        | 4176          |                                 |              |
| TOTAL POPULATION SERVED BY SOURCE WATER SYSTEM - - - - - |                 |          |              |        |                        | 57607         |                                 |              |
| MUSKEGON HEIGHTS   | 0004580         | MUSKEGON | Acid         | ADJ    | 01/52                  | 14611         |                                 | 1.0          |
| FRUITPORT TWP  | 0002507         | MUSKEGON |              | CONS   |                        | 4200          |                                 |              |
| NORTH SHORES   | 0004850         | MUSKEGON |              | CONS   |                        | 15690         |                                 |              |
| TOTAL POPULATION SERVED BY SOURCE WATER SYSTEM - - - - - |                 |          |              |        |                        | 34501         |                                 |              |

POPULATION SERVED FLUORIDATED DRINKING WATER BY SOURCE SYSTEM,  
 CONSECUTIVE SYSTEM, AND COUNTY WITHIN STATE (AS OF 12/31/85)

**MICHIGAN**

| WATER SYSTEM and<br>CONSECUTIVE SYSTEMS SERVED           | EPA<br>ID<br>NO | COUNTY       | CHEM<br>USED | STATUS | FLUOR<br>START<br>DATE | POP<br>SERVED | NATURAL SYSTEMS<br>NAT OPT<br>LEVEL LEVEL |
|--|-----------------|--------------|--------------|--------|------------------------|---------------|---|
| NEGAUNEE   | 0004650         | MARQUETTE    | Acid         | ADJ    | 11/51                  | 5187          | 1.0                                       |
| TOTAL POPULATION SERVED BY SOURCE WATER SYSTEM - - - - - |                 |              |              |        |                        | 5187          |   |
| NEW BUFFALO  | 0004680         | BERRIEN      | Acid         | ADJ    |                        | 2821          | 1.0                                       |
| NEW BUFFALO TWP  | 0004685         | BERRIEN      |              | CONS   |                        | 100           |   |
| TOTAL POPULATION SERVED BY SOURCE WATER SYSTEM - - - - - |                 |              |              |        |                        | 2921          |   |
| NEW LOTHROP  | 0004700         | SHIAWASSEE   |              | NATL   |                        | 646           | 0.9                                       |
| TOTAL POPULATION SERVED BY SOURCE WATER SYSTEM - - - - - |                 |              |              |        |                        | 646           |   |
| NEWAYGO  | 0004710         | NEWAYGO      |              | NATL   |                        | 1381          | 0.8                                       |
| TOTAL POPULATION SERVED BY SOURCE WATER SYSTEM - - - - - |                 |              |              |        |                        | 1381          |   |
| NEWBERRY   | 0004720         | LUCE         | Acid         | ADJ    | 11/68                  | 2121          | 1.0                                       |
| TOTAL POPULATION SERVED BY SOURCE WATER SYSTEM - - - - - |                 |              |              |        |                        | 2121          |   |
| NILES  | 0004740         | BERRIEN      | Acid         | ADJ    | 11/74                  | 13115         | 1.0                                       |
| TOTAL POPULATION SERVED BY SOURCE WATER SYSTEM - - - - - |                 |              |              |        |                        | 13115         |   |
| NORTH BRANCH   | 0004770         | LAPEER       |              | NATL   |                        | 896           | 0.7                                       |
| TOTAL POPULATION SERVED BY SOURCE WATER SYSTEM - - - - - |                 |              |              |        |                        | 896           |   |
| OAK SHADE PARK   | 0004890         | LENAWEE      |              | NATL   |                        | 500           | 1.1                                       |
| TOTAL POPULATION SERVED BY SOURCE WATER SYSTEM - - - - - |                 |              |              |        |                        | 500           |   |
| OLD FARM COLONY  | 0004960         | OAKLAND      |              | NATL   |                        | 325           | 0.7                                       |
| TOTAL POPULATION SERVED BY SOURCE WATER SYSTEM - - - - - |                 |              |              |        |                        | 325           |   |
| ONAWAY   | 0005010         | PRESQUE ISLE |              | NATL   |                        | 1036          | 0.9                                       |
| TOTAL POPULATION SERVED BY SOURCE WATER SYSTEM - - - - - |                 |              |              |        |                        | 1036          |   |

POPULATION SERVED FLUORIDATED DRINKING WATER BY SOURCE SYSTEM,  
CONSECUTIVE SYSTEM, AND COUNTY WITHIN STATE (AS OF 12/31/85)

**MICHIGAN**

| WATER SYSTEM and<br>CONSECUTIVE SYSTEMS SERVED           | EPA<br>ID<br>NO | COUNTY     | CHEM<br>USED | STATUS | FLUOR<br>START<br>DATE | POP<br>SERVED | NATURAL SYSTEMS<br>NAT OPT<br>LEVEL LEVEL |
|--|-----------------|------------|--------------|--------|------------------------|---------------|---|
| ONSTED   | 0005020         | LENAWEE    |              |        | NATL                   | 670           | 0.7                                       |
| TOTAL POPULATION SERVED BY SOURCE WATER SYSTEM - - - - - |                 |            |              |        |                        | 670           |   |
| OTISVILLE  | 0005050         | GENESEE    |              |        | NATL                   | 690           | 1.0                                       |
| TOTAL POPULATION SERVED BY SOURCE WATER SYSTEM - - - - - |                 |            |              |        |                        | 690           |   |
| OTSEGO   | 0005060         | ALLEGAN    | Acid         | ADJ    | 07/67                  | 5000          | 1.0                                       |
| TOTAL POPULATION SERVED BY SOURCE WATER SYSTEM - - - - - |                 |            |              |        |                        | 5000          |   |
| OWOSSO   | 0005120         | SHIAWASSEE | Acid         | ADJ    | 01/72                  | 16455         | 1.0                                       |
| TOTAL POPULATION SERVED BY SOURCE WATER SYSTEM - - - - - |                 |            |              |        |                        | 16455         |   |
| PARCHEMENT   | 0005200         | KALAMAZOO  | Acid         | ADJ    | 03/56                  | 1817          | 1.0                                       |
| TOTAL POPULATION SERVED BY SOURCE WATER SYSTEM - - - - - |                 |            |              |        |                        | 1817          |   |
| PELTON HEIGHTS   | 0005230         | OAKLAND    |              |        | NATL                   | 680           | 0.7                                       |
| TOTAL POPULATION SERVED BY SOURCE WATER SYSTEM - - - - - |                 |            |              |        |                        | 680           |   |
| PETERSBURG   | 0005290         | MONROE     |              |        | NATL                   | 1220          | 1.3                                       |
| TOTAL POPULATION SERVED BY SOURCE WATER SYSTEM - - - - - |                 |            |              |        |                        | 1220          |   |
| PETOSKEY   | 0005300         | EMMET      | Acid         | ADJ    | 04/54                  | 6097          | 1.0                                       |
| TOTAL POPULATION SERVED BY SOURCE WATER SYSTEM - - - - - |                 |            |              |        |                        | 6097          |   |
| PIGEBON  | 0005320         | HURON      |              |        | NATL                   | 1175          | 0.8                                       |
| TOTAL POPULATION SERVED BY SOURCE WATER SYSTEM - - - - - |                 |            |              |        |                        | 1175          |   |
| PINCONNING   | 0005330         | BAY        | Acid         | ADJ    | 11/62                  | 1430          | 1.0                                       |
| PINCONNING TWP   | 0005335         | BAY        |              |        | CONS                   | 186           |   |
| TOTAL POPULATION SERVED BY SOURCE WATER SYSTEM - - - - - |                 |            |              |        |                        | 1616          |   |
| PINEHURST APTS   | 0005353         | GENESEE    |              |        | NATL                   | 25            | 0.9                                       |
| TOTAL POPULATION SERVED BY SOURCE WATER SYSTEM - - - - - |                 |            |              |        |                        | 25            |   |
| PINEVIEW APTS  | 0005352         | GENESEE    |              |        | NATL                   | 32            | 0.0                                       |
| TOTAL POPULATION SERVED BY SOURCE WATER SYSTEM - - - - - |                 |            |              |        |                        | 32            |   |

POPULATION SERVED FLUORIDATED DRINKING WATER BY SOURCE SYSTEM,  
CONSECUTIVE SYSTEM, AND COUNTY WITHIN STATE (AS OF 12/31/85)

# MICHIGAN

| WATER SYSTEM and<br>CONSECUTIVE SYSTEMS SERVED           | EPA<br>ID<br>NO | COUNTY       | CHEM<br>USED | STATUS | FLUOR<br>START<br>DATE | POP<br>SERVED | NATURAL<br>NAT<br>LEVEL | SYSTEMS<br>OPT<br>LEVEL |
|--|-----------------|--------------|--------------|--------|------------------------|---------------|-------------------------|-------------------------|
| PLAINFIELD TWP   | 0005370         | KENT         | Acid         | ADJ    | /70                    | 12000         |                         | 1.0                     |
| ALPINE TWP   | 0000190         | KENT         |              | CONS   |                        | 2649          |                         |                         |
| TOTAL POPULATION SERVED BY SOURCE WATER SYSTEM - - - - - |                 |              |              |        |                        | 14649         |                         |                         |
| PLAINWELL  | 0005380         | ALLEGAN      | Acid         | ADJ    | 03/56                  | 4502          |                         | 1.0                     |
| TOTAL POPULATION SERVED BY SOURCE WATER SYSTEM - - - - - |                 |              |              |        |                        | 4502          |                         |                         |
| POINT NIPIGON  | 0005425         | CHEBOYGAN    |              | NATL   |                        | 150           | 0.9                     |                         |
| TOTAL POPULATION SERVED BY SOURCE WATER SYSTEM - - - - - |                 |              |              |        |                        | 150           |                         |                         |
| PORT AUSTIN AIR FORCE STATION                            | 0005465         | HURON        | HF           | ADJ    |                        | 100           |                         | 1.0                     |
| TOTAL POPULATION SERVED BY SOURCE WATER SYSTEM - - - - - |                 |              |              |        |                        | 100           |                         |                         |
| PORT HURON   | 0005480         | ST. CLAIR    | HF           | ADJ    | 10/74                  | 33981         |                         | 1.0                     |
| FORT GRATIOT TWP   | 0002385         | ST. CLAIR    |              | CONS   |                        | 7088          |                         |                         |
| PORT HURON TWP   | 0005490         | ST. CLAIR    |              | CONS   |                        | 4500          |                         |                         |
| ST CLAIR CO DPW  | 0006275         | ST. CLAIR    |              | CONS   |                        | 25            |                         |                         |
| KIMBALL TWP  | 0003628         | ST. CLAIR    |              | CONS   |                        | 1770          |                         |                         |
| TOTAL POPULATION SERVED BY SOURCE WATER SYSTEM - - - - - |                 |              |              |        |                        | 47364         |                         |                         |
| PORTAGE  | 0005520         | KALAMAZOO    | Acid         | ADJ    | /51                    | 30000         |                         | 1.0                     |
| TOTAL POPULATION SERVED BY SOURCE WATER SYSTEM - - - - - |                 |              |              |        |                        | 30000         |                         |                         |
| PRADO PARK/THORNRIIDGE CONDOS                            | 0005565         | GENESEE      |              | NATL   |                        | 150           | 1.2                     |                         |
| TOTAL POPULATION SERVED BY SOURCE WATER SYSTEM - - - - - |                 |              |              |        |                        | 150           |                         |                         |
| PRESQUE ISLE HARBOR WC                                   | 0005575         | PRESQUE ISLE |              | NATL   |                        | 300           | 1.3                     |                         |
| TOTAL POPULATION SERVED BY SOURCE WATER SYSTEM - - - - - |                 |              |              |        |                        | 300           |                         |                         |
| R & M APTS   | 0005593         | GENESEE      |              | NATL   |                        | 25            | 0.8                     |                         |
| TOTAL POPULATION SERVED BY SOURCE WATER SYSTEM - - - - - |                 |              |              |        |                        | 25            |                         |                         |
| RAVINES  | 0006570         | OAKLAND      |              | NATL   |                        | 500           | 0.8                     |                         |
| TOTAL POPULATION SERVED BY SOURCE WATER SYSTEM - - - - - |                 |              |              |        |                        | 500           |                         |                         |
| READING  | 0005620         | HILLSDALE    |              | NATL   |                        | 1203          | 0.7                     |                         |
| TOTAL POPULATION SERVED BY SOURCE WATER SYSTEM - - - - - |                 |              |              |        |                        | 1203          |                         |                         |

POPULATION SERVED FLUORIDATED DRINKING WATER BY SOURCE SYSTEM,  
CONSECUTIVE SYSTEM, AND COUNTY WITHIN STATE (AS OF 12/31/85)

**MICHIGAN**

| WATER SYSTEM and<br>CONSECUTIVE SYSTEMS SERVED           | EPA<br>ID<br>NO | COUNTY       | CHEM<br>USED | STATUS | FLUOR<br>START<br>DATE | POP<br>SERVED | NATURAL SYSTEMS |              |
|--|-----------------|--------------|--------------|--------|------------------------|---------------|-----------------|--------------|
|  |                 |              |              |        |                        |               | NAT<br>LEVEL    | OPT<br>LEVEL |
| RICHMOND   | 0005670         | MACOMB       |              |        | NATL                   | 3536          | 1.3             |              |
| TOTAL POPULATION SERVED BY SOURCE WATER SYSTEM - - - - - |                 |              |              |        |                        | 3536          |                 |              |
| ROCKFORD   | 0005730         | KENT         | Acid         | ADJ    | 09/54                  | 3324          |                 | 1.0          |
| TOTAL POPULATION SERVED BY SOURCE WATER SYSTEM - - - - - |                 |              |              |        |                        | 3324          |                 |              |
| ROGER THOMAS APTS  | 0005755         | GENESEE      |              |        | NATL                   | 75            | 1.0             |              |
| TOTAL POPULATION SERVED BY SOURCE WATER SYSTEM - - - - - |                 |              |              |        |                        | 75            |                 |              |
| ROGERS CITY  | 0005770         | PRESQUE ISLE | Acid         | ADJ    | 08/61                  | 4280          |                 | 1.0          |
| TOTAL POPULATION SERVED BY SOURCE WATER SYSTEM - - - - - |                 |              |              |        |                        | 4280          |                 |              |
| RUSSELLVILLE SUBDIV                                      | 0005845         | GENESEE      |              |        | NATL                   | 100           | 1.1             |              |
| TOTAL POPULATION SERVED BY SOURCE WATER SYSTEM - - - - - |                 |              |              |        |                        | 100           |                 |              |
| S BLOOMFIELD HIGHLANDS                                   | 0006080         | OAKLAND      |              |        | NATL                   | 600           | 0.7             |              |
| TOTAL POPULATION SERVED BY SOURCE WATER SYSTEM - - - - - |                 |              |              |        |                        | 600           |                 |              |
| SAGINAW  | 0005850         | SAGINAW      |              |        | ADJ                    | 177869        |                 | 1.0          |
| BAY CITY COUNTRY CLUB                                    | 0000480         | BAY          |              |        | CONS                   | 100           |                 |              |
| BIRCH RUN  | 0000720         | SAGINAW      |              |        | CONS                   | 1197          |                 |              |
| BIRCH RUN TWP  | 0000722         | SAGINAW      |              |        | CONS                   | 1127          |                 |              |
| BILMFIELD-REESE  | 0000798         | SAGINAW      |              |        | CONS                   | 2303          |                 |              |
| BRIDGEPORT TWP   | 0000840         | SAGINAW      |              |        | CONS                   | 11422         |                 |              |
| BUENA VISTA TWP  | 0000980         | SAGINAW      |              |        | CONS                   | 9975          |                 |              |
| CARROLTON TWP  | 0001160         | SAGINAW      |              |        | CONS                   | 8285          |                 |              |
| DELTA COLLEGE  | 0001780         | SAGINAW      |              |        | CONS                   | 160           |                 |              |
| FRANKENLUST TWP  | 0002410         | BAY          |              |        | CONS                   | 500           |                 |              |
| FRANKENMUTH  | 0002420         | SAGINAW      |              |        | CONS                   | 3753          |                 |              |
| FRANKENMUTH TWP  | 0002425         | SAGINAW      |              |        | CONS                   | 427           |                 |              |
| JAMES TWP  | 0003475         | SAGINAW      |              |        | CONS                   | 2555          |                 |              |
| KOCHVILLE TWP  | 0003667         | SAGINAW      |              |        | CONS                   | 931           |                 |              |
| SAGINAW TWP  | 0005860         | SAGINAW      |              |        | CONS                   | 38600         |                 |              |
| SAGINAW VALLEY COLL.                                     | 0005870         | SAGINAW      |              |        | CONS                   | 481           |                 |              |
| SPALDING TWP   | 0006210         | SAGINAW      |              |        | CONS                   | 2368          |                 |              |
| ST CHARLES   | 0006260         | SAGINAW      |              |        | CONS                   | 2272          |                 |              |
| SWAN CREEK TWP   | 0006502         | SAGINAW      |              |        | CONS                   | 1180          |                 |              |
| TAYMOUTH TWP   | 0006552         | SAGINAW      |              |        | CONS                   | 315           |                 |              |
| THOMAS TWP   | 0006580         | SAGINAW      |              |        | CONS                   | 6300          |                 |              |
| ZILWAUKEE  | 0007280         | SAGINAW      |              |        | CONS                   | 2200          |                 |              |
| TOTAL POPULATION SERVED BY SOURCE WATER SYSTEM - - - - - |                 |              |              |        |                        | 274320        |                 |              |

POPULATION SERVED FLUORIDATED DRINKING WATER BY SOURCE SYSTEM,  
CONSECUTIVE SYSTEM, AND COUNTY WITHIN STATE (AS OF 12/31/85)

# MICHIGAN

| WATER SYSTEM and<br>CONSECUTIVE SYSTEMS SERVED           | EPA<br>ID<br>NO | COUNTY    | CHEM<br>USED | STATUS | FLUOR<br>START<br>DATE | POP<br>SERVED | NATURAL SYSTEMS<br>NAT<br>LEVEL | OPT<br>LEVEL |
|--|-----------------|-----------|--------------|--------|------------------------|---------------|---------------------------------|--------------|
| SALINE   | 0005900         | WASHTENAW | Acid         | ADJ    | 10/64                  | 6483          |                                 | 1.0          |
| TOTAL POPULATION SERVED BY SOURCE WATER SYSTEM - - - - - |                 |           |              |        |                        | 6483          |                                 |              |
| SANDUSKY   | 0005920         | SANILAC   |              | NATL   |                        | 2300          | 0.7                             |              |
| TOTAL POPULATION SERVED BY SOURCE WATER SYSTEM - - - - - |                 |           |              |        |                        | 2300          |                                 |              |
| SAULT STE MARIE  | 0005950         | CHIPPEWA  | Acid         | ADJ    | 08/55                  | 14423         |                                 | 1.0          |
| TOTAL POPULATION SERVED BY SOURCE WATER SYSTEM - - - - - |                 |           |              |        |                        | 14423         |                                 |              |
| SCHOOLCRAFT  | 0005970         | KALAMAZOO | Acid         | ADJ    |                        | 1359          |                                 | 1.0          |
| TOTAL POPULATION SERVED BY SOURCE WATER SYSTEM - - - - - |                 |           |              |        |                        | 1359          |                                 |              |
| SEBEWAING  | 0005990         | HURON     |              | NATL   |                        | 2053          | 0.8                             |              |
| TOTAL POPULATION SERVED BY SOURCE WATER SYSTEM - - - - - |                 |           |              |        |                        | 2053          |                                 |              |
| SHERIDAN   | 0006040         | MONTCALM  | NaF          | ADJ    | 04/59                  | 653           |                                 | 1.0          |
| TOTAL POPULATION SERVED BY SOURCE WATER SYSTEM - - - - - |                 |           |              |        |                        | 653           |                                 |              |
| SOUTH HAVEN  | 0006100         | VAN BUREN | Acid         | ADJ    | 12/52                  | 6471          |                                 | 1.0          |
| TOTAL POPULATION SERVED BY SOURCE WATER SYSTEM - - - - - |                 |           |              |        |                        | 6471          |                                 |              |
| SOUTH LYON   | 0006110         | OAKLAND   | Acid         | ADJ    | 11/72                  | 6000          |                                 | 1.0          |
| TOTAL POPULATION SERVED BY SOURCE WATER SYSTEM - - - - - |                 |           |              |        |                        | 6000          |                                 |              |
| SPARTA   | 0006200         | KENT      | NaF          | ADJ    | /56                    | 3373          |                                 | 1.0          |
| TOTAL POPULATION SERVED BY SOURCE WATER SYSTEM - - - - - |                 |           |              |        |                        | 3373          |                                 |              |
| SPRING LAKE  | 0006230         | OTTAWA    | Acid         | ADJ    | 04/57                  | 2731          |                                 | 1.0          |
| TOTAL POPULATION SERVED BY SOURCE WATER SYSTEM - - - - - |                 |           |              |        |                        | 2731          |                                 |              |
| ST CLAIR   | 0006270         | ST. CLAIR | NaSiF6       | ADJ    | 07/56                  | 4780          |                                 | 1.0          |
| TOTAL POPULATION SERVED BY SOURCE WATER SYSTEM - - - - - |                 |           |              |        |                        | 4780          |                                 |              |
| ST JOHNS   | 0006300         | CLINTON   | Acid         | ADJ    | 11/70                  | 7365          |                                 | 1.0          |
| TOTAL POPULATION SERVED BY SOURCE WATER SYSTEM - - - - - |                 |           |              |        |                        | 7365          |                                 |              |



POPULATION SERVED FLUORIDATED DRINKING WATER BY SOURCE SYSTEM,  
CONSECUTIVE SYSTEM, AND COUNTY WITHIN STATE (AS OF 12/31/85)

**MICHIGAN**

| WATER SYSTEM and<br>CONSECUTIVE SYSTEMS SERVED           | EPA<br>ID<br>NO | COUNTY         | CHEM<br>USED | STATUS | FLUOR<br>START<br>DATE | POP<br>SERVED | NATURAL SYSTEMS |              |
|--|-----------------|----------------|--------------|--------|------------------------|---------------|-----------------|--------------|
|  |                 |                |              |        |                        |               | NAT<br>LEVEL    | OPT<br>LEVEL |
| ST JOSEPH  | 0006310         | BERRIEN        | Acid         | ADJ    | 07/53                  | 9622          |                 | 1.0          |
| LINCOLN TWP  | 0003875         | BERRIEN        |              | CONS   |                        | 9415          |                 |              |
| SHOREHAM   | 0006050         | BERRIEN        |              | CONS   |                        | 742           |                 |              |
| ST JOSEPH TWP  | 0006315         | BERRIEN        |              | CONS   |                        | 10973         |                 |              |
| STEVENSVILLE   | 0006400         | BERRIEN        |              | CONS   |                        | 1268          |                 |              |
| TOTAL POPULATION SERVED BY SOURCE WATER SYSTEM - - - - - |                 |                |              |        |                        | 32020         |                 |              |
| STAMBAUGH  | 0006330         | IRON           | NaSiF6       | ADJ    | 08/53                  | 1442          |                 | 1.0          |
| EAST STAMBAUGH-BATES TWP                                 | 0000440         | IRON           |              | CONS   |                        | 1100          |                 |              |
| TOTAL POPULATION SERVED BY SOURCE WATER SYSTEM - - - - - |                 |                |              |        |                        | 2542          |                 |              |
| STURGIS  | 0006440         | ST. JOSEPH     | Acid         | ADJ    | 12/71                  | 9468          |                 | 1.0          |
| TOTAL POPULATION SERVED BY SOURCE WATER SYSTEM - - - - - |                 |                |              |        |                        | 9468          |                 |              |
| SUGARLOAF MIN  | 0006445         | LEELANAU       |              | NATL   |                        | 450           | 0.9             |              |
| TOTAL POPULATION SERVED BY SOURCE WATER SYSTEM - - - - - |                 |                |              |        |                        | 450           |                 |              |
| SUMMIT TWP   | 0006450         | JACKSON        | Acid         | ADJ    |                        | 12160         |                 | 1.0          |
| TOTAL POPULATION SERVED BY SOURCE WATER SYSTEM - - - - - |                 |                |              |        |                        | 12160         |                 |              |
| TANNERY CREEK CONDO                                      | 0006537         | EMMET          |              | NATL   |                        | 50            | 1.8             |              |
| TOTAL POPULATION SERVED BY SOURCE WATER SYSTEM - - - - - |                 |                |              |        |                        | 50            |                 |              |
| TECUMSEH   | 0006560         | LENAWEE        | Acid         | ADJ    | 11/57                  | 7320          |                 | 1.0          |
| TOTAL POPULATION SERVED BY SOURCE WATER SYSTEM - - - - - |                 |                |              |        |                        | 7320          |                 |              |
| THETFORD TWP   | 0006575         | GENESEE        |              | NATL   |                        | 313           | 1.2             |              |
| TOTAL POPULATION SERVED BY SOURCE WATER SYSTEM - - - - - |                 |                |              |        |                        | 313           |                 |              |
| TOLEDO, OH   | 4801411         |                |              | ADJ    |                        | 0             |                 | 0.0          |
| MONROE SOUTH CO  | 0004455         | MONROE         |              | CONS   |                        | 14000         |                 |              |
| BEDFORD TWP  | 0000530         | MONROE         |              | CONS   |                        | 650           |                 |              |
| ERIE TWP   | 0002155         | MONROE         |              | CONS   |                        | 4494          |                 |              |
| LASALLE TWP  | 0003795         | MONROE         |              | CONS   |                        | 4151          |                 |              |
| LUNA PIER  | 0003965         | MONROE         |              | CONS   |                        | 1443          |                 |              |
| TOTAL POPULATION SERVED BY SOURCE WATER SYSTEM - - - - - |                 |                |              |        |                        | 24738         |                 |              |
| TRAVERSE CITY  | 0006640         | GRAND TRAVERSE | Acid         | ADJ    | 05/52                  | 15516         |                 | 1.0          |

POPULATION SERVED FLUORIDATED DRINKING WATER BY SOURCE SYSTEM,  
CONSECUTIVE SYSTEM, AND COUNTY WITHIN STATE (AS OF 12/31/85)

**MICHIGAN**

| WATER SYSTEM and<br>CONSECUTIVE SYSTEMS SERVED           | EPA<br>ID<br>NO | COUNTY         | CHEM<br>USED | STATUS | FLUOR<br>START<br>DATE | POP<br>SERVED | NATURAL SYSTEMS<br>NAT<br>LEVEL | OPT<br>LEVEL |
|--|-----------------|----------------|--------------|--------|------------------------|---------------|---------------------------------|--------------|
| GARFIELD TWP   | 0002565         | GRAND TRAVERSE |              |        |                        | 400           |                                 |              |
| PORT TRAVERSE CONDOS                                     | 0005545         | GRAND TRAVERSE |              |        |                        | 75            |                                 |              |
| TOTAL POPULATION SERVED BY SOURCE WATER SYSTEM - - - - - |                 |                |              |        |                        | 15991         |                                 |              |
| UAW CENTER   | 0006705         | CHEBOYGAN      |              |        |                        | 400           |                                 | 1.9          |
| TOTAL POPULATION SERVED BY SOURCE WATER SYSTEM - - - - - |                 |                |              |        |                        | 400           |                                 |              |
| UBLY   | 0006710         | HURON          |              |        |                        | 900           |                                 | 0.7          |
| TOTAL POPULATION SERVED BY SOURCE WATER SYSTEM - - - - - |                 |                |              |        |                        | 900           |                                 |              |
| UNIONVILLE   | 0006730         | TUSCOLA        |              |        |                        | 647           |                                 | 1.1          |
| TOTAL POPULATION SERVED BY SOURCE WATER SYSTEM - - - - - |                 |                |              |        |                        | 647           |                                 |              |
| VASSAR   | 0006780         | TUSCOLA        |              |        |                        | 2800          |                                 | 1.0          |
| TOTAL POPULATION SERVED BY SOURCE WATER SYSTEM - - - - - |                 |                |              |        |                        | 2800          |                                 |              |
| VICKSBURG  | 0006800         | KALAMAZOO      | Acid         | ADJ    |                        | 2224          |                                 | 1.0          |
| TOTAL POPULATION SERVED BY SOURCE WATER SYSTEM - - - - - |                 |                |              |        |                        | 2224          |                                 |              |
| VILLA GLEN CONDO   | 0006802         | LEELANAU       |              |        |                        | 50            |                                 | 0.8          |
| TOTAL POPULATION SERVED BY SOURCE WATER SYSTEM - - - - - |                 |                |              |        |                        | 50            |                                 |              |
| WAKEFIELD  | 0006830         | COGEBIC        | Acid         | ADJ    | /72                    | 2829          |                                 | 1.0          |
| TOTAL POPULATION SERVED BY SOURCE WATER SYSTEM - - - - - |                 |                |              |        |                        | 2829          |                                 |              |
| WALDRON  | 0006850         | HILLSDALE      |              |        |                        | 570           |                                 | 0.9          |
| TOTAL POPULATION SERVED BY SOURCE WATER SYSTEM - - - - - |                 |                |              |        |                        | 570           |                                 |              |
| WARWICK TOWNHOUSES                                       | 0000805         | GENESEE        |              |        |                        | 50            |                                 | 1.1          |
| TOTAL POPULATION SERVED BY SOURCE WATER SYSTEM - - - - - |                 |                |              |        |                        | 50            |                                 |              |
| WAYLAND  | 0006904         | ALLEGAN        | Acid         | ADJ    | 01/74                  | 2053          |                                 | 1.0          |
| TOTAL POPULATION SERVED BY SOURCE WATER SYSTEM - - - - - |                 |                |              |        |                        | 2053          |                                 |              |
| WEST BRANCH  | 0007010         | OGEMAW         | NaF          | ADJ    | 12/64                  | 1785          |                                 | 1.0          |
| TOTAL POPULATION SERVED BY SOURCE WATER SYSTEM - - - - - |                 |                |              |        |                        | 1785          |                                 |              |

POPULATION SERVED FLUORIDATED DRINKING WATER BY SOURCE SYSTEM,  
CONSECUTIVE SYSTEM, AND COUNTY WITHIN STATE (AS OF 12/31/85)

# MICHIGAN

| WATER SYSTEM and<br>CONSECUTIVE SYSTEMS SERVED           | EPA<br>ID<br>NO | COUNTY    | CHEM<br>USED | STATUS | FLUOR<br>START<br>DATE | POP<br>SERVED | NATURAL SYSTEMS<br>NAT<br>LEVEL | OPT<br>LEVEL |
|--|-----------------|-----------|--------------|--------|------------------------|---------------|---------------------------------|--------------|
| WHITE PINE   | 0007080         | ONTONAGON | Acid         | ADJ    | 03/55                  | 1200          |                                 | 1.0          |
| TOTAL POPULATION SERVED BY SOURCE WATER SYSTEM - - - - - |                 |           |              |        |                        | 1200          |                                 |              |
| WILDWOOD SUBD  | 0007110         | GENESEE   |              | NATL   |                        | 250           | 0.8                             |              |
| TOTAL POPULATION SERVED BY SOURCE WATER SYSTEM - - - - - |                 |           |              |        |                        | 250           |                                 |              |
| WOODBINE   | 0007160         | OAKLAND   |              | NATL   |                        | 580           | 0.8                             |              |
| TOTAL POPULATION SERVED BY SOURCE WATER SYSTEM - - - - - |                 |           |              |        |                        | 580           |                                 |              |
| WURTSMITH AFB  | 0007200         | IOSCO     | Acid         | ADJ    |                        | 8000          |                                 | 1.0          |
| TOTAL POPULATION SERVED BY SOURCE WATER SYSTEM - - - - - |                 |           |              |        |                        | 8000          |                                 |              |
| WYANDOTTE  | 0007210         | WAYNE     | Acid         | ADJ    | 11/51                  | 34000         |                                 | 1.0          |
| TOTAL POPULATION SERVED BY SOURCE WATER SYSTEM - - - - - |                 |           |              |        |                        | 34000         |                                 |              |
| WYOMING  | 0007220         | KENT      | Acid         | ADJ    | 10/61                  | 59616         |                                 | 1.0          |
| BYRON TWP  | 0001023         | KENT      |              | CONS   |                        | 1403          |                                 |              |
| GAINES TWP   | 0002527         | KENT      |              | CONS   |                        | 2000          |                                 |              |
| GEORGETOWN TWP   | 0002620         | KENT      |              | CONS   |                        | 27000         |                                 |              |
| GRANDVILLE   | 0002820         | KENT      |              | CONS   |                        | 12500         |                                 |              |
| HOLLAND TWP  | 0003195         | KENT      |              | CONS   |                        | 13739         |                                 |              |
| HUDSONVILLE  | 0003290         | KENT      |              | CONS   |                        | 5000          |                                 |              |
| OLIVE TWP  | 0004989         | KENT      |              | CONS   |                        | 100           |                                 |              |
| PARK TWP   | 0005203         | OTTAWA    |              | CONS   |                        | 171           |                                 |              |
| TOTAL POPULATION SERVED BY SOURCE WATER SYSTEM - - - - - |                 |           |              |        |                        | 121529        |                                 |              |
| YALE   | 0007230         | ST. CLAIR | Acid         | ADJ    | 06/59                  | 1814          |                                 | 1.0          |
| TOTAL POPULATION SERVED BY SOURCE WATER SYSTEM - - - - - |                 |           |              |        |                        | 1814          |                                 |              |
| YPSILANTI  | 0007240         | WASHTENAW | Acid         | ADJ    | 01/64                  | 30000         |                                 | 1.0          |
| AUGUSTIA TWP   | 0000321         | WASHTENAW |              | CONS   |                        | 300           |                                 |              |
| PITTSFIELD TWP   | 0005360         | WASHTENAW |              | CONS   |                        | 2000          |                                 |              |
| SUPERIOR TWP   | 0006490         | WASHTENAW |              | CONS   |                        | 1000          |                                 |              |
| YPSILANTI TWP  | 0007260         | WASHTENAW |              | CONS   |                        | 28000         |                                 |              |
| TOTAL POPULATION SERVED BY SOURCE WATER SYSTEM - - - - - |                 |           |              |        |                        | 61300         |                                 |              |

POPULATION SERVED FLUORIDATED DRINKING WATER BY SOURCE SYSTEM,  
CONSECUTIVE SYSTEM, AND COUNTY WITHIN STATE (AS OF 12/31/85)

# MINNESOTA

| WATER SYSTEM and<br>CONSECUTIVE SYSTEMS SERVED           | EPA<br>ID<br>NO | COUNTY   | CHEM<br>USED | STATUS | FLUOR<br>START<br>DATE | POP<br>SERVED | NATURAL SYSTEMS<br>NAT<br>LEVEL | OPT<br>LEVEL |
|--|-----------------|----------|--------------|--------|------------------------|---------------|---------------------------------|--------------|
| ADA  | 1540001         | NORMAN   | Acid         | ADJ    | 06/67                  | 1971          |                                 | 1.2          |
| TOTAL POPULATION SERVED BY SOURCE WATER SYSTEM - - - - - |                 |          |              |        |                        | 1971          |                                 |              |
| ADAMS  | 1550001         | MOWER    | Acid         | ADJ    | /68                    | 796           |                                 | 1.2          |
| TOTAL POPULATION SERVED BY SOURCE WATER SYSTEM - - - - - |                 |          |              |        |                        | 796           |                                 |              |
| ADRIAN   | 1530001         | NOBLES   | Acid         | ADJ    | 11/70                  | 1336          |                                 | 1.2          |
| TOTAL POPULATION SERVED BY SOURCE WATER SYSTEM - - - - - |                 |          |              |        |                        | 1336          |                                 |              |
| AITKIN   | 1010001         | AITKIN   | Acid         | ADJ    | /63                    | 1770          |                                 | 1.2          |
| TOTAL POPULATION SERVED BY SOURCE WATER SYSTEM - - - - - |                 |          |              |        |                        | 1770          |                                 |              |
| AKELEY   | 1290001         | HUBBARD  | Acid         | ADJ    |                        | 468           |                                 | 1.2          |
| TOTAL POPULATION SERVED BY SOURCE WATER SYSTEM - - - - - |                 |          |              |        |                        | 468           |                                 |              |
| ALBANY   | 1730001         | STEARNS  | Acid         | ADJ    | 11/69                  | 1569          |                                 | 1.2          |
| TOTAL POPULATION SERVED BY SOURCE WATER SYSTEM - - - - - |                 |          |              |        |                        | 1569          |                                 |              |
| ALBERT LEA   | 1240001         | FREEBORN | Acid         | ADJ    | 10/55                  | 19190         |                                 | 1.2          |
| TOTAL POPULATION SERVED BY SOURCE WATER SYSTEM - - - - - |                 |          |              |        |                        | 19190         |                                 |              |
| ALDEN  | 1240004         | FREEBORN | Acid         | ADJ    | 09/69                  | 687           |                                 | 1.2          |
| TOTAL POPULATION SERVED BY SOURCE WATER SYSTEM - - - - - |                 |          |              |        |                        | 687           |                                 |              |
| ALEXANDRIA   | 1210001         | DOUGLAS  | Acid         | ADJ    | 12/69                  | 7608          |                                 | 1.2          |
| TOTAL POPULATION SERVED BY SOURCE WATER SYSTEM - - - - - |                 |          |              |        |                        | 7608          |                                 |              |
| ALPHA  | 1320001         | JACKSON  | Acid         | ADJ    |                        | 177           |                                 | 1.2          |
| TOTAL POPULATION SERVED BY SOURCE WATER SYSTEM - - - - - |                 |          |              |        |                        | 177           |                                 |              |
| ALTURA   | 1850018         | WINONA   | Acid         | ADJ    | /70                    | 354           |                                 | 1.2          |
| TOTAL POPULATION SERVED BY SOURCE WATER SYSTEM - - - - - |                 |          |              |        |                        | 354           |                                 |              |
| ALVARADO   | 1450001         | MARSHALL | Acid         | ADJ    | 12/70                  | 385           |                                 | 1.2          |
| TOTAL POPULATION SERVED BY SOURCE WATER SYSTEM - - - - - |                 |          |              |        |                        | 385           |                                 |              |

POPULATION SERVED FLUORIDATED DRINKING WATER BY SOURCE SYSTEM,  
CONSECUTIVE SYSTEM, AND COUNTY WITHIN STATE (AS OF 12/31/85)

## MINNESOTA

| WATER SYSTEM and<br>CONSECUTIVE SYSTEMS SERVED           | EPA<br>ID<br>NO | COUNTY     | CHEM<br>USED | STATUS | FLUOR<br>START<br>DATE | POP<br>SERVED | NATURAL SYSTEMS<br>NAT<br>LEVEL | OPT<br>LEVEL |
|--|-----------------|------------|--------------|--------|------------------------|---------------|---------------------------------|--------------|
| AMBOY  | 1070001         | BLUE EARTH | Acid         | ADJ    | 12/70                  | 606           |                                 | 1.2          |
| TOTAL POPULATION SERVED BY SOURCE WATER SYSTEM - - - - - |                 |            |              |        |                        | 606           |                                 |              |
| ANDOVER  | 1020034         | ANOKA      | Acid         | ADJ    |                        | 600           |                                 | 1.2          |
| TOTAL POPULATION SERVED BY SOURCE WATER SYSTEM - - - - - |                 |            |              |        |                        | 600           |                                 |              |
| ANN'S ACRES  | 1690037         | ST. LOUIS  | Acid         | ADJ    |                        | 321           |                                 | 1.2          |
| TOTAL POPULATION SERVED BY SOURCE WATER SYSTEM - - - - - |                 |            |              |        |                        | 321           |                                 |              |
| ANNANDALE  | 1860002         | WRIGHT     | Acid         | ADJ    | /70                    | 1568          |                                 | 1.2          |
| TOTAL POPULATION SERVED BY SOURCE WATER SYSTEM - - - - - |                 |            |              |        |                        | 1568          |                                 |              |
| ANOKA  | 1020001         | ANOKA      | Acid         | ADJ    | 11/65                  | 15634         |                                 | 1.2          |
| TOTAL POPULATION SERVED BY SOURCE WATER SYSTEM - - - - - |                 |            |              |        |                        | 15634         |                                 |              |
| APPLE VALLEY   | 1190001         | DAKOTA     | Acid         | ADJ    |                        | 21818         |                                 | 1.2          |
| TOTAL POPULATION SERVED BY SOURCE WATER SYSTEM - - - - - |                 |            |              |        |                        | 21818         |                                 |              |
| APPLETON   | 1760001         | SWIFT      | Acid         | ADJ    | 08/52                  | 1842          |                                 | 1.2          |
| TOTAL POPULATION SERVED BY SOURCE WATER SYSTEM - - - - - |                 |            |              |        |                        | 1842          |                                 |              |
| ARGYLE   | 1450002         | MARSHALL   | NaF          | ADJ    |                        | 741           |                                 | 1.2          |
| TOTAL POPULATION SERVED BY SOURCE WATER SYSTEM - - - - - |                 |            |              |        |                        | 741           |                                 |              |
| ARLINGTON  | 1720001         | SIBLEY     | Acid         | ADJ    | 11/52                  | 1779          |                                 | 1.2          |
| TOTAL POPULATION SERVED BY SOURCE WATER SYSTEM - - - - - |                 |            |              |        |                        | 1779          |                                 |              |
| ASHBY  | 1260001         | GRANT      | Acid         | ADJ    | /70                    | 486           |                                 | 1.2          |
| TOTAL POPULATION SERVED BY SOURCE WATER SYSTEM - - - - - |                 |            |              |        |                        | 486           |                                 |              |
| ASKOV  | 1580001         | PINE       | Acid         | ADJ    |                        | 350           |                                 | 1.2          |
| TOTAL POPULATION SERVED BY SOURCE WATER SYSTEM - - - - - |                 |            |              |        |                        | 350           |                                 |              |
| ATWATER  | 1340001         | KANDIYOHI  | Acid         | ADJ    | 12/70                  | 1128          |                                 | 1.2          |
| TOTAL POPULATION SERVED BY SOURCE WATER SYSTEM - - - - - |                 |            |              |        |                        | 1128          |                                 |              |

POPULATION SERVED FLUORIDATED DRINKING WATER BY SOURCE SYSTEM,  
CONSECUTIVE SYSTEM, AND COUNTY WITHIN STATE (AS OF 12/31/85)

**MINNESOTA**

| WATER SYSTEM and<br>CONSECUTIVE SYSTEMS SERVED           | EPA<br>ID<br>NO | COUNTY     | CHEM<br>USED | STATUS | FLUOR<br>START<br>DATE | POP<br>SERVED | NATURAL<br>NAT<br>LEVEL | SYSTEMS<br>OPT<br>LEVEL |
|--|-----------------|------------|--------------|--------|------------------------|---------------|-------------------------|-------------------------|
| AUDOBON  | 1030001         | BECKER     | Acid         | ADJ    | /84                    | 383           |                         | 1.2                     |
| TOTAL POPULATION SERVED BY SOURCE WATER SYSTEM - - - - - |                 |            |              |        |                        | 383           |                         |                         |
| AURORA   | 1690002         | ST. LOUIS  | NaSiF6       | ADJ    | 03/60                  | 2670          |                         | 1.2                     |
| TOTAL POPULATION SERVED BY SOURCE WATER SYSTEM - - - - - |                 |            |              |        |                        | 2670          |                         |                         |
| AUSTIN   | 1500002         | MOWER      | Acid         | ADJ    | /52                    | 23020         |                         | 1.2                     |
| TOTAL POPULATION SERVED BY SOURCE WATER SYSTEM - - - - - |                 |            |              |        |                        | 23020         |                         |                         |
| AVON   | 1730002         | STEARNS    | Acid         | ADJ    | /70                    | 804           |                         | 1.2                     |
| TOTAL POPULATION SERVED BY SOURCE WATER SYSTEM - - - - - |                 |            |              |        |                        | 804           |                         |                         |
| BABBITT  | 1690003         | ST. LOUIS  | Acid         | ADJ    | 11/69                  | 2435          |                         | 1.2                     |
| TOTAL POPULATION SERVED BY SOURCE WATER SYSTEM - - - - - |                 |            |              |        |                        | 2435          |                         |                         |
| BACKUS   | 1110002         | CASS       | Acid         | ADJ    |                        | 255           |                         | 1.2                     |
| TOTAL POPULATION SERVED BY SOURCE WATER SYSTEM - - - - - |                 |            |              |        |                        | 255           |                         |                         |
| BADGER   | 1680001         | ROSEAU     | Acid         | ADJ    | 11/70                  | 320           |                         | 1.2                     |
| TOTAL POPULATION SERVED BY SOURCE WATER SYSTEM - - - - - |                 |            |              |        |                        | 320           |                         |                         |
| BAGLEY   | 1150001         | CLEARWATER | Acid         | ADJ    |                        | 1321          |                         | 1.2                     |
| TOTAL POPULATION SERVED BY SOURCE WATER SYSTEM - - - - - |                 |            |              |        |                        | 1321          |                         |                         |
| BALATON  | 1420001         | LYON       | Acid         | ADJ    | 05/69                  | 752           |                         | 1.2                     |
| TOTAL POPULATION SERVED BY SOURCE WATER SYSTEM - - - - - |                 |            |              |        |                        | 752           |                         |                         |
| BARNESVILLE  | 1140001         | CLAY       | Acid         | ADJ    | 08/66                  | 2207          |                         | 1.2                     |
| TOTAL POPULATION SERVED BY SOURCE WATER SYSTEM - - - - - |                 |            |              |        |                        | 2207          |                         |                         |
| BARNUM   | 1090001         | CARLTON    | Acid         | ADJ    | 11/71                  | 464           |                         | 1.2                     |
| TOTAL POPULATION SERVED BY SOURCE WATER SYSTEM - - - - - |                 |            |              |        |                        | 464           |                         |                         |
| BARRETT  | 1260002         | GRANT      | Acid         | ADJ    | 11/70                  | 388           |                         | 1.2                     |
| TOTAL POPULATION SERVED BY SOURCE WATER SYSTEM - - - - - |                 |            |              |        |                        | 388           |                         |                         |

POPULATION SERVED FLUORIDATED DRINKING WATER BY SOURCE SYSTEM,  
 CONSECUTIVE SYSTEM, AND COUNTY WITHIN STATE (AS OF 12/31/85)

**MINNESOTA**

| WATER SYSTEM and<br>CONSECUTIVE SYSTEMS SERVED           | EPA<br>ID<br>NO | COUNTY            | CHEM<br>USED | STATUS | FLUOR<br>START<br>DATE | POP<br>SERVED | NATURAL SYSTEMS<br>NAT OPT<br>LEVEL LEVEL |
|--|-----------------|-------------------|--------------|--------|------------------------|---------------|---|
| BARRY  | 1060001         | BIG STONE         | Acid         | ADJ    |                        | 43            | 1.2                                       |
| TOTAL POPULATION SERVED BY SOURCE WATER SYSTEM - - - - - |                 |                   |              |        |                        | 43            |   |
| BASS BROOK TOWNSHIP                                      | 1310035         | ITASCA            | Acid         | ADJ    |                        | 470           | 1.2                                       |
| TOTAL POPULATION SERVED BY SOURCE WATER SYSTEM - - - - - |                 |                   |              |        |                        | 470           |   |
| BATTLE LAKE  | 1560001         | OTTER TAIL        | Acid         | ADJ    | 11/69                  | 708           | 1.2                                       |
| TOTAL POPULATION SERVED BY SOURCE WATER SYSTEM - - - - - |                 |                   |              |        |                        | 708           |   |
| BAUDETTE   | 1390001         | LAKE OF THE WOODS | Acid         | ADJ    | 11/70                  | 1170          | 1.2                                       |
| TOTAL POPULATION SERVED BY SOURCE WATER SYSTEM - - - - - |                 |                   |              |        |                        | 1170          |   |
| BAXTIER  | 1180027         | CROW WING         | Acid         | ADJ    | 09/80                  | 2625          | 1.2                                       |
| TOTAL POPULATION SERVED BY SOURCE WATER SYSTEM - - - - - |                 |                   |              |        |                        | 2625          |   |
| BAYPORT  | 1820001         | WASHINGTON        | Acid         | ADJ    | 09/58                  | 2932          | 1.2                                       |
| TOTAL POPULATION SERVED BY SOURCE WATER SYSTEM - - - - - |                 |                   |              |        |                        | 2932          |   |
| BEARDSLEY  | 1060002         | BIG STONE         | Acid         | ADJ    |                        | 344           | 1.2                                       |
| TOTAL POPULATION SERVED BY SOURCE WATER SYSTEM - - - - - |                 |                   |              |        |                        | 344           |   |
| BEAVER BAY   | 1380001         | LAKE              | Acid         | ADJ    | /70                    | 283           | 1.2                                       |
| TOTAL POPULATION SERVED BY SOURCE WATER SYSTEM - - - - - |                 |                   |              |        |                        | 283           |   |
| BEAVER CREEK   | 1670001         | ROCK              | Acid         | ADJ    |                        | 265           | 1.2                                       |
| TOTAL POPULATION SERVED BY SOURCE WATER SYSTEM - - - - - |                 |                   |              |        |                        | 265           |   |
| BECKER   | 1710008         | SHERBURNE         | Acid         | ADJ    | 01/80                  | 601           | 1.2                                       |
| TOTAL POPULATION SERVED BY SOURCE WATER SYSTEM - - - - - |                 |                   |              |        |                        | 601           |   |
| BEJOU  | 1440001         | MAHNOHEN          | Acid         | ADJ    |                        | 109           | 1.2                                       |
| TOTAL POPULATION SERVED BY SOURCE WATER SYSTEM - - - - - |                 |                   |              |        |                        | 109           |   |
| BELGRADE   | 1730004         | STEARNS           | Acid         | ADJ    | 12/69                  | 805           | 1.2                                       |
| TOTAL POPULATION SERVED BY SOURCE WATER SYSTEM - - - - - |                 |                   |              |        |                        | 805           |   |

POPULATION SERVED FLUORIDATED DRINKING WATER BY SOURCE SYSTEM,  
CONSECUTIVE SYSTEM, AND COUNTY WITHIN STATE (AS OF 12/31/85)

# MINNESOTA

| WATER SYSTEM and<br>CONSECUTIVE SYSTEMS SERVED           | EPA<br>ID<br>NO | COUNTY        | CHEM<br>USED | STATUS | FLUOR<br>START<br>DATE | POP<br>SERVED | NATURAL SYSTEMS<br>NAT<br>LEVEL | OPT<br>LEVEL |
|--|-----------------|---------------|--------------|--------|------------------------|---------------|---------------------------------|--------------|
| BELLE PLAINE   | 1700001         | SCOTT         | Acid         | ADJ    | /69                    | 2754          |                                 | 1.2          |
| TOTAL POPULATION SERVED BY SOURCE WATER SYSTEM - - - - - |                 |               |              |        |                        | 2754          |                                 |              |
| BELLINGHAM   | 1370001         | LAC QUI PARLE | Acid         | ADJ    | 05/69                  | 290           |                                 | 1.2          |
| TOTAL POPULATION SERVED BY SOURCE WATER SYSTEM - - - - - |                 |               |              |        |                        | 290           |                                 |              |
| BELTRAMI   | 1600014         | POLK          | Acid         | ADJ    |                        | 180           |                                 | 1.2          |
| TOTAL POPULATION SERVED BY SOURCE WATER SYSTEM - - - - - |                 |               |              |        |                        | 180           |                                 |              |
| BELVIEW  | 1640001         | REDWOOD       | Acid         | ADJ    | /69                    | 438           |                                 | 1.2          |
| TOTAL POPULATION SERVED BY SOURCE WATER SYSTEM - - - - - |                 |               |              |        |                        | 438           |                                 |              |
| BEMIDJI  | 1040002         | BELTRAMI      | Acid         | ADJ    | 11/69                  | 10949         |                                 | 1.2          |
| TOTAL POPULATION SERVED BY SOURCE WATER SYSTEM - - - - - |                 |               |              |        |                        | 10949         |                                 |              |
| BENSON   | 1760008         | SWIFT         | Acid         | ADJ    | 11/52                  | 3656          |                                 | 1.2          |
| TOTAL POPULATION SERVED BY SOURCE WATER SYSTEM - - - - - |                 |               |              |        |                        | 3656          |                                 |              |
| BERTHA   | 1770001         | TODD          | Acid         | ADJ    | 11/70                  | 510           |                                 | 1.2          |
| TOTAL POPULATION SERVED BY SOURCE WATER SYSTEM - - - - - |                 |               |              |        |                        | 510           |                                 |              |
| BIG FALLS  | 1360001         | KOOCHICHING   | Acid         | ADJ    | 12/70                  | 490           |                                 | 1.2          |
| TOTAL POPULATION SERVED BY SOURCE WATER SYSTEM - - - - - |                 |               |              |        |                        | 490           |                                 |              |
| BIG LAKE   | 1710002         | SHERBURNE     | Acid         | ADJ    | 12/69                  | 2210          |                                 | 1.2          |
| TOTAL POPULATION SERVED BY SOURCE WATER SYSTEM - - - - - |                 |               |              |        |                        | 2210          |                                 |              |
| BIGELOW  | 1530002         | NOBLES        | Acid         | ADJ    |                        | 249           |                                 | 1.2          |
| TOTAL POPULATION SERVED BY SOURCE WATER SYSTEM - - - - - |                 |               |              |        |                        | 249           |                                 |              |
| BIGFORK  | 1310001         | ITASCA        | Acid         | ADJ    | 10/80                  | 457           |                                 | 1.2          |
| TOTAL POPULATION SERVED BY SOURCE WATER SYSTEM - - - - - |                 |               |              |        |                        | 457           |                                 |              |
| BIRD ISLAND  | 1650001         | RENVILLE      | Acid         | ADJ    | 12/58                  | 1372          |                                 | 1.2          |
| TOTAL POPULATION SERVED BY SOURCE WATER SYSTEM - - - - - |                 |               |              |        |                        | 1372          |                                 |              |



POPULATION SERVED FLUORIDATED DRINKING WATER BY SOURCE SYSTEM,  
CONSECUTIVE SYSTEM, AND COUNTY WITHIN STATE (AS OF 12/31/85)

# MINNESOTA

| WATER SYSTEM and<br>CONSECUTIVE SYSTEMS SERVED           | EPA<br>ID<br>NO | COUNTY        | CHEM<br>USED | STATUS | FLUOR<br>START<br>DATE | POP<br>SERVED | NATURAL SYSTEMS<br>NAT<br>LEVEL | OPT<br>LEVEL |
|--|-----------------|---------------|--------------|--------|------------------------|---------------|---------------------------------|--------------|
| BISCAY   | 1430001         | MCLEOD        | Acid         | ADJ    | 09/80                  | 114           |                                 | 1.2          |
| TOTAL POPULATION SERVED BY SOURCE WATER SYSTEM - - - - - |                 |               |              |        |                        | 114           |                                 |              |
| BIWABIK  | 1690004         | ST. LOUIS     | Acid         | ADJ    | 11/72                  | 1372          |                                 | 1.2          |
| TOTAL POPULATION SERVED BY SOURCE WATER SYSTEM - - - - - |                 |               |              |        |                        | 1372          |                                 |              |
| BLACKDUCK  | 1040014         | BELTRAMI      | Acid         | ADJ    |                        | 653           |                                 | 1.2          |
| TOTAL POPULATION SERVED BY SOURCE WATER SYSTEM - - - - - |                 |               |              |        |                        | 653           |                                 |              |
| BLAINE   | 1020006         | ANOKA         | Acid         | ADJ    | 01/65                  | 28558         |                                 | 1.2          |
| TOTAL POPULATION SERVED BY SOURCE WATER SYSTEM - - - - - |                 |               |              |        |                        | 28558         |                                 |              |
| BLOMKEST   | 1340002         | KANDIYOHI     | Acid         | ADJ    | /70                    | 200           |                                 | 1.2          |
| TOTAL POPULATION SERVED BY SOURCE WATER SYSTEM - - - - - |                 |               |              |        |                        | 200           |                                 |              |
| BLOOMING PRAIRIE   | 1740001         | HENNEPIN      | Acid         | ADJ    | 08/68                  | 1969          |                                 | 1.2          |
| TOTAL POPULATION SERVED BY SOURCE WATER SYSTEM - - - - - |                 |               |              |        |                        | 1969          |                                 |              |
| BLOOMINGTON  | 1270001         | HENNEPIN      | NaSiF6       | ADJ    | 11/60                  | 81831         |                                 | 1.2          |
| TOTAL POPULATION SERVED BY SOURCE WATER SYSTEM - - - - - |                 |               |              |        |                        | 81831         |                                 |              |
| BLUE EARTH   | 1220001         | FARIBAULT     | Acid         | ADJ    | 08/53                  | 4132          |                                 | 1.2          |
| TOTAL POPULATION SERVED BY SOURCE WATER SYSTEM - - - - - |                 |               |              |        |                        | 4132          |                                 |              |
| BORUP  | 1540002         | NORMAN        | Acid         | ADJ    |                        | 160           |                                 | 1.2          |
| TOTAL POPULATION SERVED BY SOURCE WATER SYSTEM - - - - - |                 |               |              |        |                        | 160           |                                 |              |
| BOVEY  | 1310003         | ITASCA        | Acid         | ADJ    | 12/72                  | 813           |                                 | 1.2          |
| TOTAL POPULATION SERVED BY SOURCE WATER SYSTEM - - - - - |                 |               |              |        |                        | 813           |                                 |              |
| BOWLUS   | 1490009         | MORRISON      | Acid         | ADJ    |                        | 276           |                                 | 1.2          |
| TOTAL POPULATION SERVED BY SOURCE WATER SYSTEM - - - - - |                 |               |              |        |                        | 276           |                                 |              |
| BOYD   | 1370002         | LAC QUI PARLE | Acid         | ADJ    |                        | 329           |                                 | 1.2          |
| TOTAL POPULATION SERVED BY SOURCE WATER SYSTEM - - - - - |                 |               |              |        |                        | 329           |                                 |              |

POPULATION SERVED FLUORIDATED DRINKING WATER BY SOURCE SYSTEM,  
CONSECUTIVE SYSTEM, AND COUNTY WITHIN STATE (AS OF 12/31/85)

# MINNESOTA

| WATER SYSTEM and<br>CONSECUTIVE SYSTEMS SERVED           | EPA<br>ID<br>NO | COUNTY    | CHEM<br>USED | STATUS | FLUOR<br>START<br>DATE | POP<br>SERVED | NATURAL SYSTEMS<br>NAT<br>LEVEL | OPT<br>LEVEL |
|--|-----------------|-----------|--------------|--------|------------------------|---------------|---------------------------------|--------------|
| BRAHAM   | 1300001         | ISANTI    | Acid         | ADJ    | /70                    | 1015          |                                 | 1.2          |
| TOTAL POPULATION SERVED BY SOURCE WATER SYSTEM - - - - - |                 |           |              |        |                        | 1015          |                                 |              |
| BRAINERD   | 1180002         | CROW WING | Acid         | ADJ    | 02/80                  | 11489         |                                 | 1.2          |
| TOTAL POPULATION SERVED BY SOURCE WATER SYSTEM - - - - - |                 |           |              |        |                        | 11489         |                                 |              |
| BRANDON  | 1210009         | DOUGLAS   | Acid         | ADJ    | 11/70                  | 473           |                                 | 1.2          |
| TOTAL POPULATION SERVED BY SOURCE WATER SYSTEM - - - - - |                 |           |              |        |                        | 473           |                                 |              |
| BRECKENRIDGE   | 1840002         | WILKIN    | NaSiF6       | ADJ    | 10/60                  | 3909          |                                 | 1.2          |
| TOTAL POPULATION SERVED BY SOURCE WATER SYSTEM - - - - - |                 |           |              |        |                        | 3909          |                                 |              |
| BREITUNG-TOWER-SUDAN                                     | 1690045         | ST. LOUIS | Acid         | ADJ    | 12/70                  | 2257          |                                 | 1.2          |
| TOTAL POPULATION SERVED BY SOURCE WATER SYSTEM - - - - - |                 |           |              |        |                        | 2257          |                                 |              |
| BREWSTER   | 1530003         | NOBLES    | Acid         | ADJ    | 11/71                  | 559           |                                 | 1.2          |
| TOTAL POPULATION SERVED BY SOURCE WATER SYSTEM - - - - - |                 |           |              |        |                        | 559           |                                 |              |
| BRICELYN   | 1220002         | FARIBAULT | Acid         | ADJ    | 10/68                  | 487           |                                 | 1.2          |
| TOTAL POPULATION SERVED BY SOURCE WATER SYSTEM - - - - - |                 |           |              |        |                        | 487           |                                 |              |
| BROOKLYN CENTER  | 1270004         | HENNEPIN  | Acid         | ADJ    | 04/64                  | 31230         |                                 | 1.2          |
| TOTAL POPULATION SERVED BY SOURCE WATER SYSTEM - - - - - |                 |           |              |        |                        | 31230         |                                 |              |
| BROOKLYN PARK  | 1270005         | HENNEPIN  | Acid         | ADJ    | 10/65                  | 4332          |                                 | 1.2          |
| TOTAL POPULATION SERVED BY SOURCE WATER SYSTEM - - - - - |                 |           |              |        |                        | 4332          |                                 |              |
| BROOTEN  | 1730005         | STEARNS   | Acid         | ADJ    | /69                    | 647           |                                 | 1.2          |
| TOTAL POPULATION SERVED BY SOURCE WATER SYSTEM - - - - - |                 |           |              |        |                        | 647           |                                 |              |
| BROWERVILLE  | 1770002         | TODD      | Acid         | ADJ    | /70                    | 693           |                                 | 1.2          |
| TOTAL POPULATION SERVED BY SOURCE WATER SYSTEM - - - - - |                 |           |              |        |                        | 693           |                                 |              |
| BROWNS VALLEY  | 1780001         | TRAVERSE  | Acid         | ADJ    | 12/70                  | 887           |                                 | 1.2          |
| TOTAL POPULATION SERVED BY SOURCE WATER SYSTEM - - - - - |                 |           |              |        |                        | 887           |                                 |              |

POPULATION SERVED FLUORIDATED DRINKING WATER BY SOURCE SYSTEM,  
 CONSECUTIVE SYSTEM, AND COUNTY WITHIN STATE (AS OF 12/31/85)

**MINNESOTA**

| WATER SYSTEM and<br>CONSECUTIVE SYSTEMS SERVED           | EPA<br>ID<br>NO | COUNTY    | CHEM<br>USED | STATUS | FLUOR<br>START<br>DATE | POP<br>SERVED | NATURAL SYSTEMS<br>NAT<br>LEVEL | OPT<br>LEVEL |
|--|-----------------|-----------|--------------|--------|------------------------|---------------|---------------------------------|--------------|
| BROWNTON   | 1430002         | MCLEOD    | Acid         | ADJ    | 11/69                  | 697           |                                 | 1.2          |
| TOTAL POPULATION SERVED BY SOURCE WATER SYSTEM - - - - - |                 |           |              |        |                        | 697           |                                 |              |
| BUCKMAN  | 1490001         | MORRISON  | Acid         | ADJ    |                        | 171           |                                 | 1.2          |
| TOTAL POPULATION SERVED BY SOURCE WATER SYSTEM - - - - - |                 |           |              |        |                        | 171           |                                 |              |
| BUFFALO  | 1860005         | WRIGHT    | Acid         | ADJ    |                        | 4560          |                                 | 1.2          |
| TOTAL POPULATION SERVED BY SOURCE WATER SYSTEM - - - - - |                 |           |              |        |                        | 4560          |                                 |              |
| BUFFALO LAKE   | 1650003         | RENVILLE  | Acid         | ADJ    | /70                    | 782           |                                 | 1.2          |
| TOTAL POPULATION SERVED BY SOURCE WATER SYSTEM - - - - - |                 |           |              |        |                        | 782           |                                 |              |
| BUHL   | 1690006         | ST. LOUIS | Acid         | ADJ    | 06/80                  | 1284          |                                 | 1.2          |
| TOTAL POPULATION SERVED BY SOURCE WATER SYSTEM - - - - - |                 |           |              |        |                        | 1284          |                                 |              |
| BURNSVILLE   | 1190002         | DAKOTA    | Acid         | ADJ    | 10/66                  | 35674         |                                 | 1.2          |
| TOTAL POPULATION SERVED BY SOURCE WATER SYSTEM - - - - - |                 |           |              |        |                        | 35674         |                                 |              |
| BUTTERFIELD  | 1830001         | WATONWAN  | Acid         | ADJ    |                        | 634           |                                 | 1.2          |
| TOTAL POPULATION SERVED BY SOURCE WATER SYSTEM - - - - - |                 |           |              |        |                        | 634           |                                 |              |
| BYRON  | 1550001         | OLMSTED   | Acid         | ADJ    | 11/70                  | 1715          |                                 | 1.2          |
| TOTAL POPULATION SERVED BY SOURCE WATER SYSTEM - - - - - |                 |           |              |        |                        | 1715          |                                 |              |
| CALEDONIA  | 1280002         | HOUSTON   | Acid         | ADJ    | 10/69                  | 2691          |                                 | 1.2          |
| TOTAL POPULATION SERVED BY SOURCE WATER SYSTEM - - - - - |                 |           |              |        |                        | 2691          |                                 |              |
| CALLAWAY   | 1030004         | BECKER    | Acid         | ADJ    | /70                    | 238           |                                 | 1.2          |
| TOTAL POPULATION SERVED BY SOURCE WATER SYSTEM - - - - - |                 |           |              |        |                        | 238           |                                 |              |
| CAMBRIDGE  | 1300002         | ISANTI    | Acid         | ADJ    | /69                    | 3170          |                                 | 1.2          |
| TOTAL POPULATION SERVED BY SOURCE WATER SYSTEM - - - - - |                 |           |              |        |                        | 3170          |                                 |              |
| CAMBRIDGE STATE HOSPITAL                                 | 1300004         | ISANTI    | Acid         | ADJ    |                        | 1500          |                                 | 1.2          |
| TOTAL POPULATION SERVED BY SOURCE WATER SYSTEM - - - - - |                 |           |              |        |                        | 1500          |                                 |              |

POPULATION SERVED FLUORIDATED DRINKING WATER BY SOURCE SYSTEM,  
CONSECUTIVE SYSTEM, AND COUNTY WITHIN STATE (AS OF 12/31/85)

# MINNESOTA

| WATER SYSTEM and<br>CONSECUTIVE SYSTEMS SERVED | EPA<br>ID<br>NO | COUNTY          | CHEM<br>USED | STATUS | FLUOR<br>START<br>DATE | POP<br>SERVED | NATURAL SYSTEMS<br>NAT OPT<br>LEVEL LEVEL |
|--|-----------------|-----------------|--------------|--------|------------------------|---------------|---|
| CAMPBELL                                       | 1840003         | WILKIN          |              |        | NATL                   | 286           | 1.1                                       |
| TOTAL POPULATION SERVED BY SOURCE WATER SYSTEM |                 |                 |              |        |                        | 286           |   |
| CANBY  | 1870001         | YELLOW MEDICINE | Acid         | ADJ    | 03/66                  | 2143          | 1.2                                       |
| ST LEO   | 1870007         | YELLOW MEDICINE |              | CONS   |                        | 147           |   |
| TOTAL POPULATION SERVED BY SOURCE WATER SYSTEM |                 |                 |              |        |                        | 2290          |   |
| CANNON FALLS                                   | 1250001         | GOODHUE         | Acid         | ADJ    | /70                    | 2653          | 1.2                                       |
| TOTAL POPULATION SERVED BY SOURCE WATER SYSTEM |                 |                 |              |        |                        | 2653          |   |
| CANTON   | 1230001         | FILLMORE        | Acid         | ADJ    | 03/80                  | 386           | 1.2                                       |
| TOTAL POPULATION SERVED BY SOURCE WATER SYSTEM |                 |                 |              |        |                        | 386           |   |
| CARLOS   | 1210010         | DOUGLAS         | Acid         | ADJ    | 01/68                  | 364           | 1.2                                       |
| TOTAL POPULATION SERVED BY SOURCE WATER SYSTEM |                 |                 |              |        |                        | 364           |   |
| CARLTON  | 1090003         | CARLTON         | Acid         | ADJ    |                        | 862           | 1.2                                       |
| TOTAL POPULATION SERVED BY SOURCE WATER SYSTEM |                 |                 |              |        |                        | 862           |   |
| CASS LAKE                                      | 1110006         | CASS            | Acid         | ADJ    | /70                    | 1001          | 1.2                                       |
| TOTAL POPULATION SERVED BY SOURCE WATER SYSTEM |                 |                 |              |        |                        | 1001          |   |
| CENTER CITY                                    | 1130001         | CHISAGO         | Acid         | ADJ    | 11/71                  | 458           | 1.2                                       |
| TOTAL POPULATION SERVED BY SOURCE WATER SYSTEM |                 |                 |              |        |                        | 458           |   |
| CEYLON   | 1460001         | MARTIN          | Acid         | ADJ    |                        | 543           | 1.2                                       |
| TOTAL POPULATION SERVED BY SOURCE WATER SYSTEM |                 |                 |              |        |                        | 543           |   |
| CHAMPLIN                                       | 1270006         | HENNEPIN        | Acid         | ADJ    | 01/80                  | 5000          | 1.2                                       |
| TOTAL POPULATION SERVED BY SOURCE WATER SYSTEM |                 |                 |              |        |                        | 5000          |   |
| CHANHASSEN                                     | 1100001         | CARVER          | Acid         | ADJ    | /70                    | 6359          | 1.2                                       |
| TOTAL POPULATION SERVED BY SOURCE WATER SYSTEM |                 |                 |              |        |                        | 6359          |   |
| CHASKA   | 1100002         | CARVER          | Acid         | ADJ    | 12/70                  | 8346          | 1.2                                       |
| TOTAL POPULATION SERVED BY SOURCE WATER SYSTEM |                 |                 |              |        |                        | 8346          |   |

POPULATION SERVED FLUORIDATED DRINKING WATER BY SOURCE SYSTEM,  
CONSECUTIVE SYSTEM, AND COUNTY WITHIN STATE (AS OF 12/31/85)

## MINNESOTA

| WATER SYSTEM and<br>CONSECUTIVE SYSTEMS SERVED           | EPA<br>ID<br>NO | COUNTY          | CHEM<br>USED | STATUS | FLUOR<br>START<br>DATE | POP<br>SERVED | NATURAL SYSTEMS<br>NAT<br>LEVEL | OPT<br>LEVEL |
|--|-----------------|-----------------|--------------|--------|------------------------|---------------|---------------------------------|--------------|
| CHATFIELD  | 1230002         | FILLMORE        | Acid         | ADJ    | 01/67                  | 2055          |                                 | 1.2          |
| TOTAL POPULATION SERVED BY SOURCE WATER SYSTEM - - - - - |                 |                 |              |        |                        | 2055          |                                 |              |
| CHESTER HEIGHTS WATER CO                                 | 1550020         | OLMSTEAD        | Acid         | ADJ    |                        | 300           |                                 | 1.2          |
| TOTAL POPULATION SERVED BY SOURCE WATER SYSTEM - - - - - |                 |                 |              |        |                        | 300           |                                 |              |
| CHISAGO CITY   | 1730003         | CHISAGO         | Acid         | ADJ    | /70                    | 1634          |                                 | 1.2          |
| TOTAL POPULATION SERVED BY SOURCE WATER SYSTEM - - - - - |                 |                 |              |        |                        | 1634          |                                 |              |
| CHISHOLM   | 1690007         | ST. LOUIS       | NaSiF6       | ADJ    | 11/70                  | 5930          |                                 | 1.2          |
| TOTAL POPULATION SERVED BY SOURCE WATER SYSTEM - - - - - |                 |                 |              |        |                        | 5930          |                                 |              |
| CHOKIO   | 1750002         | STEVENS         | Acid         | ADJ    | /70                    | 559           |                                 | 1.2          |
| TOTAL POPULATION SERVED BY SOURCE WATER SYSTEM - - - - - |                 |                 |              |        |                        | 559           |                                 |              |
| CIMARRON MOVILLA   | 1820010         | WASHINGTON      | Acid         | ADJ    |                        | 1200          |                                 | 1.2          |
| TOTAL POPULATION SERVED BY SOURCE WATER SYSTEM - - - - - |                 |                 |              |        |                        | 1200          |                                 |              |
| CIRCLE PINES   | 1020013         | ANOKA           | Acid         | ADJ    | 12/52                  | 3321          |                                 | 1.2          |
| TOTAL POPULATION SERVED BY SOURCE WATER SYSTEM - - - - - |                 |                 |              |        |                        | 3321          |                                 |              |
| CLARA CITY   | 1120001         | CHIPPEWA        | Acid         | ADJ    | 11/69                  | 1574          |                                 | 1.2          |
| TOTAL POPULATION SERVED BY SOURCE WATER SYSTEM - - - - - |                 |                 |              |        |                        | 1574          |                                 |              |
| CLAREMONT  | 1200001         | DODGE           | Acid         | ADJ    | 10/70                  | 591           |                                 | 1.2          |
| TOTAL POPULATION SERVED BY SOURCE WATER SYSTEM - - - - - |                 |                 |              |        |                        | 591           |                                 |              |
| CLARISSA   | 1770003         | TODD            | Acid         | ADJ    | 11/72                  | 663           |                                 | 1.2          |
| TOTAL POPULATION SERVED BY SOURCE WATER SYSTEM - - - - - |                 |                 |              |        |                        | 663           |                                 |              |
| CLARKFIELD   | 1870002         | YELLOW MEDICINE | Acid         | ADJ    | 01/70                  | 1171          |                                 | 1.2          |
| TOTAL POPULATION SERVED BY SOURCE WATER SYSTEM - - - - - |                 |                 |              |        |                        | 1171          |                                 |              |
| CLARKS GROVE   | 1240005         | FREEBORN        | Acid         | ADJ    | 01/68                  | 620           |                                 | 1.2          |
| TOTAL POPULATION SERVED BY SOURCE WATER SYSTEM - - - - - |                 |                 |              |        |                        | 620           |                                 |              |

POPULATION SERVED FLUORIDATED DRINKING WATER BY SOURCE SYSTEM,  
CONSECUTIVE SYSTEM, AND COUNTY WITHIN STATE (AS OF 12/31/85)

**MINNESOTA**

| WATER SYSTEM and<br>CONSECUTIVE SYSTEMS SERVED           | EPA<br>ID<br>NO    | COUNTY             | CHEM<br>USED | STATUS      | FLUOR<br>START<br>DATE | POP<br>SERVED | NATURAL SYSTEMS<br>NAT OPT<br>LEVEL LEVEL |
|--|--------------------|--------------------|--------------|-------------|------------------------|---------------|---|
| CLEAR LAKE   | 1710009            | SHERBURNE          | Acid         | ADJ         | 02/80                  | 266           | 1.2                                       |
| TOTAL POPULATION SERVED BY SOURCE WATER SYSTEM - - - - - |                    |                    |              |             |                        | 266           |   |
| CLEARBROOK   | 1150003            | CLEARWATER         | Acid         | ADJ         | 12/70                  | 579           | 1.2                                       |
| TOTAL POPULATION SERVED BY SOURCE WATER SYSTEM - - - - - |                    |                    |              |             |                        | 579           |   |
| CLEARWATER   | 1860025            | WRIGHT             | Acid         | ADJ         | 03/80                  | 379           | 1.2                                       |
| TOTAL POPULATION SERVED BY SOURCE WATER SYSTEM - - - - - |                    |                    |              |             |                        | 379           |   |
| CLEMENTS   | 1640002            | REDWOOD            | Acid         | ADJ         |                        | 227           | 1.2                                       |
| TOTAL POPULATION SERVED BY SOURCE WATER SYSTEM - - - - - |                    |                    |              |             |                        | 227           |   |
| CLEVELAND  | 1400001            | LE SUEUR           | Acid         | ADJ         | /71                    | 699           | 1.2                                       |
| TOTAL POPULATION SERVED BY SOURCE WATER SYSTEM - - - - - |                    |                    |              |             |                        | 699           |   |
| CLIMAX   | 1600001            | POLK               | Acid         | ADJ         | 12/70                  | 273           | 1.2                                       |
| TOTAL POPULATION SERVED BY SOURCE WATER SYSTEM - - - - - |                    |                    |              |             |                        | 273           |   |
| CLINTON  | 1060003            | BIG STONE          | Acid         | ADJ         | 12/70                  | 622           | 1.2                                       |
| TOTAL POPULATION SERVED BY SOURCE WATER SYSTEM - - - - - |                    |                    |              |             |                        | 622           |   |
| CLOQUET WATER SYSTEM<br>SCANLON                          | 1090005<br>1090011 | CARLTON<br>CARLTON | Acid         | ADJ<br>CONS | 12/53                  | 11142<br>1050 | 1.2                                       |
| TOTAL POPULATION SERVED BY SOURCE WATER SYSTEM - - - - - |                    |                    |              |             |                        | 12192         |   |
| COKATO   | 1860006            | WRIGHT             | Acid         | ADJ         | 12/70                  | 2056          | 1.2                                       |
| TOTAL POPULATION SERVED BY SOURCE WATER SYSTEM - - - - - |                    |                    |              |             |                        | 2056          |   |
| COLD SPRING  | 1730006            | STEARNS            | Acid         | ADJ         | /70                    | 2294          | 1.2                                       |
| TOTAL POPULATION SERVED BY SOURCE WATER SYSTEM - - - - - |                    |                    |              |             |                        | 2294          |   |
| COLERAINE  | 1310006            | ITASCA             | Acid         | ADJ         | /71                    | 1116          | 1.2                                       |
| TOTAL POPULATION SERVED BY SOURCE WATER SYSTEM - - - - - |                    |                    |              |             |                        | 1116          |   |
| COLOGNE  | 1100004            | CARVER             | Acid         | ADJ         | 01/68                  | 545           | 1.2                                       |
| TOTAL POPULATION SERVED BY SOURCE WATER SYSTEM - - - - - |                    |                    |              |             |                        | 545           |   |

POPULATION SERVED FLUORIDATED DRINKING WATER BY SOURCE SYSTEM,  
CONSECUTIVE SYSTEM, AND COUNTY WITHIN STATE (AS OF 12/31/85)

# MINNESOTA

| WATER SYSTEM and<br>CONSECUTIVE SYSTEMS SERVED           | EPA<br>ID<br>NO | COUNTY     | CHEM<br>USED | STATUS | FLUOR<br>START<br>DATE | POP<br>SERVED | NATURAL SYSTEMS<br>NAT<br>LEVEL | OPT<br>LEVEL |
|--|-----------------|------------|--------------|--------|------------------------|---------------|---------------------------------|--------------|
| COMFREY  | 1080001         | BROWN      | Acid         | ADJ    | 12/70                  | 548           |                                 | 1.2          |
| TOTAL POPULATION SERVED BY SOURCE WATER SYSTEM - - - - - |                 |            |              |        |                        | 548           |                                 |              |
| COMSTOCK   | 1140002         | CLAY       | Acid         | ADJ    |                        | 110           |                                 | 1.2          |
| TOTAL POPULATION SERVED BY SOURCE WATER SYSTEM - - - - - |                 |            |              |        |                        | 110           |                                 |              |
| CONGER   | 1240006         | FREEBORN   | Acid         | ADJ    |                        | 183           |                                 | 1.2          |
| TOTAL POPULATION SERVED BY SOURCE WATER SYSTEM - - - - - |                 |            |              |        |                        | 183           |                                 |              |
| COOK   | 1690009         | ST. LOUIS  | Acid         | ADJ    | 11/70                  | 800           |                                 | 1.2          |
| TOTAL POPULATION SERVED BY SOURCE WATER SYSTEM - - - - - |                 |            |              |        |                        | 800           |                                 |              |
| COON RAPIDS  | 1020017         | ANOKA      | Acid         | ADJ    | 11/66                  | 35832         |                                 | 1.2          |
| TOTAL POPULATION SERVED BY SOURCE WATER SYSTEM - - - - - |                 |            |              |        |                        | 35832         |                                 |              |
| COSMOS   | 1470011         | MEEKER     | Acid         | ADJ    | /70                    | 571           |                                 | 1.2          |
| TOTAL POPULATION SERVED BY SOURCE WATER SYSTEM - - - - - |                 |            |              |        |                        | 571           |                                 |              |
| COTTAGE GROVE  | 1820004         | WASHINGTON | Acid         | ADJ    | 07/64                  | 18994         |                                 | 1.2          |
| TOTAL POPULATION SERVED BY SOURCE WATER SYSTEM - - - - - |                 |            |              |        |                        | 18994         |                                 |              |
| COTTONWOOD   | 1420002         | LYON       | Acid         | ADJ    | 11/70                  | 924           |                                 | 1.2          |
| TOTAL POPULATION SERVED BY SOURCE WATER SYSTEM - - - - - |                 |            |              |        |                        | 924           |                                 |              |
| COUNTY HERITAGE SUBD                                     | 1140015         | CLEARWATER | Acid         | ADJ    | /76                    | 25            |                                 | 1.2          |
| TOTAL POPULATION SERVED BY SOURCE WATER SYSTEM - - - - - |                 |            |              |        |                        | 25            |                                 |              |
| COURTLAND  | 1520001         | NICOLLET   | Acid         | ADJ    | /69                    | 399           |                                 | 1.2          |
| TOTAL POPULATION SERVED BY SOURCE WATER SYSTEM - - - - - |                 |            |              |        |                        | 399           |                                 |              |
| CROMWELL   | 1090007         | CARLTON    | Acid         | ADJ    | /69                    | 229           |                                 | 1.2          |
| TOTAL POPULATION SERVED BY SOURCE WATER SYSTEM - - - - - |                 |            |              |        |                        | 229           |                                 |              |
| CROOKSTON  | 1600002         | POLK       | Acid         | ADJ    | /54                    | 8628          |                                 | 1.2          |
| TOTAL POPULATION SERVED BY SOURCE WATER SYSTEM - - - - - |                 |            |              |        |                        | 8628          |                                 |              |

POPULATION SERVED FLUORIDATED DRINKING WATER BY SOURCE SYSTEM,  
CONSECUTIVE SYSTEM, AND COUNTY WITHIN STATE (AS OF 12/31/85)

# MINNESOTA

| WATER SYSTEM and<br>CONSECUTIVE SYSTEMS SERVED           | EPA<br>ID<br>NO | COUNTY        | CHEM<br>USED | STATUS | FLUOR<br>START<br>DATE | POP<br>SERVED | NATURAL SYSTEMS<br>NAT OPT<br>LEVEL LEVEL |
|--|-----------------|---------------|--------------|--------|------------------------|---------------|---|
| CROSBY   | 1180008         | CROW WING     | Acid         | ADJ    | 01/68                  | 2218          | 1.2                                       |
| TOTAL POPULATION SERVED BY SOURCE WATER SYSTEM - - - - - |                 |               |              |        |                        | 2218          |   |
| CURRIE   | 1510003         | MURRAY        | Acid         | ADJ    | 12/70                  | 359           | 1.2                                       |
| TOTAL POPULATION SERVED BY SOURCE WATER SYSTEM - - - - - |                 |               |              |        |                        | 359           |   |
| CYRUS  | 1610001         | POPE          | Acid         | ADJ    | 11/71                  | 334           | 1.2                                       |
| TOTAL POPULATION SERVED BY SOURCE WATER SYSTEM - - - - - |                 |               |              |        |                        | 334           |   |
| DALTON   | 1560008         | OTTER TAIL    | Acid         | ADJ    | /70                    | 248           | 1.2                                       |
| TOTAL POPULATION SERVED BY SOURCE WATER SYSTEM - - - - - |                 |               |              |        |                        | 248           |   |
| DARFUR   | 1830002         | WATONWAN      | Acid         | ADJ    | 11/69                  | 139           | 1.2                                       |
| TOTAL POPULATION SERVED BY SOURCE WATER SYSTEM - - - - - |                 |               |              |        |                        | 139           |   |
| DARWIN   | 1470002         | MEEKER        | Acid         | ADJ    | /68                    | 282           | 1.2                                       |
| TOTAL POPULATION SERVED BY SOURCE WATER SYSTEM - - - - - |                 |               |              |        |                        | 282           |   |
| DASSEL   | 1470003         | MEEKER        | Acid         | ADJ    | 05/66                  | 1066          | 1.2                                       |
| TOTAL POPULATION SERVED BY SOURCE WATER SYSTEM - - - - - |                 |               |              |        |                        | 1066          |   |
| DAWSON   | 1370003         | LAC QUI PARLE | Acid         | ADJ    | /70                    | 1901          | 1.2                                       |
| TOTAL POPULATION SERVED BY SOURCE WATER SYSTEM - - - - - |                 |               |              |        |                        | 1901          |   |
| DE GRAFF   | 1760004         | SWIFT         | Acid         | ADJ    |                        | 179           | 1.2                                       |
| TOTAL POPULATION SERVED BY SOURCE WATER SYSTEM - - - - - |                 |               |              |        |                        | 179           |   |
| DEER CREEK   | 1560007         | OTTER TAIL    | Acid         | ADJ    | /69                    | 392           | 1.2                                       |
| TOTAL POPULATION SERVED BY SOURCE WATER SYSTEM - - - - - |                 |               |              |        |                        | 392           |   |
| DEER RIVER   | 1310007         | ITASCA        | Acid         | ADJ    |                        | 907           | 1.2                                       |
| TOTAL POPULATION SERVED BY SOURCE WATER SYSTEM - - - - - |                 |               |              |        |                        | 907           |   |
| DEERWOOD   | 1180012         | CROW WING     | Acid         | ADJ    | 02/80                  | 580           | 1.2                                       |
| TOTAL POPULATION SERVED BY SOURCE WATER SYSTEM - - - - - |                 |               |              |        |                        | 580           |   |



POPULATION SERVED FLUORIDATED DRINKING WATER BY SOURCE SYSTEM,  
CONSECUTIVE SYSTEM, AND COUNTY WITHIN STATE (AS OF 12/31/85)

MINNESOTA

| WATER SYSTEM and<br>CONSECUTIVE SYSTEMS SERVED           | EPA<br>ID<br>NO | COUNTY    | CHEM<br>USED | STATUS | FLUOR<br>START<br>DATE | POP<br>SERVED | NATURAL SYSTEMS<br>NAT OPT<br>LEVEL LEVEL |
|--|-----------------|-----------|--------------|--------|------------------------|---------------|---|
| DELANO   | 1860007         | WRIGHT    | Acid         | ADJ    | /69                    | 2480          | 1.2                                       |
| TOTAL POPULATION SERVED BY SOURCE WATER SYSTEM - - - - - |                 |           |              |        |                        | 2480          |   |
| DELAVAN  | 1220003         | FARIBAULT | Acid         | ADJ    | /71                    | 262           | 1.2                                       |
| TOTAL POPULATION SERVED BY SOURCE WATER SYSTEM - - - - - |                 |           |              |        |                        | 262           |   |
| DENNISON   | 1250021         | GOODHUE   | Acid         | ADJ    |                        | 176           | 1.2                                       |
| TOTAL POPULATION SERVED BY SOURCE WATER SYSTEM - - - - - |                 |           |              |        |                        | 176           |   |
| DETROIT LAKES  | 1030005         | BECKER    | NaSiF6       | ADJ    | 03/68                  | 7106          | 1.2                                       |
| TOTAL POPULATION SERVED BY SOURCE WATER SYSTEM - - - - - |                 |           |              |        |                        | 7106          |   |
| DEXTER   | 1500006         | MOWER     | Acid         | ADJ    | 10/70                  | 279           | 1.2                                       |
| TOTAL POPULATION SERVED BY SOURCE WATER SYSTEM - - - - - |                 |           |              |        |                        | 279           |   |
| DILWORTH   | 1140003         | CLAY      | Acid         | ADJ    | /69                    | 2585          | 1.2                                       |
| TOTAL POPULATION SERVED BY SOURCE WATER SYSTEM - - - - - |                 |           |              |        |                        | 2585          |   |
| DODGE CENTER   | 1200002         | DODGE     | Acid         | ADJ    | 01/67                  | 1816          | 1.2                                       |
| TOTAL POPULATION SERVED BY SOURCE WATER SYSTEM - - - - - |                 |           |              |        |                        | 1816          |   |
| DONNELLY   | 1750003         | STEVENS   | Acid         | ADJ    | 12/70                  | 317           | 1.2                                       |
| TOTAL POPULATION SERVED BY SOURCE WATER SYSTEM - - - - - |                 |           |              |        |                        | 317           |   |
| DOVER  | 1550004         | OLMSTED   | Acid         | ADJ    |                        | 312           | 1.2                                       |
| TOTAL POPULATION SERVED BY SOURCE WATER SYSTEM - - - - - |                 |           |              |        |                        | 312           |   |
| DULUTH   | 1690011         | ST. LOUIS | Acid         | ADJ    | /70                    | 92811         | 1.2                                       |
| FOND DU LAC  | 1690052         | ST. LOUIS |              | CONS   |                        | 91            |   |
| HERMANTOWN   | 1690043         | ST. LOUIS |              | CONS   |                        | 6759          |   |
| PROCTOR  | 1690042         | ST. LOUIS |              | CONS   |                        | 3180          |   |
| RICE LAKE TOWNSHIP                                       | 1690049         | ST. LOUIS |              | CONS   |                        | 675           |   |
| TOTAL POPULATION SERVED BY SOURCE WATER SYSTEM - - - - - |                 |           |              |        |                        | 103516        |   |
| DUMONT   | 1780002         | TRAVERSE  | Acid         | ADJ    | /72                    | 173           | 1.2                                       |
| TOTAL POPULATION SERVED BY SOURCE WATER SYSTEM - - - - - |                 |           |              |        |                        | 173           |   |

POPULATION SERVED FLUORIDATED DRINKING WATER BY SOURCE SYSTEM,  
CONSECUTIVE SYSTEM, AND COUNTY WITHIN STATE (AS OF 12/31/85)

# MINNESOTA

| WATER SYSTEM and<br>CONSECUTIVE SYSTEMS SERVED           | EPA<br>ID<br>NO | COUNTY          | CHEM<br>USED | STATUS | FLUOR<br>START<br>DATE | POP<br>SERVED | NATURAL SYSTEMS<br>NAT OPT<br>LEVEL LEVEL |
|--|-----------------|-----------------|--------------|--------|------------------------|---------------|---|
| DUNDAS   | 1660015         | RICE            | Acid         | ADJ    |                        | 422           | 1.2                                       |
| TOTAL POPULATION SERVED BY SOURCE WATER SYSTEM - - - - - |                 |                 |              |        |                        | 422           |   |
| DUNNELL  | 1460002         | MARTIN          | Acid         | ADJ    | 12/70                  | 216           | 1.2                                       |
| TOTAL POPULATION SERVED BY SOURCE WATER SYSTEM - - - - - |                 |                 |              |        |                        | 216           |   |
| EAGAN  | 1190007         | DAKOTA          | Acid         | ADJ    | /70                    | 20532         | 1.2                                       |
| TOTAL POPULATION SERVED BY SOURCE WATER SYSTEM - - - - - |                 |                 |              |        |                        | 20532         |   |
| EAGLE BEND   | 1770004         | TODD            | Acid         | ADJ    | 11/72                  | 593           | 1.2                                       |
| TOTAL POPULATION SERVED BY SOURCE WATER SYSTEM - - - - - |                 |                 |              |        |                        | 593           |   |
| EAGLE LAKE   | 1070002         | BLUE EARTH      | Acid         | ADJ    | 12/70                  | 1470          | 1.2                                       |
| TOTAL POPULATION SERVED BY SOURCE WATER SYSTEM - - - - - |                 |                 |              |        |                        | 1470          |   |
| EAST GRAND FORKS   | 1600004         | POLK            | Acid         | ADJ    | 06/66                  | 8537          | 1.2                                       |
| TOTAL POPULATION SERVED BY SOURCE WATER SYSTEM - - - - - |                 |                 |              |        |                        | 8537          |   |
| EASTON   | 1220005         | FARIBAULT       | Acid         | ADJ    | /71                    | 283           | 1.2                                       |
| TOTAL POPULATION SERVED BY SOURCE WATER SYSTEM - - - - - |                 |                 |              |        |                        | 283           |   |
| ECHO   | 1870003         | YELLOW MEDICINE | Acid         | ADJ    | /72                    | 334           | 1.2                                       |
| TOTAL POPULATION SERVED BY SOURCE WATER SYSTEM - - - - - |                 |                 |              |        |                        | 334           |   |
| EDEN PRAIRIE   | 1270010         | HENNEPIN        | NaSiF6       | ADJ    |                        | 15263         | 1.2                                       |
| TOTAL POPULATION SERVED BY SOURCE WATER SYSTEM - - - - - |                 |                 |              |        |                        | 15263         |   |
| EDEN VALLEY  | 1470006         | MEEKER          | Acid         | ADJ    | 12/68                  | 763           | 1.2                                       |
| TOTAL POPULATION SERVED BY SOURCE WATER SYSTEM - - - - - |                 |                 |              |        |                        | 763           |   |
| EDGERTON   | 1590001         | PIPESTONE       | Acid         | ADJ    | 10/58                  | 1123          | 1.2                                       |
| TOTAL POPULATION SERVED BY SOURCE WATER SYSTEM - - - - - |                 |                 |              |        |                        | 1123          |   |
| EDINA  | 1270011         | HENNEPIN        | Acid         | ADJ    | 04/57                  | 46073         | 1.2                                       |
| TOTAL POPULATION SERVED BY SOURCE WATER SYSTEM - - - - - |                 |                 |              |        |                        | 46073         |   |

POPULATION SERVED FLUORIDATED DRINKING WATER BY SOURCE SYSTEM,  
CONSECUTIVE SYSTEM, AND COUNTY WITHIN STATE (AS OF 12/31/85)

# MINNESOTA

| WATER SYSTEM and<br>CONSECUTIVE SYSTEMS SERVED           | EPA<br>ID<br>NO | COUNTY     | CHEM<br>USED | STATUS | FLUOR<br>START<br>DATE | POP<br>SERVED | NATURAL SYSTEMS<br>NAT<br>LEVEL | OPT<br>LEVEL |
|--|-----------------|------------|--------------|--------|------------------------|---------------|---------------------------------|--------------|
| EITZEN   | 1280003         | HOUSTON    | Acid         | ADJ    | /70                    | 226           | 1.2                             |              |
| TOTAL POPULATION SERVED BY SOURCE WATER SYSTEM - - - - - |                 |            |              |        |                        | 226           |                                 |              |
| ELBA   | 1850003         | WINONA     | Acid         | ADJ    | /70                    | 198           | 1.2                             |              |
| TOTAL POPULATION SERVED BY SOURCE WATER SYSTEM - - - - - |                 |            |              |        |                        | 198           |                                 |              |
| ELBOW LAKE   | 1260003         | GRANT      | Acid         | ADJ    | 11/69                  | 1358          | 1.2                             |              |
| TOTAL POPULATION SERVED BY SOURCE WATER SYSTEM - - - - - |                 |            |              |        |                        | 1358          |                                 |              |
| ELGIN  | 1790001         | WABASHA    | Acid         | ADJ    | 11/70                  | 667           | 1.2                             |              |
| TOTAL POPULATION SERVED BY SOURCE WATER SYSTEM - - - - - |                 |            |              |        |                        | 667           |                                 |              |
| ELIZABETH  | 1560028         | OTTER TAIL | Acid         | ADJ    |                        | 195           | 1.2                             |              |
| TOTAL POPULATION SERVED BY SOURCE WATER SYSTEM - - - - - |                 |            |              |        |                        | 195           |                                 |              |
| ELK RIVER  | 1710004         | SHERBURNE  | Acid         | ADJ    | 12/55                  | 6785          | 1.2                             |              |
| TOTAL POPULATION SERVED BY SOURCE WATER SYSTEM - - - - - |                 |            |              |        |                        | 6785          |                                 |              |
| ELKO   | 1700002         | SCOTT      | Acid         | ADJ    | /70                    | 274           | 1.2                             |              |
| TOTAL POPULATION SERVED BY SOURCE WATER SYSTEM - - - - - |                 |            |              |        |                        | 274           |                                 |              |
| ELKTON   | 1500007         | MOWER      | Acid         | ADJ    | 01/68                  | 139           | 1.2                             |              |
| TOTAL POPULATION SERVED BY SOURCE WATER SYSTEM - - - - - |                 |            |              |        |                        | 139           |                                 |              |
| ELLENDALE  | 1740003         | STEELE     | Acid         | ADJ    | 12/68                  | 555           | 1.2                             |              |
| TOTAL POPULATION SERVED BY SOURCE WATER SYSTEM - - - - - |                 |            |              |        |                        | 555           |                                 |              |
| ELLSWORTH  | 1530005         | NOBLES     | Acid         | ADJ    | /72                    | 629           | 1.2                             |              |
| TOTAL POPULATION SERVED BY SOURCE WATER SYSTEM - - - - - |                 |            |              |        |                        | 629           |                                 |              |
| ELMORE   | 1220004         | FARIBAULT  | Acid         | ADJ    | 11/69                  | 882           | 1.2                             |              |
| TOTAL POPULATION SERVED BY SOURCE WATER SYSTEM - - - - - |                 |            |              |        |                        | 882           |                                 |              |
| ELY  | 1690014         | ST. LOUIS  | NaF          | ADJ    | 11/52                  | 4820          | 1.2                             |              |
| TOTAL POPULATION SERVED BY SOURCE WATER SYSTEM - - - - - |                 |            |              |        |                        | 4820          |                                 |              |

POPULATION SERVED FLUORIDATED DRINKING WATER BY SOURCE SYSTEM,  
 CONSECUTIVE SYSTEM, AND COUNTY WITHIN STATE (AS OF 12/31/85)

**MINNESOTA**

| WATER SYSTEM and<br>CONSECUTIVE SYSTEMS SERVED           | EPA<br>ID<br>NO | COUNTY    | CHEM<br>USED | STATUS | FLUOR<br>START<br>DATE | POP<br>SERVED | NATURAL SYSTEMS<br>NAT OPT<br>LEVEL LEVEL |
|--|-----------------|-----------|--------------|--------|------------------------|---------------|---|
| ELYSIAN  | 1400003         | LE SUEUR  | Acid         | ADJ    | /71                    | 454           | 1.2                                       |
| TOTAL POPULATION SERVED BY SOURCE WATER SYSTEM - - - - - |                 |           |              |        |                        | 454           |   |
| EMMONS   | 1240007         | FREEBORN  | Acid         | ADJ    | 09/80                  | 465           | 1.2                                       |
| TOTAL POPULATION SERVED BY SOURCE WATER SYSTEM - - - - - |                 |           |              |        |                        | 465           |   |
| EMPIRE TOWNSHIP  | 1190009         |           | Acid         | ADJ    |                        | 1226          | 1.2                                       |
| TOTAL POPULATION SERVED BY SOURCE WATER SYSTEM - - - - - |                 |           |              |        |                        | 1226          |   |
| ENGLEHAVEN DEVELOPMENT                                   | 1700015         | SCOTT     | Acid         | ADJ    |                        | 130           | 1.2                                       |
| TOTAL POPULATION SERVED BY SOURCE WATER SYSTEM - - - - - |                 |           |              |        |                        | 130           |   |
| ERSKINE  | 1600005         | POLK      | Acid         | ADJ    | /71                    | 585           | 1.2                                       |
| TOTAL POPULATION SERVED BY SOURCE WATER SYSTEM - - - - - |                 |           |              |        |                        | 585           |   |
| EVANSVILLE   | 1210013         | DOUGLAS   | Acid         | ADJ    | /69                    | 571           | 1.2                                       |
| TOTAL POPULATION SERVED BY SOURCE WATER SYSTEM - - - - - |                 |           |              |        |                        | 571           |   |
| EVELETH  | 1690018         | ST. LOUIS | Acid         | ADJ    | /71                    | 5042          | 1.2                                       |
| TOTAL POPULATION SERVED BY SOURCE WATER SYSTEM - - - - - |                 |           |              |        |                        | 5042          |   |
| EXCELSIOR  | 1270012         | HENNEPIN  | NaF          | ADJ    | 06/63                  | 2523          | 1.2                                       |
| TOTAL POPULATION SERVED BY SOURCE WATER SYSTEM - - - - - |                 |           |              |        |                        | 2523          |   |
| EYOTA  | 1550006         | OLMSTED   | Acid         | ADJ    | 01/68                  | 1224          | 1.2                                       |
| TOTAL POPULATION SERVED BY SOURCE WATER SYSTEM - - - - - |                 |           |              |        |                        | 1224          |   |
| FAIRFAX  | 1650005         | RENVILLE  | Acid         | ADJ    | 11/67                  | 1405          | 1.2                                       |
| TOTAL POPULATION SERVED BY SOURCE WATER SYSTEM - - - - - |                 |           |              |        |                        | 1405          |   |
| FAIRMONT   | 1460003         | MARTIN    | NaSiF6       | ADJ    | 12/51                  | 11506         | 1.2                                       |
| TOTAL POPULATION SERVED BY SOURCE WATER SYSTEM - - - - - |                 |           |              |        |                        | 11506         |   |
| FARIBAULT  | 1660002         | RICE      | Acid         | ADJ    | /53                    | 16241         | 1.2                                       |
| TOTAL POPULATION SERVED BY SOURCE WATER SYSTEM - - - - - |                 |           |              |        |                        | 16241         |   |

POPULATION SERVED FLUORIDATED DRINKING WATER BY SOURCE SYSTEM,  
CONSECUTIVE SYSTEM, AND COUNTY WITHIN STATE (AS OF 12/31/85)

# MINNESOTA

| WATER SYSTEM and<br>CONSECUTIVE SYSTEMS SERVED           | EPA<br>ID<br>NO | COUNTY     | CHEM<br>USED | STATUS | FLUOR<br>START<br>DATE | POP<br>SERVED | NATURAL SYSTEMS<br>NAT<br>LEVEL | OPT<br>LEVEL |
|--|-----------------|------------|--------------|--------|------------------------|---------------|---------------------------------|--------------|
| FARIBAULT STATE HOSPITAL                                 | 1660005         | RICE       | Acid         | ADJ    |                        | 1762          |                                 | 1.2          |
| TOTAL POPULATION SERVED BY SOURCE WATER SYSTEM - - - - - |                 |            |              |        |                        | 1762          |                                 |              |
| FARMINGTON   | 1190008         | DAKOTA     | Acid         | ADJ    | 10/68                  | 4370          |                                 | 1.2          |
| TOTAL POPULATION SERVED BY SOURCE WATER SYSTEM - - - - - |                 |            |              |        |                        | 4370          |                                 |              |
| FELTON   | 1140012         | CLAY       | Acid         | ADJ    |                        | 264           |                                 | 1.2          |
| TOTAL POPULATION SERVED BY SOURCE WATER SYSTEM - - - - - |                 |            |              |        |                        | 264           |                                 |              |
| FERGUS FALLS   | 1560014         | OTTER TAIL | NaSiF6       | ADJ    | 05/51                  | 12519         |                                 | 1.2          |
| TOTAL POPULATION SERVED BY SOURCE WATER SYSTEM - - - - - |                 |            |              |        |                        | 12519         |                                 |              |
| FERTILE  | 1600008         | POLK       | Acid         | ADJ    | 12/69                  | 869           |                                 | 1.2          |
| TOTAL POPULATION SERVED BY SOURCE WATER SYSTEM - - - - - |                 |            |              |        |                        | 869           |                                 |              |
| FINLAYSON  | 1580002         | PINE       | Acid         | ADJ    | /69                    | 202           |                                 | 1.2          |
| TOTAL POPULATION SERVED BY SOURCE WATER SYSTEM - - - - - |                 |            |              |        |                        | 202           |                                 |              |
| FISHER   | 1600009         | POLK       | Acid         | ADJ    | /71                    | 453           |                                 | 1.2          |
| TOTAL POPULATION SERVED BY SOURCE WATER SYSTEM - - - - - |                 |            |              |        |                        | 453           |                                 |              |
| FOLEY  | 1050001         | BENTON     | Acid         | ADJ    | 03/60                  | 1606          |                                 | 1.2          |
| TOTAL POPULATION SERVED BY SOURCE WATER SYSTEM - - - - - |                 |            |              |        |                        | 1606          |                                 |              |
| FOREST HILLS SUBDIVISION                                 | 1550017         | OLMSTEAD   | Acid         | ADJ    |                        | 180           |                                 | 1.2          |
| TOTAL POPULATION SERVED BY SOURCE WATER SYSTEM - - - - - |                 |            |              |        |                        | 180           |                                 |              |
| FOREST LAKE  | 1820005         | WASHINGTON | Acid         | ADJ    | 11/61                  | 4596          |                                 | 1.2          |
| TOTAL POPULATION SERVED BY SOURCE WATER SYSTEM - - - - - |                 |            |              |        |                        | 4596          |                                 |              |
| FORESTON   | 1480014         | MILLE LACS | Acid         | ADJ    |                        | 283           |                                 | 1.2          |
| TOTAL POPULATION SERVED BY SOURCE WATER SYSTEM - - - - - |                 |            |              |        |                        | 283           |                                 |              |
| FOSSION  | 1600010         | POLK       | Acid         | ADJ    | 11/70                  | 1599          |                                 | 1.2          |
| TOTAL POPULATION SERVED BY SOURCE WATER SYSTEM - - - - - |                 |            |              |        |                        | 1599          |                                 |              |

POPULATION SERVED FLUORIDATED DRINKING WATER BY SOURCE SYSTEM,  
CONSECUTIVE SYSTEM, AND COUNTY WITHIN STATE (AS OF 12/31/85)

## MINNESOTA

| WATER SYSTEM and<br>CONSECUTIVE SYSTEMS SERVED           | EPA<br>ID<br>NO | COUNTY     | CHEM<br>USED | STATUS | FLUOR<br>START<br>DATE | POP<br>SERVED | NATURAL SYSTEMS<br>NAT<br>LEVEL | OPT<br>LEVEL |
|--|-----------------|------------|--------------|--------|------------------------|---------------|---------------------------------|--------------|
| FOUNTAIN   | 1230003         | FILLMORE   | Acid         | ADJ    |                        | 327           |                                 | 1.2          |
| TOTAL POPULATION SERVED BY SOURCE WATER SYSTEM - - - - - |                 |            |              |        |                        | 327           |                                 |              |
| FRANKLIN   | 1650006         | RENVILLE   | Acid         | ADJ    | 11/72                  | 512           |                                 | 1.2          |
| TOTAL POPULATION SERVED BY SOURCE WATER SYSTEM - - - - - |                 |            |              |        |                        | 512           |                                 |              |
| FRANSTEN MHP   | 1170007         | COTTONWOOD |              | NATL   |                        | 54            | 0.7                             |              |
| TOTAL POPULATION SERVED BY SOURCE WATER SYSTEM - - - - - |                 |            |              |        |                        | 54            |                                 |              |
| FRAZEE   | 1030014         | BECKER     | Acid         | ADJ    | /70                    | 1286          |                                 | 1.2          |
| TOTAL POPULATION SERVED BY SOURCE WATER SYSTEM - - - - - |                 |            |              |        |                        | 1286          |                                 |              |
| FREEBORN   | 1240008         | FREEBORN   | Acid         | ADJ    | 01/68                  | 323           |                                 | 1.2          |
| TOTAL POPULATION SERVED BY SOURCE WATER SYSTEM - - - - - |                 |            |              |        |                        | 323           |                                 |              |
| FREEPORT   | 1730013         | STEARNS    | Acid         | ADJ    | 11/70                  | 563           |                                 | 1.2          |
| TOTAL POPULATION SERVED BY SOURCE WATER SYSTEM - - - - - |                 |            |              |        |                        | 563           |                                 |              |
| FRIDLEY  | 1020031         | ANOKA      | Acid         | ADJ    | 01/61                  | 30228         |                                 | 1.2          |
| TOTAL POPULATION SERVED BY SOURCE WATER SYSTEM - - - - - |                 |            |              |        |                        | 30228         |                                 |              |
| FROST  | 1220007         | FARIBAULT  | Acid         | ADJ    | 12/70                  | 293           |                                 | 1.2          |
| TOTAL POPULATION SERVED BY SOURCE WATER SYSTEM - - - - - |                 |            |              |        |                        | 293           |                                 |              |
| FULDA  | 1510005         | MURRAY     | Acid         | ADJ    |                        | 1308          |                                 | 1.2          |
| TOTAL POPULATION SERVED BY SOURCE WATER SYSTEM - - - - - |                 |            |              |        |                        | 1308          |                                 |              |
| GARY   | 1540010         | NORMAN     | Acid         | ADJ    |                        | 241           |                                 | 1.2          |
| TOTAL POPULATION SERVED BY SOURCE WATER SYSTEM - - - - - |                 |            |              |        |                        | 241           |                                 |              |
| GAYLORD  | 1720002         | SIBLEY     | Acid         | ADJ    | 03/65                  | 1933          |                                 | 1.2          |
| TOTAL POPULATION SERVED BY SOURCE WATER SYSTEM - - - - - |                 |            |              |        |                        | 1933          |                                 |              |
| GENEVA   | 1240009         | FREEBORN   | Acid         | ADJ    | 01/68                  | 417           |                                 | 1.2          |
| TOTAL POPULATION SERVED BY SOURCE WATER SYSTEM - - - - - |                 |            |              |        |                        | 417           |                                 |              |

POPULATION SERVED FLUORIDATED DRINKING WATER BY SOURCE SYSTEM,  
 CONSECUTIVE SYSTEM, AND COUNTY WITHIN STATE (AS OF 12/31/85)

**MINNESOTA**

| WATER SYSTEM and<br>CONSECUTIVE SYSTEMS SERVED           | EPA<br>ID<br>NO | COUNTY     | CHEM<br>USED | STATUS | FLUOR<br>START<br>DATE | POP<br>SERVED | NATURAL SYSTEMS<br>NAT<br>LEVEL | OPT<br>LEVEL |
|--|-----------------|------------|--------------|--------|------------------------|---------------|---------------------------------|--------------|
| CHENT  | 1420004         | LYON       | Acid         | ADJ    | 06/80                  | 356           |                                 | 1.2          |
| TOTAL POPULATION SERVED BY SOURCE WATER SYSTEM - - - - - |                 |            |              |        |                        | 356           |                                 |              |
| GIBBON   | 1720004         | SIBLEY     | Acid         | ADJ    | 12/69                  | 787           |                                 | 1.2          |
| TOTAL POPULATION SERVED BY SOURCE WATER SYSTEM - - - - - |                 |            |              |        |                        | 787           |                                 |              |
| GILBERT  | 1690020         | ST. LOUIS  | Acid         | ADJ    | 12/67                  | 2721          |                                 | 1.2          |
| TOTAL POPULATION SERVED BY SOURCE WATER SYSTEM - - - - - |                 |            |              |        |                        | 2721          |                                 |              |
| GLENCOE  | 1430003         | MCLEOD     | Acid         | ADJ    | /70                    | 4396          |                                 | 1.2          |
| TOTAL POPULATION SERVED BY SOURCE WATER SYSTEM - - - - - |                 |            |              |        |                        | 4396          |                                 |              |
| GLENVILLE  | 1240010         | FREEBORN   | Acid         | ADJ    | 10/70                  | 851           |                                 | 1.2          |
| TOTAL POPULATION SERVED BY SOURCE WATER SYSTEM - - - - - |                 |            |              |        |                        | 851           |                                 |              |
| GLENWOOD   | 1610003         | POPE       | NaF          | ADJ    |                        | 2532          |                                 | 1.2          |
| TOTAL POPULATION SERVED BY SOURCE WATER SYSTEM - - - - - |                 |            |              |        |                        | 2532          |                                 |              |
| GLYNDON  | 1140005         | CLAY       | Acid         | ADJ    | /70                    | 882           |                                 | 1.2          |
| TOTAL POPULATION SERVED BY SOURCE WATER SYSTEM - - - - - |                 |            |              |        |                        | 882           |                                 |              |
| GONVICK  | 1150003         | CLEARWATER | Acid         | ADJ    |                        | 362           |                                 | 1.2          |
| TOTAL POPULATION SERVED BY SOURCE WATER SYSTEM - - - - - |                 |            |              |        |                        | 362           |                                 |              |
| GOOD THUNDER   | 1070005         | BLUE EARTH | Acid         | ADJ    | /70                    | 560           |                                 | 1.2          |
| TOTAL POPULATION SERVED BY SOURCE WATER SYSTEM - - - - - |                 |            |              |        |                        | 560           |                                 |              |
| GOODHUE  | 1250005         | GOODHUE    | Acid         | ADJ    | /70                    | 657           |                                 | 1.2          |
| TOTAL POPULATION SERVED BY SOURCE WATER SYSTEM - - - - - |                 |            |              |        |                        | 657           |                                 |              |
| GOODRIDGE  | 1570001         | PENNINGTON | Acid         | ADJ    | /70                    | 191           |                                 | 1.2          |
| TOTAL POPULATION SERVED BY SOURCE WATER SYSTEM - - - - - |                 |            |              |        |                        | 191           |                                 |              |
| GOODVIEW   | 1850012         | WINONA     | Acid         | ADJ    | 12/69                  | 2567          |                                 | 1.2          |
| TOTAL POPULATION SERVED BY SOURCE WATER SYSTEM - - - - - |                 |            |              |        |                        | 2567          |                                 |              |

POPULATION SERVED FLUORIDATED DRINKING WATER BY SOURCE SYSTEM,  
CONSECUTIVE SYSTEM, AND COUNTY WITHIN STATE (AS OF 12/31/85)

# MINNESOTA

| WATER SYSTEM and<br>CONSECUTIVE SYSTEMS SERVED           | EPA<br>ID<br>NO | COUNTY    | CHEM<br>USED | STATUS | FLUOR<br>START<br>DATE | POP<br>SERVED | NATURAL SYSTEMS<br>NAT<br>LEVEL | OPT<br>LEVEL |
|--|-----------------|-----------|--------------|--------|------------------------|---------------|---------------------------------|--------------|
| GRACEVILLE   | 1060005         | BIG STONE | Acid         | ADJ    | 11/70                  | 780           |                                 | 1.2          |
| TOTAL POPULATION SERVED BY SOURCE WATER SYSTEM - - - - - |                 |           |              |        |                        | 780           |                                 |              |
| GRANADA  | 1460004         | MARTIN    | Acid         | ADJ    | /70                    | 377           |                                 | 1.2          |
| TOTAL POPULATION SERVED BY SOURCE WATER SYSTEM - - - - - |                 |           |              |        |                        | 377           |                                 |              |
| GRAND MARAIS   | 1160001         | COOK      | Acid         | ADJ    | /70                    | 1289          |                                 | 1.2          |
| TOTAL POPULATION SERVED BY SOURCE WATER SYSTEM - - - - - |                 |           |              |        |                        | 1289          |                                 |              |
| GRAND MEADOW   | 1500008         | MOWER     | Acid         | ADJ    | 12/67                  | 965           |                                 | 1.2          |
| TOTAL POPULATION SERVED BY SOURCE WATER SYSTEM - - - - - |                 |           |              |        |                        | 965           |                                 |              |
| GRAND RAPIDS   | 1310011         | ITASCA    | Acid         | ADJ    | 11/70                  | 7934          |                                 | 1.2          |
| TOTAL POPULATION SERVED BY SOURCE WATER SYSTEM - - - - - |                 |           |              |        |                        | 7934          |                                 |              |
| GRANITE FALLS  | 1870004         | CHIPPEWA  | NaF          | ADJ    | 12/51                  | 3451          |                                 | 1.2          |
| TOTAL POPULATION SERVED BY SOURCE WATER SYSTEM - - - - - |                 |           |              |        |                        | 3451          |                                 |              |
| GREEN ISLE   | 1720005         | SIBLEY    | Acid         | ADJ    | 11/71                  | 357           |                                 | 1.2          |
| TOTAL POPULATION SERVED BY SOURCE WATER SYSTEM - - - - - |                 |           |              |        |                        | 357           |                                 |              |
| GREENBUSH  | 1680002         | ROSEAU    | Acid         | ADJ    | 12/71                  | 817           |                                 | 1.2          |
| TOTAL POPULATION SERVED BY SOURCE WATER SYSTEM - - - - - |                 |           |              |        |                        | 817           |                                 |              |
| GREY EAGLE   | 1770005         | TODD      | Acid         | ADJ    |                        | 338           |                                 | 1.2          |
| TOTAL POPULATION SERVED BY SOURCE WATER SYSTEM - - - - - |                 |           |              |        |                        | 338           |                                 |              |
| GROVE CITY   | 1470007         | MEEKER    | Acid         | ADJ    | /70                    | 596           |                                 | 1.2          |
| TOTAL POPULATION SERVED BY SOURCE WATER SYSTEM - - - - - |                 |           |              |        |                        | 596           |                                 |              |
| GRYGLA   | 1450003         | MARSHALL  | Acid         | ADJ    |                        | 216           |                                 | 1.2          |
| TOTAL POPULATION SERVED BY SOURCE WATER SYSTEM - - - - - |                 |           |              |        |                        | 216           |                                 |              |
| HACKENSACK   | 1110008         | CASS      | Acid         | ADJ    |                        | 285           |                                 | 1.2          |
| TOTAL POPULATION SERVED BY SOURCE WATER SYSTEM - - - - - |                 |           |              |        |                        | 285           |                                 |              |



POPULATION SERVED FLUORIDATED DRINKING WATER BY SOURCE SYSTEM,  
 CONSECUTIVE SYSTEM, AND COUNTY WITHIN STATE (AS OF 12/31/85)

# MINNESOTA

| WATER SYSTEM and<br>CONSECUTIVE SYSTEMS SERVED           | EPA<br>ID<br>NO | COUNTY          | CHEM<br>USED | STATUS | FLUOR<br>START<br>DATE | POP<br>SERVED | NATURAL SYSTEMS<br>NAT<br>LEVEL | OPT<br>LEVEL |
|--|-----------------|-----------------|--------------|--------|------------------------|---------------|---------------------------------|--------------|
| HALSTAD  | 1540003         | NORMAN          | Acid         | ADJ    | /68                    | 690           |                                 | 1.2          |
| TOTAL POPULATION SERVED BY SOURCE WATER SYSTEM - - - - - |                 |                 |              |        |                        | 690           |                                 |              |
| HAMBURG  | 1100005         | CARVER          | Acid         | ADJ    | 09/68                  | 475           |                                 | 1.2          |
| TOTAL POPULATION SERVED BY SOURCE WATER SYSTEM - - - - - |                 |                 |              |        |                        | 475           |                                 |              |
| HAMPTON  | 1190010         | DAKOTA          | Acid         | ADJ    | 11/69                  | 299           |                                 | 1.2          |
| TOTAL POPULATION SERVED BY SOURCE WATER SYSTEM - - - - - |                 |                 |              |        |                        | 299           |                                 |              |
| HANCOCK  | 1750004         | STEVENS         | NaF          | ADJ    | /67                    | 877           |                                 | 1.2          |
| TOTAL POPULATION SERVED BY SOURCE WATER SYSTEM - - - - - |                 |                 |              |        |                        | 877           |                                 |              |
| HANLEY FALLS   | 1870005         | YELLOW MEDICINE |              | NATL   |                        | 265           | 0.8                             |              |
| TOTAL POPULATION SERVED BY SOURCE WATER SYSTEM - - - - - |                 |                 |              |        |                        | 265           |                                 |              |
| HANSKA   | 1080002         | BROWN           | Acid         | ADJ    |                        | 429           |                                 | 1.2          |
| TOTAL POPULATION SERVED BY SOURCE WATER SYSTEM - - - - - |                 |                 |              |        |                        | 429           |                                 |              |
| HARDWICK   | 1670002         | ROCK            | Acid         | ADJ    | /72                    | 276           |                                 | 1.2          |
| TOTAL POPULATION SERVED BY SOURCE WATER SYSTEM - - - - - |                 |                 |              |        |                        | 276           |                                 |              |
| HARMONY  | 1230005         | FILLMORE        | Acid         | ADJ    | 05/67                  | 1133          |                                 | 1.2          |
| TOTAL POPULATION SERVED BY SOURCE WATER SYSTEM - - - - - |                 |                 |              |        |                        | 1133          |                                 |              |
| HARRIS   | 1130005         | CHISAGO         | Acid         | ADJ    | 07/80                  | 678           |                                 | 1.2          |
| TOTAL POPULATION SERVED BY SOURCE WATER SYSTEM - - - - - |                 |                 |              |        |                        | 678           |                                 |              |
| HARTLAND   | 1240011         | FREEBORN        | Acid         | ADJ    |                        | 322           |                                 | 1.2          |
| TOTAL POPULATION SERVED BY SOURCE WATER SYSTEM - - - - - |                 |                 |              |        |                        | 322           |                                 |              |
| HASTINGS   | 1190012         | WASHINGTON      | Acid         | ADJ    | 12/67                  | 12827         |                                 | 1.2          |
| TOTAL POPULATION SERVED BY SOURCE WATER SYSTEM - - - - - |                 |                 |              |        |                        | 12827         |                                 |              |
| HAWLEY   | 1140006         | CLAY            | Acid         | ADJ    | 07/66                  | 1634          |                                 | 1.2          |
| TOTAL POPULATION SERVED BY SOURCE WATER SYSTEM - - - - - |                 |                 |              |        |                        | 1634          |                                 |              |

POPULATION SERVED FLUORIDATED DRINKING WATER BY SOURCE SYSTEM,  
CONSECUTIVE SYSTEM, AND COUNTY WITHIN STATE (AS OF 12/31/85)

# MINNESOTA

| WATER SYSTEM and<br>CONSECUTIVE SYSTEMS SERVED           | EPA<br>ID<br>NO | COUNTY     | CHEM<br>USED | STATUS | FLUOR<br>START<br>DATE | POP<br>SERVED | NATURAL SYSTEMS<br>NAT<br>LEVEL | OPT<br>LEVEL |
|--|-----------------|------------|--------------|--------|------------------------|---------------|---------------------------------|--------------|
| HAYFIELD   | 1200004         | DODGE      | Acid         | ADJ    | /70                    | 1243          |                                 | 1.2          |
| TOTAL POPULATION SERVED BY SOURCE WATER SYSTEM - - - - - |                 |            |              |        |                        | 1243          |                                 |              |
| HAYWARD  | 1240012         | FREEBORN   | Acid         | ADJ    | /70                    | 294           |                                 | 1.2          |
| TOTAL POPULATION SERVED BY SOURCE WATER SYSTEM - - - - - |                 |            |              |        |                        | 294           |                                 |              |
| HECTOR   | 1650009         | RENVILLE   | Acid         | ADJ    |                        | 1252          |                                 | 1.2          |
| TOTAL POPULATION SERVED BY SOURCE WATER SYSTEM - - - - - |                 |            |              |        |                        | 1252          |                                 |              |
| HENDERSON  | 1720006         | SIBLEY     | Acid         | ADJ    |                        | 739           |                                 | 1.2          |
| TOTAL POPULATION SERVED BY SOURCE WATER SYSTEM - - - - - |                 |            |              |        |                        | 739           |                                 |              |
| HENDRUM  | 1540004         | NORMAN     | Acid         | ADJ    | 12/72                  | 336           |                                 | 1.2          |
| TOTAL POPULATION SERVED BY SOURCE WATER SYSTEM - - - - - |                 |            |              |        |                        | 336           |                                 |              |
| HENNING  | 1560016         | OTTER TAIL | Acid         | ADJ    | 12/70                  | 832           |                                 | 1.2          |
| TOTAL POPULATION SERVED BY SOURCE WATER SYSTEM - - - - - |                 |            |              |        |                        | 832           |                                 |              |
| HERMAN   | 1260005         | GRANT      | Acid         | ADJ    | /70                    | 600           |                                 | 1.2          |
| TOTAL POPULATION SERVED BY SOURCE WATER SYSTEM - - - - - |                 |            |              |        |                        | 600           |                                 |              |
| HERON LAKE   | 1320002         | JACKSON    | Acid         | ADJ    |                        | 783           |                                 | 1.2          |
| TOTAL POPULATION SERVED BY SOURCE WATER SYSTEM - - - - - |                 |            |              |        |                        | 783           |                                 |              |
| HEWITT   | 1770015         | TODD       | Acid         | ADJ    | 06/80                  | 299           |                                 | 1.2          |
| TOTAL POPULATION SERVED BY SOURCE WATER SYSTEM - - - - - |                 |            |              |        |                        | 299           |                                 |              |
| HIBBING  | 1690002         | ST. LOUIS  | Acid         | ADJ    | /70                    | 21193         |                                 | 1.2          |
| TOTAL POPULATION SERVED BY SOURCE WATER SYSTEM - - - - - |                 |            |              |        |                        | 21193         |                                 |              |
| HIDDEN VALLEY MHP  | 1850017         | WINONA     | Acid         | ADJ    |                        | 464           |                                 | 1.2          |
| TOTAL POPULATION SERVED BY SOURCE WATER SYSTEM - - - - - |                 |            |              |        |                        | 464           |                                 |              |
| HILL CITY  | 1010011         | AITKIN     | Acid         | ADJ    | /72                    | 533           |                                 | 1.2          |
| TOTAL POPULATION SERVED BY SOURCE WATER SYSTEM - - - - - |                 |            |              |        |                        | 533           |                                 |              |

POPULATION SERVED FLUORIDATED DRINKING WATER BY SOURCE SYSTEM,  
CONSECUTIVE SYSTEM, AND COUNTY WITHIN STATE (AS OF 12/31/85)

## MINNESOTA

| WATER SYSTEM and<br>CONSECUTIVE SYSTEMS SERVED           | EPA<br>ID<br>NO | COUNTY     | CHEM<br>USED | STATUS | FLUOR<br>START<br>DATE | POP<br>SERVED | NATURAL SYSTEMS |              |
|--|-----------------|------------|--------------|--------|------------------------|---------------|-----------------|--------------|
|  |                 |            |              |        |                        |               | NAT<br>LEVEL    | OPT<br>LEVEL |
| HINCKLEY   | 1580005         | PINE       | Acid         | ADJ    | 09/68                  | 963           |                 | 1.2          |
| TOTAL POPULATION SERVED BY SOURCE WATER SYSTEM - - - - - |                 |            |              |        |                        | 963           |                 |              |
| HITTERDAL  | 1140007         | CLAY       | Acid         | ADJ    | /71                    | 253           |                 | 1.2          |
| TOTAL POPULATION SERVED BY SOURCE WATER SYSTEM - - - - - |                 |            |              |        |                        | 253           |                 |              |
| HOFFMAN  | 1260006         | GRANT      | Acid         | ADJ    | 12/71                  | 631           |                 | 1.2          |
| TOTAL POPULATION SERVED BY SOURCE WATER SYSTEM - - - - - |                 |            |              |        |                        | 631           |                 |              |
| HOKAH  | 1280004         | HOUSTON    | Acid         | ADJ    | 01/70                  | 686           |                 | 1.2          |
| TOTAL POPULATION SERVED BY SOURCE WATER SYSTEM - - - - - |                 |            |              |        |                        | 686           |                 |              |
| HOLDINGFORD  | 1730014         | STEARNS    | Acid         | ADJ    | /72                    | 635           |                 | 1.2          |
| TOTAL POPULATION SERVED BY SOURCE WATER SYSTEM - - - - - |                 |            |              |        |                        | 635           |                 |              |
| HOLLANDALE   | 1240013         | FREEBORN   | Acid         | ADJ    | /69                    | 290           |                 | 1.2          |
| TOTAL POPULATION SERVED BY SOURCE WATER SYSTEM - - - - - |                 |            |              |        |                        | 290           |                 |              |
| HOLLOWAY   | 1760005         | SWIFT      | Acid         | ADJ    |                        | 142           |                 | 1.2          |
| TOTAL POPULATION SERVED BY SOURCE WATER SYSTEM - - - - - |                 |            |              |        |                        | 142           |                 |              |
| HOPKINS  | 1270016         | HENNEPIN   | Acid         | ADJ    | 11/62                  | 15336         |                 | 1.2          |
| TOTAL POPULATION SERVED BY SOURCE WATER SYSTEM - - - - - |                 |            |              |        |                        | 15336         |                 |              |
| HOUSTON  | 1280005         | HOUSTON    | Acid         | ADJ    |                        | 1057          |                 | 1.2          |
| TOTAL POPULATION SERVED BY SOURCE WATER SYSTEM - - - - - |                 |            |              |        |                        | 1057          |                 |              |
| HOWARD LAKE  | 1860010         | WRIGHT     | Acid         | ADJ    |                        | 1240          |                 | 1.2          |
| TOTAL POPULATION SERVED BY SOURCE WATER SYSTEM - - - - - |                 |            |              |        |                        | 1240          |                 |              |
| HOYT LAKES   | 1690028         | ST. LOUIS  | Acid         | ADJ    | 03/61                  | 2930          |                 | 1.2          |
| TOTAL POPULATION SERVED BY SOURCE WATER SYSTEM - - - - - |                 |            |              |        |                        | 2930          |                 |              |
| HUGO   | 1820007         | WASHINGTON | Acid         | ADJ    | /70                    | 3771          |                 | 1.2          |
| TOTAL POPULATION SERVED BY SOURCE WATER SYSTEM - - - - - |                 |            |              |        |                        | 3771          |                 |              |

POPULATION SERVED FLUORIDATED DRINKING WATER BY SOURCE SYSTEM,  
CONSECUTIVE SYSTEM, AND COUNTY WITHIN STATE (AS OF 12/31/85)

# MINNESOTA

| WATER SYSTEM and<br>CONSECUTIVE SYSTEMS SERVED           | EPA<br>ID<br>NO | COUNTY      | CHEM<br>USED | STATUS | FLUOR<br>START<br>DATE | POP<br>SERVED | NATURAL SYSTEMS<br>NAT<br>LEVEL | OPT<br>LEVEL |
|--|-----------------|-------------|--------------|--------|------------------------|---------------|---------------------------------|--------------|
| HUTCHINSON   | 1430004         | MCLEOD      | Acid         | ADJ    | 12/52                  | 9244          |                                 | 1.2          |
| TOTAL POPULATION SERVED BY SOURCE WATER SYSTEM - - - - - |                 |             |              |        |                        | 9244          |                                 |              |
| INTERNATIONAL FALLS                                      | 1360002         | KOOCHICHING | NaSiF6       | ADJ    | 09/52                  | 5611          |                                 | 1.2          |
| RANIER   | 1360006         | KOOCHICHING |              | CONS   |                        | 237           |                                 |              |
| SOUTH INTERNATIONAL FALLS                                | 1360007         | KOOCHICHING |              | CONS   |                        | 2806          |                                 |              |
| TOTAL POPULATION SERVED BY SOURCE WATER SYSTEM - - - - - |                 |             |              |        |                        | 8654          |                                 |              |
| INVER GROVE HEIGHTS                                      | 1190014         | DAKOTA      | Acid         | ADJ    | /70                    | 17171         |                                 | 1.2          |
| TOTAL POPULATION SERVED BY SOURCE WATER SYSTEM - - - - - |                 |             |              |        |                        | 17171         |                                 |              |
| IONA   | 1510007         | MURRAY      | Acid         | ADJ    | 04/69                  | 248           |                                 | 1.2          |
| TOTAL POPULATION SERVED BY SOURCE WATER SYSTEM - - - - - |                 |             |              |        |                        | 248           |                                 |              |
| IRON JUNCTION  | 1690029         | ST LOUIS    | Acid         | ADJ    |                        | 134           |                                 | 1.2          |
| TOTAL POPULATION SERVED BY SOURCE WATER SYSTEM - - - - - |                 |             |              |        |                        | 134           |                                 |              |
| IRONTON  | 1180017         | CROW WING   | Acid         | ADJ    | 10/80                  | 537           |                                 | 1.2          |
| TOTAL POPULATION SERVED BY SOURCE WATER SYSTEM - - - - - |                 |             |              |        |                        | 537           |                                 |              |
| ISANTI   | 1300005         | ISANTI      | Acid         | ADJ    | 08/80                  | 858           |                                 | 1.2          |
| TOTAL POPULATION SERVED BY SOURCE WATER SYSTEM - - - - - |                 |             |              |        |                        | 858           |                                 |              |
| ISLE   | 1480001         | MILLE LACS  | Acid         | ADJ    | 04/80                  | 573           |                                 | 1.2          |
| TOTAL POPULATION SERVED BY SOURCE WATER SYSTEM - - - - - |                 |             |              |        |                        | 573           |                                 |              |
| JACKSON  | 1320003         | JACKSON     | Acid         | ADJ    | 11/67                  | 3797          |                                 | 1.2          |
| TOTAL POPULATION SERVED BY SOURCE WATER SYSTEM - - - - - |                 |             |              |        |                        | 3797          |                                 |              |
| JANESVILLE   | 1810001         | WASECA      | Acid         | ADJ    | 11/71                  | 1897          |                                 | 1.2          |
| TOTAL POPULATION SERVED BY SOURCE WATER SYSTEM - - - - - |                 |             |              |        |                        | 1897          |                                 |              |
| JASPER   | 1590004         | PIPESTONE   | Acid         | ADJ    |                        | 731           |                                 | 1.2          |
| TOTAL POPULATION SERVED BY SOURCE WATER SYSTEM - - - - - |                 |             |              |        |                        | 731           |                                 |              |
| JOHNSON  | 1060006         | BIG STONE   |              | NATL   |                        | 57            | 1.5                             |              |
| TOTAL POPULATION SERVED BY SOURCE WATER SYSTEM - - - - - |                 |             |              |        |                        | 57            |                                 |              |

POPULATION SERVED FLUORIDATED DRINKING WATER BY SOURCE SYSTEM,  
 CONSECUTIVE SYSTEM, AND COUNTY WITHIN STATE (AS OF 12/31/85)

**MINNESOTA**

| WATER SYSTEM and<br>CONSECUTIVE SYSTEMS SERVED           | EPA<br>ID<br>NO | COUNTY    | CHEM<br>USED | STATUS | FLUOR<br>START<br>DATE | POP<br>SERVED | NATURAL SYSTEMS<br>NAT<br>LEVEL | OPT<br>LEVEL |
|--|-----------------|-----------|--------------|--------|------------------------|---------------|---------------------------------|--------------|
| JOINT POWERS W.S.  | 1860024         | WRIGHT    | Acid         | ADJ    | 11/71                  | 2083          |                                 | 1.2          |
| TOTAL POPULATION SERVED BY SOURCE WATER SYSTEM - - - - - |                 |           |              |        |                        | 2083          |                                 |              |
| JORDAN   | 1700003         | SCOTT     | Acid         | ADJ    | 05/65                  | 2663          |                                 | 1.2          |
| TOTAL POPULATION SERVED BY SOURCE WATER SYSTEM - - - - - |                 |           |              |        |                        | 2663          |                                 |              |
| KANDIYOHI  | 1340003         | KANDIYOHI | Acid         | ADJ    | 02/80                  | 447           |                                 | 1.2          |
| TOTAL POPULATION SERVED BY SOURCE WATER SYSTEM - - - - - |                 |           |              |        |                        | 447           |                                 |              |
| KARLSTAD   | 1350002         | KITTSOON  |              | NATL   |                        | 934           | 1.2                             |              |
| TOTAL POPULATION SERVED BY SOURCE WATER SYSTEM - - - - - |                 |           |              |        |                        | 934           |                                 |              |
| KASOTA   | 1400005         | LE SUEUR  | Acid         | ADJ    |                        | 739           |                                 | 1.2          |
| TOTAL POPULATION SERVED BY SOURCE WATER SYSTEM - - - - - |                 |           |              |        |                        | 739           |                                 |              |
| KASSON   | 1200005         | DODGE     | Acid         | ADJ    | 12/68                  | 2827          |                                 | 1.2          |
| TOTAL POPULATION SERVED BY SOURCE WATER SYSTEM - - - - - |                 |           |              |        |                        | 2827          |                                 |              |
| KEEWATIN   | 1310021         | ITASCA    | Acid         | ADJ    | /70                    | 1443          |                                 | 1.2          |
| TOTAL POPULATION SERVED BY SOURCE WATER SYSTEM - - - - - |                 |           |              |        |                        | 1443          |                                 |              |
| KELLIHER   | 1040017         | BELTRAMI  | Acid         | ADJ    | 05/69                  | 324           |                                 | 1.2          |
| TOTAL POPULATION SERVED BY SOURCE WATER SYSTEM - - - - - |                 |           |              |        |                        | 324           |                                 |              |
| KELLOGG  | 1790003         | WABASHA   | Acid         | ADJ    | 01/70                  | 440           |                                 | 1.2          |
| TOTAL POPULATION SERVED BY SOURCE WATER SYSTEM - - - - - |                 |           |              |        |                        | 440           |                                 |              |
| KENNEDY  | 1350003         | KITTSOON  | Acid         | ADJ    | /70                    | 405           |                                 | 1.2          |
| TOTAL POPULATION SERVED BY SOURCE WATER SYSTEM - - - - - |                 |           |              |        |                        | 405           |                                 |              |
| KENSINGTON   | 1210017         | DOUGLAS   | Acid         | ADJ    | /69                    | 331           |                                 | 1.2          |
| TOTAL POPULATION SERVED BY SOURCE WATER SYSTEM - - - - - |                 |           |              |        |                        | 331           |                                 |              |
| KENT   | 1840004         | WILKIN    |              | NATL   |                        | 121           | 2.1                             |              |
| TOTAL POPULATION SERVED BY SOURCE WATER SYSTEM - - - - - |                 |           |              |        |                        | 121           |                                 |              |

POPULATION SERVED FLUORIDATED DRINKING WATER BY SOURCE SYSTEM,  
CONSECUTIVE SYSTEM, AND COUNTY WITHIN STATE (AS OF 12/31/85)

**MINNESOTA**

| WATER SYSTEM and<br>CONSECUTIVE SYSTEMS SERVED           | EPA<br>ID<br>NO | COUNTY     | CHEM<br>USED | STATUS | FLUOR<br>START<br>DATE | POP<br>SERVED | NATURAL SYSTEMS<br>NAT<br>LEVEL | OPT<br>LEVEL |
|--|-----------------|------------|--------------|--------|------------------------|---------------|---------------------------------|--------------|
| KERKHOVEN  | 1760006         | SWIFT      | Acid         | ADJ    | 12/70                  | 761           |                                 | 1.2          |
| TOTAL POPULATION SERVED BY SOURCE WATER SYSTEM - - - - - |                 |            |              |        |                        | 761           |                                 |              |
| KETTLE RIVER   | 1090008         | CARLTON    | Acid         | ADJ    | 12/70                  | 174           |                                 | 1.2          |
| TOTAL POPULATION SERVED BY SOURCE WATER SYSTEM - - - - - |                 |            |              |        |                        | 174           |                                 |              |
| KIESTER  | 1220008         | FARIBAULT  | Acid         | ADJ    | 12/70                  | 670           |                                 | 1.2          |
| TOTAL POPULATION SERVED BY SOURCE WATER SYSTEM - - - - - |                 |            |              |        |                        | 670           |                                 |              |
| KILKENNY   | 1400007         | LE SUEUR   | Acid         | ADJ    | /70                    | 174           |                                 | 1.2          |
| TOTAL POPULATION SERVED BY SOURCE WATER SYSTEM - - - - - |                 |            |              |        |                        | 174           |                                 |              |
| KIMBALL  | 1730015         | STEARNS    | Acid         | ADJ    | /70                    | 651           |                                 | 1.2          |
| TOTAL POPULATION SERVED BY SOURCE WATER SYSTEM - - - - - |                 |            |              |        |                        | 651           |                                 |              |
| KINNEY   | 1690031         | ST. LOUIS  | Acid         | ADJ    | /69                    | 447           |                                 | 1.2          |
| TOTAL POPULATION SERVED BY SOURCE WATER SYSTEM - - - - - |                 |            |              |        |                        | 447           |                                 |              |
| LA CRESCENT  | 1280007         | HOUSTON    | Acid         | ADJ    | /70                    | 3674          |                                 | 1.2          |
| TOTAL POPULATION SERVED BY SOURCE WATER SYSTEM - - - - - |                 |            |              |        |                        | 3674          |                                 |              |
| LA SALLE   | 1830009         | WATONWAN   | Acid         | ADJ    | 07/78                  | 115           |                                 | 1.2          |
| TOTAL POPULATION SERVED BY SOURCE WATER SYSTEM - - - - - |                 |            |              |        |                        | 115           |                                 |              |
| LAFAYETTE  | 1520002         | NICOLLET   | Acid         | ADJ    | 12/70                  | 507           |                                 | 1.2          |
| TOTAL POPULATION SERVED BY SOURCE WATER SYSTEM - - - - - |                 |            |              |        |                        | 507           |                                 |              |
| LAKE CITY  | 1790004         | WABASHA    | Acid         | ADJ    | /70                    | 4505          |                                 | 1.2          |
| TOTAL POPULATION SERVED BY SOURCE WATER SYSTEM - - - - - |                 |            |              |        |                        | 4505          |                                 |              |
| LAKE CRYSTAL   | 1070006         | BLUE EARTH | Acid         | ADJ    | 12/67                  | 2078          |                                 | 1.2          |
| TOTAL POPULATION SERVED BY SOURCE WATER SYSTEM - - - - - |                 |            |              |        |                        | 2078          |                                 |              |
| LAKE ELMO  | 1820009         | WASHINGTON | Acid         | ADJ    | 12/70                  | 5296          |                                 | 1.2          |
| TOTAL POPULATION SERVED BY SOURCE WATER SYSTEM - - - - - |                 |            |              |        |                        | 5296          |                                 |              |

POPULATION SERVED FLUORIDATED DRINKING WATER BY SOURCE SYSTEM,  
CONSECUTIVE SYSTEM, AND COUNTY WITHIN STATE (AS OF 12/31/85)

# MINNESOTA

| WATER SYSTEM and<br>CONSECUTIVE SYSTEMS SERVED           | EPA<br>ID<br>NO | COUNTY     | CHEM<br>USED | STATUS | FLUOR<br>START<br>DATE | POP<br>SERVED | NATURAL SYSTEMS |              |
|--|-----------------|------------|--------------|--------|------------------------|---------------|-----------------|--------------|
|  |                 |            |              |        |                        |               | NAT<br>LEVEL    | OPT<br>LEVEL |
| LAKE LILLIAN   | 1340004         | KANDIYOHI  | Acid         | ADJ    | 12/69                  | 329           |                 | 1.2          |
| TOTAL POPULATION SERVED BY SOURCE WATER SYSTEM - - - - - |                 |            |              |        |                        | 329           |                 |              |
| LAKE PARK  | 1030016         | BECKER     | Acid         | ADJ    | 12/70                  | 716           |                 | 1.2          |
| TOTAL POPULATION SERVED BY SOURCE WATER SYSTEM - - - - - |                 |            |              |        |                        | 716           |                 |              |
| LAKE WILSON  | 1510008         | MURRAY     | Acid         | ADJ    | 12/69                  | 380           |                 | 1.2          |
| TOTAL POPULATION SERVED BY SOURCE WATER SYSTEM - - - - - |                 |            |              |        |                        | 380           |                 |              |
| LAKEFIELD  | 1320004         | JACKSON    | Acid         | ADJ    | 10/59                  | 1845          |                 | 1.2          |
| TOTAL POPULATION SERVED BY SOURCE WATER SYSTEM - - - - - |                 |            |              |        |                        | 1845          |                 |              |
| LAKEVILLE  | 1190015         | DAKOTA     | Acid         | ADJ    | /70                    | 14790         |                 | 1.2          |
| TOTAL POPULATION SERVED BY SOURCE WATER SYSTEM - - - - - |                 |            |              |        |                        | 14790         |                 |              |
| LAMBERTON  | 1640003         | REDWOOD    | Acid         | ADJ    | 06/69                  | 1032          |                 | 1.2          |
| TOTAL POPULATION SERVED BY SOURCE WATER SYSTEM - - - - - |                 |            |              |        |                        | 1032          |                 |              |
| LANESBORO  | 1230006         | FILLMORE   | Acid         | ADJ    | 11/69                  | 923           |                 | 1.2          |
| TOTAL POPULATION SERVED BY SOURCE WATER SYSTEM - - - - - |                 |            |              |        |                        | 923           |                 |              |
| LE CENTER  | 1400008         | LE SUEUR   | Acid         | ADJ    | 09/69                  | 1967          |                 | 1.2          |
| TOTAL POPULATION SERVED BY SOURCE WATER SYSTEM - - - - - |                 |            |              |        |                        | 1967          |                 |              |
| LE ROY   | 1500009         | MOWER      | Acid         | ADJ    | /69                    | 930           |                 | 1.2          |
| TOTAL POPULATION SERVED BY SOURCE WATER SYSTEM - - - - - |                 |            |              |        |                        | 930           |                 |              |
| LE SUEUR   | 1400010         | LE SUEUR   | Acid         | ADJ    | 11/69                  | 3763          |                 | 1.2          |
| TOTAL POPULATION SERVED BY SOURCE WATER SYSTEM - - - - - |                 |            |              |        |                        | 3763          |                 |              |
| LEHILLIER  | 1070026         | BLUE EARTH | Acid         | ADJ    |                        | 25            |                 | 1.2          |
| TOTAL POPULATION SERVED BY SOURCE WATER SYSTEM - - - - - |                 |            |              |        |                        | 25            |                 |              |
| LENWOOD HEIGHTS  | 1550018         | OLMSTEAD   | Acid         | ADJ    |                        | 180           |                 | 1.2          |
| TOTAL POPULATION SERVED BY SOURCE WATER SYSTEM - - - - - |                 |            |              |        |                        | 180           |                 |              |

POPULATION SERVED FLUORIDATED DRINKING WATER BY SOURCE SYSTEM,  
CONSECUTIVE SYSTEM, AND COUNTY WITHIN STATE (AS OF 12/31/85)

**MINNESOTA**

| WATER SYSTEM and<br>CONSECUTIVE SYSTEMS SERVED           | EPA<br>ID<br>NO | COUNTY    | CHEM<br>USED | STATUS | FLUOR<br>START<br>DATE | POP<br>SERVED | NATURAL SYSTEMS<br>NAT<br>LEVEL | OPT<br>LEVEL |
|--|-----------------|-----------|--------------|--------|------------------------|---------------|---------------------------------|--------------|
| LESTER PRAIRIE   | 1430006         | MCLEOD    | Acid         | ADJ    | 02/70                  | 1229          |                                 | 1.2          |
| TOTAL POPULATION SERVED BY SOURCE WATER SYSTEM - - - - - |                 |           |              |        |                        | 1229          |                                 |              |
| LEWISTON   | 1850006         | WINONA    | Acid         | ADJ    | /70                    | 1226          |                                 | 1.2          |
| TOTAL POPULATION SERVED BY SOURCE WATER SYSTEM - - - - - |                 |           |              |        |                        | 1226          |                                 |              |
| LEWISVILLE   | 1830003         | WATONWAN  | Acid         | ADJ    | 04/69                  | 273           |                                 | 1.2          |
| TOTAL POPULATION SERVED BY SOURCE WATER SYSTEM - - - - - |                 |           |              |        |                        | 273           |                                 |              |
| LEXINGTON  | 1020032         | ANOKA     | Acid         | ADJ    |                        | 2150          |                                 | 1.2          |
| TOTAL POPULATION SERVED BY SOURCE WATER SYSTEM - - - - - |                 |           |              |        |                        | 2150          |                                 |              |
| LINCOLN-PIPESTONE RURAL WS                               | 1410007         | LINCOLN   | NaF          | ADJ    | /80                    | 698           |                                 | 1.2          |
| FLORENCE   | 1420003         | LYON      |              | CONS   |                        | 55            |                                 |              |
| HENDRICKS  | 1410001         | LINCOLN   |              | CONS   |                        | 737           |                                 |              |
| IVANHOE  | 1410002         | LINCOLN   |              | CONS   |                        | 761           |                                 |              |
| LAKE BENJON  | 1410003         | LINCOLN   |              | CONS   |                        | 869           |                                 |              |
| RUSSELL  | 1420008         | LYON      |              | CONS   |                        | 412           |                                 |              |
| TROSKY   | 1590008         | PIPESTONE |              | CONS   |                        | 113           |                                 |              |
| TYLER  | 1410004         | LINCOLN   |              | CONS   |                        | 1353          |                                 |              |
| TOTAL POPULATION SERVED BY SOURCE WATER SYSTEM - - - - - |                 |           |              |        |                        | 4998          |                                 |              |
| LINDSTROM  | 1130007         | CHISAGO   | Acid         | ADJ    | /70                    | 1972          |                                 | 1.2          |
| TOTAL POPULATION SERVED BY SOURCE WATER SYSTEM - - - - - |                 |           |              |        |                        | 1972          |                                 |              |
| LINO LAKES   | 1020023         | ANOKA     | Acid         | ADJ    | 02/80                  | 4966          |                                 | 1.2          |
| TOTAL POPULATION SERVED BY SOURCE WATER SYSTEM - - - - - |                 |           |              |        |                        | 4966          |                                 |              |
| LISMORE  | 1530007         | NOBLES    | NaF          | ADJ    | /71                    | 276           |                                 | 1.2          |
| TOTAL POPULATION SERVED BY SOURCE WATER SYSTEM - - - - - |                 |           |              |        |                        | 276           |                                 |              |
| LITCHFIELD   | 1470008         | MEEKER    | Acid         | ADJ    | 05/59                  | 5904          |                                 | 1.2          |
| TOTAL POPULATION SERVED BY SOURCE WATER SYSTEM - - - - - |                 |           |              |        |                        | 5904          |                                 |              |
| LITTLE FALLS   | 1490002         | MORRISON  | Acid         | ADJ    | /70                    | 7250          |                                 | 1.2          |
| TOTAL POPULATION SERVED BY SOURCE WATER SYSTEM - - - - - |                 |           |              |        |                        | 7250          |                                 |              |



POPULATION SERVED FLUORIDATED DRINKING WATER BY SOURCE SYSTEM,  
CONSECUTIVE SYSTEM, AND COUNTY WITHIN STATE (AS OF 12/31/85)

**MINNESOTA**

| WATER SYSTEM and<br>CONSECUTIVE SYSTEMS SERVED           | EPA<br>ID<br>NO | COUNTY      | CHEM<br>USED | STATUS | FLUOR<br>START<br>DATE | POP<br>SERVED | NATURAL SYSTEMS<br>NAT<br>LEVEL | OPT<br>LEVEL |
|--|-----------------|-------------|--------------|--------|------------------------|---------------|---------------------------------|--------------|
| LITTLE FORK  | 1360004         | KOOCHICHING | Acid         | ADJ    | /70                    | 918           |                                 | 1.2          |
| TOTAL POPULATION SERVED BY SOURCE WATER SYSTEM - - - - - |                 |             |              |        |                        | 918           |                                 |              |
| LONG LAKE  | 1270018         | HENNEPIN    | Acid         | ADJ    | 09/59                  | 1747          |                                 | 1.2          |
| TOTAL POPULATION SERVED BY SOURCE WATER SYSTEM - - - - - |                 |             |              |        |                        | 1747          |                                 |              |
| LONG PRAIRIE   | 1770007         | TODD        | Acid         | ADJ    | 12/70                  | 2859          |                                 | 1.2          |
| TOTAL POPULATION SERVED BY SOURCE WATER SYSTEM - - - - - |                 |             |              |        |                        | 2859          |                                 |              |
| LONSDALE   | 1660006         | RICE        | Acid         | ADJ    | /70                    | 1160          |                                 | 1.2          |
| TOTAL POPULATION SERVED BY SOURCE WATER SYSTEM - - - - - |                 |             |              |        |                        | 1160          |                                 |              |
| LORETTIO   | 1270019         | HENNEPIN    | Acid         | ADJ    | /70                    | 297           |                                 | 1.2          |
| TOTAL POPULATION SERVED BY SOURCE WATER SYSTEM - - - - - |                 |             |              |        |                        | 297           |                                 |              |
| LOWRY  | 1610007         | POPE        | Acid         | ADJ    | /70                    | 283           |                                 | 1.2          |
| TOTAL POPULATION SERVED BY SOURCE WATER SYSTEM - - - - - |                 |             |              |        |                        | 283           |                                 |              |
| LUCAN  | 1640004         | REDWOOD     | Acid         | ADJ    | /70                    | 262           |                                 | 1.2          |
| TOTAL POPULATION SERVED BY SOURCE WATER SYSTEM - - - - - |                 |             |              |        |                        | 262           |                                 |              |
| LUVERNE  | 1670004         | ROCK        | Acid         | ADJ    | 12/68                  | 4568          |                                 | 1.2          |
| TOTAL POPULATION SERVED BY SOURCE WATER SYSTEM - - - - - |                 |             |              |        |                        | 4568          |                                 |              |
| LYLE   | 1500011         | MOWER       | Acid         | ADJ    | /71                    | 576           |                                 | 1.2          |
| TOTAL POPULATION SERVED BY SOURCE WATER SYSTEM - - - - - |                 |             |              |        |                        | 576           |                                 |              |
| LYND   | 1420005         | LYON        | Acid         | ADJ    | /70                    | 304           |                                 | 1.2          |
| TOTAL POPULATION SERVED BY SOURCE WATER SYSTEM - - - - - |                 |             |              |        |                        | 304           |                                 |              |
| MABEL  | 1230007         | FILLMORE    | Acid         | ADJ    | 01/68                  | 923           |                                 | 1.2          |
| TOTAL POPULATION SERVED BY SOURCE WATER SYSTEM - - - - - |                 |             |              |        |                        | 923           |                                 |              |
| MADELIA  | 1830004         | WATONWAN    | Acid         | ADJ    | 06/66                  | 2130          |                                 | 1.2          |
| TOTAL POPULATION SERVED BY SOURCE WATER SYSTEM - - - - - |                 |             |              |        |                        | 2130          |                                 |              |

POPULATION SERVED FLUORIDATED DRINKING WATER BY SOURCE SYSTEM,  
CONSECUTIVE SYSTEM, AND COUNTY WITHIN STATE (AS OF 12/31/85)

# MINNESOTA

| WATER SYSTEM and<br>CONSECUTIVE SYSTEMS SERVED           | EPA<br>ID<br>NO | COUNTY        | CHEM<br>USED | STATUS | FLUOR<br>START<br>DATE | POP<br>SERVED | NATURAL SYSTEMS<br>NAT<br>LEVEL | OPT<br>LEVEL |
|--|-----------------|---------------|--------------|--------|------------------------|---------------|---------------------------------|--------------|
| MADISON  | 1370004         | LAC QUI PARLE | NaF          | ADJ    | 11/53                  | 2212          |                                 | 1.2          |
| TOTAL POPULATION SERVED BY SOURCE WATER SYSTEM - - - - - |                 |               |              |        |                        | 2212          |                                 |              |
| MADISON LAKE   | 1070007         | BLUE EARTH    | Acid         | ADJ    | /69                    | 592           |                                 | 1.2          |
| TOTAL POPULATION SERVED BY SOURCE WATER SYSTEM - - - - - |                 |               |              |        |                        | 592           |                                 |              |
| MAHONOMEN  | 1440002         | MAHONOMEN     | Acid         | ADJ    | /71                    | 1283          |                                 | 1.2          |
| TOTAL POPULATION SERVED BY SOURCE WATER SYSTEM - - - - - |                 |               |              |        |                        | 1283          |                                 |              |
| MAHOMEDI   | 1820013         | WASHINGTON    | Acid         | ADJ    | 11/69                  | 4505          |                                 | 1.2          |
| TOTAL POPULATION SERVED BY SOURCE WATER SYSTEM - - - - - |                 |               |              |        |                        | 4505          |                                 |              |
| MANKATO  | 1070009         | BLUE EARTH    | Acid         | ADJ    | 07/62                  | 28651         |                                 | 1.2          |
| TOTAL POPULATION SERVED BY SOURCE WATER SYSTEM - - - - - |                 |               |              |        |                        | 28651         |                                 |              |
| MANTORVILLE  | 1200006         | DODGE         | Acid         | ADJ    | 12/70                  | 705           |                                 | 1.2          |
| TOTAL POPULATION SERVED BY SOURCE WATER SYSTEM - - - - - |                 |               |              |        |                        | 705           |                                 |              |
| MAPLE GROVE  | 1270020         | HENNEPIN      | NaF          | ADJ    | 08/73                  | 20525         |                                 | 1.2          |
| TOTAL POPULATION SERVED BY SOURCE WATER SYSTEM - - - - - |                 |               |              |        |                        | 20525         |                                 |              |
| MAPLE LAKE   | 1860011         | WRIGHT        | Acid         | ADJ    | 12/70                  | 1132          |                                 | 1.2          |
| TOTAL POPULATION SERVED BY SOURCE WATER SYSTEM - - - - - |                 |               |              |        |                        | 1132          |                                 |              |
| MAPLE PLAIN  | 1270021         | HENNEPIN      | Acid         | ADJ    | /69                    | 1421          |                                 | 1.2          |
| TOTAL POPULATION SERVED BY SOURCE WATER SYSTEM - - - - - |                 |               |              |        |                        | 1421          |                                 |              |
| MAPLETON   | 1070013         | BLUE EARTH    | Acid         | ADJ    | 09/52                  | 1516          |                                 | 1.2          |
| TOTAL POPULATION SERVED BY SOURCE WATER SYSTEM - - - - - |                 |               |              |        |                        | 1516          |                                 |              |
| MAPLEVIEW  | 1500013         | MOWER         | Acid         | ADJ    | /70                    | 253           |                                 | 1.2          |
| TOTAL POPULATION SERVED BY SOURCE WATER SYSTEM - - - - - |                 |               |              |        |                        | 253           |                                 |              |
| MARBLE   | 1310023         | ITASCA        | Acid         | ADJ    | 11/71                  | 753           |                                 | 1.2          |
| TOTAL POPULATION SERVED BY SOURCE WATER SYSTEM - - - - - |                 |               |              |        |                        | 753           |                                 |              |

POPULATION SERVED FLUORIDATED DRINKING WATER BY SOURCE SYSTEM,  
CONSECUTIVE SYSTEM, AND COUNTY WITHIN STATE (AS OF 12/31/85)

# MINNESOTA

| WATER SYSTEM and<br>CONSECUTIVE SYSTEMS SERVED           | EPA<br>ID<br>NO | COUNTY        | CHEM<br>USED | STATUS | FLUOR<br>START<br>DATE | POP<br>SERVED | NATURAL SYSTEMS<br>NAT<br>LEVEL | OPT<br>LEVEL |
|--|-----------------|---------------|--------------|--------|------------------------|---------------|---------------------------------|--------------|
| MARIETTA   | 1370005         | LAC QUI PARLE | Acid         | ADJ    | 10/72                  | 279           |                                 | 1.2          |
| TOTAL POPULATION SERVED BY SOURCE WATER SYSTEM - - - - - |                 |               |              |        |                        | 279           |                                 |              |
| MARSHALL   | 1420006         | LYON          | NaSiF6       | ADJ    | 11/63                  | 11161         |                                 | 1.2          |
| TOTAL POPULATION SERVED BY SOURCE WATER SYSTEM - - - - - |                 |               |              |        |                        | 11161         |                                 |              |
| MARSHALL-KITTSOON CO RURAL WS                            | 1450004         | MARSHALL      | Acid         | ADJ    | 06/80                  | 1000          |                                 | 1.2          |
| TOTAL POPULATION SERVED BY SOURCE WATER SYSTEM - - - - - |                 |               |              |        |                        | 1000          |                                 |              |
| MARSHALL-POLK CO RURAL WS                                | 1450005         | MARSHALL      | Acid         | ADJ    | 12/75                  | 2300          |                                 | 1.2          |
| TOTAL POPULATION SERVED BY SOURCE WATER SYSTEM - - - - - |                 |               |              |        |                        | 2300          |                                 |              |
| MAYER  | 1100006         | CARVER        | Acid         | ADJ    | 12/70                  | 388           |                                 | 1.2          |
| TOTAL POPULATION SERVED BY SOURCE WATER SYSTEM - - - - - |                 |               |              |        |                        | 388           |                                 |              |
| MAYNARD  | 1120002         | CHIPPEWA      | Acid         | ADJ    | /70                    | 428           |                                 | 1.2          |
| TOTAL POPULATION SERVED BY SOURCE WATER SYSTEM - - - - - |                 |               |              |        |                        | 428           |                                 |              |
| MAZEPPA  | 1790009         | WABASHA       | Acid         | ADJ    | 12/71                  | 680           |                                 | 1.2          |
| TOTAL POPULATION SERVED BY SOURCE WATER SYSTEM - - - - - |                 |               |              |        |                        | 680           |                                 |              |
| MCINTOSH   | 1600011         | POLK          | Acid         | ADJ    | 12/69                  | 681           |                                 | 1.2          |
| TOTAL POPULATION SERVED BY SOURCE WATER SYSTEM - - - - - |                 |               |              |        |                        | 681           |                                 |              |
| MCKINLEY   | 1690033         | ST. LOUIS     | Acid         | ADJ    |                        | 230           |                                 | 1.2          |
| TOTAL POPULATION SERVED BY SOURCE WATER SYSTEM - - - - - |                 |               |              |        |                        | 230           |                                 |              |
| MEADOWBROOK ADDITION                                     | 1550021         | OLMSTEAD      | Acid         | ADJ    |                        | 100           |                                 | 1.2          |
| TOTAL POPULATION SERVED BY SOURCE WATER SYSTEM - - - - - |                 |               |              |        |                        | 100           |                                 |              |
| MEADOWLANDS  | 1690034         | ST. LOUIS     | Acid         | ADJ    | /72                    | 135           |                                 | 1.2          |
| TOTAL POPULATION SERVED BY SOURCE WATER SYSTEM - - - - - |                 |               |              |        |                        | 135           |                                 |              |
| MEDFORD  | 1740005         | STEELE        | Acid         | ADJ    | 11/70                  | 775           |                                 | 1.2          |
| TOTAL POPULATION SERVED BY SOURCE WATER SYSTEM - - - - - |                 |               |              |        |                        | 775           |                                 |              |

POPULATION SERVED FLUORIDATED DRINKING WATER BY SOURCE SYSTEM,  
CONSECUTIVE SYSTEM, AND COUNTY WITHIN STATE (AS OF 12/31/85)

# MINNESOTA

| WATER SYSTEM and<br>CONSECUTIVE SYSTEMS SERVED           | EPA<br>ID<br>NO | COUNTY     | CHEM<br>USED | STATUS | FLUOR<br>START<br>DATE | POP<br>SERVED | NATURAL SYSTEMS<br>NAT<br>LEVEL | OPT<br>LEVEL |
|--|-----------------|------------|--------------|--------|------------------------|---------------|---------------------------------|--------------|
| MEDINA   | 1270023         | HENNEPIN   | Acid         | ADJ    | 02/69                  | 2623          |                                 | 1.2          |
| TOTAL POPULATION SERVED BY SOURCE WATER SYSTEM - - - - - |                 |            |              |        |                        | 2623          |                                 |              |
| MELROSE  | 1730016         | STEARNS    | Acid         | ADJ    | 11/70                  | 2409          |                                 | 1.2          |
| TOTAL POPULATION SERVED BY SOURCE WATER SYSTEM - - - - - |                 |            |              |        |                        | 2409          |                                 |              |
| MENAHGA  | 1800001         | WADENA     | Acid         | ADJ    | 11/70                  | 980           |                                 | 1.2          |
| TOTAL POPULATION SERVED BY SOURCE WATER SYSTEM - - - - - |                 |            |              |        |                        | 980           |                                 |              |
| MIDDLE RIVER   | 1450006         | MARSHALL   | Acid         | ADJ    | 11/70                  | 349           |                                 | 1.2          |
| TOTAL POPULATION SERVED BY SOURCE WATER SYSTEM - - - - - |                 |            |              |        |                        | 349           |                                 |              |
| MILACA   | 1480002         | MILLE LACS | Acid         | ADJ    | 08/68                  | 2104          |                                 | 1.2          |
| TOTAL POPULATION SERVED BY SOURCE WATER SYSTEM - - - - - |                 |            |              |        |                        | 2104          |                                 |              |
| MILAN  | 1120003         | CHIPPEWA   | Acid         | ADJ    | /85                    | 417           |                                 | 1.2          |
| TOTAL POPULATION SERVED BY SOURCE WATER SYSTEM - - - - - |                 |            |              |        |                        | 417           |                                 |              |
| MILLVILLE  | 1790010         | WABASHA    | Acid         | ADJ    | 03/80                  | 186           |                                 | 1.2          |
| TOTAL POPULATION SERVED BY SOURCE WATER SYSTEM - - - - - |                 |            |              |        |                        | 186           |                                 |              |
| MILROY   | 1640005         | REDWOOD    |              | NATL   |                        | 247           | 1.4                             |              |
| TOTAL POPULATION SERVED BY SOURCE WATER SYSTEM - - - - - |                 |            |              |        |                        | 247           |                                 |              |
| MINNEAPOLIS  | 1270024         | HENNEPIN   | Acid         | ADJ    |                        | 372181        |                                 | 1.2          |
| COLUMBIA HEIGHTS   | 1020016         | ANOKA      |              | CONS   |                        | 20029         |                                 |              |
| CRYSTAL  | 1270008         | HENNEPIN   |              | CONS   |                        | 25543         |                                 |              |
| GOLDEN VALLEY  | 1270014         | HENNEPIN   |              | CONS   |                        | 22775         |                                 |              |
| LITTLE CANADA  | 1620005         | RAMSEY     |              | CONS   |                        | 7102          |                                 |              |
| NEW HOPE   | 1270040         | HENNEPIN   |              | CONS   |                        | 23087         |                                 |              |
| TOTAL POPULATION SERVED BY SOURCE WATER SYSTEM - - - - - |                 |            |              |        |                        | 470717        |                                 |              |
| MINNEOTA   | 1420007         | LYON       | Acid         | ADJ    | /69                    | 1470          |                                 | 1.2          |
| TOTAL POPULATION SERVED BY SOURCE WATER SYSTEM - - - - - |                 |            |              |        |                        | 1470          |                                 |              |
| MINNESOTA LAKE   | 1070014         | BLUE EARTH | Acid         | ADJ    | 11/70                  | 744           |                                 | 1.2          |
| TOTAL POPULATION SERVED BY SOURCE WATER SYSTEM - - - - - |                 |            |              |        |                        | 744           |                                 |              |

POPULATION SERVED FLUORIDATED DRINKING WATER BY SOURCE SYSTEM,  
CONSECUTIVE SYSTEM, AND COUNTY WITHIN STATE (AS OF 12/31/85)

# MINNESOTA

| WATER SYSTEM and<br>CONSECUTIVE SYSTEMS SERVED           | EPA<br>ID<br>NO | COUNTY   | CHEM<br>USED | STATUS | FLUOR<br>START<br>DATE | POP<br>SERVED | NATURAL SYSTEMS<br>NAT OPT<br>LEVEL LEVEL |
|--|-----------------|----------|--------------|--------|------------------------|---------------|---|
| MINNETONKA   | 1270031         | HENNEPIN | Acid         | ADJ    | 01/69                  | 38684         | 1.2                                       |
| TOTAL POPULATION SERVED BY SOURCE WATER SYSTEM - - - - - |                 |          |              |        |                        | 38684         |   |
| MINNETONKA BEACH   | 1270034         | HENNEPIN | Acid         | ADJ    | 12/70                  | 575           | 1.2                                       |
| TOTAL POPULATION SERVED BY SOURCE WATER SYSTEM - - - - - |                 |          |              |        |                        | 575           |   |
| MINNETRISTIA   | 1270036         | HENNEPIN | NaSiF6       | ADJ    | 06/71                  | 3236          | 1.2                                       |
| TOTAL POPULATION SERVED BY SOURCE WATER SYSTEM - - - - - |                 |          |              |        |                        | 3236          |   |
| MONTEVIDEO   | 1120004         | CHIPPEWA | Acid         | ADJ    | 10/51                  | 5845          | 1.2                                       |
| TOTAL POPULATION SERVED BY SOURCE WATER SYSTEM - - - - - |                 |          |              |        |                        | 5845          |   |
| MONTGOMERY   | 1400012         | LE SUEUR | Acid         | ADJ    | 11/70                  | 2349          | 1.2                                       |
| TOTAL POPULATION SERVED BY SOURCE WATER SYSTEM - - - - - |                 |          |              |        |                        | 2349          |   |
| MONTICELLO   | 1860012         | WRIGHT   | Acid         | ADJ    | /69                    | 311           | 1.2                                       |
| TOTAL POPULATION SERVED BY SOURCE WATER SYSTEM - - - - - |                 |          |              |        |                        | 311           |   |
| MONTROSE   | 1860016         | WRIGHT   | Acid         | ADJ    | 12/70                  | 762           | 1.2                                       |
| TOTAL POPULATION SERVED BY SOURCE WATER SYSTEM - - - - - |                 |          |              |        |                        | 762           |   |
| MOORHEAD   | 1140008         | CLAY     | NaSiF6       | ADJ    | 12/65                  | 29998         | 1.2                                       |
| TOTAL POPULATION SERVED BY SOURCE WATER SYSTEM - - - - - |                 |          |              |        |                        | 29998         |   |
| MOOSE LAKE   | 1090009         | CARLTON  | Acid         | ADJ    | 11/70                  | 1408          | 1.2                                       |
| TOTAL POPULATION SERVED BY SOURCE WATER SYSTEM - - - - - |                 |          |              |        |                        | 1408          |   |
| MORA   | 1330001         | KANABEC  | Acid         | ADJ    | 05/52                  | 2890          | 1.2                                       |
| TOTAL POPULATION SERVED BY SOURCE WATER SYSTEM - - - - - |                 |          |              |        |                        | 2890          |   |
| MORGAN   | 1640006         | REDWOOD  | Acid         | ADJ    | 08/67                  | 975           | 1.2                                       |
| TOTAL POPULATION SERVED BY SOURCE WATER SYSTEM - - - - - |                 |          |              |        |                        | 975           |   |
| MORRIS   | 1750005         | STEVENS  | Acid         | ADJ    | 11/52                  | 5367          | 1.2                                       |
| TOTAL POPULATION SERVED BY SOURCE WATER SYSTEM - - - - - |                 |          |              |        |                        | 5367          |   |

POPULATION SERVED FLUORIDATED DRINKING WATER BY SOURCE SYSTEM,  
CONSECUTIVE SYSTEM, AND COUNTY WITHIN STATE (AS OF 12/31/85)

# MINNESOTA

| WATER SYSTEM and<br>CONSECUTIVE SYSTEMS SERVED           | EPA<br>ID<br>NO | COUNTY     | CHEM<br>USED | STATUS | FLUOR<br>START<br>DATE | POP<br>SERVED | NATURAL SYSTEMS<br>NAT<br>LEVEL | OPT<br>LEVEL |
|--|-----------------|------------|--------------|--------|------------------------|---------------|---------------------------------|--------------|
| MORRISTOWN   | 1660007         | RICE       | Acid         | ADJ    | 11/69                  | 639           |                                 | 1.2          |
| TOTAL POPULATION SERVED BY SOURCE WATER SYSTEM - - - - - |                 |            |              |        |                        | 639           |                                 |              |
| MORTON   | 1650010         | RENVILLE   | Acid         | ADJ    | 11/70                  | 549           |                                 | 1.2          |
| TOTAL POPULATION SERVED BY SOURCE WATER SYSTEM - - - - - |                 |            |              |        |                        | 549           |                                 |              |
| MOTLEY   | 1490003         | MORRISON   | Acid         | ADJ    | 12/69                  | 444           |                                 | 1.2          |
| TOTAL POPULATION SERVED BY SOURCE WATER SYSTEM - - - - - |                 |            |              |        |                        | 444           |                                 |              |
| MOUND  | 1270038         | HENNEPIN   | Acid         | ADJ    | 11/67                  | 9280          |                                 | 1.2          |
| TOTAL POPULATION SERVED BY SOURCE WATER SYSTEM - - - - - |                 |            |              |        |                        | 9280          |                                 |              |
| MOUNDS VIEW  | 1620008         | RAMSEY     | Acid         | ADJ    | 11/70                  | 12593         |                                 | 1.2          |
| TOTAL POPULATION SERVED BY SOURCE WATER SYSTEM - - - - - |                 |            |              |        |                        | 12593         |                                 |              |
| MOUNTAIN IRON  | 1690035         | ST LOUIS   | Acid         | ADJ    | 07/69                  | 4134          |                                 | 1.2          |
| TOTAL POPULATION SERVED BY SOURCE WATER SYSTEM - - - - - |                 |            |              |        |                        | 4134          |                                 |              |
| MOUNTAIN LAKE  | 1170003         | COTTONWOOD | Acid         | ADJ    | 12/64                  | 2274          |                                 | 1.2          |
| TOTAL POPULATION SERVED BY SOURCE WATER SYSTEM - - - - - |                 |            |              |        |                        | 2274          |                                 |              |
| MURDOCK  | 1760007         | SWIFT      | Acid         | ADJ    | 12/70                  | 343           |                                 | 1.2          |
| TOTAL POPULATION SERVED BY SOURCE WATER SYSTEM - - - - - |                 |            |              |        |                        | 343           |                                 |              |
| NASHWALK   | 1310024         | ITASCA     | Acid         | ADJ    | /70                    | 1382          |                                 | 1.2          |
| TOTAL POPULATION SERVED BY SOURCE WATER SYSTEM - - - - - |                 |            |              |        |                        | 1382          |                                 |              |
| NERSTRAND  | 1660009         | RICE       | Acid         | ADJ    | /69                    | 255           |                                 | 1.2          |
| TOTAL POPULATION SERVED BY SOURCE WATER SYSTEM - - - - - |                 |            |              |        |                        | 255           |                                 |              |
| NEVIS  | 1290010         | HUBBARD    | Acid         | ADJ    |                        | 332           |                                 | 1.2          |
| TOTAL POPULATION SERVED BY SOURCE WATER SYSTEM - - - - - |                 |            |              |        |                        | 332           |                                 |              |
| NEW AUBURN   | 1720007         | SIBLEY     | Acid         | ADJ    | 01/80                  | 331           |                                 | 1.2          |
| TOTAL POPULATION SERVED BY SOURCE WATER SYSTEM - - - - - |                 |            |              |        |                        | 331           |                                 |              |

POPULATION SERVED FLUORIDATED DRINKING WATER BY SOURCE SYSTEM,  
CONSECUTIVE SYSTEM, AND COUNTY WITHIN STATE (AS OF 12/31/85)

# MINNESOTA

| WATER SYSTEM and<br>CONSECUTIVE SYSTEMS SERVED           | EPA<br>ID<br>NO | COUNTY     | CHEM<br>USED | STATUS | FLUOR<br>START<br>DATE | POP<br>SERVED | NATURAL SYSTEMS<br>NAT OPT<br>LEVEL LEVEL |
|--|-----------------|------------|--------------|--------|------------------------|---------------|---|
| NEW BRIGHTON   | 1620009         | RAMSEY     | Acid         | ADJ    | 03/68                  | 23269         | 1.2                                       |
| TOTAL POPULATION SERVED BY SOURCE WATER SYSTEM - - - - - |                 |            |              |        |                        | 23269         |   |
| NEW GERMANY  | 1100007         | CARVER     | Acid         | ADJ    | 11/70                  | 349           | 1.2                                       |
| TOTAL POPULATION SERVED BY SOURCE WATER SYSTEM - - - - - |                 |            |              |        |                        | 349           |   |
| NEW LONDON   | 1340005         | KANDIYOHI  | Acid         | ADJ    | 12/69                  | 812           | 1.2                                       |
| TOTAL POPULATION SERVED BY SOURCE WATER SYSTEM - - - - - |                 |            |              |        |                        | 812           |   |
| NEW MARKET   | 1700006         | SCOTT      | Acid         | ADJ    | 10/71                  | 286           | 1.2                                       |
| TOTAL POPULATION SERVED BY SOURCE WATER SYSTEM - - - - - |                 |            |              |        |                        | 286           |   |
| NEW MUNICH   | 1730017         | STEARNS    | Acid         | ADJ    | 11/71                  | 302           | 1.2                                       |
| TOTAL POPULATION SERVED BY SOURCE WATER SYSTEM - - - - - |                 |            |              |        |                        | 302           |   |
| NEW PRAGUE   | 1400013         | LE SUEUR   | Acid         | ADJ    | /69                    | 2952          | 1.2                                       |
| TOTAL POPULATION SERVED BY SOURCE WATER SYSTEM - - - - - |                 |            |              |        |                        | 2952          |   |
| NEW RICHLAND   | 1810002         | WASECA     | Acid         | ADJ    | 12/70                  | 1260          | 1.2                                       |
| TOTAL POPULATION SERVED BY SOURCE WATER SYSTEM - - - - - |                 |            |              |        |                        | 1260          |   |
| NEW TRIER  | 1190011         | DAKOTA     | Acid         | ADJ    | 02/70                  | 115           | 1.2                                       |
| TOTAL POPULATION SERVED BY SOURCE WATER SYSTEM - - - - - |                 |            |              |        |                        | 115           |   |
| NEW ULM  | 1080003         | BROWN      | Acid         | ADJ    | 11/68                  | 13755         | 1.2                                       |
| TOTAL POPULATION SERVED BY SOURCE WATER SYSTEM - - - - - |                 |            |              |        |                        | 13755         |   |
| NEW YORK MILLS   | 1560017         | OTTER TAIL | Acid         | ADJ    | 08/52                  | 972           | 1.2                                       |
| TOTAL POPULATION SERVED BY SOURCE WATER SYSTEM - - - - - |                 |            |              |        |                        | 972           |   |
| NEWFOLDEN  | 1450007         | MARSHALL   | Acid         | ADJ    | 12/72                  | 384           | 1.2                                       |
| TOTAL POPULATION SERVED BY SOURCE WATER SYSTEM - - - - - |                 |            |              |        |                        | 384           |   |
| NEWPORT  | 1820014         | WASHINGTON | Acid         | ADJ    | 11/70                  | 3323          | 1.2                                       |
| TOTAL POPULATION SERVED BY SOURCE WATER SYSTEM - - - - - |                 |            |              |        |                        | 3323          |   |

POPULATION SERVED FLUORIDATED DRINKING WATER BY SOURCE SYSTEM,  
CONSECUTIVE SYSTEM, AND COUNTY WITHIN STATE (AS OF 12/31/85)

**MINNESOTA**

| WATER SYSTEM and<br>CONSECUTIVE SYSTEMS SERVED           | EPA<br>ID<br>NO | COUNTY      | CHEM<br>USED | STATUS | FLUOR<br>START<br>DATE | POP<br>SERVED | NATURAL<br>NAT<br>LEVEL | SYSTEMS<br>OPT<br>LEVEL |
|--|-----------------|-------------|--------------|--------|------------------------|---------------|-------------------------|-------------------------|
| NICOLLET   | 1520004         | NICOLLET    | Acid         | ADJ    | /69                    | 709           |                         | 1.2                     |
| TOTAL POPULATION SERVED BY SOURCE WATER SYSTEM - - - - - |                 |             |              |        |                        | 709           |                         |                         |
| NORTH BRANCH   | 1130011         | CHISAGO     | Acid         | ADJ    |                        | 1597          |                         | 1.2                     |
| TOTAL POPULATION SERVED BY SOURCE WATER SYSTEM - - - - - |                 |             |              |        |                        | 1597          |                         |                         |
| NORTH KITTSON CO RURAL WS                                | 1350006         | KITTSON     |              | ADJ    | 11/80                  | 315           |                         | 1.2                     |
| HALLOCK  | 1350001         | KITTSON     |              | CONS   |                        | 1405          |                         |                         |
| LAKE BRONSON   | 1350004         | KITTSON     |              | CONS   |                        | 298           |                         |                         |
| LANCASTER  | 1350005         | KITTSON     |              | CONS   |                        | 368           |                         |                         |
| TOTAL POPULATION SERVED BY SOURCE WATER SYSTEM - - - - - |                 |             |              |        |                        | 2386          |                         |                         |
| NORTH MANKATO  | 1520005         | NICOLLET    | Acid         | ADJ    | 12/66                  | 9145          |                         | 1.2                     |
| TOTAL POPULATION SERVED BY SOURCE WATER SYSTEM - - - - - |                 |             |              |        |                        | 9145          |                         |                         |
| NORTH ST PAUL  | 1620011         | RAMSEY      | Acid         | ADJ    | 09/69                  | 11921         |                         | 1.2                     |
| TOTAL POPULATION SERVED BY SOURCE WATER SYSTEM - - - - - |                 |             |              |        |                        | 11921         |                         |                         |
| NORTHFIELD   | 1660010         | RICE        | Acid         | ADJ    | 12/63                  | 12562         |                         | 1.2                     |
| TOTAL POPULATION SERVED BY SOURCE WATER SYSTEM - - - - - |                 |             |              |        |                        | 12562         |                         |                         |
| NORTHOME   | 1360005         | KOOCHICHING | Acid         | ADJ    | /71                    | 312           |                         | 1.2                     |
| TOTAL POPULATION SERVED BY SOURCE WATER SYSTEM - - - - - |                 |             |              |        |                        | 312           |                         |                         |
| NORTHROP   | 1460006         | MARTIN      | Acid         | ADJ    | /70                    | 269           |                         | 1.2                     |
| TOTAL POPULATION SERVED BY SOURCE WATER SYSTEM - - - - - |                 |             |              |        |                        | 269           |                         |                         |
| NORWOOD  | 1100008         | CARVER      | Acid         | ADJ    | /70                    | 1219          |                         | 1.2                     |
| TOTAL POPULATION SERVED BY SOURCE WATER SYSTEM - - - - - |                 |             |              |        |                        | 1219          |                         |                         |
| OAK PARK HEIGHTS   | 1820020         | WASHINGTON  | Acid         | ADJ    | 05/68                  | 2591          |                         | 1.2                     |
| TOTAL POPULATION SERVED BY SOURCE WATER SYSTEM - - - - - |                 |             |              |        |                        | 2591          |                         |                         |
| OAKDALE  | 1820016         | WASHINGTON  | Acid         | ADJ    | 11/70                  | 12123         |                         | 1.2                     |
| TOTAL POPULATION SERVED BY SOURCE WATER SYSTEM - - - - - |                 |             |              |        |                        | 12123         |                         |                         |



POPULATION SERVED FLUORIDATED DRINKING WATER BY SOURCE SYSTEM,  
CONSECUTIVE SYSTEM, AND COUNTY WITHIN STATE (AS OF 12/31/85)

# MINNESOTA

| WATER SYSTEM and<br>CONSECUTIVE SYSTEMS SERVED           | EPA<br>ID<br>NO | COUNTY     | CHEM<br>USED | STATUS | FLUOR<br>START<br>DATE | POP<br>SERVED | NATURAL SYSTEMS<br>NAT<br>LEVEL | OPT<br>LEVEL |
|--|-----------------|------------|--------------|--------|------------------------|---------------|---------------------------------|--------------|
| ODESSA   | 1060007         | BIG STONE  | Acid         | ADJ    | /72                    | 177           |                                 | 1.2          |
| TOTAL POPULATION SERVED BY SOURCE WATER SYSTEM - - - - - |                 |            |              |        |                        | 177           |                                 |              |
| OGILVIE  | 1330004         | KANABEC    | Acid         | ADJ    | 11/69                  | 423           |                                 | 1.2          |
| TOTAL POPULATION SERVED BY SOURCE WATER SYSTEM - - - - - |                 |            |              |        |                        | 423           |                                 |              |
| OKABENA  | 1320005         | JACKSON    | Acid         | ADJ    | 07/52                  | 263           |                                 | 1.2          |
| TOTAL POPULATION SERVED BY SOURCE WATER SYSTEM - - - - - |                 |            |              |        |                        | 263           |                                 |              |
| OKLEE  | 1630001         | RED LAKE   | Acid         | ADJ    | 12/69                  | 536           |                                 | 1.2          |
| TOTAL POPULATION SERVED BY SOURCE WATER SYSTEM - - - - - |                 |            |              |        |                        | 536           |                                 |              |
| OLIVIA   | 1650011         | RENVILLE   | Acid         | ADJ    | 06/60                  | 2802          |                                 | 1.2          |
| TOTAL POPULATION SERVED BY SOURCE WATER SYSTEM - - - - - |                 |            |              |        |                        | 2802          |                                 |              |
| ONAMIA   | 1480003         | MILLE LACS | Acid         | ADJ    | 05/69                  | 691           |                                 | 1.2          |
| TOTAL POPULATION SERVED BY SOURCE WATER SYSTEM - - - - - |                 |            |              |        |                        | 691           |                                 |              |
| ORMSBY   | 1830005         | MARTIN     | Acid         | ADJ    | /71                    | 181           |                                 | 1.2          |
| TOTAL POPULATION SERVED BY SOURCE WATER SYSTEM - - - - - |                 |            |              |        |                        | 181           |                                 |              |
| ORONO  | 1270041         | HENNEPIN   | Acid         | ADJ    | /72                    | 6845          |                                 | 1.2          |
| TOTAL POPULATION SERVED BY SOURCE WATER SYSTEM - - - - - |                 |            |              |        |                        | 6845          |                                 |              |
| ORR  | 1690038         | ST. LOUIS  | Acid         | ADJ    | /70                    | 294           |                                 | 1.2          |
| TOTAL POPULATION SERVED BY SOURCE WATER SYSTEM - - - - - |                 |            |              |        |                        | 294           |                                 |              |
| ORTONVILLE   | 1060008         | BIG STONE  | Acid         | ADJ    | 11/58                  | 2550          |                                 | 1.2          |
| TOTAL POPULATION SERVED BY SOURCE WATER SYSTEM - - - - - |                 |            |              |        |                        | 2550          |                                 |              |
| OSAKIS   | 1210020         | DOUGLAS    | Acid         | ADJ    | 12/67                  | 1355          |                                 | 1.2          |
| TOTAL POPULATION SERVED BY SOURCE WATER SYSTEM - - - - - |                 |            |              |        |                        | 1355          |                                 |              |
| OSLO   | 1450008         | MARSHALL   | Acid         | ADJ    | /70                    | 379           |                                 | 1.2          |
| TOTAL POPULATION SERVED BY SOURCE WATER SYSTEM - - - - - |                 |            |              |        |                        | 379           |                                 |              |

POPULATION SERVED FLUORIDATED DRINKING WATER BY SOURCE SYSTEM,  
 CONSECUTIVE SYSTEM, AND COUNTY WITHIN STATE (AS OF 12/31/85)

# MINNESOTA

| WATER SYSTEM and<br>CONSECUTIVE SYSTEMS SERVED           | EPA<br>ID<br>NO | COUNTY     | CHEM<br>USED | STATUS | FLUOR<br>START<br>DATE | POP<br>SERVED | NATURAL SYSTEMS<br>NAT<br>LEVEL | OPT<br>LEVEL |
|--|-----------------|------------|--------------|--------|------------------------|---------------|---------------------------------|--------------|
| OSSEO  | 1270043         | HENNEPIN   | Acid         | ADJ    | 11/70                  | 2974          |                                 | 1.2          |
| TOTAL POPULATION SERVED BY SOURCE WATER SYSTEM - - - - - |                 |            |              |        |                        | 2974          |                                 |              |
| OSTRANDER  | 1230008         | FILLMORE   | Acid         | ADJ    | 11/71                  | 293           |                                 | 1.2          |
| TOTAL POPULATION SERVED BY SOURCE WATER SYSTEM - - - - - |                 |            |              |        |                        | 293           |                                 |              |
| OWATONNA   | 1740007         | STEELE     | Acid         | ADJ    | 12/67                  | 18632         |                                 | 1.2          |
| TOTAL POPULATION SERVED BY SOURCE WATER SYSTEM - - - - - |                 |            |              |        |                        | 18632         |                                 |              |
| PALISADE   | 1010013         | AITKIN     | Acid         | ADJ    | /84                    | 167           |                                 | 1.2          |
| TOTAL POPULATION SERVED BY SOURCE WATER SYSTEM - - - - - |                 |            |              |        |                        | 167           |                                 |              |
| PARK RAPIDS  | 1290003         | HUBBARD    | Acid         | ADJ    | 12/69                  | 2974          |                                 | 1.2          |
| TOTAL POPULATION SERVED BY SOURCE WATER SYSTEM - - - - - |                 |            |              |        |                        | 2974          |                                 |              |
| PARKERS PRAIRIE  | 1560018         | OTTER TAIL | Acid         | ADJ    | /70                    | 917           |                                 | 1.2          |
| TOTAL POPULATION SERVED BY SOURCE WATER SYSTEM - - - - - |                 |            |              |        |                        | 917           |                                 |              |
| PAYNESVILLE  | 1730018         | STEARNS    | Acid         | ADJ    | 12/65                  | 2140          |                                 | 1.2          |
| TOTAL POPULATION SERVED BY SOURCE WATER SYSTEM - - - - - |                 |            |              |        |                        | 2140          |                                 |              |
| PELICAN RAPIDS   | 1560019         | OTTER TAIL | Acid         | ADJ    | /62                    | 1867          |                                 | 1.2          |
| TOTAL POPULATION SERVED BY SOURCE WATER SYSTEM - - - - - |                 |            |              |        |                        | 1867          |                                 |              |
| PEMBERTON  | 1070015         | BLUE EARTH | Acid         | ADJ    | 10/70                  | 208           |                                 | 1.2          |
| TOTAL POPULATION SERVED BY SOURCE WATER SYSTEM - - - - - |                 |            |              |        |                        | 208           |                                 |              |
| PENNOCK  | 1340006         | KANDIYOHI  | Acid         | ADJ    | /70                    | 410           |                                 | 1.2          |
| TOTAL POPULATION SERVED BY SOURCE WATER SYSTEM - - - - - |                 |            |              |        |                        | 410           |                                 |              |
| PEOPLES COOP POWER ASSOC                                 | 1550015         | OLMSTEAD   | Acid         | ADJ    |                        | 1500          |                                 | 1.2          |
| TOTAL POPULATION SERVED BY SOURCE WATER SYSTEM - - - - - |                 |            |              |        |                        | 1500          |                                 |              |
| PERHAM   | 1560023         | OTTER TAIL | Acid         | ADJ    | 05/53                  | 2086          |                                 | 1.2          |
| TOTAL POPULATION SERVED BY SOURCE WATER SYSTEM - - - - - |                 |            |              |        |                        | 2086          |                                 |              |

POPULATION SERVED FLUORIDATED DRINKING WATER BY SOURCE SYSTEM,  
CONSECUTIVE SYSTEM, AND COUNTY WITHIN STATE (AS OF 12/31/85)

**MINNESOTA**

| WATER SYSTEM and<br>CONSECUTIVE SYSTEMS SERVED           | EPA<br>ID<br>NO | COUNTY          | CHEM<br>USED | STATUS | FLUOR<br>START<br>DATE | POP<br>SERVED | NATURAL SYSTEMS<br>NAT<br>LEVEL | OPT<br>LEVEL |
|--|-----------------|-----------------|--------------|--------|------------------------|---------------|---------------------------------|--------------|
| PERLEY   | 1540006         | NORMAN          | Acid         | ADJ    | 11/72                  | 134           |                                 | 1.2          |
| TOTAL POPULATION SERVED BY SOURCE WATER SYSTEM - - - - - |                 |                 |              |        |                        | 134           |                                 |              |
| PETERSON   | 1230009         | FILLMORE        | Acid         | ADJ    | 12/71                  | 291           |                                 | 1.2          |
| TOTAL POPULATION SERVED BY SOURCE WATER SYSTEM - - - - - |                 |                 |              |        |                        | 291           |                                 |              |
| PIERZ  | 1490004         | MORRISON        | Acid         | ADJ    | /69                    | 1018          |                                 | 1.2          |
| TOTAL POPULATION SERVED BY SOURCE WATER SYSTEM - - - - - |                 |                 |              |        |                        | 1018          |                                 |              |
| PINE CITY  | 1580008         | PINE            | Acid         | ADJ    | 12/67                  | 2489          |                                 | 1.2          |
| TOTAL POPULATION SERVED BY SOURCE WATER SYSTEM - - - - - |                 |                 |              |        |                        | 2489          |                                 |              |
| PINE ISLAND  | 1250002         | GOODHUE         | Acid         | ADJ    | 09/62                  | 1980          |                                 | 1.2          |
| TOTAL POPULATION SERVED BY SOURCE WATER SYSTEM - - - - - |                 |                 |              |        |                        | 1980          |                                 |              |
| PINE RIVER   | 1110019         | CASS            | Acid         | ADJ    | 11/70                  | 881           |                                 | 1.2          |
| TOTAL POPULATION SERVED BY SOURCE WATER SYSTEM - - - - - |                 |                 |              |        |                        | 881           |                                 |              |
| PIPESTONE  | 1590005         | PIPESTONE       | Acid         | ADJ    | /62                    | 4887          |                                 | 1.2          |
| TOTAL POPULATION SERVED BY SOURCE WATER SYSTEM - - - - - |                 |                 |              |        |                        | 4887          |                                 |              |
| PLAINVIEW  | 1790012         | WABASHA         | Acid         | ADJ    | /68                    | 2416          |                                 | 1.2          |
| TOTAL POPULATION SERVED BY SOURCE WATER SYSTEM - - - - - |                 |                 |              |        |                        | 2416          |                                 |              |
| PLATO  | 1430007         | MCLEOD          | Acid         | ADJ    | 01/69                  | 390           |                                 | 1.2          |
| TOTAL POPULATION SERVED BY SOURCE WATER SYSTEM - - - - - |                 |                 |              |        |                        | 390           |                                 |              |
| PLUMMER  | 1630002         | RED LAKE        | Acid         | ADJ    | 12/69                  | 353           |                                 | 1.2          |
| TOTAL POPULATION SERVED BY SOURCE WATER SYSTEM - - - - - |                 |                 |              |        |                        | 353           |                                 |              |
| PLYMOUTH   | 1270044         | HENNEPIN        | Acid         | ADJ    | 10/70                  | 31615         |                                 | 1.2          |
| TOTAL POPULATION SERVED BY SOURCE WATER SYSTEM - - - - - |                 |                 |              |        |                        | 31615         |                                 |              |
| PORTER   | 1870006         | YELLOW MEDICINE | Acid         | ADJ    | 07/76                  | 211           |                                 | 1.2          |
| TOTAL POPULATION SERVED BY SOURCE WATER SYSTEM - - - - - |                 |                 |              |        |                        | 211           |                                 |              |

POPULATION SERVED FLUORIDATED DRINKING WATER BY SOURCE SYSTEM,  
CONSECUTIVE SYSTEM, AND COUNTY WITHIN STATE (AS OF 12/31/85)

## MINNESOTA

| WATER SYSTEM and<br>CONSECUTIVE SYSTEMS SERVED           | EPA<br>ID<br>NO | COUNTY     | CHEM<br>USED | STATUS | FLUOR<br>START<br>DATE | POP<br>SERVED | NATURAL SYSTEMS |              |
|--|-----------------|------------|--------------|--------|------------------------|---------------|-----------------|--------------|
|  |                 |            |              |        |                        |               | NAT<br>LEVEL    | OPT<br>LEVEL |
| PRESTON  | 1230010         | FILLMORE   | Acid         | ADJ    | 04/66                  | 1478          |                 | 1.2          |
| TOTAL POPULATION SERVED BY SOURCE WATER SYSTEM - - - - - |                 |            |              |        |                        | 1478          |                 |              |
| PRINCETON  | 1480008         | MILLE LACS | Acid         | ADJ    | 10/66                  | 3146          |                 | 1.2          |
| TOTAL POPULATION SERVED BY SOURCE WATER SYSTEM - - - - - |                 |            |              |        |                        | 3146          |                 |              |
| PRINSBURG  | 1340007         | KANDIYOHI  |              | NATL   |                        | 557           | 1.8             |              |
| TOTAL POPULATION SERVED BY SOURCE WATER SYSTEM - - - - - |                 |            |              |        |                        | 557           |                 |              |
| PRIOR LAKE   | 1700007         | SCOTT      | Acid         | ADJ    | /69                    | 7284          |                 | 1.2          |
| TOTAL POPULATION SERVED BY SOURCE WATER SYSTEM - - - - - |                 |            |              |        |                        | 7284          |                 |              |
| RACINE   | 1500012         | MOWER      | Acid         | ADJ    | /72                    | 285           |                 | 1.2          |
| TOTAL POPULATION SERVED BY SOURCE WATER SYSTEM - - - - - |                 |            |              |        |                        | 285           |                 |              |
| RANDALL  | 1490005         | MORRISON   | Acid         | ADJ    | /69                    | 527           |                 | 1.2          |
| TOTAL POPULATION SERVED BY SOURCE WATER SYSTEM - - - - - |                 |            |              |        |                        | 527           |                 |              |
| RAPIDAN DEVELOPMENT                                      | 1070016         | BLUE EARTH | Acid         | ADJ    |                        | 210           |                 | 1.2          |
| TOTAL POPULATION SERVED BY SOURCE WATER SYSTEM - - - - - |                 |            |              |        |                        | 210           |                 |              |
| RAYMOND  | 1190025         | KANDIYOHI  | Acid         | ADJ    | 03/69                  | 723           |                 | 1.2          |
| TOTAL POPULATION SERVED BY SOURCE WATER SYSTEM - - - - - |                 |            |              |        |                        | 723           |                 |              |
| RED LAKE FALLS   | 1630003         | RED LAKE   | Acid         | ADJ    | 04/51                  | 1732          |                 | 1.2          |
| TOTAL POPULATION SERVED BY SOURCE WATER SYSTEM - - - - - |                 |            |              |        |                        | 1732          |                 |              |
| RED ROCK RURAL WS  | 1170009         | COTTONWOOD | Acid         | ADJ    |                        | 0             |                 | 1.2          |
| DELFT  | 1170010         | COTTONWOOD |              | CONS   |                        | 25            |                 |              |
| DOVRAY   | 1510010         | MURRAY     |              | CONS   |                        | 87            |                 |              |
| GARVIN   | 1420011         | LYON       |              | CONS   |                        | 172           |                 |              |
| JEFFERS  | 1170002         | COTTONWOOD |              | CONS   |                        | 437           |                 |              |
| TOTAL POPULATION SERVED BY SOURCE WATER SYSTEM - - - - - |                 |            |              |        |                        | 721           |                 |              |
| RED WING   | 1250013         | GOODHUE    | Acid         | ADJ    | 11/70                  | 13736         |                 | 1.2          |
| TOTAL POPULATION SERVED BY SOURCE WATER SYSTEM - - - - - |                 |            |              |        |                        | 13736         |                 |              |

POPULATION SERVED FLUORIDATED DRINKING WATER BY SOURCE SYSTEM,  
CONSECUTIVE SYSTEM, AND COUNTY WITHIN STATE (AS OF 12/31/85)

**MINNESOTA**

| WATER SYSTEM and<br>CONSECUTIVE SYSTEMS SERVED           | EPA<br>ID<br>NO | COUNTY   | CHEM<br>USED | STATUS | FLUOR<br>START<br>DATE | POP<br>SERVED | NATURAL SYSTEMS<br>NAT OPT<br>LEVEL LEVEL |
|--|-----------------|----------|--------------|--------|------------------------|---------------|---|
| REDWOOD FALLS  | 1640008         | REDWOOD  | NaF          | ADJ    | 04/59                  | 5210          | 1.2                                       |
| NORTH REDWOOD  | 1640016         | REDWOOD  |              | CONS   |                        | 206           |   |
| TOTAL POPULATION SERVED BY SOURCE WATER SYSTEM - - - - - |                 |          |              |        |                        | 5416          |   |
| RENVILLE   | 1650012         | RENVILLE | Acid         | ADJ    | 09/68                  | 1495          | 1.2                                       |
| TOTAL POPULATION SERVED BY SOURCE WATER SYSTEM - - - - - |                 |          |              |        |                        | 1495          |   |
| REVERE   | 1640010         | REDWOOD  |              | NATL   |                        | 158           | 0.9                                       |
| TOTAL POPULATION SERVED BY SOURCE WATER SYSTEM - - - - - |                 |          |              |        |                        | 158           |   |
| RICE   | 1050002         | BENTON   | Acid         | ADJ    | 11/71                  | 504           | 1.2                                       |
| TOTAL POPULATION SERVED BY SOURCE WATER SYSTEM - - - - - |                 |          |              |        |                        | 504           |   |
| RICHFIELD  | 1270045         | HENNEPIN | Acid         | ADJ    | 11/64                  | 37851         | 1.2                                       |
| TOTAL POPULATION SERVED BY SOURCE WATER SYSTEM - - - - - |                 |          |              |        |                        | 37851         |   |
| RICHMOND   | 1730022         | STEARNS  | Acid         | ADJ    | 11/71                  | 867           | 1.2                                       |
| TOTAL POPULATION SERVED BY SOURCE WATER SYSTEM - - - - - |                 |          |              |        |                        | 867           |   |
| RIVERBEND MHP  | 1860008         | WRIGHT   | Acid         | ADJ    | 08/77                  | 600           | 1.2                                       |
| TOTAL POPULATION SERVED BY SOURCE WATER SYSTEM - - - - - |                 |          |              |        |                        | 600           |   |
| ROBBINSDALE  | 1270046         | HENNEPIN | Acid         | ADJ    | 05/64                  | 14422         | 1.2                                       |
| TOTAL POPULATION SERVED BY SOURCE WATER SYSTEM - - - - - |                 |          |              |        |                        | 14422         |   |
| ROCHESTER  | 1550010         | OLMSTED  | Acid         | ADJ    | 03/60                  | 57855         | 1.2                                       |
| TOTAL POPULATION SERVED BY SOURCE WATER SYSTEM - - - - - |                 |          |              |        |                        | 57855         |   |
| ROCK COUNTY RURAL WC<br>HILLS                            | 1670007         | ROCK     | NaF          | ADJ    | 10/80                  | 191           | 1.2                                       |
| MAGNOLIA   | 1670003         | ROCK     |              | CONS   |                        | 598           |   |
|  | 1670005         | ROCK     |              | CONS   |                        | 234           |   |
| TOTAL POPULATION SERVED BY SOURCE WATER SYSTEM - - - - - |                 |          |              |        |                        | 1023          |   |
| ROCKFORD   | 1860018         | HENNEPIN | Acid         | ADJ    | 04/69                  | 2408          | 1.2                                       |
| TOTAL POPULATION SERVED BY SOURCE WATER SYSTEM - - - - - |                 |          |              |        |                        | 2408          |   |

POPULATION SERVED FLUORIDATED DRINKING WATER BY SOURCE SYSTEM,  
CONSECUTIVE SYSTEM, AND COUNTY WITHIN STATE (AS OF 12/31/85)

# MINNESOTA

| WATER SYSTEM and<br>CONSECUTIVE SYSTEMS SERVED           | EPA<br>ID<br>NO | COUNTY    | CHEM<br>USED | STATUS | FLUOR<br>START<br>DATE | POP<br>SERVED | NATURAL SYSTEMS<br>NAT<br>LEVEL | OPT<br>LEVEL |
|--|-----------------|-----------|--------------|--------|------------------------|---------------|---------------------------------|--------------|
| ROGERS   | 1270047         | HENNEPIN  | Acid         | ADJ    | /70                    | 652           |                                 | 1.2          |
| TOTAL POPULATION SERVED BY SOURCE WATER SYSTEM - - - - - |                 |           |              |        |                        | 652           |                                 |              |
| ROLLINGSTONE   | 1850008         | WINONA    | Acid         | ADJ    | 01/68                  | 528           |                                 | 1.2          |
| TOTAL POPULATION SERVED BY SOURCE WATER SYSTEM - - - - - |                 |           |              |        |                        | 528           |                                 |              |
| ROSCOE   | 1730043         | STEARNS   | Acid         | ADJ    |                        | 154           |                                 | 1.2          |
| TOTAL POPULATION SERVED BY SOURCE WATER SYSTEM - - - - - |                 |           |              |        |                        | 154           |                                 |              |
| ROSE CREEK   | 1500014         | MOWER     | Acid         | ADJ    | 11/70                  | 371           |                                 | 1.2          |
| TOTAL POPULATION SERVED BY SOURCE WATER SYSTEM - - - - - |                 |           |              |        |                        | 371           |                                 |              |
| ROSEAU   | 1680003         | ROSEAU    | Acid         | ADJ    | 11/57                  | 2272          |                                 | 1.2          |
| TOTAL POPULATION SERVED BY SOURCE WATER SYSTEM - - - - - |                 |           |              |        |                        | 2272          |                                 |              |
| ROSELAND   | 1340009         | KANDIYOHI |              | NATL   |                        | 150           | 1.0                             |              |
| TOTAL POPULATION SERVED BY SOURCE WATER SYSTEM - - - - - |                 |           |              |        |                        | 150           |                                 |              |
| ROSEMOUNT  | 1190019         | DAKOTA    | Acid         | ADJ    | 06/67                  | 5083          |                                 | 1.2          |
| TOTAL POPULATION SERVED BY SOURCE WATER SYSTEM - - - - - |                 |           |              |        |                        | 5083          |                                 |              |
| ROTHSAY  | 1840006         | WILKIN    | Acid         | ADJ    | 12/71                  | 476           |                                 | 1.2          |
| TOTAL POPULATION SERVED BY SOURCE WATER SYSTEM - - - - - |                 |           |              |        |                        | 476           |                                 |              |
| ROUND LAKE   | 1530008         | NOBLES    | Acid         | ADJ    | /70                    | 480           |                                 | 1.2          |
| TOTAL POPULATION SERVED BY SOURCE WATER SYSTEM - - - - - |                 |           |              |        |                        | 480           |                                 |              |
| ROYALTON   | 1490006         | MORRISON  | Acid         | ADJ    | 11/70                  | 660           |                                 | 1.2          |
| TOTAL POPULATION SERVED BY SOURCE WATER SYSTEM - - - - - |                 |           |              |        |                        | 660           |                                 |              |
| RUSH CITY  | 1130013         | CHISAGO   | Acid         | ADJ    | 10/52                  | 1198          |                                 | 1.2          |
| TOTAL POPULATION SERVED BY SOURCE WATER SYSTEM - - - - - |                 |           |              |        |                        | 1198          |                                 |              |
| RUSHFORD   | 1230011         | FILLMORE  | NaF          | ADJ    | /70                    | 1478          |                                 | 1.2          |
| TOTAL POPULATION SERVED BY SOURCE WATER SYSTEM - - - - - |                 |           |              |        |                        | 1478          |                                 |              |

POPULATION SERVED FLUORIDATED DRINKING WATER BY SOURCE SYSTEM,  
CONSECUTIVE SYSTEM, AND COUNTY WITHIN STATE (AS OF 12/31/85)

**MINNESOTA**

| WATER SYSTEM and<br>CONSECUTIVE SYSTEMS SERVED           | EPA<br>ID<br>NO | COUNTY    | CHEM<br>USED | STATUS | FLUOR<br>START<br>DATE | POP<br>SERVED | NATURAL SYSTEMS<br>NAT OPT<br>LEVEL LEVEL |
|--|-----------------|-----------|--------------|--------|------------------------|---------------|---|
| RUSHMORE   | 1530009         | NOBLES    | Acid         | ADJ    | /70                    | 387           | 1.2                                       |
| TOTAL POPULATION SERVED BY SOURCE WATER SYSTEM - - - - - |                 |           |              |        |                        | 387           |   |
| RUTHTON  | 1590007         | PIPESTONE | Acid         | ADJ    | 11/70                  | 328           | 1.2                                       |
| TOTAL POPULATION SERVED BY SOURCE WATER SYSTEM - - - - - |                 |           |              |        |                        | 328           |   |
| SABIN  | 1140010         | CLAY      | Acid         | ADJ    | 11/70                  | 446           | 1.2                                       |
| TOTAL POPULATION SERVED BY SOURCE WATER SYSTEM - - - - - |                 |           |              |        |                        | 446           |   |
| SACRED HEART   | 1650013         | RENVILLE  | Acid         | ADJ    | /71                    | 666           | 1.2                                       |
| TOTAL POPULATION SERVED BY SOURCE WATER SYSTEM - - - - - |                 |           |              |        |                        | 666           |   |
| SANBORN  | 1640011         | REDWOOD   | Acid         | ADJ    | 11/70                  | 518           | 1.2                                       |
| TOTAL POPULATION SERVED BY SOURCE WATER SYSTEM - - - - - |                 |           |              |        |                        | 518           |   |
| SANDSTONE  | 1580010         | PINE      | Acid         | ADJ    | /69                    | 1594          | 1.2                                       |
| TOTAL POPULATION SERVED BY SOURCE WATER SYSTEM - - - - - |                 |           |              |        |                        | 1594          |   |
| SARTELL  | 1730036         | STEARNS   | Acid         | ADJ    | 11/70                  | 3427          | 1.2                                       |
| TOTAL POPULATION SERVED BY SOURCE WATER SYSTEM - - - - - |                 |           |              |        |                        | 3427          |   |
| SALK CENTRE  | 1730037         | STEARNS   | Acid         | ADJ    | 12/57                  | 3709          | 1.2                                       |
| TOTAL POPULATION SERVED BY SOURCE WATER SYSTEM - - - - - |                 |           |              |        |                        | 3709          |   |
| SALK RAPIDS  | 1050004         | BENTON    | Acid         | ADJ    | /70                    | 5793          | 1.2                                       |
| TOTAL POPULATION SERVED BY SOURCE WATER SYSTEM - - - - - |                 |           |              |        |                        | 5793          |   |
| SAVAGE   | 1700008         | SCOTT     | Acid         | ADJ    | 08/69                  | 3954          | 1.2                                       |
| TOTAL POPULATION SERVED BY SOURCE WATER SYSTEM - - - - - |                 |           |              |        |                        | 3954          |   |
| SEBEKA   | 1800002         | WADENA    | Acid         | ADJ    | 11/70                  | 774           | 1.2                                       |
| TOTAL POPULATION SERVED BY SOURCE WATER SYSTEM - - - - - |                 |           |              |        |                        | 774           |   |
| SHAKOPEE   | 1700009         | SCOTT     | Acid         | ADJ    | 11/66                  | 9941          | 1.2                                       |
| TOTAL POPULATION SERVED BY SOURCE WATER SYSTEM - - - - - |                 |           |              |        |                        | 9941          |   |

POPULATION SERVED FLUORIDATED DRINKING WATER BY SOURCE SYSTEM,  
CONSECUTIVE SYSTEM, AND COUNTY WITHIN STATE (AS OF 12/31/85)

**MINNESOTA**

| WATER SYSTEM and<br>CONSECUTIVE SYSTEMS SERVED           | EPA<br>ID<br>NO | COUNTY     | CHEM<br>USED | STATUS | FLUOR<br>START<br>DATE | POP<br>SERVED | NATURAL SYSTEMS<br>NAT OPT<br>LEVEL LEVEL |
|--|-----------------|------------|--------------|--------|------------------------|---------------|---|
| SHELLY   | 1540007         | NORMAN     |              | NATL   |                        | 276           | 1.0                                       |
| TOTAL POPULATION SERVED BY SOURCE WATER SYSTEM - - - - - |                 |            |              |        |                        | 276           |   |
| SHERBURN   | 1460007         | MARTIN     | Acid         | ADJ    | /70                    | 1275          | 1.2                                       |
| TOTAL POPULATION SERVED BY SOURCE WATER SYSTEM - - - - - |                 |            |              |        |                        | 1275          |   |
| SHOREVIEW  | 1620020         | RAMSEY     | Acid         | ADJ    | 12/70                  | 17300         | 1.2                                       |
| TOTAL POPULATION SERVED BY SOURCE WATER SYSTEM - - - - - |                 |            |              |        |                        | 17300         |   |
| SHOREWOOD  | 1270051         | NENNEPIN   | NaF          | ADJ    |                        | 4646          | 1.2                                       |
| TOTAL POPULATION SERVED BY SOURCE WATER SYSTEM - - - - - |                 |            |              |        |                        | 4646          |   |
| SILVER BAY   | 1380003         | LAKE       | NaSiF6       | ADJ    | 10/58                  | 2917          | 1.2                                       |
| TOTAL POPULATION SERVED BY SOURCE WATER SYSTEM - - - - - |                 |            |              |        |                        | 2917          |   |
| SILVER LAKE  | 1430008         | MCLEOD     | Acid         | ADJ    | 01/69                  | 698           | 1.2                                       |
| TOTAL POPULATION SERVED BY SOURCE WATER SYSTEM - - - - - |                 |            |              |        |                        | 698           |   |
| SKYLINE  | 1070018         | BLUE EARTH | Acid         | ADJ    | 11/69                  | 399           | 1.2                                       |
| TOTAL POPULATION SERVED BY SOURCE WATER SYSTEM - - - - - |                 |            |              |        |                        | 399           |   |
| SLAYTON  | 1510009         | MURRAY     | Acid         | ADJ    | 11/56                  | 2420          | 1.2                                       |
| TOTAL POPULATION SERVED BY SOURCE WATER SYSTEM - - - - - |                 |            |              |        |                        | 2420          |   |
| SLEEPY EYE   | 1080005         | BROWN      | Acid         | ADJ    | 06/67                  | 3581          | 1.2                                       |
| TOTAL POPULATION SERVED BY SOURCE WATER SYSTEM - - - - - |                 |            |              |        |                        | 3581          |   |
| SOUTH HAVEN  | 1860021         | WRIGHT     | Acid         | ADJ    | /69                    | 205           | 1.2                                       |
| TOTAL POPULATION SERVED BY SOURCE WATER SYSTEM - - - - - |                 |            |              |        |                        | 205           |   |
| SOUTH ST PAUL  | 1190020         | DAKOTA     | Acid         | ADJ    | /70                    | 21235         | 1.2                                       |
| TOTAL POPULATION SERVED BY SOURCE WATER SYSTEM - - - - - |                 |            |              |        |                        | 21235         |   |
| SOUTH VIEW HEIGHTS                                       | 1070020         | BLUE EARTH | Acid         | ADJ    |                        | 200           | 1.2                                       |
| TOTAL POPULATION SERVED BY SOURCE WATER SYSTEM - - - - - |                 |            |              |        |                        | 200           |   |



POPULATION SERVED FLUORIDATED DRINKING WATER BY SOURCE SYSTEM,  
CONSECUTIVE SYSTEM, AND COUNTY WITHIN STATE (AS OF 12/31/85)

# MINNESOTA

| WATER SYSTEM and<br>CONSECUTIVE SYSTEMS SERVED           | EPA<br>ID<br>NO | COUNTY     | CHEM<br>USED | STATUS | FLUOR<br>START<br>DATE | POP<br>SERVED | NATURAL SYSTEMS<br>NAT<br>LEVEL | OPT<br>LEVEL |
|--|-----------------|------------|--------------|--------|------------------------|---------------|---------------------------------|--------------|
| SPICER   | 1340010         | KANDIYOHI  | Acid         | ADJ    | 09/68                  | 909           |                                 | 1.2          |
| TOTAL POPULATION SERVED BY SOURCE WATER SYSTEM - - - - - |                 |            |              |        |                        | 909           |                                 |              |
| SPRING GROVE   | 1280010         | HOUSTON    | Acid         | ADJ    | 09/68                  | 1275          |                                 | 1.2          |
| TOTAL POPULATION SERVED BY SOURCE WATER SYSTEM - - - - - |                 |            |              |        |                        | 1275          |                                 |              |
| SPRING LAKE PARK   | 1020029         | ANOKA      | Acid         | ADJ    | 06/66                  | 6477          |                                 | 1.2          |
| TOTAL POPULATION SERVED BY SOURCE WATER SYSTEM - - - - - |                 |            |              |        |                        | 6477          |                                 |              |
| SPRING PARK  | 1270053         | HENNEPIN   | Acid         | ADJ    | /72                    | 1465          |                                 | 1.2          |
| TOTAL POPULATION SERVED BY SOURCE WATER SYSTEM - - - - - |                 |            |              |        |                        | 1465          |                                 |              |
| SPRING VALLEY  | 1230012         | FILLMORE   | Acid         | ADJ    | 11/65                  | 2616          |                                 | 1.2          |
| TOTAL POPULATION SERVED BY SOURCE WATER SYSTEM - - - - - |                 |            |              |        |                        | 2616          |                                 |              |
| SPRINGFIELD  | 1080008         | BROWN      | Acid         | ADJ    | 10/64                  | 2303          |                                 | 1.2          |
| TOTAL POPULATION SERVED BY SOURCE WATER SYSTEM - - - - - |                 |            |              |        |                        | 2303          |                                 |              |
| ST ANTHONY   | 1270048         | HENNEPIN   | Acid         | ADJ    | 01/70                  | 7981          |                                 | 1.2          |
| TOTAL POPULATION SERVED BY SOURCE WATER SYSTEM - - - - - |                 |            |              |        |                        | 7981          |                                 |              |
| ST BONIFACIUS  | 1270049         | HENNEPIN   | Acid         | ADJ    | 11/70                  | 857           |                                 | 1.2          |
| TOTAL POPULATION SERVED BY SOURCE WATER SYSTEM - - - - - |                 |            |              |        |                        | 857           |                                 |              |
| ST CHARLES   | 1850009         | WINONA     | Acid         | ADJ    | 11/62                  | 2184          |                                 | 1.2          |
| TOTAL POPULATION SERVED BY SOURCE WATER SYSTEM - - - - - |                 |            |              |        |                        | 2184          |                                 |              |
| ST CLAIR   | 1070017         | BLUE EARTH | Acid         | ADJ    | 08/67                  | 655           |                                 | 1.2          |
| TOTAL POPULATION SERVED BY SOURCE WATER SYSTEM - - - - - |                 |            |              |        |                        | 655           |                                 |              |
| ST CLOUD   | 1730027         | BENTON     | NaSiF6       | ADJ    | 09/57                  | 42566         |                                 | 1.2          |
| TOTAL POPULATION SERVED BY SOURCE WATER SYSTEM - - - - - |                 |            |              |        |                        | 42566         |                                 |              |
| ST FRANCIS   | 1020028         | ANOKA      | Acid         | ADJ    | 05/80                  | 1184          |                                 | 1.2          |
| TOTAL POPULATION SERVED BY SOURCE WATER SYSTEM - - - - - |                 |            |              |        |                        | 1184          |                                 |              |

POPULATION SERVED FLUORIDATED DRINKING WATER BY SOURCE SYSTEM,  
CONSECUTIVE SYSTEM, AND COUNTY WITHIN STATE (AS OF 12/31/85)

# MINNESOTA

| WATER SYSTEM and<br>CONSECUTIVE SYSTEMS SERVED           | EPA<br>ID<br>NO | COUNTY     | CHEM<br>USED | STATUS | FLUOR<br>START<br>DATE | POP<br>SERVED | NATURAL SYSTEMS<br>NAT<br>LEVEL | OPT<br>LEVEL |
|--|-----------------|------------|--------------|--------|------------------------|---------------|---------------------------------|--------------|
| ST HILAIRE   | 1570002         | PENNINGTON | Acid         | ADJ    | /70                    | 388           |                                 | 1.2          |
| TOTAL POPULATION SERVED BY SOURCE WATER SYSTEM - - - - - |                 |            |              |        |                        | 388           |                                 |              |
| ST JAMES   | 1830006         | WATONWAN   | Acid         | ADJ    | 08/65                  | 4326          |                                 | 1.2          |
| TOTAL POPULATION SERVED BY SOURCE WATER SYSTEM - - - - - |                 |            |              |        |                        | 4326          |                                 |              |
| ST JOSEPH  | 1730033         | STEARNS    | Acid         | ADJ    | 12/59                  | 2994          |                                 | 1.2          |
| TOTAL POPULATION SERVED BY SOURCE WATER SYSTEM - - - - - |                 |            |              |        |                        | 2994          |                                 |              |
| ST LOUIS PARK  | 1270050         | HENNEPIN   | Acid         | ADJ    | 12/61                  | 42931         |                                 | 1.2          |
| TOTAL POPULATION SERVED BY SOURCE WATER SYSTEM - - - - - |                 |            |              |        |                        | 42931         |                                 |              |
| ST MARTIN  | 1730035         | STEARNS    | Acid         | ADJ    | /74                    | 220           |                                 | 1.2          |
| TOTAL POPULATION SERVED BY SOURCE WATER SYSTEM - - - - - |                 |            |              |        |                        | 220           |                                 |              |
| ST PAUL  | 1620026         | RAMSEY     | Acid         | ADJ    |                        | 330311        |                                 | 1.2          |
| ARDEN HILLS  | 1620001         | RAMSEY     |              | CONS   |                        | 8012          |                                 |              |
| ROSEVILLE  | 1620013         | RAMSEY     |              | CONS   |                        | 35820         |                                 |              |
| TOTAL POPULATION SERVED BY SOURCE WATER SYSTEM - - - - - |                 |            |              |        |                        | 374143        |                                 |              |
| ST PAUL PARK   | 1820018         | WASHINGTON | Acid         | ADJ    | 12/70                  | 4864          |                                 | 1.2          |
| TOTAL POPULATION SERVED BY SOURCE WATER SYSTEM - - - - - |                 |            |              |        |                        | 4864          |                                 |              |
| ST PETER   | 1520006         | NICOLLET   | Acid         | ADJ    | 11/68                  | 9056          |                                 | 1.2          |
| TOTAL POPULATION SERVED BY SOURCE WATER SYSTEM - - - - - |                 |            |              |        |                        | 9056          |                                 |              |
| STACY  | 1130016         | CHISAGO    | Acid         | ADJ    | /72                    | 996           |                                 | 1.2          |
| TOTAL POPULATION SERVED BY SOURCE WATER SYSTEM - - - - - |                 |            |              |        |                        | 996           |                                 |              |
| STAPLES  | 1770011         | TODD       | NaSiF6       | ADJ    | 04/52                  | 2887          |                                 | 1.2          |
| TOTAL POPULATION SERVED BY SOURCE WATER SYSTEM - - - - - |                 |            |              |        |                        | 2887          |                                 |              |
| STARBUCK   | 1610008         | POPE       | Acid         | ADJ    | 11/70                  | 1224          |                                 | 1.2          |
| TOTAL POPULATION SERVED BY SOURCE WATER SYSTEM - - - - - |                 |            |              |        |                        | 1224          |                                 |              |
| STEPHEN  | 1450009         | MARSHALL   | Acid         | ADJ    | /70                    | 898           |                                 | 1.2          |
| TOTAL POPULATION SERVED BY SOURCE WATER SYSTEM - - - - - |                 |            |              |        |                        | 898           |                                 |              |

POPULATION SERVED FLUORIDATED DRINKING WATER BY SOURCE SYSTEM,  
CONSECUTIVE SYSTEM, AND COUNTY WITHIN STATE (AS OF 12/31/85)

**MINNESOTA**

| WATER SYSTEM and<br>CONSECUTIVE SYSTEMS SERVED           | EPA<br>ID<br>NO | COUNTY     | CHEM<br>USED | STATUS | FLUOR<br>START<br>DATE | POP<br>SERVED | NATURAL SYSTEMS<br>NAT OPT<br>LEVEL LEVEL |
|--|-----------------|------------|--------------|--------|------------------------|---------------|---|
| STEWART  | 1430009         | MCLEOD     | Acid         | ADJ    |                        | 616           | 1.2                                       |
| TOTAL POPULATION SERVED BY SOURCE WATER SYSTEM - - - - - |                 |            |              |        |                        | 616           |   |
| STEWARTVILLE   | 1550026         | OLMSTED    | Acid         | ADJ    | 11/66                  | 3911          | 1.2                                       |
| TOTAL POPULATION SERVED BY SOURCE WATER SYSTEM - - - - - |                 |            |              |        |                        | 3911          |   |
| STILLWATER   | 1820024         | WASHINGTON | Acid         | ADJ    | 12/70                  | 12290         | 1.2                                       |
| TOTAL POPULATION SERVED BY SOURCE WATER SYSTEM - - - - - |                 |            |              |        |                        | 12290         |   |
| STORDEN  | 1170004         | COTTONWOOD | Acid         | ADJ    | 11/70                  | 341           | 1.2                                       |
| TOTAL POPULATION SERVED BY SOURCE WATER SYSTEM - - - - - |                 |            |              |        |                        | 341           |   |
| STRANDQUIST  | 1450010         | MARSHALL   |              | NATL   |                        | 136           | 3.1                                       |
| TOTAL POPULATION SERVED BY SOURCE WATER SYSTEM - - - - - |                 |            |              |        |                        | 136           |   |
| SWANVILLE  | 1490007         | MORRISON   | Acid         | ADJ    | /71                    | 295           | 1.2                                       |
| TOTAL POPULATION SERVED BY SOURCE WATER SYSTEM - - - - - |                 |            |              |        |                        | 295           |   |
| TACONITE   | 1310028         | ITASCA     | Acid         | ADJ    | /69                    | 331           | 1.2                                       |
| TOTAL POPULATION SERVED BY SOURCE WATER SYSTEM - - - - - |                 |            |              |        |                        | 331           |   |
| TAUNTON  | 1420009         | LYON       | Acid         | ADJ    | /77                    | 177           | 1.2                                       |
| TOTAL POPULATION SERVED BY SOURCE WATER SYSTEM - - - - - |                 |            |              |        |                        | 177           |   |
| TAYLORS FALLS  | 1130017         | CHISAGO    | Acid         | ADJ    | /70                    | 623           | 1.2                                       |
| TOTAL POPULATION SERVED BY SOURCE WATER SYSTEM - - - - - |                 |            |              |        |                        | 623           |   |
| THIEF RIVER FALLS  | 1570003         | PENNINGTON | Acid         | ADJ    | 09/51                  | 9105          | 1.2                                       |
| TOTAL POPULATION SERVED BY SOURCE WATER SYSTEM - - - - - |                 |            |              |        |                        | 9105          |   |
| THOMPSON   | 1090017         | CARLTON    | Acid         | ADJ    | /81                    | 152           | 1.2                                       |
| TOTAL POPULATION SERVED BY SOURCE WATER SYSTEM - - - - - |                 |            |              |        |                        | 152           |   |
| TINTAH   | 1780003         | TRAVERSE   | Acid         | ADJ    | /82                    | 119           | 1.2                                       |
| TOTAL POPULATION SERVED BY SOURCE WATER SYSTEM - - - - - |                 |            |              |        |                        | 119           |   |

POPULATION SERVED FLUORIDATED DRINKING WATER BY SOURCE SYSTEM,  
CONSECUTIVE SYSTEM, AND COUNTY WITHIN STATE (AS OF 12/31/85)

**MINNESOTA**

| WATER SYSTEM and<br>CONSECUTIVE SYSTEMS SERVED           | EPA<br>ID<br>NO | COUNTY     | CHEM<br>USED | STATUS | FLUOR<br>START<br>DATE | POP<br>SERVED | NATURAL SYSTEMS<br>NAT<br>LEVEL | OPT<br>LEVEL |
|--|-----------------|------------|--------------|--------|------------------------|---------------|---------------------------------|--------------|
| TONKA BAY  | 1270013         | HENNEPIN   | NaF          | ADJ    | /72                    | 1354          |                                 | 1.2          |
| TOTAL POPULATION SERVED BY SOURCE WATER SYSTEM - - - - - |                 |            |              |        |                        | 1354          |                                 |              |
| TRACY  | 1420010         | LYON       | Acid         | ADJ    | 12/67                  | 2478          |                                 | 1.2          |
| TOTAL POPULATION SERVED BY SOURCE WATER SYSTEM - - - - - |                 |            |              |        |                        | 2478          |                                 |              |
| TRIMONT  | 1460009         | MARTIN     | Acid         | ADJ    | /69                    | 805           |                                 | 1.2          |
| TOTAL POPULATION SERVED BY SOURCE WATER SYSTEM - - - - - |                 |            |              |        |                        | 805           |                                 |              |
| TRUMAN   | 1460010         | MARTIN     | Acid         | ADJ    | 06/56                  | 1392          |                                 | 1.2          |
| TOTAL POPULATION SERVED BY SOURCE WATER SYSTEM - - - - - |                 |            |              |        |                        | 1392          |                                 |              |
| TWIN LAKES   | 1240016         | FREEBORN   | Acid         | ADJ    | 03/69                  | 210           |                                 | 1.2          |
| TOTAL POPULATION SERVED BY SOURCE WATER SYSTEM - - - - - |                 |            |              |        |                        | 210           |                                 |              |
| TWIN VALLEY  | 1540008         | NORMAN     | Acid         | ADJ    | /69                    | 907           |                                 | 1.2          |
| TOTAL POPULATION SERVED BY SOURCE WATER SYSTEM - - - - - |                 |            |              |        |                        | 907           |                                 |              |
| TWO HARBORS  | 1380005         | LAKE       | Acid         | ADJ    | 09/61                  | 4039          |                                 | 1.2          |
| TOTAL POPULATION SERVED BY SOURCE WATER SYSTEM - - - - - |                 |            |              |        |                        | 4039          |                                 |              |
| ULEN   | 1140011         | CLAY       | Acid         | ADJ    | /70                    | 514           |                                 | 1.2          |
| TOTAL POPULATION SERVED BY SOURCE WATER SYSTEM - - - - - |                 |            |              |        |                        | 514           |                                 |              |
| UNDERWOOD  | 1560026         | OTTER TAIL | Acid         | ADJ    |                        | 332           |                                 | 1.2          |
| TOTAL POPULATION SERVED BY SOURCE WATER SYSTEM - - - - - |                 |            |              |        |                        | 332           |                                 |              |
| UPSALA   | 1490008         | MORRISON   | Acid         | ADJ    | 11/70                  | 400           |                                 | 1.2          |
| TOTAL POPULATION SERVED BY SOURCE WATER SYSTEM - - - - - |                 |            |              |        |                        | 400           |                                 |              |
| UTICA  | 1850011         | WINONA     | Acid         | ADJ    | 05/80                  | 249           |                                 | 1.2          |
| TOTAL POPULATION SERVED BY SOURCE WATER SYSTEM - - - - - |                 |            |              |        |                        | 249           |                                 |              |
| VADNAIS HEIGHTS  | 1620030         | RAMSEY     | Acid         | ADJ    |                        | 5111          |                                 | 1.2          |
| TOTAL POPULATION SERVED BY SOURCE WATER SYSTEM - - - - - |                 |            |              |        |                        | 5111          |                                 |              |

POPULATION SERVED FLUORIDATED DRINKING WATER BY SOURCE SYSTEM,  
 CONSECUTIVE SYSTEM, AND COUNTY WITHIN STATE (AS OF 12/31/85)

**MINNESOTA**

| WATER SYSTEM and<br>CONSECUTIVE SYSTEMS SERVED           | EPA<br>ID<br>NO | COUNTY     | CHEM<br>USED | STATUS | FLUOR<br>START<br>DATE | POP<br>SERVED | NATURAL SYSTEMS<br>NAT<br>LEVEL | OPT<br>LEVEL |
|--|-----------------|------------|--------------|--------|------------------------|---------------|---------------------------------|--------------|
| VERNDALE   | 1800003         | WADENA     | Acid         | ADJ    | /69                    | 504           |                                 | 1.2          |
| TOTAL POPULATION SERVED BY SOURCE WATER SYSTEM - - - - - |                 |            |              |        |                        | 504           |                                 |              |
| VERNON CENTER  | 1070019         | BLUE EARTH | Acid         | ADJ    |                        | 365           |                                 | 1.2          |
| TOTAL POPULATION SERVED BY SOURCE WATER SYSTEM - - - - - |                 |            |              |        |                        | 365           |                                 |              |
| VESTA  | 1640012         | REDWOOD    | Acid         | ADJ    | 12/69                  | 360           |                                 | 1.2          |
| TOTAL POPULATION SERVED BY SOURCE WATER SYSTEM - - - - - |                 |            |              |        |                        | 360           |                                 |              |
| VICTORIA   | 1100009         | CARVER     | Acid         | ADJ    |                        | 1425          |                                 | 1.2          |
| TOTAL POPULATION SERVED BY SOURCE WATER SYSTEM - - - - - |                 |            |              |        |                        | 1425          |                                 |              |
| VIRGINIA   | 1690046         | ST. LOUIS  | NaSiF6       | ADJ    | /64                    | 11056         |                                 | 1.2          |
| TOTAL POPULATION SERVED BY SOURCE WATER SYSTEM - - - - - |                 |            |              |        |                        | 11056         |                                 |              |
| WABASHA  | 1790013         | WABASHA    | Acid         | ADJ    | 12/69                  | 2372          |                                 | 1.2          |
| TOTAL POPULATION SERVED BY SOURCE WATER SYSTEM - - - - - |                 |            |              |        |                        | 2372          |                                 |              |
| WABASSO  | 1640013         | REDWOOD    | Acid         | ADJ    | /70                    | 745           |                                 | 1.2          |
| TOTAL POPULATION SERVED BY SOURCE WATER SYSTEM - - - - - |                 |            |              |        |                        | 745           |                                 |              |
| WACONIA  | 1100010         | CARVER     | Acid         | ADJ    | /69                    | 2638          |                                 | 1.2          |
| TOTAL POPULATION SERVED BY SOURCE WATER SYSTEM - - - - - |                 |            |              |        |                        | 2638          |                                 |              |
| WADENA   | 1800004         | WADENA     | Acid         | ADJ    | 10/62                  | 4669          |                                 | 1.2          |
| TOTAL POPULATION SERVED BY SOURCE WATER SYSTEM - - - - - |                 |            |              |        |                        | 4669          |                                 |              |
| WAITE PARK   | 1730039         | STEARNS    | Acid         | ADJ    | 01/80                  | 3496          |                                 | 1.2          |
| TOTAL POPULATION SERVED BY SOURCE WATER SYSTEM - - - - - |                 |            |              |        |                        | 3496          |                                 |              |
| WALDORF  | 1810003         | WASECA     | Acid         | ADJ    | 12/70                  | 249           |                                 | 1.2          |
| TOTAL POPULATION SERVED BY SOURCE WATER SYSTEM - - - - - |                 |            |              |        |                        | 249           |                                 |              |
| WALKER   | 1110013         | CASS       | Acid         | ADJ    | 12/70                  | 970           |                                 | 1.2          |
| TOTAL POPULATION SERVED BY SOURCE WATER SYSTEM - - - - - |                 |            |              |        |                        | 970           |                                 |              |

POPULATION SERVED FLUORIDATED DRINKING WATER BY SOURCE SYSTEM,  
CONSECUTIVE SYSTEM, AND COUNTY WITHIN STATE (AS OF 12/31/85)

MINNESOTA

| WATER SYSTEM and<br>CONSECUTIVE SYSTEMS SERVED           | EPA<br>ID<br>NO | COUNTY   | CHEM<br>USED | STATUS | FLUOR<br>START<br>DATE | POP<br>SERVED | NATURAL SYSTEMS<br>NAT<br>LEVEL | OPT<br>LEVEL |
|--|-----------------|----------|--------------|--------|------------------------|---------------|---------------------------------|--------------|
| WALNUT GROVE   | 1640014         | REDWOOD  |              |        | NATL                   | 753           | 1.0                             |              |
| TOTAL POPULATION SERVED BY SOURCE WATER SYSTEM - - - - - |                 |          |              |        |                        | 753           |                                 |              |
| WANAMINGO  | 1250018         | GOODHUE  | Acid         | ADJ    | 12/70                  | 717           |                                 | 1.2          |
| TOTAL POPULATION SERVED BY SOURCE WATER SYSTEM - - - - - |                 |          |              |        |                        | 717           |                                 |              |
| WANDA  | 1640015         | REDWOOD  |              |        | NATL                   | 118           | 3.2                             |              |
| TOTAL POPULATION SERVED BY SOURCE WATER SYSTEM - - - - - |                 |          |              |        |                        | 118           |                                 |              |
| WARBA  | 1310030         | ITASCA   | Acid         | ADJ    |                        | 150           |                                 | 1.2          |
| TOTAL POPULATION SERVED BY SOURCE WATER SYSTEM - - - - - |                 |          |              |        |                        | 150           |                                 |              |
| WARREN   | 1450012         | MARSHALL | Acid         | ADJ    | /70                    | 2105          |                                 | 1.2          |
| TOTAL POPULATION SERVED BY SOURCE WATER SYSTEM - - - - - |                 |          |              |        |                        | 2105          |                                 |              |
| WARROAD  | 1680006         | ROSEAU   | Acid         | ADJ    | /69                    | 1216          |                                 | 1.2          |
| TOTAL POPULATION SERVED BY SOURCE WATER SYSTEM - - - - - |                 |          |              |        |                        | 1216          |                                 |              |
| WASECA   | 1810004         | WASECA   | Acid         | ADJ    | 11/67                  | 8219          |                                 | 1.2          |
| TOTAL POPULATION SERVED BY SOURCE WATER SYSTEM - - - - - |                 |          |              |        |                        | 8219          |                                 |              |
| WATERTOWN  | 1100012         | CARVER   | Acid         | ADJ    | /70                    | 1818          |                                 | 1.2          |
| TOTAL POPULATION SERVED BY SOURCE WATER SYSTEM - - - - - |                 |          |              |        |                        | 1818          |                                 |              |
| WATERVILLE   | 1400015         | LE SUEUR | Acid         | ADJ    | 05/64                  | 1717          |                                 | 1.2          |
| TOTAL POPULATION SERVED BY SOURCE WATER SYSTEM - - - - - |                 |          |              |        |                        | 1717          |                                 |              |
| WATKINS  | 1470010         | MEEKER   | Acid         | ADJ    | /70                    | 757           |                                 | 1.2          |
| TOTAL POPULATION SERVED BY SOURCE WATER SYSTEM - - - - - |                 |          |              |        |                        | 757           |                                 |              |
| WATSON   | 1120006         | CHIPPEWA | Acid         | ADJ    |                        | 238           |                                 | 1.2          |
| TOTAL POPULATION SERVED BY SOURCE WATER SYSTEM - - - - - |                 |          |              |        |                        | 238           |                                 |              |
| WAUBUN   | 1440004         | MAHNOMEN | NaSiF6       | ADJ    | /71                    | 390           |                                 | 1.2          |
| TOTAL POPULATION SERVED BY SOURCE WATER SYSTEM - - - - - |                 |          |              |        |                        | 390           |                                 |              |

POPULATION SERVED FLUORIDATED DRINKING WATER BY SOURCE SYSTEM,  
CONSECUTIVE SYSTEM, AND COUNTY WITHIN STATE (AS OF 12/31/85)

## MINNESOTA

| WATER SYSTEM and<br>CONSECUTIVE SYSTEMS SERVED           | EPA<br>ID<br>NO | COUNTY     | CHEM<br>USED | STATUS | FLUOR<br>START<br>DATE | POP<br>SERVED | NATURAL SYSTEMS<br>NAT<br>LEVEL | OPT<br>LEVEL |
|--|-----------------|------------|--------------|--------|------------------------|---------------|---------------------------------|--------------|
| WAVERLY  | 1860019         | WRIGHT     | Acid         | ADJ    | /69                    | 470           |                                 | 1.2          |
| TOTAL POPULATION SERVED BY SOURCE WATER SYSTEM - - - - - |                 |            |              |        |                        | 470           |                                 |              |
| WAYZATA  | 1270054         | HENNEPIN   | Acid         | ADJ    | 11/62                  | 3621          |                                 | 1.2          |
| TOTAL POPULATION SERVED BY SOURCE WATER SYSTEM - - - - - |                 |            |              |        |                        | 3621          |                                 |              |
| WELCOME  | 1460011         | MARTIN     | Acid         | ADJ    | 11/70                  | 855           |                                 | 1.2          |
| TOTAL POPULATION SERVED BY SOURCE WATER SYSTEM - - - - - |                 |            |              |        |                        | 855           |                                 |              |
| WELLS  | 1220010         | FARIBAULT  | Acid         | ADJ    | 04/67                  | 2777          |                                 | 1.2          |
| TOTAL POPULATION SERVED BY SOURCE WATER SYSTEM - - - - - |                 |            |              |        |                        | 2777          |                                 |              |
| WENDELL  | 1260008         | GRANT      | Acid         | ADJ    |                        | 216           |                                 | 1.2          |
| TOTAL POPULATION SERVED BY SOURCE WATER SYSTEM - - - - - |                 |            |              |        |                        | 216           |                                 |              |
| WEST CONCORD   | 1200007         | DODGE      | NaF          | ADJ    | 09/51                  | 762           |                                 | 1.2          |
| TOTAL POPULATION SERVED BY SOURCE WATER SYSTEM - - - - - |                 |            |              |        |                        | 762           |                                 |              |
| WESTBROOK  | 1170005         | COTTONWOOD | Acid         | ADJ    | 11/70                  | 978           |                                 | 1.2          |
| TOTAL POPULATION SERVED BY SOURCE WATER SYSTEM - - - - - |                 |            |              |        |                        | 978           |                                 |              |
| WHEATON  | 1780004         | TRAVERSE   | Acid         | ADJ    | /70                    | 1969          |                                 | 1.2          |
| TOTAL POPULATION SERVED BY SOURCE WATER SYSTEM - - - - - |                 |            |              |        |                        | 1969          |                                 |              |
| WHITE BEAR LAKE WS                                       | 1620024         | RAMSEY     | Acid         | ADJ    | 06/57                  | 23697         |                                 | 1.2          |
| TOTAL POPULATION SERVED BY SOURCE WATER SYSTEM - - - - - |                 |            |              |        |                        | 23697         |                                 |              |
| WHITE BEAR TWP   | 1620025         | WASHINGTON | Acid         | ADJ    | /69                    | 5921          |                                 | 1.2          |
| TOTAL POPULATION SERVED BY SOURCE WATER SYSTEM - - - - - |                 |            |              |        |                        | 5921          |                                 |              |
| WILLMAR  | 1340016         | KANDIYOHI  | Acid         | ADJ    | 03/67                  | 15895         |                                 | 1.2          |
| TOTAL POPULATION SERVED BY SOURCE WATER SYSTEM - - - - - |                 |            |              |        |                        | 15895         |                                 |              |
| WILLOW HEIGHTS ADDITION                                  | 1550030         | OLMSTEAD   | Acid         | ADJ    |                        | 418           |                                 | 1.2          |
| TOTAL POPULATION SERVED BY SOURCE WATER SYSTEM - - - - - |                 |            |              |        |                        | 418           |                                 |              |

POPULATION SERVED FLUORIDATED DRINKING WATER BY SOURCE SYSTEM,  
 CONSECUTIVE SYSTEM, AND COUNTY WITHIN STATE (AS OF 12/31/85)

# MINNESOTA

| WATER SYSTEM and<br>CONSECUTIVE SYSTEMS SERVED           | EPA<br>ID<br>NO | COUNTY          | CHEM<br>USED | STATUS | FLUOR<br>START<br>DATE | POP<br>SERVED | NATURAL SYSTEMS<br>NAT<br>LEVEL | OPT<br>LEVEL |
|--|-----------------|-----------------|--------------|--------|------------------------|---------------|---------------------------------|--------------|
| WILMONT  | 1530010         | NOBLES          | Acid         | ADJ    |                        | 380           |                                 | 1.2          |
| TOTAL POPULATION SERVED BY SOURCE WATER SYSTEM - - - - - |                 |                 |              |        |                        | 380           |                                 |              |
| WINDOM   | 1170006         | COTTONWOOD      | Acid         | ADJ    | 12/60                  | 4666          |                                 | 1.2          |
| TOTAL POPULATION SERVED BY SOURCE WATER SYSTEM - - - - - |                 |                 |              |        |                        | 4666          |                                 |              |
| WINGER   | 1600013         | POLK            | Acid         | ADJ    | 11/70                  | 200           |                                 | 1.2          |
| TOTAL POPULATION SERVED BY SOURCE WATER SYSTEM - - - - - |                 |                 |              |        |                        | 200           |                                 |              |
| WINNEBAGO  | 1220011         | FARIBAULT       | Acid         | ADJ    | 06/51                  | 1869          |                                 | 1.2          |
| TOTAL POPULATION SERVED BY SOURCE WATER SYSTEM - - - - - |                 |                 |              |        |                        | 1869          |                                 |              |
| WINONA   | 1850013         | WINONA          | Acid         | ADJ    | 08/65                  | 25075         |                                 | 1.2          |
| TOTAL POPULATION SERVED BY SOURCE WATER SYSTEM - - - - - |                 |                 |              |        |                        | 25075         |                                 |              |
| WINSTED  | 1430010         | MCLEOD          | Acid         | ADJ    | /70                    | 1522          |                                 | 1.2          |
| TOTAL POPULATION SERVED BY SOURCE WATER SYSTEM - - - - - |                 |                 |              |        |                        | 1522          |                                 |              |
| WINTHROP   | 1720008         | SIBLEY          | Acid         | ADJ    | 09/68                  | 1376          |                                 | 1.2          |
| TOTAL POPULATION SERVED BY SOURCE WATER SYSTEM - - - - - |                 |                 |              |        |                        | 1376          |                                 |              |
| WINTON   | 1040019         | ST LOUIS        | Acid         | ADJ    |                        | 276           |                                 | 1.2          |
| TOTAL POPULATION SERVED BY SOURCE WATER SYSTEM - - - - - |                 |                 |              |        |                        | 276           |                                 |              |
| WOOD LAKE  | 1870008         | YELLOW MEDICINE | Acid         | ADJ    | 12/70                  | 420           |                                 | 1.2          |
| TOTAL POPULATION SERVED BY SOURCE WATER SYSTEM - - - - - |                 |                 |              |        |                        | 420           |                                 |              |
| WOODBURY   | 1820025         | WASHINGTON      | Acid         | ADJ    | /70                    | 10297         |                                 | 1.2          |
| TOTAL POPULATION SERVED BY SOURCE WATER SYSTEM - - - - - |                 |                 |              |        |                        | 10297         |                                 |              |
| WORTHINGTON  | 1530011         | NOBLES          | Acid         | ADJ    | /69                    | 10243         |                                 | 1.2          |
| TOTAL POPULATION SERVED BY SOURCE WATER SYSTEM - - - - - |                 |                 |              |        |                        | 10243         |                                 |              |
| WYKOFF   | 1230013         | FILLMORE        | Acid         | ADJ    | /70                    | 482           |                                 | 1.2          |
| TOTAL POPULATION SERVED BY SOURCE WATER SYSTEM - - - - - |                 |                 |              |        |                        | 482           |                                 |              |



POPULATION SERVED FLUORIDATED DRINKING WATER BY SOURCE SYSTEM,  
CONSECUTIVE SYSTEM, AND COUNTY WITHIN STATE (AS OF 12/31/85)

# MINNESOTA

| WATER SYSTEM and<br>CONSECUTIVE SYSTEMS SERVED           | EPA<br>ID<br>NO | COUNTY          | CHEM<br>USED | STATUS | FLUOR<br>START<br>DATE | POP<br>SERVED | NATURAL SYSTEMS<br>NAT OPT<br>LEVEL LEVEL |
|--|-----------------|-----------------|--------------|--------|------------------------|---------------|---|
| WYOMING  | 1130018         | CHISAGO         | Acid         | ADJ    | /69                    | 1559          | 1.2                                       |
| TOTAL POPULATION SERVED BY SOURCE WATER SYSTEM - - - - - |                 |                 |              |        |                        | 1559          |   |
| YELLOW MEDICINE PHASE RWS                                | 1870009         | YELLOW MEDICINE | Acid         | ADJ    |                        | 590           | 1.2                                       |
| TOTAL POPULATION SERVED BY SOURCE WATER SYSTEM - - - - - |                 |                 |              |        |                        | 590           |   |
| YOUNG AMERICA  | 1100013         | CARVER          | Acid         | ADJ    | 12/69                  | 1237          | 1.2                                       |
| TOTAL POPULATION SERVED BY SOURCE WATER SYSTEM - - - - - |                 |                 |              |        |                        | 1237          |   |
| ZIMMERMAN  | 1710006         | SHERBURNE       | Acid         | ADJ    |                        | 1074          | 1.2                                       |
| TOTAL POPULATION SERVED BY SOURCE WATER SYSTEM - - - - - |                 |                 |              |        |                        | 1074          |   |
| ZUMBRO FALLS   | 1790015         | WABASHA         | Acid         | ADJ    | /70                    | 208           | 1.2                                       |
| TOTAL POPULATION SERVED BY SOURCE WATER SYSTEM - - - - - |                 |                 |              |        |                        | 208           |   |
| ZUMBROTA   | 1250020         | GOODHUE         | Acid         | ADJ    | /70                    | 2129          | 1.2                                       |
| TOTAL POPULATION SERVED BY SOURCE WATER SYSTEM - - - - - |                 |                 |              |        |                        | 2129          |   |

POPULATION SERVED FLUORIDATED DRINKING WATER BY SOURCE SYSTEM,  
 CONSECUTIVE SYSTEM, AND COUNTY WITHIN STATE (AS OF 12/31/85)

# MISSISSIPPI

| WATER SYSTEM and<br>CONSECUTIVE SYSTEMS SERVED           | EPA<br>ID<br>NO | COUNTY    | CHEM<br>USED | STATUS | FLUOR<br>START<br>DATE | POP<br>SERVED | NATURAL SYSTEMS<br>NAT<br>LEVEL | OPT<br>LEVEL |
|--|-----------------|-----------|--------------|--------|------------------------|---------------|---------------------------------|--------------|
| ABERDEEN   | 0480001         | MONROE    | NaF          | ADJ    | /75                    | 8100          |                                 | 1.0          |
| TOTAL POPULATION SERVED BY SOURCE WATER SYSTEM - - - - - |                 |           |              |        |                        | 8100          |                                 |              |
| ACKERMAN   | 0100001         | CHOCTAW   | NaF          | ADJ    | 09/80                  | 1567          |                                 | 1.0          |
| CHOCTAW WA   | 0100002         | CHOCTAW   |              | CONS   |                        | 74            |                                 |              |
| FENTRESS WA  | 0100003         | CHOCTAW   |              | CONS   |                        | 400           |                                 |              |
| TOTAL POPULATION SERVED BY SOURCE WATER SYSTEM - - - - - |                 |           |              |        |                        | 2041          |                                 |              |
| AMORY  | 0480002         | MONROE    | NaF          | ADJ    | 08/72                  | 8718          |                                 | 1.0          |
| GAINES TRACE WA  | 0480017         | MONROE    |              | CONS   |                        | 503           |                                 |              |
| QUINCY WA #2   | 0480015         | MONROE    |              | CONS   |                        | 999           |                                 |              |
| TOTAL POPULATION SERVED BY SOURCE WATER SYSTEM - - - - - |                 |           |              |        |                        | 10220         |                                 |              |
| ATLANTA WATER SUPPLY                                     | 0090001         | CHICKASAW |              | NATL   |                        | 560           | 1.0                             |              |
| TOTAL POPULATION SERVED BY SOURCE WATER SYSTEM - - - - - |                 |           |              |        |                        | 560           |                                 |              |
| BALDWIN  | 0590001         | PRENTISS  | NaF          | ADJ    | /75                    | 2961          |                                 | 1.0          |
| INGRAM WA  | 0590008         | PRENTISS  |              | CONS   |                        | 720           |                                 |              |
| TOTAL POPULATION SERVED BY SOURCE WATER SYSTEM - - - - - |                 |           |              |        |                        | 3681          |                                 |              |
| BATESVILLE   | 0540002         | PANOLA    | NaF          | ADJ    | 06/76                  | 4692          |                                 | 1.0          |
| HOTOPIA WA   | 0540009         | PANOLA    |              | CONS   |                        | 1360          |                                 |              |
| HUMANITY WA  | 0540010         | PANOLA    |              | CONS   |                        | 500           |                                 |              |
| PANOLA WA  | 0540014         | PANOLA    |              | CONS   |                        | 224           |                                 |              |
| TOTAL POPULATION SERVED BY SOURCE WATER SYSTEM - - - - - |                 |           |              |        |                        | 6776          |                                 |              |
| BAY ST LOUIS UTIL SYSTEM                                 | 0230001         | HANCOCK   | NaF          | ADJ    | 09/77                  | 8000          |                                 | 1.0          |
| TOTAL POPULATION SERVED BY SOURCE WATER SYSTEM - - - - - |                 |           |              |        |                        | 8000          |                                 |              |
| BAYOU MOBILE HOMES                                       | 0300104         | JACKSON   |              | NATL   |                        | 34            | 0.8                             |              |
| TOTAL POPULATION SERVED BY SOURCE WATER SYSTEM - - - - - |                 |           |              |        |                        | 34            |                                 |              |
| BELMONT  | 0710001         | DESOTO    | NaF          | ADJ    | 06/85                  | 1386          |                                 | 1.0          |
| TOTAL POPULATION SERVED BY SOURCE WATER SYSTEM - - - - - |                 |           |              |        |                        | 1386          |                                 |              |
| BELZONI  | 0270001         | HUMPHREY  | NaF          | ADJ    | 10/84                  | 2982          |                                 | 1.0          |
| TOTAL POPULATION SERVED BY SOURCE WATER SYSTEM - - - - - |                 |           |              |        |                        | 2982          |                                 |              |

POPULATION SERVED FLUORIDATED DRINKING WATER BY SOURCE SYSTEM,  
CONSECUTIVE SYSTEM, AND COUNTY WITHIN STATE (AS OF 12/31/85)

## MISSISSIPPI

| WATER SYSTEM and<br>CONSECUTIVE SYSTEMS SERVED           | EPA<br>ID<br>NO | COUNTY   | CHEM<br>USED | STATUS | FLUOR<br>START<br>DATE | POP<br>SERVED | NATURAL SYSTEMS |              |
|--|-----------------|----------|--------------|--------|------------------------|---------------|-----------------|--------------|
|  |                 |          |              |        |                        |               | NAT<br>LEVEL    | OPT<br>LEVEL |
| BLUE SPRINGS   | 0730002         | UNION    |              |        | NATL                   | 400           | 1.2             |              |
| TOTAL POPULATION SERVED BY SOURCE WATER SYSTEM - - - - - |                 |          |              |        |                        | 400           |                 |              |
| BOGUE CHITTO   | 0500010         | NESHOPA  | NaF          | ADJ    | 03/77                  | 1000          |                 | 1.0          |
| TOTAL POPULATION SERVED BY SOURCE WATER SYSTEM - - - - - |                 |          |              |        |                        | 1000          |                 |              |
| BOONEVILLE   | 0590004         | PRENTISS | NaF          | ADJ    | 07/71                  | 6199          |                 | 1.0          |
| BLACKLAND WA   | 0590003         | PRENTISS |              | CONS   |                        | 793           |                 |              |
| GASTON WA  | 0590006         | PRENTISS |              | CONS   |                        | 344           |                 |              |
| TOTAL POPULATION SERVED BY SOURCE WATER SYSTEM - - - - - |                 |          |              |        |                        | 7336          |                 |              |
| BRANDON  | 0610003         | RANKIN   | NaF          | ADJ    | 09/82                  | 9752          |                 | 1.0          |
| TOTAL POPULATION SERVED BY SOURCE WATER SYSTEM - - - - - |                 |          |              |        |                        | 9752          |                 |              |
| BRIGHTS  | 0170002         | DESOTO   | NaF          | ADJ    | 06/85                  | 1645          |                 | 1.0          |
| TOTAL POPULATION SERVED BY SOURCE WATER SYSTEM - - - - - |                 |          |              |        |                        | 1645          |                 |              |
| BROOKHAVEN   | 0430002         | LINCOLN  | NaF          | ADJ    | 11/65                  | 10800         |                 | 1.0          |
| TOTAL POPULATION SERVED BY SOURCE WATER SYSTEM - - - - - |                 |          |              |        |                        | 10800         |                 |              |
| BROWN LOAM EXP STA                                       | 0250002         | HINDS    |              |        | NATL                   | 35            | 1.5             |              |
| TOTAL POPULATION SERVED BY SOURCE WATER SYSTEM - - - - - |                 |          |              |        |                        | 35            |                 |              |
| BUCKATUNNA   | 0770001         | WAYNE    |              |        | NATL                   | 450           | 1.5             |              |
| TOTAL POPULATION SERVED BY SOURCE WATER SYSTEM - - - - - |                 |          |              |        |                        | 450           |                 |              |
| BYHALIA  | 0470001         | MARSHALL | NaF          | ADJ    | 08/70                  | 1530          |                 | 1.0          |
| TOTAL POPULATION SERVED BY SOURCE WATER SYSTEM - - - - - |                 |          |              |        |                        | 1530          |                 |              |
| CALHOUN CITY   | 0070004         | CALHOUN  | NaF          | ADJ    | 06/54                  | 2050          |                 | 1.0          |
| TOTAL POPULATION SERVED BY SOURCE WATER SYSTEM - - - - - |                 |          |              |        |                        | 2050          |                 |              |
| CANTON   | 0450006         | MADISON  | NaF          | ADJ    | 10/65                  | 12810         |                 | 1.0          |
| TOTAL POPULATION SERVED BY SOURCE WATER SYSTEM - - - - - |                 |          |              |        |                        | 12810         |                 |              |
| CARTHAGE   | 0400001         | LEAKE    | NaF          | ADJ    | 07/62                  | 3453          |                 | 1.0          |

POPULATION SERVED FLUORIDATED DRINKING WATER BY SOURCE SYSTEM,  
CONSECUTIVE SYSTEM, AND COUNTY WITHIN STATE (AS OF 12/31/85)

# MISSISSIPPI

| WATER SYSTEM and<br>CONSECUTIVE SYSTEMS SERVED           | EPA<br>ID<br>NO | COUNTY    | CHEM<br>USED | STATUS | FLUOR<br>START<br>DATE | POP<br>SERVED | NATURAL SYSTEMS<br>NAT<br>LEVEL | OPT<br>LEVEL |
|--|-----------------|-----------|--------------|--------|------------------------|---------------|---------------------------------|--------------|
| GOSHEN WA  | 0400004         | LEAKE     |              | CONS   |                        | 394           |                                 |              |
| NEW PROVIDENCE WA  | 0400006         | LEAKE     |              | CONS   |                        | 694           |                                 |              |
| TOTAL POPULATION SERVED BY SOURCE WATER SYSTEM - - - - - |                 |           |              |        |                        | 4541          |                                 |              |
| CLEVELAND  | 0060006         | BOLIVAR   | NaF          | ADJ    | 04/63                  | 14524         |                                 | 1.0          |
| TOTAL POPULATION SERVED BY SOURCE WATER SYSTEM - - - - - |                 |           |              |        |                        | 14524         |                                 |              |
| CLINTON  | 0250003         | HINDS     | NaF          | ADJ    | 08/74                  | 14660         |                                 | 1.0          |
| MOUNT OLIVE WA   | 0250014         | HINDS     |              | CONS   |                        | 350           |                                 |              |
| TOTAL POPULATION SERVED BY SOURCE WATER SYSTEM - - - - - |                 |           |              |        |                        | 15010         |                                 |              |
| COLLINS  | 0160002         | COVINGTON | NaF          | ADJ    | 10/66                  | 2131          |                                 | 1.0          |
| TOTAL POPULATION SERVED BY SOURCE WATER SYSTEM - - - - - |                 |           |              |        |                        | 2131          |                                 |              |
| COLUMBIA   | 0460003         | MARION    | NaF          | ADJ    | /74                    | 7733          |                                 | 1.0          |
| TOTAL POPULATION SERVED BY SOURCE WATER SYSTEM - - - - - |                 |           |              |        |                        | 7733          |                                 |              |
| COLUMBUS   | 0440003         | LOWNDES   | NaF          | ADJ    | 08/51                  | 27503         |                                 | 1.0          |
| TOTAL POPULATION SERVED BY SOURCE WATER SYSTEM - - - - - |                 |           |              |        |                        | 27503         |                                 |              |
| COLUMBUS AFB   | 0440018         | LOWNDES   | NaF          | ADJ    | /73                    | 4497          |                                 | 1.0          |
| TOTAL POPULATION SERVED BY SOURCE WATER SYSTEM - - - - - |                 |           |              |        |                        | 4497          |                                 |              |
| COMO   | 0540004         | PANOLA    | NaF          | ADJ    | 04/58                  | 1003          |                                 | 1.0          |
| TOTAL POPULATION SERVED BY SOURCE WATER SYSTEM - - - - - |                 |           |              |        |                        | 1003          |                                 |              |
| CONEHATTA INDIAN COMM                                    | 0510003         | NEWTON    | HF           | ADJ    | 06/76                  | 280           |                                 | 1.0          |
| TOTAL POPULATION SERVED BY SOURCE WATER SYSTEM - - - - - |                 |           |              |        |                        | 280           |                                 |              |
| CORINTH  | 0020002         | ALCORN    | NaF          | ADJ    | 09/61                  | 14500         |                                 | 1.0          |
| KOSSUTH WA 1   | 0020004         | ALCORN    |              | CONS   |                        | 3081          |                                 |              |
| KOSSUTH WA 4   | 0020009         | ALCORN    |              | CONS   |                        | 370           |                                 |              |
| TOTAL POPULATION SERVED BY SOURCE WATER SYSTEM - - - - - |                 |           |              |        |                        | 17951         |                                 |              |
| CRYSTAL SPRINGS  | 0150003         | COPIAH    | NaF          | ADJ    | 09/64                  | 4902          |                                 | 1.0          |
| TOTAL POPULATION SERVED BY SOURCE WATER SYSTEM - - - - - |                 |           |              |        |                        | 4902          |                                 |              |

POPULATION SERVED FLUORIDATED DRINKING WATER BY SOURCE SYSTEM,  
CONSECUTIVE SYSTEM, AND COUNTY WITHIN STATE (AS OF 12/31/85)

## MISSISSIPPI

| WATER SYSTEM and<br>CONSECUTIVE SYSTEMS SERVED           | EPA<br>ID<br>NO | COUNTY    | CHEM<br>USED | STATUS | FLUOR<br>START<br>DATE | POP<br>SERVED | NATURAL SYSTEMS |              |
|--|-----------------|-----------|--------------|--------|------------------------|---------------|-----------------|--------------|
|  |                 |           |              |        |                        |               | NAT<br>LEVEL    | OPT<br>LEVEL |
| CS & I WA  | 0110002         | CLAIBORNE |              |        | NATL                   | 600           | 0.9             |              |
| TOTAL POPULATION SERVED BY SOURCE WATER SYSTEM - - - - - |                 |           |              |        |                        | 600           |                 |              |
| DAYS   | 0170005         | DESOTO    | NaF          | ADJ    | 11/81                  | 1225          | 1.0             |              |
| TOTAL POPULATION SERVED BY SOURCE WATER SYSTEM - - - - - |                 |           |              |        |                        | 1225          |                 |              |
| DECATUR  | 0510004         | NEWTON    | NaF          | ADJ    | 10/81                  | 1129          | 1.0             |              |
| N DECATUR WA 1   | 0510012         | NEWTON    |              | CONS   |                        | 622           |                 |              |
| TOTAL POPULATION SERVED BY SOURCE WATER SYSTEM - - - - - |                 |           |              |        |                        | 1751          |                 |              |
| DELTA CITY   | 0630003         | SHARKEY   |              |        | NATL                   | 290           | 1.0             |              |
| TOTAL POPULATION SERVED BY SOURCE WATER SYSTEM - - - - - |                 |           |              |        |                        | 290           |                 |              |
| DORSEY   | 0290002         | ITAWAMBA  | NaF          | ADJ    | 04/77                  | 1060          | 1.0             |              |
| TOTAL POPULATION SERVED BY SOURCE WATER SYSTEM - - - - - |                 |           |              |        |                        | 1060          |                 |              |
| DREW   | 0670004         | SUNFLOWER | NaF          | ADJ    | /71                    | 2574          | 1.0             |              |
| TOTAL POPULATION SERVED BY SOURCE WATER SYSTEM - - - - - |                 |           |              |        |                        | 2574          |                 |              |
| DURANT   | 0260006         | HOLMES    | NaF          | ADJ    | 06/64                  | 2889          | 1.0             |              |
| CASTALIAN WA B SYSTEM                                    | 0260019         | HOLMES    |              | CONS   |                        | 52            |                 |              |
| TOTAL POPULATION SERVED BY SOURCE WATER SYSTEM - - - - - |                 |           |              |        |                        | 2941          |                 |              |
| EAST LOWNDES   | 0440005         | LOWNDES   | NaF          | ADJ    | 08/83                  | 11200         | 1.0             |              |
| TOTAL POPULATION SERVED BY SOURCE WATER SYSTEM - - - - - |                 |           |              |        |                        | 11200         |                 |              |
| ECHOLS WS/HICKORY GR                                     | 0530030         | OKTIBBEHA |              |        | NATL                   | 60            | 1.7             |              |
| TOTAL POPULATION SERVED BY SOURCE WATER SYSTEM - - - - - |                 |           |              |        |                        | 60            |                 |              |
| EDWARDS  | 0250005         | HINDS     |              |        | NATL                   | 1860          | 0.8             |              |
| TOTAL POPULATION SERVED BY SOURCE WATER SYSTEM - - - - - |                 |           |              |        |                        | 1860          |                 |              |
| ELLISVILLE STATE SCH                                     | 0340002         | JONES     | NaF          | ADJ    | /75                    | 1500          | 1.0             |              |
| TOTAL POPULATION SERVED BY SOURCE WATER SYSTEM - - - - - |                 |           |              |        |                        | 1500          |                 |              |

POPULATION SERVED FLUORIDATED DRINKING WATER BY SOURCE SYSTEM,  
CONSECUTIVE SYSTEM, AND COUNTY WITHIN STATE (AS OF 12/31/85)

# MISSISSIPPI

| WATER SYSTEM and<br>CONSECUTIVE SYSTEMS SERVED           | EPA<br>ID<br>NO | COUNTY     | CHEM<br>USED | STATUS | FLUOR<br>START<br>DATE | POP<br>SERVED | NATURAL SYSTEMS<br>NAT<br>LEVEL | OPT<br>LEVEL |
|--|-----------------|------------|--------------|--------|------------------------|---------------|---------------------------------|--------------|
| EUDORA   | 0170006         | DESOTO     | NaF          | ADJ    | 11/84                  | 823           |                                 | 1.0          |
| TOTAL POPULATION SERVED BY SOURCE WATER SYSTEM - - - - - |                 |            |              |        |                        | 823           |                                 |              |
| EUPORA   | 0780005         | WEBSTER    | NaF          | ADJ    | 09/81                  | 2048          |                                 | 1.0          |
| SAPA WA  | 0780009         | WEBSTER    |              | CONS   |                        | 374           |                                 |              |
| TOTAL POPULATION SERVED BY SOURCE WATER SYSTEM - - - - - |                 |            |              |        |                        | 2422          |                                 |              |
| FISHER FERRY WD  | 0750004         | WARREN     |              |        | NATL                   | 1760          |                                 | 1.5          |
| TOTAL POPULATION SERVED BY SOURCE WATER SYSTEM - - - - - |                 |            |              |        |                        | 1760          |                                 |              |
| FLORA  | 0450008         | MADISON    | NaF          | ADJ    | 07/62                  | 1507          |                                 | 1.0          |
| TOTAL POPULATION SERVED BY SOURCE WATER SYSTEM - - - - - |                 |            |              |        |                        | 1507          |                                 |              |
| FOREST   | 0620002         | SCOTT      | NaF          | ADJ    | 12/52                  | 6300          |                                 | 1.0          |
| TOTAL POPULATION SERVED BY SOURCE WATER SYSTEM - - - - - |                 |            |              |        |                        | 6300          |                                 |              |
| FULTON   | 0290003         | ITAWAMBA   | NaF          | ADJ    | 10/66                  | 4308          |                                 | 1.0          |
| NEW SALEM WA   | 0290015         | ITAWAMBA   |              | CONS   |                        | 4308          |                                 |              |
| TOTAL POPULATION SERVED BY SOURCE WATER SYSTEM - - - - - |                 |            |              |        |                        | 8616          |                                 |              |
| GEORGETOWN   | 0150005         | COPIAH     |              |        | NATL                   | 339           |                                 | 1.9          |
| TOTAL POPULATION SERVED BY SOURCE WATER SYSTEM - - - - - |                 |            |              |        |                        | 339           |                                 |              |
| GLADE WD   | 0340005         | JONES      | NaF          | ADJ    | 01/76                  | 2450          |                                 | 1.0          |
| TOTAL POPULATION SERVED BY SOURCE WATER SYSTEM - - - - - |                 |            |              |        |                        | 2450          |                                 |              |
| GLEN ALLAN WA  | 0760003         | WASHINGTON |              |        | NATL                   | 650           |                                 | 0.8          |
| TOTAL POPULATION SERVED BY SOURCE WATER SYSTEM - - - - - |                 |            |              |        |                        | 650           |                                 |              |
| GLOSTER  | 0003003         | AMITE      | NaF          | ADJ    | 03/74                  | 1726          |                                 | 1.0          |
| MARY SPRINGS WA  | 0003005         | AMITE      |              | CONS   |                        | 866           |                                 |              |
| PINE STREET WA   | 0003006         | AMITE      |              | CONS   |                        | 274           |                                 |              |
| WILK-AMITE #1  | 0003007         | AMITE      |              | CONS   |                        | 1580          |                                 |              |
| TOTAL POPULATION SERVED BY SOURCE WATER SYSTEM - - - - - |                 |            |              |        |                        | 4446          |                                 |              |
| GREENVILLE   | 0760004         | WASHINGTON | NaF          | ADJ    | 07/81                  | 40613         |                                 | 1.0          |
| TOTAL POPULATION SERVED BY SOURCE WATER SYSTEM - - - - - |                 |            |              |        |                        | 40613         |                                 |              |

POPULATION SERVED FLUORIDATED DRINKING WATER BY SOURCE SYSTEM,  
CONSECUTIVE SYSTEM, AND COUNTY WITHIN STATE (AS OF 12/31/85)

**MISSISSIPPI**

| WATER SYSTEM and<br>CONSECUTIVE SYSTEMS SERVED           | EPA<br>ID<br>NO    | COUNTY           | CHEM<br>USED | STATUS      | FLUOR<br>START<br>DATE | POP<br>SERVED | NATURAL SYSTEMS<br>NAT<br>LEVEL | OPT<br>LEVEL |
|--|--------------------|------------------|--------------|-------------|------------------------|---------------|---------------------------------|--------------|
| GUNTOWN  | 0410006            | LEE              | NaF          | ADJ         | 02/77                  | 750           |                                 | 1.0          |
| TOTAL POPULATION SERVED BY SOURCE WATER SYSTEM - - - - - |                    |                  |              |             |                        | 750           |                                 |              |
| HATLEY'S TR PK   | 0300062            | JACKSON          |              | NATL        |                        | 70            |                                 | 0.9          |
| TOTAL POPULATION SERVED BY SOURCE WATER SYSTEM - - - - - |                    |                  |              |             |                        | 70            |                                 |              |
| HATTEN WD  | 0340006            | JONES            | NaF          | ADJ         | 07/76                  | 700           |                                 | 1.0          |
| TOTAL POPULATION SERVED BY SOURCE WATER SYSTEM - - - - - |                    |                  |              |             |                        | 700           |                                 |              |
| HATTIESBURG  | 0180008            | FORREST          | NaSiF6       | ADJ         | 08/76                  | 57000         |                                 | 1.0          |
| TOTAL POPULATION SERVED BY SOURCE WATER SYSTEM - - - - - |                    |                  |              |             |                        | 57000         |                                 |              |
| HAZLEHURST<br>COPIAH WA                                  | 0150007<br>0150002 | COPIAH<br>COPIAH | NaF          | ADJ<br>CONS | 03/71                  | 4437<br>1800  |                                 | 1.0          |
| TOTAL POPULATION SERVED BY SOURCE WATER SYSTEM - - - - - |                    |                  |              |             |                        | 6237          |                                 |              |
| HERMANVILLE COMM WA                                      | 0110003            | CLAIBORNE        |              | NATL        |                        | 717           |                                 | 0.9          |
| TOTAL POPULATION SERVED BY SOURCE WATER SYSTEM - - - - - |                    |                  |              |             |                        | 717           |                                 |              |
| HERNANDO WD  | 0170009            | DE SOTO          | NaF          | ADJ         | 05/75                  | 2969          |                                 | 1.0          |
| TOTAL POPULATION SERVED BY SOURCE WATER SYSTEM - - - - - |                    |                  |              |             |                        | 2969          |                                 |              |
| HIGHLAND MHP   | 0760016            | WASHINGTON       |              | NATL        |                        | 354           |                                 | 0.8          |
| TOTAL POPULATION SERVED BY SOURCE WATER SYSTEM - - - - - |                    |                  |              |             |                        | 354           |                                 |              |
| HIGHWAY 98 EAST WA                                       | 0460007            | MARION           |              | NATL        |                        | 623           |                                 | 0.8          |
| TOTAL POPULATION SERVED BY SOURCE WATER SYSTEM - - - - - |                    |                  |              |             |                        | 623           |                                 |              |
| HOLLANDALE MUN WA  | 0760005            | WASHINGTON       |              | NATL        |                        | 4336          |                                 | 1.1          |
| TOTAL POPULATION SERVED BY SOURCE WATER SYSTEM - - - - - |                    |                  |              |             |                        | 4336          |                                 |              |
| HOLLY HILLS WA   | 0440022            | LOWNDES          | NaF          | ADJ         | 03/67                  | 800           |                                 | 1.0          |
| TOTAL POPULATION SERVED BY SOURCE WATER SYSTEM - - - - - |                    |                  |              |             |                        | 800           |                                 |              |
| HOLLY SPRINGS  | 0470002            | MARSHALL         | NaF          | ADJ         | /69                    | 7285          |                                 | 1.0          |
| TOTAL POPULATION SERVED BY SOURCE WATER SYSTEM - - - - - |                    |                  |              |             |                        | 7285          |                                 |              |

POPULATION SERVED FLUORIDATED DRINKING WATER BY SOURCE SYSTEM,  
CONSECUTIVE SYSTEM, AND COUNTY WITHIN STATE (AS OF 12/31/85)

MISSISSIPPI

| WATER SYSTEM and<br>CONSECUTIVE SYSTEMS SERVED           | EPA<br>ID<br>NO | COUNTY     | CHEM<br>USED | STATUS | FLUOR<br>START<br>DATE | POP<br>SERVED | NATURAL SYSTEMS<br>NAT<br>LEVEL | OPT<br>LEVEL |
|--|-----------------|------------|--------------|--------|------------------------|---------------|---------------------------------|--------------|
| HORN LAKE WA   | 0170010         | DESOTO     | NaF          | ADJ    | 11/81                  | 2498          |                                 | 1.0          |
| TOTAL POPULATION SERVED BY SOURCE WATER SYSTEM - - - - - |                 |            |              |        |                        | 2498          |                                 |              |
| HOUKA  | 0090003         | CHICKASAW  | NaF          | ADJ    | 01/77                  | 1105          |                                 | 1.0          |
| TOTAL POPULATION SERVED BY SOURCE WATER SYSTEM - - - - - |                 |            |              |        |                        | 1105          |                                 |              |
| HOUSTON WA   | 0290004         | ITAWAMBA   | NaF          | ADJ    | /74                    | 700           |                                 | 1.0          |
| TOTAL POPULATION SERVED BY SOURCE WATER SYSTEM - - - - - |                 |            |              |        |                        | 700           |                                 |              |
| HOUSTON WD   | 0090005         | CHICKASAW  | NaF          | ADJ    | 06/75                  | 4800          |                                 | 1.0          |
| TOTAL POPULATION SERVED BY SOURCE WATER SYSTEM - - - - - |                 |            |              |        |                        | 4800          |                                 |              |
| HUBBARD  | 0250007         | HINDS      |              | NATL   |                        | 306           | 1.5                             |              |
| TOTAL POPULATION SERVED BY SOURCE WATER SYSTEM - - - - - |                 |            |              |        |                        | 306           |                                 |              |
| INDIANOLA  | 0670006         | SUNFLOWER  | NaF          | ADJ    | 04/76                  | 8221          |                                 | 1.0          |
| FMH WA 1   | 0670005         | SUNFLOWER  |              | CONS   |                        | 2240          |                                 |              |
| SOUTH SUNFLOWER WA--INDIANOLA                            | 0670013         | SUNFLOWER  |              | CONS   |                        | 340           |                                 |              |
| TOTAL POPULATION SERVED BY SOURCE WATER SYSTEM - - - - - |                 |            |              |        |                        | 10801         |                                 |              |
| INGOMAR WS   | 0730003         | UNION      | NaF          | ADJ    | /75                    | 788           |                                 | 1.0          |
| TOTAL POPULATION SERVED BY SOURCE WATER SYSTEM - - - - - |                 |            |              |        |                        | 788           |                                 |              |
| INVERNESS  | 0670007         | SUNFLOWER  | NaF          | ADJ    | /75                    | 1034          |                                 | 1.0          |
| SOUTH SUNFLOWER--INVERNESS                               | 0670015         | SUNFLOWER  |              | CONS   |                        | 843           |                                 |              |
| TOTAL POPULATION SERVED BY SOURCE WATER SYSTEM - - - - - |                 |            |              |        |                        | 1877          |                                 |              |
| IUKA WD  | 0710006         | TISHOMINGO | Acid         | ADJ    | 09/67                  | 2846          |                                 | 1.0          |
| EASTPORT--SNOWDEN WA                                     | 0710004         | TISHOMINGO |              | CONS   |                        | 1300          |                                 |              |
| HARMONY CENTRAL WA                                       | 0710012         | TISHOMINGO |              | CONS   |                        | 610           |                                 |              |
| MIDWAY--PLEASANT HILL WA                                 | 0710007         | TISHOMINGO |              | CONS   |                        | 1580          |                                 |              |
| SHORT--COLEMAN WA 2                                      | 0710022         | TISHOMINGO |              | CONS   |                        | 195           |                                 |              |
| WALKER SWITCH WA   | 0710011         | TISHOMINGO |              | CONS   |                        | 820           |                                 |              |
| TOTAL POPULATION SERVED BY SOURCE WATER SYSTEM - - - - - |                 |            |              |        |                        | 7351          |                                 |              |
| JACKSON  | 0250008         | HINDS      | NaSiF6       | ADJ    | /69                    | 202895        |                                 | 1.0          |
| SOUTH HINDS WC   | 0250048         | HINDS      |              | CONS   |                        | 1155          |                                 |              |
| TOTAL POPULATION SERVED BY SOURCE WATER SYSTEM - - - - - |                 |            |              |        |                        | 204050        |                                 |              |



POPULATION SERVED FLUORIDATED DRINKING WATER BY SOURCE SYSTEM,  
CONSECUTIVE SYSTEM, AND COUNTY WITHIN STATE (AS OF 12/31/85)

# MISSISSIPPI

| WATER SYSTEM and<br>CONSECUTIVE SYSTEMS SERVED           | EPA<br>ID<br>NO | COUNTY   | CHEM<br>USED | STATUS | FLUOR<br>START<br>DATE | POP<br>SERVED | NATURAL SYSTEMS<br>NAT<br>LEVEL | OPT<br>LEVEL |
|--|-----------------|----------|--------------|--------|------------------------|---------------|---------------------------------|--------------|
| JOHNSTON WS  | 0300106         | JACKSON  |              |        | NATL                   | 31            | 0.8                             |              |
| TOTAL POPULATION SERVED BY SOURCE WATER SYSTEM - - - - - |                 |          |              |        |                        | 31            |                                 |              |
| KEESLER AFB  | 0240049         | HARRISON | NaF          | ADJ    | /73                    | 23000         |                                 | 1.0          |
| TOTAL POPULATION SERVED BY SOURCE WATER SYSTEM - - - - - |                 |          |              |        |                        | 23000         |                                 |              |
| KEOWNVILLE WD  | 0730004         | UNION    | NaF          | ADJ    | 08/77                  | 1300          |                                 | 1.0          |
| TOTAL POPULATION SERVED BY SOURCE WATER SYSTEM - - - - - |                 |          |              |        |                        | 1300          |                                 |              |
| KOSCIUSKO  | 0040004         | ATTALA   | NaF          | ADJ    | 02/55                  | 10000         |                                 | 1.0          |
| SUGAR CREEK WA   | 0040009         | ATTALA   |              | CONS   |                        | 381           |                                 |              |
| WILLIAMSVILLE WS   | 0040012         | ATTALA   |              | CONS   |                        | 676           |                                 |              |
| TOTAL POPULATION SERVED BY SOURCE WATER SYSTEM - - - - - |                 |          |              |        |                        | 11057         |                                 |              |
| LAKE FOREST  | 0170043         | DESOTO   | NaF          | ADJ    | 11/81                  | 1100          |                                 | 1.0          |
| TOTAL POPULATION SERVED BY SOURCE WATER SYSTEM - - - - - |                 |          |              |        |                        | 1100          |                                 |              |
| LAMBERT  | 0600006         | QUITMAN  | NaF          | ADJ    | 10/84                  | 2126          |                                 | 1.0          |
| SOUTH QUITMAN WA - NORTH                                 | 0600010         | QUITMAN  |              | CONS   |                        | 255           |                                 |              |
| TOTAL POPULATION SERVED BY SOURCE WATER SYSTEM - - - - - |                 |          |              |        |                        | 2381          |                                 |              |
| LAUREL   | 0340021         | JONES    | NaF          | ADJ    | 09/65                  | 21897         |                                 | 1.0          |
| PENDORF WA   | 0340012         | JONES    |              | CONS   |                        | 960           |                                 |              |
| TOTAL POPULATION SERVED BY SOURCE WATER SYSTEM - - - - - |                 |          |              |        |                        | 22857         |                                 |              |
| LEAKESVILLE  | 0210002         | GREENE   | NaF          | ADJ    | /75                    | 1090          |                                 | 1.0          |
| ST PINE HILL WA  | 0210008         | GREENE   |              | CONS   |                        | 210           |                                 |              |
| TOTAL POPULATION SERVED BY SOURCE WATER SYSTEM - - - - - |                 |          |              |        |                        | 1300          |                                 |              |
| LEXINGTON  | 0260012         | HOLMES   | NaF          | ADJ    | /61                    | 2756          |                                 | 1.0          |
| TOTAL POPULATION SERVED BY SOURCE WATER SYSTEM - - - - - |                 |          |              |        |                        | 2756          |                                 |              |
| LOUISVILLE   | 0900004         | WINSTON  | NaF          | ADJ    | 03/59                  | 7323          |                                 | 1.0          |
| TOTAL POPULATION SERVED BY SOURCE WATER SYSTEM - - - - - |                 |          |              |        |                        | 7323          |                                 |              |
| LUCEDALE   | 0200004         | GEORGE   | NaF          | ADJ    | 09/82                  | 2800          |                                 | 1.0          |
| MULTI-MART WA  | 0200005         | GEORGE   |              | CONS   |                        | 900           |                                 |              |
| TOTAL POPULATION SERVED BY SOURCE WATER SYSTEM - - - - - |                 |          |              |        |                        | 3700          |                                 |              |

POPULATION SERVED FLUORIDATED DRINKING WATER BY SOURCE SYSTEM,  
CONSECUTIVE SYSTEM, AND COUNTY WITHIN STATE (AS OF 12/31/85)

## MISSISSIPPI

| WATER SYSTEM and<br>CONSECUTIVE SYSTEMS SERVED           | EPA<br>ID<br>NO | COUNTY     | CHEM<br>USED | STATUS | FLUOR<br>START<br>DATE | POP<br>SERVED | NATURAL SYSTEMS |              |
|--|-----------------|------------|--------------|--------|------------------------|---------------|-----------------|--------------|
|  |                 |            |              |        |                        |               | NAT<br>LEVEL    | OPT<br>LEVEL |
| MACON  | 0520004         | NOXUBEE    | NaF          | ADJ    | 06/84                  | 3525          |                 | 1.0          |
| SALEM-CONCORD WA   | 0520007         | NOXUBEE    |              | CONS   |                        | 303           |                 |              |
| TOTAL POPULATION SERVED BY SOURCE WATER SYSTEM - - - - - |                 |            |              |        |                        | 3828          |                 |              |
| MADISON  | 0450010         | MADISON    | NaF          | ADJ    | 06/76                  | 2241          |                 | 1.0          |
| TOTAL POPULATION SERVED BY SOURCE WATER SYSTEM - - - - - |                 |            |              |        |                        | 2241          |                 |              |
| MAGEE  | 0640006         | SIMPSON    | NaF          | ADJ    | 08/71                  | 3497          |                 | 1.0          |
| TOTAL POPULATION SERVED BY SOURCE WATER SYSTEM - - - - - |                 |            |              |        |                        | 3497          |                 |              |
| MAGNOLIA   | 0570005         | PIKE       | NaF          | ADJ    | 10/82                  | 2460          |                 | 1.0          |
| TOTAL POPULATION SERVED BY SOURCE WATER SYSTEM - - - - - |                 |            |              |        |                        | 2460          |                 |              |
| MANTACHIE WA   | 0290005         | ITAWAMBA   | NaF          | ADJ    | 06/76                  | 1200          |                 | 1.0          |
| TOTAL POPULATION SERVED BY SOURCE WATER SYSTEM - - - - - |                 |            |              |        |                        | 1200          |                 |              |
| MARKS  | 0600007         | QUITMAN    | NaF          | ADJ    | 03/56                  | 2260          |                 | 1.0          |
| TOTAL POPULATION SERVED BY SOURCE WATER SYSTEM - - - - - |                 |            |              |        |                        | 2260          |                 |              |
| MENDENHALL   | 0640007         | SIMPSON    | NaF          | ADJ    | 12/65                  | 3400          |                 | 1.0          |
| TOTAL POPULATION SERVED BY SOURCE WATER SYSTEM - - - - - |                 |            |              |        |                        | 3400          |                 |              |
| MERIDIAN   | 0380005         | LAUDERDALE | NaSiF6       | ADJ    | 02/53                  | 48000         |                 | 1.0          |
| TOTAL POPULATION SERVED BY SOURCE WATER SYSTEM - - - - - |                 |            |              |        |                        | 48000         |                 |              |
| MERIDIAN NAVAL AIR STATION                               | 0380026         | LAUDERDALE | NaF          | ADJ    | /73                    | 3900          |                 | 1.0          |
| TOTAL POPULATION SERVED BY SOURCE WATER SYSTEM - - - - - |                 |            |              |        |                        | 3900          |                 |              |
| MONTICELLO   | 0390003         | LAWRENCE   |              | NATL   |                        | 1834          |                 | 1.2          |
| TOTAL POPULATION SERVED BY SOURCE WATER SYSTEM - - - - - |                 |            |              |        |                        | 1834          |                 |              |
| MOORE TRAILER PARK                                       | 0140017         | COAHOMA    |              | NATL   |                        | 33            |                 | 0.8          |
| TOTAL POPULATION SERVED BY SOURCE WATER SYSTEM - - - - - |                 |            |              |        |                        | 33            |                 |              |
| MOOREVILLE RICHMOND WD 1                                 | 0410007         | LEE        | NaF          | ADJ    | 02/77                  | 3400          |                 | 1.0          |
| TOTAL POPULATION SERVED BY SOURCE WATER SYSTEM - - - - - |                 |            |              |        |                        | 3400          |                 |              |

POPULATION SERVED FLUORIDATED DRINKING WATER BY SOURCE SYSTEM,  
 CONSECUTIVE SYSTEM, AND COUNTY WITHIN STATE (AS OF 12/31/85)

**MISSISSIPPI**

| WATER SYSTEM and<br>CONSECUTIVE SYSTEMS SERVED                                       | EPA<br>ID<br>NO                                     | COUNTY   | CHEM<br>USED | STATUS                              | FLUOR<br>START<br>DATE | POP<br>SERVED                    | NATURAL SYSTEMS<br>NAT<br>LEVEL | OPT<br>LEVEL |
|--|---|--|--------------|-------------------------------------|------------------------|----------------------------------|---------------------------------|--------------|
| MOOREVILLE RICHMOND WD 2   | 0410032   | LEE  | NaF          | ADJ                                 | 02/77                  | 350                              |                                 | 1.0          |
| TOTAL POPULATION SERVED BY SOURCE WATER SYSTEM                                       |   |  |              |                                     |                        | 350                              |                                 |              |
| MORGAN-CHAPEL WA   | 0530013   | OKTIBBEHA                                      |              | NATL                                |                        | 432                              |                                 | 0.9          |
| TOTAL POPULATION SERVED BY SOURCE WATER SYSTEM                                       |   |  |              |                                     |                        | 432                              |                                 |              |
| MOSS POINT   | 0300008   | JACKSON  |              | NATL                                |                        | 20500                            |                                 | 0.8          |
| TOTAL POPULATION SERVED BY SOURCE WATER SYSTEM                                       |   |  |              |                                     |                        | 20500                            |                                 |              |
| MS SHERIFF'S BOYS/GIRLS RANCH  | 0440079   | LOWNDES  |              | NATL                                |                        | 100                              |                                 | 1.9          |
| TOTAL POPULATION SERVED BY SOURCE WATER SYSTEM                                       |   |  |              |                                     |                        | 100                              |                                 |              |
| MULLEN TR PK   | 0760029   | WASHINGTON                                     |              | NATL                                |                        | 203                              |                                 | 0.9          |
| TOTAL POPULATION SERVED BY SOURCE WATER SYSTEM                                       |   |  |              |                                     |                        | 203                              |                                 |              |
| NATCHEZ<br>ADAMS COUNTY WA   | 0010002<br>0010013                                  | ADAMS<br>ADAMS                                 | NaF          | ADJ<br>CONS                         | 11/70                  | 22015<br>122                     |                                 | 1.0          |
| TOTAL POPULATION SERVED BY SOURCE WATER SYSTEM                                       |   |  |              |                                     |                        | 22137                            |                                 |              |
| NESBIT   | 0170014   | DESOTO   | NaF          | ADJ                                 | 07/82                  | 1000                             |                                 | 1.0          |
| TOTAL POPULATION SERVED BY SOURCE WATER SYSTEM                                       |   |  |              |                                     |                        | 1000                             |                                 |              |
| NEW ALBANY   | 0730006   | UNION  | Acid         | ADJ                                 | 06/58                  | 7500                             |                                 | 1.0          |
| TOTAL POPULATION SERVED BY SOURCE WATER SYSTEM                                       |   |  |              |                                     |                        | 7500                             |                                 |              |
| NEW HEBRON   | 0390004   | LAWRENCE                                       | NaF          | ADJ                                 | 03/82                  | 450                              |                                 | 1.0          |
| TOTAL POPULATION SERVED BY SOURCE WATER SYSTEM                                       |   |  |              |                                     |                        | 450                              |                                 |              |
| NEWTON<br>COUNTY LINE WA<br>NEW IRELAND WA<br>NORTH DECATUR WA<br>SOUTH NEWTON RWA 2 | 0510009<br>0500003<br>0510008<br>0510019<br>0510019 | NEWTON<br>NEWTON<br>NEWTON<br>NEWTON<br>NEWTON | NaF          | ADJ<br>CONS<br>CONS<br>CONS<br>CONS | 03/54                  | 3708<br>129<br>717<br>458<br>165 |                                 | 1.0          |
| TOTAL POPULATION SERVED BY SOURCE WATER SYSTEM                                       |   |  |              |                                     |                        | 5177                             |                                 |              |
| NORTH EAST COPIAH WA   | 0150010   | COPIAH   |              | NATL                                |                        | 1938                             |                                 | 0.8          |
| TOTAL POPULATION SERVED BY SOURCE WATER SYSTEM                                       |   |  |              |                                     |                        | 1938                             |                                 |              |

POPULATION SERVED FLUORIDATED DRINKING WATER BY SOURCE SYSTEM,  
CONSECUTIVE SYSTEM, AND COUNTY WITHIN STATE (AS OF 12/31/85)

# MISSISSIPPI

| WATER SYSTEM and<br>CONSECUTIVE SYSTEMS SERVED           | EPA<br>ID<br>NO | COUNTY    | CHEM<br>USED | STATUS | FLUOR<br>START<br>DATE | POP<br>SERVED | NATURAL SYSTEMS<br>NAT<br>LEVEL | OPT<br>LEVEL |
|--|-----------------|-----------|--------------|--------|------------------------|---------------|---------------------------------|--------------|
| NORTH EAST ITAWAMBA 1                                    | 0290016         | ITAWAMBA  | NaF          | ADJ    | 11/79                  | 1370          |                                 | 1.0          |
| TOTAL POPULATION SERVED BY SOURCE WATER SYSTEM - - - - - |                 |           |              |        |                        | 1370          |                                 |              |
| NORTH EAST ITAWAMBA 2                                    | 0290017         | ITAWAMBA  | NaF          | ADJ    | 11/79                  | 1370          |                                 | 1.0          |
| TOTAL POPULATION SERVED BY SOURCE WATER SYSTEM - - - - - |                 |           |              |        |                        | 1370          |                                 |              |
| NORTH HINDS  | 0250015         | HINDS     | NaF          | ADJ    | 06/84                  | 3500          |                                 | 1.0          |
| TOTAL POPULATION SERVED BY SOURCE WATER SYSTEM - - - - - |                 |           |              |        |                        | 3500          |                                 |              |
| OAKLEY TR INST   | 0250017         | HINDS     |              | NATL   |                        | 50            | 1.1                             |              |
| TOTAL POPULATION SERVED BY SOURCE WATER SYSTEM - - - - - |                 |           |              |        |                        | 50            |                                 |              |
| OKOLONA  | 0090007         | CHICKASAW | NaF          | ADJ    | 04/75                  | 4000          |                                 | 1.0          |
| EAST CHICKASAW WA 1                                      | 0090002         | CHICKASAW |              | CONS   |                        | 697           |                                 |              |
| EAST CHICKASAW WA 2                                      | 0090012         | CHICKASAW |              | CONS   |                        | 770           |                                 |              |
| TOTAL POPULATION SERVED BY SOURCE WATER SYSTEM - - - - - |                 |           |              |        |                        | 5467          |                                 |              |
| OLIVE BRANCH   | 0170015         | DESOTO    | NaF          | ADJ    | 03/84                  | 2500          |                                 | 1.0          |
| TOTAL POPULATION SERVED BY SOURCE WATER SYSTEM - - - - - |                 |           |              |        |                        | 2500          |                                 |              |
| OXFORD   | 0360011         | LAFAYETTE | NaF          | ADJ    | /69                    | 10882         |                                 | 1.0          |
| TOTAL POPULATION SERVED BY SOURCE WATER SYSTEM - - - - - |                 |           |              |        |                        | 10882         |                                 |              |
| PANTHER BURNS WD   | 0630005         | SHARKEY   |              | NATL   |                        | 90            | 1.0                             |              |
| TOTAL POPULATION SERVED BY SOURCE WATER SYSTEM - - - - - |                 |           |              |        |                        | 90            |                                 |              |
| PASCAGOULA   | 0300006         | JACKSON   |              | NATL   |                        | 29318         | 0.9                             |              |
| TOTAL POPULATION SERVED BY SOURCE WATER SYSTEM - - - - - |                 |           |              |        |                        | 29318         |                                 |              |
| PEARL  | 0610017         | RANKIN    | NaF          | ADJ    | 07/81                  | 20778         |                                 | 1.0          |
| TOTAL POPULATION SERVED BY SOURCE WATER SYSTEM - - - - - |                 |           |              |        |                        | 20778         |                                 |              |
| PEARL RIVER INDIAN RES                                   | 0500012         | NESHOBA   | NaF          | ADJ    | 06/76                  | 1000          |                                 | 1.0          |
| TOTAL POPULATION SERVED BY SOURCE WATER SYSTEM - - - - - |                 |           |              |        |                        | 1000          |                                 |              |
| PELEGRIN FARMS   | 0140022         | COAHOMA   |              | NATL   |                        | 45            | 0.8                             |              |
| TOTAL POPULATION SERVED BY SOURCE WATER SYSTEM - - - - - |                 |           |              |        |                        | 45            |                                 |              |

POPULATION SERVED FLUORIDATED DRINKING WATER BY SOURCE SYSTEM,  
CONSECUTIVE SYSTEM, AND COUNTY WITHIN STATE (AS OF 12/31/85)

## MISSISSIPPI

| WATER SYSTEM and<br>CONSECUTIVE SYSTEMS SERVED           | EPA<br>ID<br>NO | COUNTY          | CHEM<br>USED | STATUS | FLUOR<br>START<br>DATE | POP<br>SERVED | NATURAL SYSTEMS |              |
|--|-----------------|-----------------|--------------|--------|------------------------|---------------|-----------------|--------------|
|  |                 |                 |              |        |                        |               | NAT<br>LEVEL    | OPT<br>LEVEL |
| PHILADELPHIA   | 0500008         | NESHOBA         | NaF          | ADJ    | 08/62                  | 6434          |                 | 1.0          |
| TOTAL POPULATION SERVED BY SOURCE WATER SYSTEM - - - - - |                 |                 |              |        |                        | 6434          |                 |              |
| PICKENS NORTH SYSTEM                                     | 0260013         | HOLMES          | NaF          | ADJ    | 05/75                  | 1386          |                 | 1.0          |
| TOTAL POPULATION SERVED BY SOURCE WATER SYSTEM - - - - - |                 |                 |              |        |                        | 1386          |                 |              |
| PLEASANT HILL  | 0170016         | DESOTO          | NaF          | ADJ    | 12/81                  | 1400          |                 | 1.0          |
| TOTAL POPULATION SERVED BY SOURCE WATER SYSTEM - - - - - |                 |                 |              |        |                        | 1400          |                 |              |
| POPE-COURTLAND   | 0540017         | PANOLA          | NaF          | ADJ    | 06/74                  | 1150          |                 | 1.0          |
| TOTAL POPULATION SERVED BY SOURCE WATER SYSTEM - - - - - |                 |                 |              |        |                        | 1150          |                 |              |
| POPLARVILLE  | 0550006         | PEARL RIVER     | NaF          | ADJ    | 04/83                  | 3000          |                 | 1.0          |
| TOTAL POPULATION SERVED BY SOURCE WATER SYSTEM - - - - - |                 |                 |              |        |                        | 3000          |                 |              |
| PRENTISS   | 0330008         | JEFFERSON DAVIS | NaF          | ADJ    | /66                    | 1789          |                 | 1.0          |
| TOTAL POPULATION SERVED BY SOURCE WATER SYSTEM - - - - - |                 |                 |              |        |                        | 1789          |                 |              |
| PYLAND WS  | 0090009         | CHICKASAW       |              | NATL   |                        | 100           | 1.8             |              |
| TOTAL POPULATION SERVED BY SOURCE WATER SYSTEM - - - - - |                 |                 |              |        |                        | 100           |                 |              |
| RANDOLPH WA 1  | 0580007         | PONTIOTOC       | NaF          | ADJ    | 06/76                  | 680           |                 | 1.0          |
| TOTAL POPULATION SERVED BY SOURCE WATER SYSTEM - - - - - |                 |                 |              |        |                        | 680           |                 |              |
| RANDOLPH WA 2  | 0580019         | PONTIOTOC       | NaF          | ADJ    | 06/76                  | 381           |                 | 1.0          |
| TOTAL POPULATION SERVED BY SOURCE WATER SYSTEM - - - - - |                 |                 |              |        |                        | 381           |                 |              |
| RIDGELAND  | 0450013         | MADISON         | NaF          | ADJ    | 04/83                  | 6000          |                 | 1.0          |
| TOTAL POPULATION SERVED BY SOURCE WATER SYSTEM - - - - - |                 |                 |              |        |                        | 6000          |                 |              |
| RIPLEY   | 0700008         | TIPPAH          | NaF          | ADJ    | 10/76                  | 4271          |                 | 1.0          |
| MURRAY SPUR WA   | 0700007         | TIPPAH          |              | CONS   |                        | 871           |                 |              |
| PALMER WA  | 0700001         | TIPPAH          |              | CONS   |                        | 471           |                 |              |
| TOTAL POPULATION SERVED BY SOURCE WATER SYSTEM - - - - - |                 |                 |              |        |                        | 5613          |                 |              |
| RIVERSIDE DEVELOP A                                      | 0760008         | WASHINGTON      |              | NATL   |                        | 300           | 0.9             |              |
| TOTAL POPULATION SERVED BY SOURCE WATER SYSTEM - - - - - |                 |                 |              |        |                        | 300           |                 |              |

POPULATION SERVED FLUORIDATED DRINKING WATER BY SOURCE SYSTEM,  
CONSECUTIVE SYSTEM, AND COUNTY WITHIN STATE (AS OF 12/31/85)

# MISSISSIPPI

| WATER SYSTEM and<br>CONSECUTIVE SYSTEMS SERVED           | EPA<br>ID<br>NO | COUNTY    | CHEM<br>USED | STATUS | FLUOR<br>START<br>DATE | POP<br>SERVED | NATURAL SYSTEMS<br>NAT<br>LEVEL | OPT<br>LEVEL |
|--|-----------------|-----------|--------------|--------|------------------------|---------------|---------------------------------|--------------|
| ROLLING FORK   | 0630004         | SHARKEY   | NaF          | ADJ    | 03/74                  | 2800          |                                 | 1.0          |
| TOTAL POPULATION SERVED BY SOURCE WATER SYSTEM - - - - - |                 |           |              |        |                        | 2800          |                                 |              |
| ROSEDALE   | 0060006         | BOLIVAR   | NaF          | ADJ    | 09/77                  | 2793          |                                 | 1.0          |
| TOTAL POPULATION SERVED BY SOURCE WATER SYSTEM - - - - - |                 |           |              |        |                        | 2793          |                                 |              |
| RULEVILLE  | 0670011         | SUNFLOWER | NaF          | ADJ    | 06/76                  | 3332          |                                 | 1.0          |
| TOTAL POPULATION SERVED BY SOURCE WATER SYSTEM - - - - - |                 |           |              |        |                        | 3332          |                                 |              |
| SALTILLO   | 0410012         | LEE       | NaF          | ADJ    | 02/77                  | 1271          |                                 | 1.0          |
| TOTAL POPULATION SERVED BY SOURCE WATER SYSTEM - - - - - |                 |           |              |        |                        | 1271          |                                 |              |
| SARDIS   | 0540018         | PANOLA    | NaF          | ADJ    | 10/68                  | 2278          |                                 | 1.0          |
| FERN HILL WA   | 0540007         | PANOLA    |              | CONS   |                        | 125           |                                 |              |
| PLEASANT GROVE WA  | 0540016         | PANOLA    |              | CONS   |                        | 500           |                                 |              |
| WALNUT HILLS WS  | 0540035         | PANOLA    |              | CONS   |                        | 68            |                                 |              |
| TOTAL POPULATION SERVED BY SOURCE WATER SYSTEM - - - - - |                 |           |              |        |                        | 2971          |                                 |              |
| SEACLIFF-LAMOTTE SUBD                                    | 0300055         | JACKSON   |              | NATL   |                        | 850           | 0.9                             |              |
| TOTAL POPULATION SERVED BY SOURCE WATER SYSTEM - - - - - |                 |           |              |        |                        | 850           |                                 |              |
| SENATOBIA  | 0690005         | TATE      | NaF          | ADJ    | 06/78                  | 5013          |                                 | 1.0          |
| TOTAL POPULATION SERVED BY SOURCE WATER SYSTEM - - - - - |                 |           |              |        |                        | 5013          |                                 |              |
| SEVENTH STREET SUBD                                      | 0300032         | JACKSON   |              | NATL   |                        | 54            | 0.8                             |              |
| TOTAL POPULATION SERVED BY SOURCE WATER SYSTEM - - - - - |                 |           |              |        |                        | 54            |                                 |              |
| SHANNON  | 0410013         | LEE       | NaF          | ADJ    | 01/77                  | 840           |                                 | 1.0          |
| TOTAL POPULATION SERVED BY SOURCE WATER SYSTEM - - - - - |                 |           |              |        |                        | 840           |                                 |              |
| SHARON WS  | 0340018         | JONES     | NaF          | ADJ    | 07/77                  | 1778          |                                 | 1.0          |
| TOTAL POPULATION SERVED BY SOURCE WATER SYSTEM - - - - - |                 |           |              |        |                        | 1778          |                                 |              |
| SHIVERS  | 0640021         | SIMPSON   | NaF          | ADJ    | 07/82                  | 1048          |                                 | 1.0          |
| TOTAL POPULATION SERVED BY SOURCE WATER SYSTEM - - - - - |                 |           |              |        |                        | 1048          |                                 |              |

POPULATION SERVED FLUORIDATED DRINKING WATER BY SOURCE SYSTEM,  
CONSECUTIVE SYSTEM, AND COUNTY WITHIN STATE (AS OF 12/31/85)

# MISSISSIPPI

| WATER SYSTEM and<br>CONSECUTIVE SYSTEMS SERVED           | EPA<br>ID<br>NO | COUNTY         | CHEM<br>USED | STATUS | FLUOR<br>START<br>DATE | POP<br>SERVED | NATURAL SYSTEMS<br>NAT<br>LEVEL | OPT<br>LEVEL |
|--|-----------------|----------------|--------------|--------|------------------------|---------------|---------------------------------|--------------|
| SONTAG WANILLA WA  | 0390006         | LAWRENCE       |              | NATL   |                        | 525           | 0.8                             |              |
| TOTAL POPULATION SERVED BY SOURCE WATER SYSTEM - - - - - |                 |                |              |        |                        | 525           |                                 |              |
| SOUTHAVEN  | 0170018         | DESOTO         | NaF          | ADJ    | 09/83                  | 17800         |                                 | 1.0          |
| TOTAL POPULATION SERVED BY SOURCE WATER SYSTEM - - - - - |                 |                |              |        |                        | 17800         |                                 |              |
| SOUTHWEST RANKIN   | 0610026         | RANKIN/SIMPSON | NaF          | ADJ    | 06/85                  | 3450          |                                 | 1.0          |
| TOTAL POPULATION SERVED BY SOURCE WATER SYSTEM - - - - - |                 |                |              |        |                        | 3450          |                                 |              |
| STARKVILLE   | 0530020         | OKTIBBEHA      | NaF          | ADJ    | 05/73                  | 15169         |                                 | 1.0          |
| OLD WEST POINT RD WA                                     | 0530015         | OKTIBBEHA      |              | CONS   |                        | 220           |                                 |              |
| REED ROAD WA   | 0530016         | OKTIBBEHA      |              | CONS   |                        | 144           |                                 |              |
| ROCK HILL WA   | 0530017         | OKTIBBEHA      |              | CONS   |                        | 500           |                                 |              |
| TOTAL POPULATION SERVED BY SOURCE WATER SYSTEM - - - - - |                 |                |              |        |                        | 16033         |                                 |              |
| STURGIS WD   | 0530021         | OKTIBBEHA      |              | NATL   |                        | 500           | 0.9                             |              |
| TOTAL POPULATION SERVED BY SOURCE WATER SYSTEM - - - - - |                 |                |              |        |                        | 500           |                                 |              |
| SWIFTWATER   | 0760009         | WASHINGTON     |              | NATL   |                        | 350           | 0.8                             |              |
| TOTAL POPULATION SERVED BY SOURCE WATER SYSTEM - - - - - |                 |                |              |        |                        | 350           |                                 |              |
| TALLULA  | 0280017         | ISSAQUENA      |              | NATL   |                        | 100           | 2.0                             |              |
| TOTAL POPULATION SERVED BY SOURCE WATER SYSTEM - - - - - |                 |                |              |        |                        | 100           |                                 |              |
| TAYLORSVILLE   | 0650011         | SMITH          | NaF          | ADJ    | 07/73                  | 1700          |                                 | 1.0          |
| TOTAL POPULATION SERVED BY SOURCE WATER SYSTEM - - - - - |                 |                |              |        |                        | 1700          |                                 |              |
| TERRY  | 0250025         | HINDS          |              | NATL   |                        | 1050          | 0.8                             |              |
| TOTAL POPULATION SERVED BY SOURCE WATER SYSTEM - - - - - |                 |                |              |        |                        | 1050          |                                 |              |
| TIP MOBILE HOME PARK                                     | 0300061         | JACKSON        |              | NATL   |                        | 170           | 0.9                             |              |
| TOTAL POPULATION SERVED BY SOURCE WATER SYSTEM - - - - - |                 |                |              |        |                        | 170           |                                 |              |
| TISHOMINGO   | 0710010         | TISHOMINGO     | NaF          | ADJ    | 05/76                  | 770           |                                 | 1.0          |
| TOTAL POPULATION SERVED BY SOURCE WATER SYSTEM - - - - - |                 |                |              |        |                        | 770           |                                 |              |

POPULATION SERVED FLUORIDATED DRINKING WATER BY SOURCE SYSTEM,  
CONSECUTIVE SYSTEM, AND COUNTY WITHIN STATE (AS OF 12/31/85)

# MISSISSIPPI

| WATER SYSTEM and<br>CONSECUTIVE SYSTEMS SERVED           | EPA<br>ID<br>NO | COUNTY           | CHEM<br>USED | STATUS | FLUOR<br>START<br>DATE | POP<br>SERVED | NATURAL SYSTEMS<br>NAT<br>LEVEL | OPT<br>LEVEL |
|--|-----------------|------------------|--------------|--------|------------------------|---------------|---------------------------------|--------------|
| TOCCOPOLA WA 2   | 0580017         | PONTIAC          |              |        | NATL                   | 425           | 0.8                             |              |
| TOTAL POPULATION SERVED BY SOURCE WATER SYSTEM - - - - - |                 |                  |              |        |                        | 425           |                                 |              |
| TREMONT WA   | 0290010         | ITAWAMBA         | NaF          | ADJ    | 07/76                  | 500           |                                 | 1.0          |
| TOTAL POPULATION SERVED BY SOURCE WATER SYSTEM - - - - - |                 |                  |              |        |                        | 500           |                                 |              |
| TUNICA   | 0720004         | TUNICA           | NaF          | ADJ    | 06/76                  | 2097          |                                 | 1.0          |
| WALKER-MCGEE WA  | 0720003         | TUNICA           |              | CONS   |                        | 238           |                                 |              |
| TOTAL POPULATION SERVED BY SOURCE WATER SYSTEM - - - - - |                 |                  |              |        |                        | 2335          |                                 |              |
| TUPELO   | 0410015         | LEE              | NaF          | ADJ    | 09/63                  | 23905         |                                 | 1.0          |
| BREWER WA  | 0410002         | LEE              |              | CONS   |                        | 500           |                                 |              |
| OLD UNION WA 1   | 0410010         | LEE              |              | CONS   |                        | 350           |                                 |              |
| TOTAL POPULATION SERVED BY SOURCE WATER SYSTEM - - - - - |                 |                  |              |        |                        | 24755         |                                 |              |
| TYLERTOWN  | 0740005         | WALTHALL         | NaF          | ADJ    | 05/78                  | 1976          |                                 | 1.0          |
| TOTAL POPULATION SERVED BY SOURCE WATER SYSTEM - - - - - |                 |                  |              |        |                        | 1976          |                                 |              |
| UNION WD   | 0510009         | NEWTON / NESHOPA | NaF          | ADJ    | 07/63                  | 2800          |                                 | 1.0          |
| COUNTY LINE WA   | 0500003         | NEWTON           |              | CONS   |                        | 129           |                                 |              |
| NEW IRELAND WA   | 0510008         | NEWTON           |              | CONS   |                        | 717           |                                 |              |
| NORTH DECATUR WA   | 0510019         | NEWTON           |              | CONS   |                        | 458           |                                 |              |
| SOUTH NEWTON RWA 2                                       | 0510019         | NEWTON           |              | CONS   |                        | 165           |                                 |              |
| TOTAL POPULATION SERVED BY SOURCE WATER SYSTEM - - - - - |                 |                  |              |        |                        | 4269          |                                 |              |
| UNIVERSITY MEDICAL CENTER                                | 0250034         | HINDS            | NaF          | ADJ    | 09/77                  | 6000          |                                 | 1.0          |
| TOTAL POPULATION SERVED BY SOURCE WATER SYSTEM - - - - - |                 |                  |              |        |                        | 6000          |                                 |              |
| VERONA   | 0410016         | LEE              | NaF          | ADJ    | 10/77                  | 2500          |                                 | 1.0          |
| TOTAL POPULATION SERVED BY SOURCE WATER SYSTEM - - - - - |                 |                  |              |        |                        | 2500          |                                 |              |
| VICKSBURG  | 0750010         | WARREN           | NaSiF6       | ADJ    | 08/81                  | 33000         |                                 | 1.0          |
| KINGS WATER CLUB   | 0750007         | WARREN           |              | CONS   |                        | 1700          |                                 |              |
| YOKENA WATER CLUB  | 0750011         | WARREN           |              | CONS   |                        | 1280          |                                 |              |
| TOTAL POPULATION SERVED BY SOURCE WATER SYSTEM - - - - - |                 |                  |              |        |                        | 35980         |                                 |              |
| WAKE FOREST WA   | 0530025         | OKTIBBEHA        |              |        | NATL                   | 605           |                                 | 1.2          |
| TOTAL POPULATION SERVED BY SOURCE WATER SYSTEM - - - - - |                 |                  |              |        |                        | 605           |                                 |              |



POPULATION SERVED FLUORIDATED DRINKING WATER BY SOURCE SYSTEM,  
CONSECUTIVE SYSTEM, AND COUNTY WITHIN STATE (AS OF 12/31/85)

# MISSISSIPPI

| WATER SYSTEM and<br>CONSECUTIVE SYSTEMS SERVED           | EPA<br>ID<br>NO | COUNTY     | CHEM<br>USED | STATUS | FLUOR<br>START<br>DATE | POP<br>SERVED | NATURAL SYSTEMS<br>NAT OPT<br>LEVEL LEVEL |
|--|-----------------|------------|--------------|--------|------------------------|---------------|---|
| WALLS WA   | 0170019         | DESOTO     | NaF          | ADJ    | 11/81                  | 760           | 1.0                                       |
| TOTAL POPULATION SERVED BY SOURCE WATER SYSTEM - - - - - |                 |            |              |        |                        | 760           |   |
| WALNUT   | 0700011         | TIPPAH     | NaF          | ADJ    | 08/81                  | 850           | 1.0                                       |
| TOTAL POPULATION SERVED BY SOURCE WATER SYSTEM - - - - - |                 |            |              |        |                        | 850           |   |
| WATER VALLEY   | 0810011         | YALOBUSHA  | NaF          | ADJ    | 01/77                  | 4210          | 1.0                                       |
| JEFF-DAVIS WA  | 0810005         | YALOBUSHA  |              | CONS   |                        | 1050          |   |
| OTUCKALOFA   | 0810008         | YALOBUSHA  |              | CONS   |                        | 384           |   |
| TOTAL POPULATION SERVED BY SOURCE WATER SYSTEM - - - - - |                 |            |              |        |                        | 5644          |   |
| WAYNESBORO   | 0770003         | WAYNE      | NaF          | ADJ    | 10/82                  | 5316          | 1.0                                       |
| TOTAL POPULATION SERVED BY SOURCE WATER SYSTEM - - - - - |                 |            |              |        |                        | 5316          |   |
| WAYSIDE W CO INC   | 0760026         | WASHINGTON |              | NATL   |                        | 49            | 1.6                                       |
| TOTAL POPULATION SERVED BY SOURCE WATER SYSTEM - - - - - |                 |            |              |        |                        | 49            |   |
| WESSON   | 0150011         | COPIAH     | NaF          | ADJ    | 05/83                  | 1713          | 1.0                                       |
| TOTAL POPULATION SERVED BY SOURCE WATER SYSTEM - - - - - |                 |            |              |        |                        | 1713          |   |
| WEST POINT   | 0130008         | CLAY       | NaF          | ADJ    | 07/82                  | 9000          | 1.0                                       |
| TOTAL POPULATION SERVED BY SOURCE WATER SYSTEM - - - - - |                 |            |              |        |                        | 9000          |   |
| WINONA   | 0490010         | MONTCOMERY | NaSiF6       | ADJ    | 05/83                  | 6177          | 1.0                                       |
| 51-55 WA   | 0490001         | MONTCOMERY |              | CONS   |                        | 480           |   |
| HAYS CREEK WA - LEGION LAKE RD                           | 0490018         | MONTCOMERY |              | CONS   |                        | 100           |   |
| TOTAL POPULATION SERVED BY SOURCE WATER SYSTEM - - - - - |                 |            |              |        |                        | 6757          |   |

POPULATION SERVED FLUORIDATED DRINKING WATER BY SOURCE SYSTEM,  
CONSECUTIVE SYSTEM, AND COUNTY WITHIN STATE (AS OF 12/31/85)

# MISSOURI

| WATER SYSTEM and<br>CONSECUTIVE SYSTEMS SERVED           | EPA<br>ID<br>NO | COUNTY     | CHEM<br>USED | STATUS | FLUOR<br>START<br>DATE | POP<br>SERVED | NATURAL SYSTEMS<br>NAT<br>LEVEL | OPT<br>LEVEL |
|--|-----------------|------------|--------------|--------|------------------------|---------------|---------------------------------|--------------|
| ADVANCE  | 4010002         | STODDARD   | NaF          | ADJ    | 08/83                  | 1054          |                                 | 1.0          |
| TOTAL POPULATION SERVED BY SOURCE WATER SYSTEM - - - - - |                 |            |              |        |                        | 1054          |                                 |              |
| ALBANY   | 1010006         | GENTRY     | NaF          | ADJ    | 09/64                  | 2152          |                                 | 1.0          |
| GENTRY CO PWS 1  | 1024223         | GENTRY     |              | CONS   |                        | 535           |                                 |              |
| NEW HAMPTON  | 1010567         | HARRISON   |              | CONS   |                        | 330           |                                 |              |
| TOTAL POPULATION SERVED BY SOURCE WATER SYSTEM - - - - - |                 |            |              |        |                        | 3017          |                                 |              |
| ANDERSON   | 5010016         | MCDONALD   |              |        | NATL                   | 1237          | 0.9                             |              |
| TOTAL POPULATION SERVED BY SOURCE WATER SYSTEM - - - - - |                 |            |              |        |                        | 1237          |                                 |              |
| APPLETON CITY  | 5010020         | ST. CLAIR  | NaF          | ADJ    | 09/63                  | 1075          |                                 | 1.0          |
| TOTAL POPULATION SERVED BY SOURCE WATER SYSTEM - - - - - |                 |            |              |        |                        | 1075          |                                 |              |
| AUXVASSE   | 3010039         | CALLAWAY   |              |        | NATL                   | 1000          | 0.9                             |              |
| TOTAL POPULATION SERVED BY SOURCE WATER SYSTEM - - - - - |                 |            |              |        |                        | 1000          |                                 |              |
| BARTON CO CONS PWS 1                                     | 5024023         | BARTON     | NaF          | ADJ    | 11/81                  | 5152          |                                 | 1.0          |
| TOTAL POPULATION SERVED BY SOURCE WATER SYSTEM - - - - - |                 |            |              |        |                        | 5152          |                                 |              |
| BELLFLOWER   | 6010058         | MONTGOMERY |              |        | NATL                   | 400           | 0.9                             |              |
| TOTAL POPULATION SERVED BY SOURCE WATER SYSTEM - - - - - |                 |            |              |        |                        | 400           |                                 |              |
| BERNIE   | 4010066         | STODDARD   | NaF          | ADJ    | 05/80                  | 1975          |                                 | 1.0          |
| STODDARD CO PWS 6  | 4024586         | STODDARD   |              | CONS   |                        | 540           |                                 |              |
| TOTAL POPULATION SERVED BY SOURCE WATER SYSTEM - - - - - |                 |            |              |        |                        | 2515          |                                 |              |
| BETHANY  | 1010068         | HARRISON   | NaF          | ADJ    | 03/81                  | 3090          |                                 | 1.0          |
| TOTAL POPULATION SERVED BY SOURCE WATER SYSTEM - - - - - |                 |            |              |        |                        | 3090          |                                 |              |
| BLAIRSTOWN   | 1010076         | HENRY      |              |        | NATL                   | 180           | 5.0                             |              |
| TOTAL POPULATION SERVED BY SOURCE WATER SYSTEM - - - - - |                 |            |              |        |                        | 180           |                                 |              |
| BLOOMFIELD   | 4010078         | STODDARD   | Acid         | ADJ    | 01/82                  | 1900          |                                 | 1.0          |
| TOTAL POPULATION SERVED BY SOURCE WATER SYSTEM - - - - - |                 |            |              |        |                        | 1900          |                                 |              |

POPULATION SERVED FLUORIDATED DRINKING WATER BY SOURCE SYSTEM,  
CONSECUTIVE SYSTEM, AND COUNTY WITHIN STATE (AS OF 12/31/85)

# MISSOURI

| WATER SYSTEM and<br>CONSECUTIVE SYSTEMS SERVED           | EPA<br>ID<br>NO | COUNTY | CHEM<br>USED | STATUS | FLUOR<br>START<br>DATE | POP<br>SERVED | NATURAL SYSTEMS<br>NAT OPT<br>LEVEL LEVEL |
|--|-----------------|--------|--------------|--------|------------------------|---------------|---|
| BON GOR LAKE ESTATES                                     | 3036153         | BOONE  |              | NATL   |                        | 300           | 0.9                                       |
| TOTAL POPULATION SERVED BY SOURCE WATER SYSTEM - - - - - |                 |        |              |        |                        | 300           |   |
| BOONE CO CONS PWSID 1 (8)                                | 3024057         | BOONE  |              | NATL   |                        | 1200          | 0.9                                       |
| HARRISBURG   | 3010348         | BOONE  |              | CONS   |                        | 301           |   |
| TOTAL POPULATION SERVED BY SOURCE WATER SYSTEM - - - - - |                 |        |              |        |                        | 1501          |   |
| BOONE CO PWSID 1   | 3024049         | BOONE  |              | NATL   |                        | 2500          | 1.2                                       |
| TOTAL POPULATION SERVED BY SOURCE WATER SYSTEM - - - - - |                 |        |              |        |                        | 2500          |   |
| BOONE CO PWSID 10  | 3024059         | BOONE  |              | NATL   |                        | 3348          | 1.1                                       |
| STURGEON   | 3010771         | BOONE  |              | CONS   |                        | 901           |   |
| TOTAL POPULATION SERVED BY SOURCE WATER SYSTEM - - - - - |                 |        |              |        |                        | 4249          |   |
| BOONE CO PWSID 2   | 3024050         | BOONE  |              | NATL   |                        | 2000          | 0.7                                       |
| TOTAL POPULATION SERVED BY SOURCE WATER SYSTEM - - - - - |                 |        |              |        |                        | 2000          |   |
| BOONE CO PWSID 9   | 3024058         | BOONE  |              | NATL   |                        | 6500          | 0.7                                       |
| TOTAL POPULATION SERVED BY SOURCE WATER SYSTEM - - - - - |                 |        |              |        |                        | 6500          |   |
| BOONVILLE  | 3010089         | COOPER | NaSiF6       | ADJ    | 11/58                  | 8000          | 1.0                                       |
| COOPER CO PWSID 2  | 3024170         | COOPER |              | CONS   |                        | 300           |   |
| TOTAL POPULATION SERVED BY SOURCE WATER SYSTEM - - - - - |                 |        |              |        |                        | 8300          |   |
| BOWLING GREEN  | 2010093         | PIKE   | Acid         | ADJ    | 12/58                  | 3022          | 1.0                                       |
| PIKE CO PWSID 1  | 2024471         | PIKE   |              | CONS   |                        | 3321          |   |
| CURRYVILLE   | 2010201         | PIKE   |              | CONS   |                        | 323           |   |
| TOTAL POPULATION SERVED BY SOURCE WATER SYSTEM - - - - - |                 |        |              |        |                        | 6666          |   |
| BRONAUGH   | 5010104         | VERNON |              | NATL   |                        | 209           | 1.0                                       |
| TOTAL POPULATION SERVED BY SOURCE WATER SYSTEM - - - - - |                 |        |              |        |                        | 209           |   |
| BROOKFIELD   | 2010105         | LINN   | NaSiF6       | ADJ    | 10/60                  | 5555          | 1.0                                       |
| CHARITON-LINN PWSID 3                                    | 2024128         | LINN   |              | CONS   |                        | 2400          |   |
| LACLEDE  | 2010437         | LINN   |              | CONS   |                        | 565           |   |
| TOTAL POPULATION SERVED BY SOURCE WATER SYSTEM - - - - - |                 |        |              |        |                        | 8520          |   |

POPULATION SERVED FLUORIDATED DRINKING WATER BY SOURCE SYSTEM,  
CONSECUTIVE SYSTEM, AND COUNTY WITHIN STATE (AS OF 12/31/85)

# MISSOURI

| WATER SYSTEM and<br>CONSECUTIVE SYSTEMS SERVED           | EPA<br>ID<br>NO | COUNTY         | CHEM<br>USED | STATUS | FLUOR<br>START<br>DATE | POP<br>SERVED | NATURAL SYSTEMS<br>NAT<br>LEVEL | OPT<br>LEVEL |
|--|-----------------|----------------|--------------|--------|------------------------|---------------|---------------------------------|--------------|
| BUCKLIN  | 2010112         | LINN           | NaF          | ADJ    | 12/79                  | 713           |                                 | 1.0          |
| TOTAL POPULATION SERVED BY SOURCE WATER SYSTEM - - - - - |                 |                |              |        |                        | 713           |                                 |              |
| CABOOL   | 4010120         | TEXAS          | NaF          | ADJ    | 03/62                  | 2200          |                                 | 1.0          |
| TOTAL POPULATION SERVED BY SOURCE WATER SYSTEM - - - - - |                 |                |              |        |                        | 2200          |                                 |              |
| CALIFORNIA   | 3010124         | MONITEAU       | NaF          | ADJ    | 06/80                  | 3500          |                                 | 1.0          |
| MONITEAU CO PWS 2  | 3024396         | MONITEAU       |              | CONS   |                        | 750           |                                 |              |
| TOTAL POPULATION SERVED BY SOURCE WATER SYSTEM - - - - - |                 |                |              |        |                        | 4250          |                                 |              |
| CALLAWAY CO PWS 1  | 3024084         | CALLAWAY       |              | NATL   |                        | 6500          | 0.9                             |              |
| TOTAL POPULATION SERVED BY SOURCE WATER SYSTEM - - - - - |                 |                |              |        |                        | 6500          |                                 |              |
| CAMERON  | 1010131         | CLINTON        | NaSiF6       | ADJ    | 07/64                  | 4900          |                                 | 1.0          |
| TOTAL POPULATION SERVED BY SOURCE WATER SYSTEM - - - - - |                 |                |              |        |                        | 4900          |                                 |              |
| CANTON   | 2010134         | LEWIS          | Acid         | ADJ    | 10/81                  | 2680          |                                 | 1.0          |
| TOTAL POPULATION SERVED BY SOURCE WATER SYSTEM - - - - - |                 |                |              |        |                        | 2680          |                                 |              |
| CAPE GIRARDEAU   | 4010136         | CAPE GIRARDEAU | NaF          | ADJ    | 04/55                  | 36000         |                                 | 1.0          |
| TOTAL POPULATION SERVED BY SOURCE WATER SYSTEM - - - - - |                 |                |              |        |                        | 36000         |                                 |              |
| CAPE-PERRY PWS 1 N                                       | 4024099         | CAPE GIRARDEAU |              | NATL   |                        | 390           | 1.6                             |              |
| TOTAL POPULATION SERVED BY SOURCE WATER SYSTEM - - - - - |                 |                |              |        |                        | 390           |                                 |              |
| CARROLLTON   | 2010140         | CARROLL        | Acid         | ADJ    | 06/84                  | 4700          |                                 | 1.0          |
| TOTAL POPULATION SERVED BY SOURCE WATER SYSTEM - - - - - |                 |                |              |        |                        | 4700          |                                 |              |
| CARTHAGE   | 5010142         | JASPER         | NaSiF6       | ADJ    | 05/55                  | 11109         |                                 | 1.0          |
| TOTAL POPULATION SERVED BY SOURCE WATER SYSTEM - - - - - |                 |                |              |        |                        | 11109         |                                 |              |
| CARUTHERSVILLE   | 4010143         | PEMISCOT       | NaSiF6       | ADJ    | 03/57                  | 8500          |                                 | 1.0          |
| TOTAL POPULATION SERVED BY SOURCE WATER SYSTEM - - - - - |                 |                |              |        |                        | 8500          |                                 |              |
| CEDAR CITY   | 3010146         | CALLAWAY       |              | NATL   |                        | 528           | 1.0                             |              |
| TOTAL POPULATION SERVED BY SOURCE WATER SYSTEM - - - - - |                 |                |              |        |                        | 528           |                                 |              |

POPULATION SERVED FLUORIDATED DRINKING WATER BY SOURCE SYSTEM,  
CONSECUTIVE SYSTEM, AND COUNTY WITHIN STATE (AS OF 12/31/85)

# MISSOURI

| WATER SYSTEM and<br>CONSECUTIVE SYSTEMS SERVED           | EPA<br>ID<br>NO | COUNTY      | CHEM<br>USED | STATUS | FLUOR<br>START<br>DATE | POP<br>SERVED | NATURAL SYSTEMS<br>NAT OPT<br>LEVEL LEVEL |
|--|-----------------|-------------|--------------|--------|------------------------|---------------|---|
| CEDAR CLIFF SUBDIVISION                                  | 3036008         | BOONE       |              |        | NATL                   | 255           | 1.5                                       |
| TOTAL POPULATION SERVED BY SOURCE WATER SYSTEM - - - - - |                 |             |              |        |                        | 255           |   |
| CENTRALIA  | 3010152         | BOONE       |              |        | NATL                   | 3600          | 1.4                                       |
| TOTAL POPULATION SERVED BY SOURCE WATER SYSTEM - - - - - |                 |             |              |        |                        | 3600          |   |
| CHAFFEE  | 4010154         | SCOTT       | NaF          | ADJ    | 07/64                  | 3400          | 1.0                                       |
| TOTAL POPULATION SERVED BY SOURCE WATER SYSTEM - - - - - |                 |             |              |        |                        | 3400          |   |
| CHARLESTON   | 4010160         | MISSISSIPPI | NaSiF6       | ADJ    | 03/70                  | 5300          | 1.0                                       |
| TOTAL POPULATION SERVED BY SOURCE WATER SYSTEM - - - - - |                 |             |              |        |                        | 5300          |   |
| CHILHOWEE  | 1010160         | JOHNSON     |              |        | NATL                   | 350           | 1.3                                       |
| TOTAL POPULATION SERVED BY SOURCE WATER SYSTEM - - - - - |                 |             |              |        |                        | 350           |   |
| CHILLICOTHE  | 2010162         | LIVINGSTON  | NaSiF6       | ADJ    | 09/59                  | 9089          | 1.0                                       |
| LIVINGSTON CO PWS 2                                      | 2024353         | LIVINGSTON  |              | CONS   |                        | 1548          |   |
| LIVINGSTON CO PWS 2-LOWE                                 | 2024357         | LIVINGSTON  |              | CONS   |                        | 176           |   |
| LIVINGSTON CO PWS 3 EAST                                 | 2024354         | LIVINGSTON  |              | CONS   |                        | 1125          |   |
| HALE   | 2010338         | CARROLL     |              | CONS   |                        | 529           |   |
| LIVINGSTON CO PWS 3 WEST                                 | 2024356         | LIVINGSTON  |              | CONS   |                        | 549           |   |
| TOTAL POPULATION SERVED BY SOURCE WATER SYSTEM - - - - - |                 |             |              |        |                        | 13016         |   |
| CLARENCE   | 2010165         | SHELBY      | NaF          | ADJ    | 12/82                  | 1157          | 1.0                                       |
| TOTAL POPULATION SERVED BY SOURCE WATER SYSTEM - - - - - |                 |             |              |        |                        | 1157          |   |
| CLARK  | 2010882         | RANDOLPH    |              |        | NATL                   | 351           | 1.3                                       |
| TOTAL POPULATION SERVED BY SOURCE WATER SYSTEM - - - - - |                 |             |              |        |                        | 351           |   |
| CLARKSVILLE  | 2010169         | PIKE        |              |        | NATL                   | 585           | 0.9                                       |
| TOTAL POPULATION SERVED BY SOURCE WATER SYSTEM - - - - - |                 |             |              |        |                        | 585           |   |
| CLINTON  | 1010177         | HENRY       | NaSiF6       | ADJ    | 11/63                  | 8450          | 1.0                                       |
| TOTAL POPULATION SERVED BY SOURCE WATER SYSTEM - - - - - |                 |             |              |        |                        | 8450          |   |
| COLE CO PWS 1  | 3024159         | COLE        | NaF          | ADJ    | 06/81                  | 4500          | 1.0                                       |
| TOTAL POPULATION SERVED BY SOURCE WATER SYSTEM - - - - - |                 |             |              |        |                        | 4500          |   |

POPULATION SERVED FLUORIDATED DRINKING WATER BY SOURCE SYSTEM,  
CONSECUTIVE SYSTEM, AND COUNTY WITHIN STATE (AS OF 12/31/85)

**MISSOURI**

| WATER SYSTEM and<br>CONSECUTIVE SYSTEMS SERVED           | EPA<br>ID<br>NO | COUNTY    | CHEM<br>USED | STATUS | FLUOR<br>START<br>DATE | POP<br>SERVED | NATURAL SYSTEMS<br>NAT OPT<br>LEVEL LEVEL |
|--|-----------------|-----------|--------------|--------|------------------------|---------------|---|
| COLONIAL VILLAGE SUBDIVISION                             | 3048003         | BOONE     |              |        | NATL                   | 102           | 1.5                                       |
| TOTAL POPULATION SERVED BY SOURCE WATER SYSTEM - - - - - |                 |           |              |        |                        | 102           |   |
| COLUMBIA   | 3010181         | BOONE     | Acid         | ADJ    | /73                    | 64000         | 1.0                                       |
| TOTAL POPULATION SERVED BY SOURCE WATER SYSTEM - - - - - |                 |           |              |        |                        | 64000         |   |
| CONCORDIA  | 1010184         | LAFAYETTE | NaF          | ADJ    | /78                    | 2000          | 1.0                                       |
| BLACKBURN  | 2010074         | SALEEN    |              | CONS   |                        | 290           |   |
| EMMA   | 1010254         | LAFAYETTE |              | CONS   |                        | 150           |   |
| LAFAYETTE CO PWS 2 (PART)                                | 1024326         | LAFAYETTE |              | CONS   |                        | 3300          |   |
| TOTAL POPULATION SERVED BY SOURCE WATER SYSTEM - - - - - |                 |           |              |        |                        | 5740          |   |
| COOPER CO PWS 1  | 3024169         | COOPER    |              |        | NATL                   | 410           | 0.7                                       |
| TOTAL POPULATION SERVED BY SOURCE WATER SYSTEM - - - - - |                 |           |              |        |                        | 410           |   |
| CRANE  | 5010198         | STONE     | NaF          | ADJ    | 08/82                  | 1185          | 1.0                                       |
| TOTAL POPULATION SERVED BY SOURCE WATER SYSTEM - - - - - |                 |           |              |        |                        | 1185          |   |
| CREIGHTON  | 1010193         | CASS      |              |        | NATL                   | 286           | 2.3                                       |
| TOTAL POPULATION SERVED BY SOURCE WATER SYSTEM - - - - - |                 |           |              |        |                        | 286           |   |
| CREST VALE MHP   | 3048063         | BOONE     |              |        | NATL                   | 360           | 1.0                                       |
| TOTAL POPULATION SERVED BY SOURCE WATER SYSTEM - - - - - |                 |           |              |        |                        | 360           |   |
| CROCKER  | 3010196         | PULASKI   | NaF          | ADJ    | 10/81                  | 1200          | 1.0                                       |
| TOTAL POPULATION SERVED BY SOURCE WATER SYSTEM - - - - - |                 |           |              |        |                        | 1200          |   |
| CRYSTAL CITY   | 6010198         | JEFFERSON | NaF          | ADJ    | 06/59                  | 4000          | 1.0                                       |
| TOTAL POPULATION SERVED BY SOURCE WATER SYSTEM - - - - - |                 |           |              |        |                        | 4000          |   |
| CUBA   | 6010200         | CRAWFORD  | NaF          | ADJ    | 12/81                  | 2190          | 1.0                                       |
| TOTAL POPULATION SERVED BY SOURCE WATER SYSTEM - - - - - |                 |           |              |        |                        | 2190          |   |
| DEEPWATER  | 1010205         | HENRY     |              |        | NATL                   | 400           | 1.0                                       |
| TOTAL POPULATION SERVED BY SOURCE WATER SYSTEM - - - - - |                 |           |              |        |                        | 400           |   |

POPULATION SERVED FLUORIDATED DRINKING WATER BY SOURCE SYSTEM,  
CONSECUTIVE SYSTEM, AND COUNTY WITHIN STATE (AS OF 12/31/85)

# MISSOURI

| WATER SYSTEM and<br>CONSECUTIVE SYSTEMS SERVED           | EPA<br>ID<br>NO | COUNTY       | CHEM<br>USED | STATUS | FLUOR<br>START<br>DATE | POP<br>SERVED | NATURAL SYSTEMS |              |
|--|-----------------|--------------|--------------|--------|------------------------|---------------|-----------------|--------------|
|  |                 |              |              |        |                        |               | NAT<br>LEVEL    | OPT<br>LEVEL |
| DEXTER   | 4010216         | STODDARD     | NaSiF6       | ADJ    | 06/64                  | 7800          |                 | 1.0          |
| TOTAL POPULATION SERVED BY SOURCE WATER SYSTEM - - - - - |                 |              |              |        |                        | 7800          |                 |              |
| EAST LYNNE   | 1010233         | CASS         |              | NATL   |                        | 290           |                 | 0.9          |
| TOTAL POPULATION SERVED BY SOURCE WATER SYSTEM - - - - - |                 |              |              |        |                        | 290           |                 |              |
| EAST PRAIRIE   | 4010235         | MISSISSIPPI  | NaF          | ADJ    | 08/80                  | 3800          |                 | 1.0          |
| TOTAL POPULATION SERVED BY SOURCE WATER SYSTEM - - - - - |                 |              |              |        |                        | 3800          |                 |              |
| EDINA  | 2010238         | KNOX         | NaF          | ADJ    | 03/81                  | 1520          |                 | 1.0          |
| TOTAL POPULATION SERVED BY SOURCE WATER SYSTEM - - - - - |                 |              |              |        |                        | 1520          |                 |              |
| ELDON  | 3010240         | MILLER       | NaF          | ADJ    | /77                    | 4400          |                 | 1.0          |
| TOTAL POPULATION SERVED BY SOURCE WATER SYSTEM - - - - - |                 |              |              |        |                        | 4400          |                 |              |
| ELSBERRY   | 6010250         | LINCOLN      | NaF          | ADJ    | 02/82                  | 2500          |                 | 1.0          |
| TOTAL POPULATION SERVED BY SOURCE WATER SYSTEM - - - - - |                 |              |              |        |                        | 2500          |                 |              |
| ESSEX  | 4010255         | STODDARD     |              | NATL   |                        | 545           |                 | 1.1          |
| TOTAL POPULATION SERVED BY SOURCE WATER SYSTEM - - - - - |                 |              |              |        |                        | 545           |                 |              |
| EUREKA   | 6010258         | ST. LOUIS    | NaF          | ADJ    | /78                    | 3800          |                 | 1.0          |
| TOTAL POPULATION SERVED BY SOURCE WATER SYSTEM - - - - - |                 |              |              |        |                        | 3800          |                 |              |
| FARBER   | 2010268         | AUDRAIN      |              | NATL   |                        | 470           |                 | 2.7          |
| TOTAL POPULATION SERVED BY SOURCE WATER SYSTEM - - - - - |                 |              |              |        |                        | 470           |                 |              |
| FAYETTE  | 2010271         | HOWARD       | NaF          | ADJ    | /78                    | 3500          |                 | 1.0          |
| HOWARD CO CONS 1(3)                                      | 2024262         | HOWARD       |              | CONS   |                        | 138           |                 |              |
| PRIME WTR CORP-HOWARD CO                                 | 2024260         | HOWARD       |              | CONS   |                        | 264           |                 |              |
| TOTAL POPULATION SERVED BY SOURCE WATER SYSTEM - - - - - |                 |              |              |        |                        | 3902          |                 |              |
| FESTUS   | 6010276         | JEFFERSON    | NaF          | ADJ    | 09/56                  | 7574          |                 | 1.0          |
| TOTAL POPULATION SERVED BY SOURCE WATER SYSTEM - - - - - |                 |              |              |        |                        | 7574          |                 |              |
| FLAT RIVER   | 4010279         | ST. FRANCOIS | Acid         | ADJ    | /72                    | 12000         |                 | 1.0          |
| TOTAL POPULATION SERVED BY SOURCE WATER SYSTEM - - - - - |                 |              |              |        |                        | 12000         |                 |              |

POPULATION SERVED FLUORIDATED DRINKING WATER BY SOURCE SYSTEM,  
CONSECUTIVE SYSTEM, AND COUNTY WITHIN STATE (AS OF 12/31/85)

**MISSOURI**

| WATER SYSTEM and<br>CONSECUTIVE SYSTEMS SERVED           | EPA<br>ID<br>NO    | COUNTY             | CHEM<br>USED | STATUS      | FLUOR<br>START<br>DATE | POP<br>SERVED | NATURAL SYSTEMS<br>NAT OPT<br>LEVEL LEVEL |
|--|--------------------|--------------------|--------------|-------------|------------------------|---------------|---|
| FOREST HILL SUBD   | 6036004            | ST. CHARLES        |              | NATL        |                        | 65            | 1.1                                       |
| TOTAL POPULATION SERVED BY SOURCE WATER SYSTEM - - - - - |                    |                    |              |             |                        | 65            |   |
| FORT LEONARD WOOD  | 3079500            | PULASKI            | Acid         | ADJ         | /59                    | 22500         | 1.0                                       |
| TOTAL POPULATION SERVED BY SOURCE WATER SYSTEM - - - - - |                    |                    |              |             |                        | 22500         |   |
| FREDERICKTOWN<br>MADISON CO PWS D 1                      | 4010290<br>4024368 | MADISON<br>MADISON | NaSiF6       | ADJ<br>CONS | 12/57                  | 3700<br>430   | 1.0                                       |
| TOTAL POPULATION SERVED BY SOURCE WATER SYSTEM - - - - - |                    |                    |              |             |                        | 4130          |   |
| FT SCOTT, KS<br>VERNON CO RWD 7                          | 2001104<br>5024622 | BOURBON<br>VERNON  | Acid         | ADJ<br>CONS | 06/52                  | 0<br>450      | 1.0                                       |
| TOTAL POPULATION SERVED BY SOURCE WATER SYSTEM - - - - - |                    |                    |              |             |                        | 450           |   |
| FULTON   | 3010296            | CALLAWAY           |              | NATL        |                        | 12300         | 1.0                                       |
| TOTAL POPULATION SERVED BY SOURCE WATER SYSTEM - - - - - |                    |                    |              |             |                        | 12300         |   |
| GAINESVILLE  | 5010297            | OZARK              | NaF          | ADJ         | 02/81                  | 717           | 1.0                                       |
| TOTAL POPULATION SERVED BY SOURCE WATER SYSTEM - - - - - |                    |                    |              |             |                        | 717           |   |
| GALLATIN   | 1010299            | DAVIESS            | NaF          | ADJ         | 07/80                  | 2050          | 1.0                                       |
| TOTAL POPULATION SERVED BY SOURCE WATER SYSTEM - - - - - |                    |                    |              |             |                        | 2050          |   |
| GLASGOW<br>HOWARD CO PWS D 2                             | 2010308<br>2024261 | HOWARD<br>HOWARD   | Acid         | ADJ<br>CONS | 03/61                  | 1336<br>546   | 1.0                                       |
| TOTAL POPULATION SERVED BY SOURCE WATER SYSTEM - - - - - |                    |                    |              |             |                        | 1882          |   |
| GRANT CITY   | 1010324            | WORTH              | NaF          | ADJ         | /77                    | 1064          | 1.0                                       |
| TOTAL POPULATION SERVED BY SOURCE WATER SYSTEM - - - - - |                    |                    |              |             |                        | 1064          |   |
| GREEN ACRES SUBD   | 3048102            | LINCOLN            |              | NATL        |                        | 180           | 2.0                                       |
| TOTAL POPULATION SERVED BY SOURCE WATER SYSTEM - - - - - |                    |                    |              |             |                        | 180           |   |
| HALLSVILLE   | 3010340            | BOONE              |              | NATL        |                        | 1025          | 1.2                                       |
| TOTAL POPULATION SERVED BY SOURCE WATER SYSTEM - - - - - |                    |                    |              |             |                        | 1025          |   |



POPULATION SERVED FLUORIDATED DRINKING WATER BY SOURCE SYSTEM,  
CONSECUTIVE SYSTEM, AND COUNTY WITHIN STATE (AS OF 12/31/85)

# MISSOURI

| WATER SYSTEM and<br>CONSECUTIVE SYSTEMS SERVED           | EPA<br>ID<br>NO | COUNTY         | CHEM<br>USED | STATUS | FLUOR<br>START<br>DATE | POP<br>SERVED | NATURAL SYSTEMS<br>NAT<br>LEVEL | OPT<br>LEVEL |
|--|-----------------|----------------|--------------|--------|------------------------|---------------|---------------------------------|--------------|
| HAMILTON   | 1010342         | CALDWELL       | NaF          | ADJ    | 05/81                  | 1527          |                                 | 1.0          |
| TOTAL POPULATION SERVED BY SOURCE WATER SYSTEM - - - - - |                 |                |              |        |                        | 1527          |                                 |              |
| HANNIBAL   | 2010344         | MARION         | NaSiF6       | ADJ    | 12/55                  | 19210         |                                 | 1.0          |
| TOTAL POPULATION SERVED BY SOURCE WATER SYSTEM - - - - - |                 |                |              |        |                        | 19210         |                                 |              |
| HARRISON CO PWS 1  | 1024241         | HARRISON       | NaF          | ADJ    | 03/80                  | 660           |                                 | 1.0          |
| TOTAL POPULATION SERVED BY SOURCE WATER SYSTEM - - - - - |                 |                |              |        |                        | 660           |                                 |              |
| HARRISONVILLE  | 1010349         | CASS           | Acid         | ADJ    | 05/78                  | 6580          |                                 | 1.0          |
| CASS CO PWS 4  | 1024116         | CASS           |              | CONS   |                        | 1200          |                                 |              |
| CASS CO PWS 9  | 1024118         | CASS           |              | CONS   |                        | 3600          |                                 |              |
| TOTAL POPULATION SERVED BY SOURCE WATER SYSTEM - - - - - |                 |                |              |        |                        | 11380         |                                 |              |
| HAWK POINT   | 6010353         | LINCOLN        |              | NATL   |                        | 386           |                                 | 1.1          |
| TOTAL POPULATION SERVED BY SOURCE WATER SYSTEM - - - - - |                 |                |              |        |                        | 386           |                                 |              |
| HAYTI  | 4010354         | PEMISCOOT      | NaSiF6       | ADJ    | 04/63                  | 3964          |                                 | 1.0          |
| HAYTI HEIGHTS  | 4010959         | PEMISCOOT      |              | CONS   |                        | 1232          |                                 |              |
| TOTAL POPULATION SERVED BY SOURCE WATER SYSTEM - - - - - |                 |                |              |        |                        | 5196          |                                 |              |
| HIGH HILL  | 6010364         | MONTCOMERY     |              | NATL   |                        | 250           |                                 | 2.0          |
| TOTAL POPULATION SERVED BY SOURCE WATER SYSTEM - - - - - |                 |                |              |        |                        | 250           |                                 |              |
| HOUSTONIA  | 3010384         | PETTIS         |              | NATL   |                        | 312           |                                 | 1.0          |
| TOTAL POPULATION SERVED BY SOURCE WATER SYSTEM - - - - - |                 |                |              |        |                        | 312           |                                 |              |
| HUGHESVILLE  | 3010386         | PETTIS         |              | NATL   |                        | 150           |                                 | 1.1          |
| TOTAL POPULATION SERVED BY SOURCE WATER SYSTEM - - - - - |                 |                |              |        |                        | 150           |                                 |              |
| IRONTON  | 4010402         | IRON           | NaF          | ADJ    | 09/69                  | 2000          |                                 | 1.0          |
| TOTAL POPULATION SERVED BY SOURCE WATER SYSTEM - - - - - |                 |                |              |        |                        | 2000          |                                 |              |
| JACKSON  | 4010404         | CAPE GIRARDEAU | NaF          | ADJ    | 07/56                  | 8000          |                                 | 1.0          |
| TOTAL POPULATION SERVED BY SOURCE WATER SYSTEM - - - - - |                 |                |              |        |                        | 8000          |                                 |              |

POPULATION SERVED FLUORIDATED DRINKING WATER BY SOURCE SYSTEM,  
CONSECUTIVE SYSTEM, AND COUNTY WITHIN STATE (AS OF 12/31/85)

MISSOURI

| WATER SYSTEM and<br>CONSECUTIVE SYSTEMS SERVED           | EPA<br>ID<br>NO | COUNTY     | CHEM<br>USED | STATUS | FLUOR<br>START<br>DATE | POP<br>SERVED | NATURAL SYSTEMS<br>NAT<br>LEVEL | OPT<br>LEVEL |
|--|-----------------|------------|--------------|--------|------------------------|---------------|---------------------------------|--------------|
| JEFFERSON CITY   | 3010409         | COLE       | NaSiF6       | ADJ    | 12/63                  | 34000         |                                 | 1.0          |
| COLE CO PWS D 2  | 3024160         | COLE       |              | CONS   |                        | 7500          |                                 |              |
| TOTAL POPULATION SERVED BY SOURCE WATER SYSTEM - - - - - |                 |            |              |        |                        | 41500         |                                 |              |
| JEFFERSON CO CONS PWS D 1                                | 6024295         | JEFFERSON  | NaF          | ADJ    | 02/84                  | 19900         |                                 | 1.0          |
| TOTAL POPULATION SERVED BY SOURCE WATER SYSTEM - - - - - |                 |            |              |        |                        | 19900         |                                 |              |
| JEFFERSON CO PWS D 2                                     | 6024293         | JEFFERSON  | Acid         | ADJ    | 02/82                  | 14500         |                                 | 1.0          |
| TOTAL POPULATION SERVED BY SOURCE WATER SYSTEM - - - - - |                 |            |              |        |                        | 14500         |                                 |              |
| JEFFERSON CO PWS D 5-EAST                                | 6024296         | JEFFERSON  | Acid         | ADJ    | 01/82                  | 6000          |                                 | 1.0          |
| TOTAL POPULATION SERVED BY SOURCE WATER SYSTEM - - - - - |                 |            |              |        |                        | 6000          |                                 |              |
| JEFFERSON CO PWS D 5-WEST                                | 6024297         | JEFFERSON  | Acid         | ADJ    | 01/82                  | 1000          |                                 | 1.0          |
| TOTAL POPULATION SERVED BY SOURCE WATER SYSTEM - - - - - |                 |            |              |        |                        | 1000          |                                 |              |
| JEFFERSON CO PWS D 7                                     | 6024299         | JEFFERSON  | Acid         | ADJ    | /77                    | 3600          |                                 | 1.0          |
| TOTAL POPULATION SERVED BY SOURCE WATER SYSTEM - - - - - |                 |            |              |        |                        | 3600          |                                 |              |
| JEFFERSON CO PWS D 8                                     | 6024300         | JEFFERSON  | Acid         | ADJ    | /78                    | 3000          |                                 | 1.0          |
| TOTAL POPULATION SERVED BY SOURCE WATER SYSTEM - - - - - |                 |            |              |        |                        | 3000          |                                 |              |
| JONESBURG  | 6010412         | MONTGOMERY |              | NATL   |                        | 614           | 2.0                             |              |
| TOTAL POPULATION SERVED BY SOURCE WATER SYSTEM - - - - - |                 |            |              |        |                        | 614           |                                 |              |
| KAHOKA   | 2010414         | CLARK      | NaF          | ADJ    | 12/79                  | 2101          |                                 | 1.0          |
| TOTAL POPULATION SERVED BY SOURCE WATER SYSTEM - - - - - |                 |            |              |        |                        | 2101          |                                 |              |
| KANSAS CITY  | 1010415         | JACKSON    | Acid         | ADJ    | 04/81                  | 450000        |                                 | 1.0          |
| TOTAL POPULATION SERVED BY SOURCE WATER SYSTEM - - - - - |                 |            |              |        |                        | 450000        |                                 |              |
| KEARNEY  | 1010416         | CLAY       | NaF          | ADJ    | /78                    | 1482          |                                 | 1.0          |
| TOTAL POPULATION SERVED BY SOURCE WATER SYSTEM - - - - - |                 |            |              |        |                        | 1482          |                                 |              |
| KENNETT  | 4010417         | DUNKLIN    | NaSiF6       | ADJ    | 06/55                  | 10500         |                                 | 1.0          |
| TOTAL POPULATION SERVED BY SOURCE WATER SYSTEM - - - - - |                 |            |              |        |                        | 10500         |                                 |              |

POPULATION SERVED FLUORIDATED DRINKING WATER BY SOURCE SYSTEM,  
CONSECUTIVE SYSTEM, AND COUNTY WITHIN STATE (AS OF 12/31/85)

# MISSOURI

| WATER SYSTEM and<br>CONSECUTIVE SYSTEMS SERVED           | EPA<br>ID<br>NO | COUNTY    | CHEM<br>USED | STATUS | FLUOR<br>START<br>DATE | POP<br>SERVED | NATURAL SYSTEMS |              |
|--|-----------------|-----------|--------------|--------|------------------------|---------------|-----------------|--------------|
|  |                 |           |              |        |                        |               | NAT<br>LEVEL    | OPT<br>LEVEL |
| KINGSVILLE   | 1010427         | JOHNSON   |              |        | NATL                   | 365           | 1.5             |              |
| TOTAL POPULATION SERVED BY SOURCE WATER SYSTEM - - - - - |                 |           |              |        |                        | 365           |                 |              |
| KIRKSVILLE   | 2010429         | ADAIR     | Acid         | ADJ    | 01/74                  | 20011         |                 | 1.0          |
| ADAIR CO PWS 1   | 2024000         | ADAIR     |              | CONS   |                        | 5276          |                 |              |
| TOTAL POPULATION SERVED BY SOURCE WATER SYSTEM - - - - - |                 |           |              |        |                        | 25287         |                 |              |
| KIRKWOOD (PART)  | 6010430         | ST. LOUIS | NaSiF6       | ADJ    | 07/57                  | 28000         |                 | 1.0          |
| TOTAL POPULATION SERVED BY SOURCE WATER SYSTEM - - - - - |                 |           |              |        |                        | 28000         |                 |              |
| LA BELLE   | 2010436         | LEWIS     | NaF          | ADJ    | 06/81                  | 845           |                 | 1.0          |
| TOTAL POPULATION SERVED BY SOURCE WATER SYSTEM - - - - - |                 |           |              |        |                        | 845           |                 |              |
| LA MONTE   | 3010448         | PETTIS    |              |        | NATL                   | 1050          | 1.5             |              |
| TOTAL POPULATION SERVED BY SOURCE WATER SYSTEM - - - - - |                 |           |              |        |                        | 1050          |                 |              |
| LADDONIA   | 2010438         | AUDRAIN   |              |        | NATL                   | 726           | 1.4             |              |
| TOTAL POPULATION SERVED BY SOURCE WATER SYSTEM - - - - - |                 |           |              |        |                        | 726           |                 |              |
| LAMAR  | 5010446         | BARTON    | NaSiF6       | ADJ    | 07/61                  | 4052          |                 | 1.0          |
| TOTAL POPULATION SERVED BY SOURCE WATER SYSTEM - - - - - |                 |           |              |        |                        | 4052          |                 |              |
| LANCASTER  | 2010450         | SCHUYLER  | NaF          | ADJ    | 08/80                  | 854           |                 | 1.0          |
| GLENWOOD   | 2010312         | SCHUYLER  |              | CONS   |                        | 234           |                 |              |
| TOTAL POPULATION SERVED BY SOURCE WATER SYSTEM - - - - - |                 |           |              |        |                        | 1088          |                 |              |
| LAPLATA  | 2010451         | MACON     | NaF          | ADJ    | 08/80                  | 1423          |                 | 1.0          |
| TOTAL POPULATION SERVED BY SOURCE WATER SYSTEM - - - - - |                 |           |              |        |                        | 1423          |                 |              |
| LEEION   | 1010460         | JOHNSON   |              |        | NATL                   | 618           | 0.9             |              |
| TOTAL POPULATION SERVED BY SOURCE WATER SYSTEM - - - - - |                 |           |              |        |                        | 618           |                 |              |
| LEWIS CO PWS 1   | 2024335         | LEWIS     | NaF          | ADJ    | 07/82                  | 1332          |                 | 1.0          |
| TOTAL POPULATION SERVED BY SOURCE WATER SYSTEM - - - - - |                 |           |              |        |                        | 1332          |                 |              |
| LIBERTY  | 1010466         | CLAY      | NaSiF6       | ADJ    | /55                    | 18000         |                 | 1.0          |

POPULATION SERVED FLUORIDATED DRINKING WATER BY SOURCE SYSTEM,  
 CONSECUTIVE SYSTEM, AND COUNTY WITHIN STATE (AS OF 12/31/85)

# MISSOURI

| WATER SYSTEM and<br>CONSECUTIVE SYSTEMS SERVED           | EPA<br>ID<br>NO    | COUNTY         | CHEM<br>USED | STATUS      | FLUOR<br>START<br>DATE | POP<br>SERVED | NATURAL SYSTEMS<br>NAT OPT<br>LEVEL LEVEL |
|--|--------------------|----------------|--------------|-------------|------------------------|---------------|---|
| CLAY CO PWS 4  | 1024144            | CLAY           |              | CONS        |                        | 1575          |   |
| CLAY CO PWS 5  | 1024145            | CLAY           |              | CONS        |                        | 900           |   |
| CLAY CO PWS 7  | 1024147            | CLAY           |              | CONS        |                        | 200           |   |
| MISSOURI CITY  | 1010532            | CLAY           |              | CONS        |                        | 325           |   |
| TOTAL POPULATION SERVED BY SOURCE WATER SYSTEM - - - - - |                    |                |              |             |                        | 21000         |   |
| LILBOURN   | 4010468            | NEW MADRID     | NaF          | ADJ         | 05/82                  | 2660          | 1.0                                       |
| TOTAL POPULATION SERVED BY SOURCE WATER SYSTEM - - - - - |                    |                |              |             |                        | 2660          |   |
| LINCOLN CO PWS 1   | 6024340            | LINCOLN        |              | NATL        |                        | 6410          | 2.0                                       |
| TOTAL POPULATION SERVED BY SOURCE WATER SYSTEM - - - - - |                    |                |              |             |                        | 6410          |   |
| LINN-LIVINGSTON CO PWS 3                                 | 2024350            | LIVINGSTON     | NaF          | ADJ         | 12/83                  | 873           | 1.0                                       |
| TOTAL POPULATION SERVED BY SOURCE WATER SYSTEM - - - - - |                    |                |              |             |                        | 873           |   |
| LOUISIANA  | 2010479            | PIKE           | NaSiF6       | ADJ         | 12/62                  | 4264          | 1.0                                       |
| TOTAL POPULATION SERVED BY SOURCE WATER SYSTEM - - - - - |                    |                |              |             |                        | 4264          |   |
| MACON<br>BEVIER  | 2010487<br>2010881 | MACON<br>MACON | NaSiF6       | ADJ<br>CONS | 11/59                  | 5684<br>840   | 1.0                                       |
| TOTAL POPULATION SERVED BY SOURCE WATER SYSTEM - - - - - |                    |                |              |             |                        | 6524          |   |
| MACON CO PWS 1   | 2024363            | MACON          | NaF          | ADJ         | 12/82                  | 4920          | 1.0                                       |
| TOTAL POPULATION SERVED BY SOURCE WATER SYSTEM - - - - - |                    |                |              |             |                        | 4920          |   |
| MANSFIELD  | 5010493            | WRIGHT         | NaF          | ADJ         | 08/68                  | 1423          | 1.0                                       |
| TOTAL POPULATION SERVED BY SOURCE WATER SYSTEM - - - - - |                    |                |              |             |                        | 1423          |   |
| MARBLE HILL  | 4010496            | BOLLINGER      | Acid         | ADJ         | 12/79                  | 600           | 1.0                                       |
| TOTAL POPULATION SERVED BY SOURCE WATER SYSTEM - - - - - |                    |                |              |             |                        | 600           |   |
| MARCELINE  | 2010497            | LINN           | NaSiF6       | ADJ         | 07/63                  | 2938          | 1.0                                       |
| TOTAL POPULATION SERVED BY SOURCE WATER SYSTEM - - - - - |                    |                |              |             |                        | 2938          |   |
| MARTINSBURG  | 2010506            | AUDRAIN        |              | NATL        |                        | 318           | 2.4                                       |
| TOTAL POPULATION SERVED BY SOURCE WATER SYSTEM - - - - - |                    |                |              |             |                        | 318           |   |

POPULATION SERVED FLUORIDATED DRINKING WATER BY SOURCE SYSTEM,  
CONSECUTIVE SYSTEM, AND COUNTY WITHIN STATE (AS OF 12/31/85)

# MISSOURI

| WATER SYSTEM and<br>CONSECUTIVE SYSTEMS SERVED           | EPA<br>ID<br>NO | COUNTY      | CHEM<br>USED | STATUS | FLUOR<br>START<br>DATE | POP<br>SERVED | NATURAL SYSTEMS<br>NAT<br>LEVEL | OPT<br>LEVEL |
|--|-----------------|-------------|--------------|--------|------------------------|---------------|---------------------------------|--------------|
| MARYVILLE  | 1010508         | NODAWAY     | NaSiF6       | ADJ    | 03/65                  | 10300         |                                 | 1.0          |
| NODAWAY CO PWS 1   | 1024428         | NODAWAY     |              | CONS   |                        | 2000          |                                 |              |
| TOTAL POPULATION SERVED BY SOURCE WATER SYSTEM - - - - - |                 |             |              |        |                        | 12300         |                                 |              |
| MATHEWS  | 4010509         | NEW MADRID  | NaF          | ADJ    | /77                    | 700           |                                 | 1.0          |
| NEW MADRID CO PWS 4                                      | 4024418         | NEW MADRID  |              | CONS   |                        | 600           |                                 |              |
| TOTAL POPULATION SERVED BY SOURCE WATER SYSTEM - - - - - |                 |             |              |        |                        | 1300          |                                 |              |
| MAYSVILLE  | 1010510         | DE KALB     | NaF          | ADJ    | 06/66                  | 1100          |                                 | 1.0          |
| TOTAL POPULATION SERVED BY SOURCE WATER SYSTEM - - - - - |                 |             |              |        |                        | 1100          |                                 |              |
| MEMPHIS  | 2010513         | SCOTLAND    | NaF          | ADJ    | 03/80                  | 2105          |                                 | 1.0          |
| TOTAL POPULATION SERVED BY SOURCE WATER SYSTEM - - - - - |                 |             |              |        |                        | 2105          |                                 |              |
| MEXICO   | 2010519         | AUDRAIN     |              | NATL   |                        | 12700         | 1.3                             |              |
| AUDRAIN CO PWS 1   | 2024013         | AUDRAIN     |              | CONS   |                        | 1245          |                                 |              |
| AUDRAIN CO PWS 2   | 2024014         | AUDRAIN     |              | CONS   |                        | 1431          |                                 |              |
| TOTAL POPULATION SERVED BY SOURCE WATER SYSTEM - - - - - |                 |             |              |        |                        | 15376         |                                 |              |
| MIDDLETOWN   | 6010521         | MONTGOMERY  |              | NATL   |                        | 350           | 1.7                             |              |
| TOTAL POPULATION SERVED BY SOURCE WATER SYSTEM - - - - - |                 |             |              |        |                        | 350           |                                 |              |
| MILAN  | 2010523         | SULLIVAN    | NaF          | ADJ    | 07/81                  | 1947          |                                 | 1.0          |
| TOTAL POPULATION SERVED BY SOURCE WATER SYSTEM - - - - - |                 |             |              |        |                        | 1947          |                                 |              |
| MINDENMINES  | 5010530         | BARTON      |              | NATL   |                        | 318           | 1.2                             |              |
| TOTAL POPULATION SERVED BY SOURCE WATER SYSTEM - - - - - |                 |             |              |        |                        | 318           |                                 |              |
| MINER  | 4010531         | SCOTT       | NaF          | ADJ    | 10/80                  | 1180          |                                 | 1.0          |
| TOTAL POPULATION SERVED BY SOURCE WATER SYSTEM - - - - - |                 |             |              |        |                        | 1180          |                                 |              |
| MISSOU. CITIES WC-BELLEAU LAKE                           | 6036010         | ST. CHARLES |              | NATL   |                        | 220           | 0.8                             |              |
| TOTAL POPULATION SERVED BY SOURCE WATER SYSTEM - - - - - |                 |             |              |        |                        | 220           |                                 |              |
| MOBERLY  | 2010533         | RANDOLPH    | NaSiF6       | ADJ    | 12/68                  | 13987         |                                 | 1.0          |
| HUNTSVILLE   | 2010393         | RANDOLPH    |              | CONS   |                        | 1657          |                                 |              |
| TOTAL POPULATION SERVED BY SOURCE WATER SYSTEM - - - - - |                 |             |              |        |                        | 15644         |                                 |              |

POPULATION SERVED FLUORIDATED DRINKING WATER BY SOURCE SYSTEM,  
CONSECUTIVE SYSTEM, AND COUNTY WITHIN STATE (AS OF 12/31/85)

# MISSOURI

| WATER SYSTEM and<br>CONSECUTIVE SYSTEMS SERVED           | EPA<br>ID<br>NO | COUNTY     | CHEM<br>USED | STATUS | FLUOR<br>START<br>DATE | POP<br>SERVED | NATURAL SYSTEMS<br>NAT<br>LEVEL | OPT<br>LEVEL |
|--|-----------------|------------|--------------|--------|------------------------|---------------|---------------------------------|--------------|
| MOBILE VILLAGE MHP                                       | 3048108         | BOONE      |              | NATL   |                        | 315           | 1.2                             |              |
| TOTAL POPULATION SERVED BY SOURCE WATER SYSTEM - - - - - |                 |            |              |        |                        | 315           |                                 |              |
| MONROE CITY  | 2010538         | MONROE     | NaF          | ADJ    | /78                    | 2560          |                                 | 1.0          |
| TOTAL POPULATION SERVED BY SOURCE WATER SYSTEM - - - - - |                 |            |              |        |                        | 2560          |                                 |              |
| MONTGOMERY CITY  | 6010539         | MONTGOMERY |              | NATL   |                        | 2100          | 2.0                             |              |
| TOTAL POPULATION SERVED BY SOURCE WATER SYSTEM - - - - - |                 |            |              |        |                        | 2100          |                                 |              |
| MONTROSE   | 1010541         | HENRY      |              | NATL   |                        | 561           | 2.0                             |              |
| TOTAL POPULATION SERVED BY SOURCE WATER SYSTEM - - - - - |                 |            |              |        |                        | 561           |                                 |              |
| MOREHOUSE  | 4010543         | NEW MADRID | NaF          | ADJ    | 05/85                  | 1220          |                                 | 1.0          |
| TOTAL POPULATION SERVED BY SOURCE WATER SYSTEM - - - - - |                 |            |              |        |                        | 1220          |                                 |              |
| MOSCOW MILLS   | 6010597         | LINCOLN    |              | NATL   |                        | 400           | 1.9                             |              |
| TOTAL POPULATION SERVED BY SOURCE WATER SYSTEM - - - - - |                 |            |              |        |                        | 400           |                                 |              |
| NEVADA   | 5010562         | VERNON     |              | NATL   |                        | 8444          | 0.9                             |              |
| VERNON CO CONS PWS 1                                     | 5024618         | VERNON     |              | CONS   |                        | 3836          |                                 |              |
| TOTAL POPULATION SERVED BY SOURCE WATER SYSTEM - - - - - |                 |            |              |        |                        | 12280         |                                 |              |
| NEW FLORENCE   | 6010565         | MONTGOMERY |              | NATL   |                        | 731           | 2.0                             |              |
| TOTAL POPULATION SERVED BY SOURCE WATER SYSTEM - - - - - |                 |            |              |        |                        | 731           |                                 |              |
| NEW LONDON   | 2010569         | RALLS      | NaF          | ADJ    | /71                    | 1160          |                                 | 1.0          |
| TOTAL POPULATION SERVED BY SOURCE WATER SYSTEM - - - - - |                 |            |              |        |                        | 1160          |                                 |              |
| NEW MADRID   | 4010570         | NEW MADRID | NaF          | ADJ    | /77                    | 3200          |                                 | 1.0          |
| TOTAL POPULATION SERVED BY SOURCE WATER SYSTEM - - - - - |                 |            |              |        |                        | 3200          |                                 |              |
| NIXA   | 5010576         | CHRISTIAN  | NaF          | ADJ    | /77                    | 2677          |                                 | 1.0          |
| TOTAL POPULATION SERVED BY SOURCE WATER SYSTEM - - - - - |                 |            |              |        |                        | 2677          |                                 |              |
| NOEL   | 5010577         | MCDONALD   |              | NATL   |                        | 1300          | 1.2                             |              |
| TOTAL POPULATION SERVED BY SOURCE WATER SYSTEM - - - - - |                 |            |              |        |                        | 1300          |                                 |              |

POPULATION SERVED FLUORIDATED DRINKING WATER BY SOURCE SYSTEM,  
CONSECUTIVE SYSTEM, AND COUNTY WITHIN STATE (AS OF 12/31/85)

MISSOURI

| WATER SYSTEM and<br>CONSECUTIVE SYSTEMS SERVED           | EPA<br>ID<br>NO | COUNTY      | CHEM<br>USED | STATUS | FLUOR<br>START<br>DATE | POP<br>SERVED | NATURAL SYSTEMS<br>NAT<br>LEVEL | OPT<br>LEVEL |
|--|-----------------|-------------|--------------|--------|------------------------|---------------|---------------------------------|--------------|
| O'FALLON   | 6010588         | ST. CHARLES |              |        | NATL                   | 10000         | 1.3                             |              |
| TOTAL POPULATION SERVED BY SOURCE WATER SYSTEM - - - - - |                 |             |              |        |                        | 10000         |                                 |              |
| ORAN   | 4010604         | SCOTT       | NaF          | ADJ    | 06/84                  | 1266          |                                 | 1.0          |
| TOTAL POPULATION SERVED BY SOURCE WATER SYSTEM - - - - - |                 |             |              |        |                        | 1266          |                                 |              |
| OREGON   | 1010605         | HOLT        | NaF          | ADJ    | 04/80                  | 1400          |                                 | 1.0          |
| TOTAL POPULATION SERVED BY SOURCE WATER SYSTEM - - - - - |                 |             |              |        |                        | 1400          |                                 |              |
| PALMYRA  | 2010623         | MARION      | NaF          | ADJ    | 04/80                  | 3569          |                                 | 1.0          |
| MARION CO PWS D 1  | 2024377         | MARION      |              | CONS   |                        | 600           |                                 |              |
| TOTAL POPULATION SERVED BY SOURCE WATER SYSTEM - - - - - |                 |             |              |        |                        | 4169          |                                 |              |
| PARIS  | 2010624         | MONROE      | Acid         | ADJ    | 05/82                  | 1604          |                                 | 1.0          |
| TOTAL POPULATION SERVED BY SOURCE WATER SYSTEM - - - - - |                 |             |              |        |                        | 1604          |                                 |              |
| PERRY  | 2010635         | RALLS       | NaF          | ADJ    | 03/83                  | 836           |                                 | 1.0          |
| TOTAL POPULATION SERVED BY SOURCE WATER SYSTEM - - - - - |                 |             |              |        |                        | 836           |                                 |              |
| PERRY CO PWS D 1   | 4024455         | PERRY       | NaF          | ADJ    | 05/81                  | 1800          |                                 | 1.0          |
| TOTAL POPULATION SERVED BY SOURCE WATER SYSTEM - - - - - |                 |             |              |        |                        | 1800          |                                 |              |
| PERRY CO PWS D 2   | 4024456         | PERRY       | NaF          | ADJ    | 01/83                  | 600           |                                 | 1.0          |
| TOTAL POPULATION SERVED BY SOURCE WATER SYSTEM - - - - - |                 |             |              |        |                        | 600           |                                 |              |
| PERRYVILLE   | 4010636         | PERRY       | NaSiF6       | ADJ    | 09/59                  | 5700          |                                 | 1.0          |
| TOTAL POPULATION SERVED BY SOURCE WATER SYSTEM - - - - - |                 |             |              |        |                        | 5700          |                                 |              |
| PIEDMONT   | 4010640         | WAYNE       | Acid         | ADJ    | 11/81                  | 2500          |                                 | 1.0          |
| TOTAL POPULATION SERVED BY SOURCE WATER SYSTEM - - - - - |                 |             |              |        |                        | 2500          |                                 |              |
| PILOT KNOB   | 4010643         | IRON        |              |        | NATL                   | 722           |                                 | 1.0          |
| TOTAL POPULATION SERVED BY SOURCE WATER SYSTEM - - - - - |                 |             |              |        |                        | 722           |                                 |              |
| PLATTE CITY  | 1010646         | PLATTE      | NaF          | ADJ    | 06/58                  | 2515          |                                 | 1.0          |
| TOTAL POPULATION SERVED BY SOURCE WATER SYSTEM - - - - - |                 |             |              |        |                        | 2515          |                                 |              |

POPULATION SERVED FLUORIDATED DRINKING WATER BY SOURCE SYSTEM,  
CONSECUTIVE SYSTEM, AND COUNTY WITHIN STATE (AS OF 12/31/85)

# MISSOURI

| WATER SYSTEM and<br>CONSECUTIVE SYSTEMS SERVED           | EPA<br>ID<br>NO | COUNTY    | CHEM<br>USED | STATUS | FLUOR<br>START<br>DATE | POP<br>SERVED | NATURAL SYSTEMS<br>NAT<br>LEVEL | OPT<br>LEVEL |
|--|-----------------|-----------|--------------|--------|------------------------|---------------|---------------------------------|--------------|
| PLATTE CO PWS D C-1                                      | 1024479         | PLATTE    | NaF          | ADJ    | 01/80                  | 2300          |                                 | 1.0          |
| TOTAL POPULATION SERVED BY SOURCE WATER SYSTEM - - - - - |                 |           |              |        |                        | 2300          |                                 |              |
| PLATTSBURG   | 1010648         | CLINTON   | Acid         | ADJ    | 10/60                  | 2900          |                                 | 1.0          |
| CLINTON CO PWS D 2                                       | 1024154         | CLINTON   |              | CONS   |                        | 560           |                                 |              |
| EDGERTON   | 1010237         | CLINTON   |              | CONS   |                        | 583           |                                 |              |
| TURNEY   | 1050961         | CLINTON   |              | CONS   |                        | 379           |                                 |              |
| TOTAL POPULATION SERVED BY SOURCE WATER SYSTEM - - - - - |                 |           |              |        |                        | 4422          |                                 |              |
| POPLAR BLUFF   | 4010656         | BUTLER    | NaSiF6       | ADJ    | 12/70                  | 17000         |                                 | 1.0          |
| TOTAL POPULATION SERVED BY SOURCE WATER SYSTEM - - - - - |                 |           |              |        |                        | 17000         |                                 |              |
| PRINCETON  | 2010664         | MERCER    | NaF          | ADJ    | 03/80                  | 1276          |                                 | 1.0          |
| MERCER CO PWS D 1-WEST                                   | 2024382         | MERCER    |              | CONS   |                        | 504           |                                 |              |
| TOTAL POPULATION SERVED BY SOURCE WATER SYSTEM - - - - - |                 |           |              |        |                        | 1780          |                                 |              |
| PULASKI CO PWS D 1                                       | 3024490         | PULASKI   | NaF          | ADJ    | 09/81                  | 2300          |                                 | 1.0          |
| TOTAL POPULATION SERVED BY SOURCE WATER SYSTEM - - - - - |                 |           |              |        |                        | 2300          |                                 |              |
| RATHBUN RWA, IA  | 0400900         | APPANOOSE | Acid         | ADJ    | 05/79                  | 0             |                                 | 1.0          |
| MERCER CO PWS D 1-EAST                                   | 2024383         | MERCER    |              | CONS   |                        | 1004          |                                 |              |
| TOTAL POPULATION SERVED BY SOURCE WATER SYSTEM - - - - - |                 |           |              |        |                        | 1004          |                                 |              |
| REPUBLIC   | 5010681         | GREENE    | NaF          | ADJ    | 08/79                  | 5000          |                                 | 1.0          |
| TOTAL POPULATION SERVED BY SOURCE WATER SYSTEM - - - - - |                 |           |              |        |                        | 5000          |                                 |              |
| REYNOLDS CO PWS D 1                                      | 4024516         | REYNOLDS  |              | NATL   |                        | 250           |                                 | 1.1          |
| TOTAL POPULATION SERVED BY SOURCE WATER SYSTEM - - - - - |                 |           |              |        |                        | 250           |                                 |              |
| RICH HILL  | 1010682         | BATES     |              | NATL   |                        | 2000          |                                 | 1.0          |
| TOTAL POPULATION SERVED BY SOURCE WATER SYSTEM - - - - - |                 |           |              |        |                        | 2000          |                                 |              |
| RICHLAND   | 3010684         | PULASKI   | NaF          | ADJ    | 05/54                  | 2550          |                                 | 1.0          |
| TOTAL POPULATION SERVED BY SOURCE WATER SYSTEM - - - - - |                 |           |              |        |                        | 2550          |                                 |              |
| ROCHEPORT  | 3010694         | BOONE     |              | NATL   |                        | 324           |                                 | 0.7          |
| TOTAL POPULATION SERVED BY SOURCE WATER SYSTEM - - - - - |                 |           |              |        |                        | 324           |                                 |              |



POPULATION SERVED FLUORIDATED DRINKING WATER BY SOURCE SYSTEM,  
CONSECUTIVE SYSTEM, AND COUNTY WITHIN STATE (AS OF 12/31/85)

**MISSOURI**

| WATER SYSTEM and<br>CONSECUTIVE SYSTEMS SERVED           | EPA<br>ID<br>NO | COUNTY   | CHEM<br>USED | STATUS | FLUOR<br>START<br>DATE | POP<br>SERVED | NATURAL SYSTEMS<br>NAT OPT<br>LEVEL LEVEL |
|--|-----------------|----------|--------------|--------|------------------------|---------------|---|
| ROLLA  | 3010700         | PHELPS   | NaSiF6       | ADJ    | 11/68                  | 15000         | 1.0                                       |
| TOTAL POPULATION SERVED BY SOURCE WATER SYSTEM - - - - - |                 |          |              |        |                        | 15000         |   |
| RUSH HILL  | 2010704         | AUDRAIN  |              | NATL   |                        | 140           | 1.2                                       |
| TOTAL POPULATION SERVED BY SOURCE WATER SYSTEM - - - - - |                 |          |              |        |                        | 140           |   |
| SALISBURY  | 2010722         | CHARITON | Acid         | ADJ    | 08/61                  | 1960          | 1.0                                       |
| TOTAL POPULATION SERVED BY SOURCE WATER SYSTEM - - - - - |                 |          |              |        |                        | 1960          |   |
| SARCOXIE   | 5010723         | JASPER   | NaF          | ADJ    | 11/58                  | 1381          | 1.0                                       |
| TOTAL POPULATION SERVED BY SOURCE WATER SYSTEM - - - - - |                 |          |              |        |                        | 1381          |   |
| SAVANNAH   | 1010724         | ANDREW   | Acid         | ADJ    | 05/63                  | 4361          | 1.0                                       |
| TOTAL POPULATION SERVED BY SOURCE WATER SYSTEM - - - - - |                 |          |              |        |                        | 4361          |   |
| SCHELL CITY  | 5010725         | VERNON   |              | NATL   |                        | 327           | 1.0                                       |
| TOTAL POPULATION SERVED BY SOURCE WATER SYSTEM - - - - - |                 |          |              |        |                        | 327           |   |
| SEDALIA  | 3010728         | PETTIS   | Acid         | ADJ    | 10/77                  | 23000         | 1.0                                       |
| TOTAL POPULATION SERVED BY SOURCE WATER SYSTEM - - - - - |                 |          |              |        |                        | 23000         |   |
| SIKESTON   | 4010743         | SCOTT    | Acid         | ADJ    | /56                    | 17473         | 1.0                                       |
| TOTAL POPULATION SERVED BY SOURCE WATER SYSTEM - - - - - |                 |          |              |        |                        | 17473         |   |
| SLATER   | 2010745         | SALINE   | NaF          | ADJ    | 09/56                  | 2492          | 1.0                                       |
| GILLIAM  | 2010305         | SALINE   |              | CONS   |                        | 227           |   |
| SALINE CO FWS 2  | 2024556         | SALINE   |              | CONS   |                        | 891           |   |
| TOTAL POPULATION SERVED BY SOURCE WATER SYSTEM - - - - - |                 |          |              |        |                        | 3610          |   |
| SMITHVILLE   | 1010748         | PLATTE   | NaF          | ADJ    | 09/78                  | 2100          | 1.0                                       |
| PLATTE CO FWS 8  | 1024482         | PLATTE   |              | CONS   |                        | 640           |   |
| PLATTE CO FWS 9  | 1024483         | PLATTE   |              | CONS   |                        | 1120          |   |
| TOTAL POPULATION SERVED BY SOURCE WATER SYSTEM - - - - - |                 |          |              |        |                        | 3860          |   |
| SOUTHSIDE MHP  | 3048015         | BOONE    |              | NATL   |                        | 250           | 1.3                                       |
| TOTAL POPULATION SERVED BY SOURCE WATER SYSTEM - - - - - |                 |          |              |        |                        | 250           |   |

POPULATION SERVED FLUORIDATED DRINKING WATER BY SOURCE SYSTEM,  
 CONSECUTIVE SYSTEM, AND COUNTY WITHIN STATE (AS OF 12/31/85)

MISSOURI

| WATER SYSTEM and<br>CONSECUTIVE SYSTEMS SERVED           | EPA<br>ID<br>NO | COUNTY         | CHEM<br>USED | STATUS | FLUOR<br>START<br>DATE | POP<br>SERVED | NATURAL SYSTEMS<br>NAT<br>LEVEL | OPT<br>LEVEL |
|--|-----------------|----------------|--------------|--------|------------------------|---------------|---------------------------------|--------------|
| SPRINGFIELD  | 5010754         | GREENE         | Acid         | ADJ    | 08/83                  | 133000        |                                 | 1.0          |
| TOTAL POPULATION SERVED BY SOURCE WATER SYSTEM - - - - - |                 |                |              |        |                        | 133000        |                                 |              |
| ST CHARLES PWS 1   | 6024528         | ST. CHARLES    |              | NATL   |                        | 1100          |                                 | 1.4          |
| NEW MELLE  | 6050571         | ST. CHARLES    |              | CONS   |                        | 168           |                                 |              |
| TOTAL POPULATION SERVED BY SOURCE WATER SYSTEM - - - - - |                 |                |              |        |                        | 1268          |                                 |              |
| ST JUDE SUBD   | 6036002         | ST. CHARLES    |              | NATL   |                        | 80            |                                 | 0.8          |
| TOTAL POPULATION SERVED BY SOURCE WATER SYSTEM - - - - - |                 |                |              |        |                        | 80            |                                 |              |
| ST LOUIS   | 6010715         | ST. LOUIS      | Acid         | ADJ    | 09/55                  | 437500        |                                 | 1.0          |
| WEBSTER GROVES   | 6010845         | ST. LOUIS      |              | CONS   |                        | 23000         |                                 |              |
| TOTAL POPULATION SERVED BY SOURCE WATER SYSTEM - - - - - |                 |                |              |        |                        | 460500        |                                 |              |
| ST LOUIS COUNTY  | 6010911         | ST. LOUIS      | Acid         | ADJ    | 01/63                  | 1000000       |                                 | 1.0          |
| FLORISSANT   | 6010282         | ST. LOUIS      |              | CONS   |                        | 45000         |                                 |              |
| JEFFERSON CO PWS 1                                       | 6024292         | ST. LOUIS      |              | CONS   |                        | 17000         |                                 |              |
| JEFFERSON CO PWS 10                                      | 6024302         | ST. LOUIS      |              | CONS   |                        | 5000          |                                 |              |
| JEFFERSON CO PWS 3                                       | 6024294         | ST. LOUIS      |              | CONS   |                        | 8400          |                                 |              |
| ST LOUIS CO PWS 1  | 6024548         | ST. LOUIS      |              | CONS   |                        | 1800          |                                 |              |
| ST LOUIS CO PWS 2  | 6024549         | ST. LOUIS      |              | CONS   |                        | 530           |                                 |              |
| TOTAL POPULATION SERVED BY SOURCE WATER SYSTEM - - - - - |                 |                |              |        |                        | 1077730       |                                 |              |
| ST PETERS  | 6010719         | ST. CHARLES    | Acid         | ADJ    | 09/82                  | 8000          |                                 | 1.0          |
| TOTAL POPULATION SERVED BY SOURCE WATER SYSTEM - - - - - |                 |                |              |        |                        | 8000          |                                 |              |
| ST ROBERT  | 3010729         | PULASKI        | NaF          | ADJ    | 05/82                  | 1800          |                                 | 1.0          |
| TOTAL POPULATION SERVED BY SOURCE WATER SYSTEM - - - - - |                 |                |              |        |                        | 1800          |                                 |              |
| STANBERRY  | 1010755         | GENERY         | NaF          | ADJ    | 03/82                  | 1387          |                                 | 1.0          |
| TOTAL POPULATION SERVED BY SOURCE WATER SYSTEM - - - - - |                 |                |              |        |                        | 1387          |                                 |              |
| STE GENEVIEVE  | 4010710         | STE. GENEVIEVE | NaF          | ADJ    | 10/80                  | 4400          |                                 | 1.0          |
| TOTAL POPULATION SERVED BY SOURCE WATER SYSTEM - - - - - |                 |                |              |        |                        | 4400          |                                 |              |
| STEELE   | 4010758         | PEMISCOT       | NaF          | ADJ    | 09/80                  | 2421          |                                 | 1.0          |
| TOTAL POPULATION SERVED BY SOURCE WATER SYSTEM - - - - - |                 |                |              |        |                        | 2421          |                                 |              |

POPULATION SERVED FLUORIDATED DRINKING WATER BY SOURCE SYSTEM,  
 CONSECUTIVE SYSTEM, AND COUNTY WITHIN STATE (AS OF 12/31/85)

# MISSOURI

| WATER SYSTEM and<br>CONSECUTIVE SYSTEMS SERVED           | EPA<br>ID<br>NO | COUNTY    | CHEM<br>USED | STATUS | FLUOR<br>START<br>DATE | POP<br>SERVED | NATURAL SYSTEMS |              |
|--|-----------------|-----------|--------------|--------|------------------------|---------------|-----------------|--------------|
|  |                 |           |              |        |                        |               | NAT<br>LEVEL    | OPT<br>LEVEL |
| STOCKTON   | 5010763         | CEDAR     | NaF          | ADJ    | 06/80                  | 1434          |                 | 1.0          |
| TOTAL POPULATION SERVED BY SOURCE WATER SYSTEM - - - - - |                 |           |              |        |                        | 1434          |                 |              |
| STODDARD CO PWS 1  | 4024581         | STODDARD  | NaF          | ADJ    | 08/85                  | 2000          |                 | 1.0          |
| TOTAL POPULATION SERVED BY SOURCE WATER SYSTEM - - - - - |                 |           |              |        |                        | 2000          |                 |              |
| STONEGATE MHP  | 3048005         | BOONE     |              | NATL   |                        | 260           |                 | 1.2          |
| TOTAL POPULATION SERVED BY SOURCE WATER SYSTEM - - - - - |                 |           |              |        |                        | 260           |                 |              |
| SWEET SPRINGS  | 2010780         | SALINE    | NaF          | ADJ    | 12/79                  | 1716          |                 | 1.0          |
| TOTAL POPULATION SERVED BY SOURCE WATER SYSTEM - - - - - |                 |           |              |        |                        | 1716          |                 |              |
| TRENTON  | 2010796         | ST. LOUIS | NaSiF6       | ADJ    | 10/66                  | 7136          |                 | 1.0          |
| GRUNDY CO PWS 1 -DUNLAP                                  | 2024239         | ST. LOUIS |              | CONS   |                        | 825           |                 |              |
| GRUNDY CO PWS 1 -EDINBURG                                | 2024237         | ST. LOUIS |              | CONS   |                        | 1440          |                 |              |
| GRUNDY CO PWS 1 -SPICKARD                                | 2024238         | ST. LOUIS |              | CONS   |                        | 630           |                 |              |
| GRUNDY CO PWS 1 -TINDALL                                 | 2024236         | ST. LOUIS |              | CONS   |                        | 300           |                 |              |
| TOTAL POPULATION SERVED BY SOURCE WATER SYSTEM - - - - - |                 |           |              |        |                        | 10331         |                 |              |
| TROY   | 6010798         | LINCOLN   |              | NATL   |                        | 2640          |                 | 2.3          |
| TOTAL POPULATION SERVED BY SOURCE WATER SYSTEM - - - - - |                 |           |              |        |                        | 2640          |                 |              |
| UNION  | 6010801         | FRANKLIN  | NaF          | ADJ    | /73                    | 5506          |                 | 1.0          |
| TOTAL POPULATION SERVED BY SOURCE WATER SYSTEM - - - - - |                 |           |              |        |                        | 5506          |                 |              |
| UNIONVILLE   | 2010804         | PUTNAM    | NaF          | ADJ    | 03/64                  | 2075          |                 | 1.0          |
| LAKE THUNDERHEAD   | 2036165         | PUTNAM    |              | CONS   |                        | 100           |                 |              |
| PUTNAM CO PWS 1  | 2024495         | PUTNAM    |              | CONS   |                        | 1446          |                 |              |
| TOTAL POPULATION SERVED BY SOURCE WATER SYSTEM - - - - - |                 |           |              |        |                        | 3621          |                 |              |
| UNIVER. OF MISSOURI-COLUMBIA                             | 3069001         | BOONE     |              | NATL   |                        | 11100         |                 | 1.3          |
| TOTAL POPULATION SERVED BY SOURCE WATER SYSTEM - - - - - |                 |           |              |        |                        | 11100         |                 |              |
| URICH  | 1010808         | HENRY     |              | NATL   |                        | 515           |                 | 3.8          |
| TOTAL POPULATION SERVED BY SOURCE WATER SYSTEM - - - - - |                 |           |              |        |                        | 515           |                 |              |
| VAN BUREN  | 4010811         | CARTER    | NaF          | ADJ    | 09/80                  | 850           |                 | 1.0          |

POPULATION SERVED FLUORIDATED DRINKING WATER BY SOURCE SYSTEM,  
CONSECUTIVE SYSTEM, AND COUNTY WITHIN STATE (AS OF 12/31/85)

MISSOURI

| WATER SYSTEM and<br>CONSECUTIVE SYSTEMS SERVED           | EPA<br>ID<br>NO | COUNTY      | CHEM<br>USED | STATUS | FLUOR<br>START<br>DATE | POP<br>SERVED | NATURAL SYSTEMS |              |
|--|-----------------|-------------|--------------|--------|------------------------|---------------|-----------------|--------------|
|  |                 |             |              |        |                        |               | NAT<br>LEVEL    | OPT<br>LEVEL |
| DEER RUN SUBD  | 4036194         | CARTER      |              | CONS   |                        | 150           |                 |              |
| TOTAL POPULATION SERVED BY SOURCE WATER SYSTEM - - - - - |                 |             |              |        |                        | 1000          |                 |              |
| VANDALIA   | 2010812         | AUDRAIN     | NaF          | ADJ    | 02/82                  | 3170          |                 | 1.0          |
| TOTAL POPULATION SERVED BY SOURCE WATER SYSTEM - - - - - |                 |             |              |        |                        | 3170          |                 |              |
| VERNON CO PWS 1  | 5024616         | VERNON      |              | NATL   |                        | 610           |                 | 2.3          |
| TOTAL POPULATION SERVED BY SOURCE WATER SYSTEM - - - - - |                 |             |              |        |                        | 610           |                 |              |
| VERSAILLES   | 3010819         | MORGAN      | NaF          | ADJ    | 08/81                  | 2500          |                 | 1.0          |
| TOTAL POPULATION SERVED BY SOURCE WATER SYSTEM - - - - - |                 |             |              |        |                        | 2500          |                 |              |
| WALNUT HILLS MHP   | 3048007         | BOONE       |              | NATL   |                        | 168           |                 | 0.8          |
| TOTAL POPULATION SERVED BY SOURCE WATER SYSTEM - - - - - |                 |             |              |        |                        | 168           |                 |              |
| WARRENSBURG  | 1010833         | JOHNSON     |              | NATL   |                        | 26000         |                 | 0.7          |
| JOHNSON CO PWS 1   | 1024309         | JOHNSON     |              | CONS   |                        | 1680          |                 |              |
| CENTERVIEW   | 1010150         | JOHNSON     |              | CONS   |                        | 230           |                 |              |
| TOTAL POPULATION SERVED BY SOURCE WATER SYSTEM - - - - - |                 |             |              |        |                        | 27910         |                 |              |
| WARRENTON  | 6010834         | WARREN      |              | NATL   |                        | 3219          |                 | 1.4          |
| TOTAL POPULATION SERVED BY SOURCE WATER SYSTEM - - - - - |                 |             |              |        |                        | 3219          |                 |              |
| WARSAW   | 3010839         | BENTON      | NaF          | ADJ    | 08/82                  | 1650          |                 | 1.0          |
| TOTAL POPULATION SERVED BY SOURCE WATER SYSTEM - - - - - |                 |             |              |        |                        | 1650          |                 |              |
| WAYNESVILLE  | 3010841         | PULASKI     | NaF          | ADJ    | 02/82                  | 7500          |                 | 1.0          |
| TOTAL POPULATION SERVED BY SOURCE WATER SYSTEM - - - - - |                 |             |              |        |                        | 7500          |                 |              |
| WELDON SPRINGS HEIGHTS                                   | 6010919         | ST CHARLES  |              | NATL   |                        | 190           |                 | 1.1          |
| TOTAL POPULATION SERVED BY SOURCE WATER SYSTEM - - - - - |                 |             |              |        |                        | 190           |                 |              |
| WELLSVILLE   | 6010848         | MONTGOMERY  | NaF          | ADJ    | 12/84                  | 1565          |                 | 1.0          |
| TOTAL POPULATION SERVED BY SOURCE WATER SYSTEM - - - - - |                 |             |              |        |                        | 1565          |                 |              |
| WENTZVILLE   | 6010849         | ST. CHARLES |              | NATL   |                        | 3500          |                 | 1.0          |
| TOTAL POPULATION SERVED BY SOURCE WATER SYSTEM - - - - - |                 |             |              |        |                        | 3500          |                 |              |

POPULATION SERVED FLUORIDATED DRINKING WATER BY SOURCE SYSTEM,  
 CONSECUTIVE SYSTEM, AND COUNTY WITHIN STATE (AS OF 12/31/85)

# MISSOURI

| WATER SYSTEM and<br>CONSECUTIVE SYSTEMS SERVED           | EPA<br>ID<br>NO | COUNTY  | CHEM<br>USED | STATUS | FLUOR<br>START<br>DATE | POP<br>SERVED | NATURAL SYSTEMS<br>NAT<br>LEVEL | OPT<br>LEVEL |
|--|-----------------|---------|--------------|--------|------------------------|---------------|---------------------------------|--------------|
| WESTON   | 1010851         | PLATTE  | NaF          | ADJ    | 03/78                  | 2726          |                                 | 1.0          |
| PLATTE CO PWS 3  | 1024477         | PLATTE  |              | CONS   |                        | 600           |                                 |              |
| PLATTE CO PWS 7  | 1024481         | PLATTE  |              | CONS   |                        | 1300          |                                 |              |
| RIDGELEY   | 1050687         | PLATTE  |              | CONS   |                        | 78            |                                 |              |
| TOTAL POPULATION SERVED BY SOURCE WATER SYSTEM - - - - - |                 |         |              |        |                        | 4704          |                                 |              |
| WHITEMAN AFB   | 1079501         | PETTIS  |              | NATL   |                        | 4000          |                                 | 0.7          |
| TOTAL POPULATION SERVED BY SOURCE WATER SYSTEM - - - - - |                 |         |              |        |                        | 4000          |                                 |              |
| WINEGARS TEAL BEND                                       | 3036121         | BENTON  |              | NATL   |                        | 180           |                                 | 1.0          |
| TOTAL POPULATION SERVED BY SOURCE WATER SYSTEM - - - - - |                 |         |              |        |                        | 180           |                                 |              |
| WINFIELD   | 6010866         | LINCOLN | NaF          | ADJ    | 04/81                  | 660           |                                 | 1.0          |
| TOTAL POPULATION SERVED BY SOURCE WATER SYSTEM - - - - - |                 |         |              |        |                        | 660           |                                 |              |
| WRIGHT CITY  | 6010874         | WARREN  |              | NATL   |                        | 1200          |                                 | 1.5          |
| TOTAL POPULATION SERVED BY SOURCE WATER SYSTEM - - - - - |                 |         |              |        |                        | 1200          |                                 |              |
| WYACONDA   | 2010875         | CLARK   | NaF          | ADJ    | 08/80                  | 359           |                                 | 1.0          |
| TOTAL POPULATION SERVED BY SOURCE WATER SYSTEM - - - - - |                 |         |              |        |                        | 359           |                                 |              |

POPULATION SERVED FLUORIDATED DRINKING WATER BY SOURCE SYSTEM,  
CONSECUTIVE SYSTEM, AND COUNTY WITHIN STATE (AS OF 12/31/85)

# MONTANA

| WATER SYSTEM and<br>CONSECUTIVE SYSTEMS SERVED | EPA<br>ID<br>NO | COUNTY      | CHEM<br>USED | STATUS | FLUOR<br>START<br>DATE | POP<br>SERVED | NATURAL SYSTEMS<br>NAT<br>LEVEL | OPT<br>LEVEL |
|--|-----------------|-------------|--------------|--------|------------------------|---------------|---------------------------------|--------------|
| ALHAMBRA                                       |                 |             |              | NATL   |                        | 0             | 7.9                             |              |
| TOTAL POPULATION SERVED BY SOURCE WATER SYSTEM |                 |             |              |        |                        | 0             |                                 |              |
| AMSTERDAM                                      |                 | GALLATIN    |              | NATL   |                        | 100           | 1.3                             |              |
| TOTAL POPULATION SERVED BY SOURCE WATER SYSTEM |                 |             |              |        |                        | 100           |                                 |              |
| ASHLAND  | 0000458         | ROSEBUD     |              | NATL   |                        | 390           | 3.2                             |              |
| TOTAL POPULATION SERVED BY SOURCE WATER SYSTEM |                 |             |              |        |                        | 390           |                                 |              |
| ASHLAND HOUSING                                |                 | ROSEBUD     |              | NATL   |                        | 95            | 1.4                             |              |
| TOTAL POPULATION SERVED BY SOURCE WATER SYSTEM |                 |             |              |        |                        | 95            |                                 |              |
| AZURE  |                 |             | NaF          | ADJ    |                        | 159           |                                 | 1.0          |
| TOTAL POPULATION SERVED BY SOURCE WATER SYSTEM |                 |             |              |        |                        | 159           |                                 |              |
| BLACK EAGLE                                    | 0000157         | CASCADE     |              | NATL   |                        | 2200          | 1.5                             |              |
| TOTAL POPULATION SERVED BY SOURCE WATER SYSTEM |                 |             |              |        |                        | 2200          |                                 |              |
| BLUE CREEK TC                                  | 0000124         | YELLOWSTONE |              | NATL   |                        | 42            | 0.0                             |              |
| TOTAL POPULATION SERVED BY SOURCE WATER SYSTEM |                 |             |              |        |                        | 42            |                                 |              |
| BOMPART TC                                     | 0002947         | JEFFERSON   |              | NATL   |                        | 102           | 0.0                             |              |
| TOTAL POPULATION SERVED BY SOURCE WATER SYSTEM |                 |             |              |        |                        | 102           |                                 |              |
| BOX ELDER SCHOOL                               |                 | HILL        | NaF          | ADJ    | 10/72                  | 230           |                                 | 1.0          |
| TOTAL POPULATION SERVED BY SOURCE WATER SYSTEM |                 |             |              |        |                        | 230           |                                 |              |
| BOX ELDER/EAST SIDE                            |                 | HILL        | NaF          | ADJ    |                        | 159           |                                 | 1.0          |
| TOTAL POPULATION SERVED BY SOURCE WATER SYSTEM |                 |             |              |        |                        | 159           |                                 |              |
| BOZEMAN  | 0000161         | GALLATIN    | NaSiF6       | ADJ    | 07/53                  | 22000         |                                 | 1.0          |
| TOTAL POPULATION SERVED BY SOURCE WATER SYSTEM |                 |             |              |        |                        | 22000         |                                 |              |
| BROADVIEW                                      | 0000167         | YELLOWSTONE |              | NATL   |                        | 140           | 1.0                             |              |
| TOTAL POPULATION SERVED BY SOURCE WATER SYSTEM |                 |             |              |        |                        | 140           |                                 |              |

POPULATION SERVED FLUORIDATED DRINKING WATER BY SOURCE SYSTEM,  
 CONSECUTIVE SYSTEM, AND COUNTY WITHIN STATE (AS OF 12/31/85)

# MONTANA

| WATER SYSTEM and<br>CONSECUTIVE SYSTEMS SERVED           | EPA<br>ID<br>NO | COUNTY    | CHEM<br>USED | STATUS | FLUOR<br>START<br>DATE | POP<br>SERVED | NATURAL SYSTEMS |              |
|--|-----------------|-----------|--------------|--------|------------------------|---------------|-----------------|--------------|
|  |                 |           |              |        |                        |               | NAT<br>LEVEL    | OPT<br>LEVEL |
| BROCKTON   | 0000168         | ROOSEVELT |              |        | NATL                   | 401           | 1.0             |              |
| TOTAL POPULATION SERVED BY SOURCE WATER SYSTEM - - - - - |                 |           |              |        |                        | 401           |                 |              |
| BUSBY  |                 | BIG HORN  |              |        | NATL                   | 300           | 0.0             |              |
| TOTAL POPULATION SERVED BY SOURCE WATER SYSTEM - - - - - |                 |           |              |        |                        | 300           |                 |              |
| CARTER   | 0000520         | CHOUTEAU  |              |        | NATL                   | 220           | 0.9             |              |
| TOTAL POPULATION SERVED BY SOURCE WATER SYSTEM - - - - - |                 |           |              |        |                        | 220           |                 |              |
| CASCADE  | 0000171         | CASCADE   |              |        | NATL                   | 714           | 1.0             |              |
| TOTAL POPULATION SERVED BY SOURCE WATER SYSTEM - - - - - |                 |           |              |        |                        | 714           |                 |              |
| CHESTER  | 0000173         | LIBERTY   | NaF          | ADJ    | 11/69                  | 1000          |                 | 1.0          |
| TOTAL POPULATION SERVED BY SOURCE WATER SYSTEM - - - - - |                 |           |              |        |                        | 1000          |                 |              |
| CIRCLE   | 0000176         | MCCONE    |              |        | NATL                   | 964           | 5.0             |              |
| TOTAL POPULATION SERVED BY SOURCE WATER SYSTEM - - - - - |                 |           |              |        |                        | 964           |                 |              |
| CLANCY   |                 | JEFFERSON |              |        | NATL                   | 452           | 1.0             |              |
| TOTAL POPULATION SERVED BY SOURCE WATER SYSTEM - - - - - |                 |           |              |        |                        | 452           |                 |              |
| CLYDE PARK   | 0000178         | PARK      |              |        | NATL                   | 253           | 0.9             |              |
| TOTAL POPULATION SERVED BY SOURCE WATER SYSTEM - - - - - |                 |           |              |        |                        | 253           |                 |              |
| COFFEE CREEK   | 0000179         | FERGUS    |              |        | NATL                   | 85            | 2.4             |              |
| TOTAL POPULATION SERVED BY SOURCE WATER SYSTEM - - - - - |                 |           |              |        |                        | 85            |                 |              |
| COLSTRIP   | 0000180         | ROSEBUD   | NaF          | ADJ    |                        | 1400          |                 | 1.0          |
| TOTAL POPULATION SERVED BY SOURCE WATER SYSTEM - - - - - |                 |           |              |        |                        | 1400          |                 |              |
| CONRAD   | 0000186         | PONDERA   | NaF          | ADJ    | /62                    | 2770          |                 | 1.0          |
| TOTAL POPULATION SERVED BY SOURCE WATER SYSTEM - - - - - |                 |           |              |        |                        | 2770          |                 |              |
| COUNTRY LANES TC   | 0000028         | HILL      |              |        | NATL                   | 186           | 0.0             |              |
| TOTAL POPULATION SERVED BY SOURCE WATER SYSTEM - - - - - |                 |           |              |        |                        | 186           |                 |              |

POPULATION SERVED FLUORIDATED DRINKING WATER BY SOURCE SYSTEM,  
CONSECUTIVE SYSTEM, AND COUNTY WITHIN STATE (AS OF 12/31/85)

# MONTANA

| WATER SYSTEM and<br>CONSECUTIVE SYSTEMS SERVED           | EPA<br>ID<br>NO | COUNTY   | CHEM<br>USED | STATUS | FLUOR<br>START<br>DATE | POP<br>SERVED | NATURAL SYSTEMS<br>NAT OPT<br>LEVEL LEVEL |
|--|-----------------|----------|--------------|--------|------------------------|---------------|---|
| CROW AGENCY  |                 | BIG HORN | NaF          | ADJ    | 11/68                  | 1122          | 1.0                                       |
| TOTAL POPULATION SERVED BY SOURCE WATER SYSTEM - - - - - |                 |          |              |        |                        | 1122          |   |
| CUSTER CO NURSING HOME                                   | 0000140         | CUSTER   |              | NATL   |                        | 121           | 0.0                                       |
| TOTAL POPULATION SERVED BY SOURCE WATER SYSTEM - - - - - |                 |          |              |        |                        | 121           |   |
| DENTON   | 0000199         | FERGUS   |              | NATL   |                        | 460           | 1.7                                       |
| TOTAL POPULATION SERVED BY SOURCE WATER SYSTEM - - - - - |                 |          |              |        |                        | 460           |   |
| DIXON AGENCY WS  |                 | SANDERS  |              | NATL   |                        | 119           | 1.0                                       |
| TOTAL POPULATION SERVED BY SOURCE WATER SYSTEM - - - - - |                 |          |              |        |                        | 119           |   |
| EAGLEMAN   |                 |          | NaF          | ADJ    |                        | 42            | 1.0                                       |
| TOTAL POPULATION SERVED BY SOURCE WATER SYSTEM - - - - - |                 |          |              |        |                        | 42            |   |
| ENNIS  | 0000208         | MADISON  |              | NATL   |                        | 501           | 0.0                                       |
| TOTAL POPULATION SERVED BY SOURCE WATER SYSTEM - - - - - |                 |          |              |        |                        | 501           |   |
| FAIRFIELD  | 0000212         | TETON    |              | NATL   |                        | 638           | 0.0                                       |
| TOTAL POPULATION SERVED BY SOURCE WATER SYSTEM - - - - - |                 |          |              |        |                        | 638           |   |
| FAIRVIEW   | 0000213         | RICHLAND |              | NATL   |                        | 1200          | 2.0                                       |
| TOTAL POPULATION SERVED BY SOURCE WATER SYSTEM - - - - - |                 |          |              |        |                        | 1200          |   |
| FISHERS TC   | 0000026         | CASCADE  |              | NATL   |                        | 48            | 0.0                                       |
| TOTAL POPULATION SERVED BY SOURCE WATER SYSTEM - - - - - |                 |          |              |        |                        | 48            |   |
| FORSYTH WAGON WHEEL TC                                   | 0000403         | ROSEBUD  |              | NATL   |                        | 84            | 5.6                                       |
| TOTAL POPULATION SERVED BY SOURCE WATER SYSTEM - - - - - |                 |          |              |        |                        | 84            |   |
| FORT BELKNAP AGENCY                                      |                 | BLAINE   | NaF          | ADJ    | /53                    | 1045          | 1.0                                       |
| TOTAL POPULATION SERVED BY SOURCE WATER SYSTEM - - - - - |                 |          |              |        |                        | 1045          |   |
| FORT KIPP  |                 |          | NaF          | ADJ    |                        | 152           | 1.0                                       |
| TOTAL POPULATION SERVED BY SOURCE WATER SYSTEM - - - - - |                 |          |              |        |                        | 152           |   |



POPULATION SERVED FLUORIDATED DRINKING WATER BY SOURCE SYSTEM,  
 CONSECUTIVE SYSTEM, AND COUNTY WITHIN STATE (AS OF 12/31/85)

**MONTANA**

| WATER SYSTEM and<br>CONSECUTIVE SYSTEMS SERVED           | EPA<br>ID<br>NO | COUNTY    | CHEM<br>USED | STATUS | FLUOR<br>START<br>DATE | POP<br>SERVED | NATURAL SYSTEMS<br>NAT OPT<br>LEVEL LEVEL |
|--|-----------------|-----------|--------------|--------|------------------------|---------------|---|
| FRANCHIE TC  | 0000468         | JEFFERSON |              |        | NATL                   | 36            | 0.0                                       |
| TOTAL POPULATION SERVED BY SOURCE WATER SYSTEM - - - - - |                 |           |              |        |                        | 36            |   |
| FRAZER   | 0000220         | VALLEY    | NaF          |        | ADJ                    | 524           | 1.0                                       |
| TOTAL POPULATION SERVED BY SOURCE WATER SYSTEM - - - - - |                 |           |              |        |                        | 524           |   |
| FROMBERG   | 0000222         | CARBON    |              |        | NATL                   | 400           | 0.9                                       |
| TOTAL POPULATION SERVED BY SOURCE WATER SYSTEM - - - - - |                 |           |              |        |                        | 400           |   |
| FRONTIER TC  | 0000038         | PARK      |              |        | NATL                   | 28            | 0.0                                       |
| TOTAL POPULATION SERVED BY SOURCE WATER SYSTEM - - - - - |                 |           |              |        |                        | 28            |   |
| GALEN  |                 | POWELL    |              |        | NATL                   | 540           | 0.0                                       |
| TOTAL POPULATION SERVED BY SOURCE WATER SYSTEM - - - - - |                 |           |              |        |                        | 540           |   |
| GERALDINE  | 0000225         | CHOUTEAU  |              |        | NATL                   | 370           | 3.0                                       |
| TOTAL POPULATION SERVED BY SOURCE WATER SYSTEM - - - - - |                 |           |              |        |                        | 370           |   |
| GLASGOW AFB  |                 | VALLEY    | NaSiF6       |        | ADJ 04/61              | 3000          | 1.0                                       |
| TOTAL POPULATION SERVED BY SOURCE WATER SYSTEM - - - - - |                 |           |              |        |                        | 3000          |   |
| GLENDIVE (PART)  | 0000229         | DAWSON    |              |        | NATL                   | 3152          | 3.8                                       |
| TOTAL POPULATION SERVED BY SOURCE WATER SYSTEM - - - - - |                 |           |              |        |                        | 3152          |   |
| GRASS RANGE  | 0000231         | FERGUS    |              |        | NATL                   | 181           | 0.9                                       |
| TOTAL POPULATION SERVED BY SOURCE WATER SYSTEM - - - - - |                 |           |              |        |                        | 181           |   |
| GREAT FALLS  | 0000525         | CASCADE   |              |        | NATL                   | 72000         | 1.5                                       |
| TOTAL POPULATION SERVED BY SOURCE WATER SYSTEM - - - - - |                 |           |              |        |                        | 72000         |   |
| GREEN STAR MHV   | 0000143         | CUSTER    |              |        | NATL                   | 111           | 0.0                                       |
| TOTAL POPULATION SERVED BY SOURCE WATER SYSTEM - - - - - |                 |           |              |        |                        | 111           |   |
| HANGMAN'S TREE WUA                                       | 0000128         | JEFFERSON |              |        | NATL                   | 230           | 0.0                                       |
| TOTAL POPULATION SERVED BY SOURCE WATER SYSTEM - - - - - |                 |           |              |        |                        | 230           |   |

POPULATION SERVED FLUORIDATED DRINKING WATER BY SOURCE SYSTEM,  
CONSECUTIVE SYSTEM, AND COUNTY WITHIN STATE (AS OF 12/31/85)

# MONTANA

| WATER SYSTEM and<br>CONSECUTIVE SYSTEMS SERVED           | EPA<br>ID<br>NO | COUNTY      | CHEM<br>USED | STATUS | FLUOR<br>START<br>DATE | POP<br>SERVED | NATURAL SYSTEMS |              |
|--|-----------------|-------------|--------------|--------|------------------------|---------------|-----------------|--------------|
|  |                 |             |              |        |                        |               | NAT<br>LEVEL    | OPT<br>LEVEL |
| HARDIN   | 0000235         | BIG HORN    | NaF          | ADJ    | 11/73                  | 4300          |                 | 1.0          |
| TOTAL POPULATION SERVED BY SOURCE WATER SYSTEM - - - - - |                 |             |              |        |                        | 4300          |                 |              |
| HARLOWTON  | 0000240         | WHEATLAND   |              | NATL   |                        | 1375          |                 | 1.8          |
| TOTAL POPULATION SERVED BY SOURCE WATER SYSTEM - - - - - |                 |             |              |        |                        | 1375          |                 |              |
| HAVRE COUNTRY LANES TC                                   | 0000028         | HILL        |              | NATL   |                        | 186           |                 | 1.6          |
| TOTAL POPULATION SERVED BY SOURCE WATER SYSTEM - - - - - |                 |             |              |        |                        | 186           |                 |              |
| HAYES/WHITE COW CANYON                                   |                 |             |              | NATL   |                        | 302           |                 | 1.4          |
| TOTAL POPULATION SERVED BY SOURCE WATER SYSTEM - - - - - |                 |             |              |        |                        | 302           |                 |              |
| HEART BUTTE  |                 |             | NaF          | ADJ    |                        | 3100          |                 | 1.0          |
| TOTAL POPULATION SERVED BY SOURCE WATER SYSTEM - - - - - |                 |             |              |        |                        | 3100          |                 |              |
| HIGHLAND MHP   | 0000408         | DAWSON      |              | NATL   |                        | 55            |                 | 0.0          |
| TOTAL POPULATION SERVED BY SOURCE WATER SYSTEM - - - - - |                 |             |              |        |                        | 55            |                 |              |
| HOMESTEAD ACRES  | 0000526         | CASCADE     |              | NATL   |                        | 100           |                 | 0.0          |
| TOTAL POPULATION SERVED BY SOURCE WATER SYSTEM - - - - - |                 |             |              |        |                        | 100           |                 |              |
| JORDON   | 0000257         | GARFIELD    |              | NATL   |                        | 419           |                 | 0.9          |
| TOTAL POPULATION SERVED BY SOURCE WATER SYSTEM - - - - - |                 |             |              |        |                        | 419           |                 |              |
| JUDITH GAP   | 0000258         | WHEATLAND   |              | NATL   |                        | 175           |                 | 1.0          |
| TOTAL POPULATION SERVED BY SOURCE WATER SYSTEM - - - - - |                 |             |              |        |                        | 175           |                 |              |
| LAMBERT  | 0000269         | RICHLAND    |              | NATL   |                        | 250           |                 | 2.0          |
| TOTAL POPULATION SERVED BY SOURCE WATER SYSTEM - - - - - |                 |             |              |        |                        | 250           |                 |              |
| LAST STAR  |                 |             |              | ADJ    |                        | 215           |                 | 0.0          |
| TOTAL POPULATION SERVED BY SOURCE WATER SYSTEM - - - - - |                 |             |              |        |                        | 215           |                 |              |
| LAUREL   | 0000270         | YELLOWSTONE | NaSiF6       | ADJ    | 11/58                  | 5500          |                 | 1.0          |
| TOTAL POPULATION SERVED BY SOURCE WATER SYSTEM - - - - - |                 |             |              |        |                        | 5500          |                 |              |

POPULATION SERVED FLUORIDATED DRINKING WATER BY SOURCE SYSTEM,  
CONSECUTIVE SYSTEM, AND COUNTY WITHIN STATE (AS OF 12/31/85)

# MONTANA

| WATER SYSTEM and<br>CONSECUTIVE SYSTEMS SERVED | EPA<br>ID<br>NO | COUNTY      | CHEM<br>USED | STATUS | FLUOR.<br>START<br>DATE | POP<br>SERVED | NATURAL SYSTEMS |               |
|--|-----------------|-------------|--------------|--------|-------------------------|---------------|-----------------|---------------|
|  |                 |             |              |        |                         |               | NAT<br>LEVEL    | OPT.<br>LEVEL |
| LEWISTOWN DEERFIELD COLONY                     | 0000431         | MEAGHER     |              |        | NATL                    | 42            | 1.0             |               |
| TOTAL POPULATION SERVED BY SOURCE WATER SYSTEM |                 |             |              |        |                         | 42            |                 |               |
| M & R MOBILE VIL                               |                 | RIGHLAND    |              |        | NATL                    | 309           | 0.0             |               |
| TOTAL POPULATION SERVED BY SOURCE WATER SYSTEM |                 |             |              |        |                         | 309           |                 |               |
| MALMSTROM AFB                                  | 0000515         | CASCADE     |              |        | NATL                    | 7000          | 0.0             |               |
| TOTAL POPULATION SERVED BY SOURCE WATER SYSTEM |                 |             |              |        |                         | 7000          |                 |               |
| MILES CITY                                     | 0000291         | CUSTER      | NaSiF6       | ADJ    | 07/55                   | 9600          | 1.0             |               |
| TOTAL POPULATION SERVED BY SOURCE WATER SYSTEM |                 |             |              |        |                         | 9600          |                 |               |
| MONTANA DEVELOPMENT CIR                        |                 | JEFFERSON   | NaF          | ADJ    |                         | 450           | 1.0             |               |
| TOTAL POPULATION SERVED BY SOURCE WATER SYSTEM |                 |             |              |        |                         | 450           |                 |               |
| MUSSELSHELL                                    | 0000296         | MUSSELSHELL |              |        | NATL                    | 85            | 1.4             |               |
| TOTAL POPULATION SERVED BY SOURCE WATER SYSTEM |                 |             |              |        |                         | 85            |                 |               |
| NASHUA   | 0000297         | VALLEY      |              |        | NATL                    | 513           | 0.9             |               |
| TOTAL POPULATION SERVED BY SOURCE WATER SYSTEM |                 |             |              |        |                         | 513           |                 |               |
| NEW TOWN                                       |                 |             | NaF          | ADJ    |                         | 152           | 1.0             |               |
| TOTAL POPULATION SERVED BY SOURCE WATER SYSTEM |                 |             |              |        |                         | 152           |                 |               |
| OPEIM AFB                                      |                 | VALLEY      |              |        | NATL                    | 602           | 0.0             |               |
| TOTAL POPULATION SERVED BY SOURCE WATER SYSTEM |                 |             |              |        |                         | 602           |                 |               |
| OPHEIM   | 0000301         | VALLEY      |              |        | NATL                    | 300           | 1.9             |               |
| TOTAL POPULATION SERVED BY SOURCE WATER SYSTEM |                 |             |              |        |                         | 300           |                 |               |
| PARKER   |                 |             | NaF          | ADJ    |                         | 36            | 1.0             |               |
| TOTAL POPULATION SERVED BY SOURCE WATER SYSTEM |                 |             |              |        |                         | 36            |                 |               |
| PLEVNA   | 0000307         | FALLON      |              |        | NATL                    | 200           | 0.9             |               |
| TOTAL POPULATION SERVED BY SOURCE WATER SYSTEM |                 |             |              |        |                         | 200           |                 |               |

POPULATION SERVED FLUORIDATED DRINKING WATER BY SOURCE SYSTEM,  
CONSECUTIVE SYSTEM, AND COUNTY WITHIN STATE (AS OF 12/31/85)

**MONTANA**

| WATER SYSTEM and<br>CONSECUTIVE SYSTEMS SERVED           | EPA<br>ID<br>NO | COUNTY          | CHEM<br>USED | STATUS | FLUOR<br>START<br>DATE | POP<br>SERVED | NATURAL SYSTEMS<br>NAT<br>LEVEL | OPT<br>LEVEL |
|--|-----------------|-----------------|--------------|--------|------------------------|---------------|---------------------------------|--------------|
| POPLAR   | 0000310         | ROOSEVELT       | NaF          | ADJ    | 06/70                  | 1389          |                                 | 1.0          |
| TOTAL POPULATION SERVED BY SOURCE WATER SYSTEM - - - - - |                 |                 |              |        |                        | 1389          |                                 |              |
| POWER WATER USERS ASSN                                   |                 | TETON           |              | NATL   |                        | 91            |                                 | 0.0          |
| TOTAL POPULATION SERVED BY SOURCE WATER SYSTEM - - - - - |                 |                 |              |        |                        | 91            |                                 |              |
| POWER-TETON CO WD  | 0000311         | TETON           |              | NATL   |                        | 170           |                                 | 0.8          |
| TOTAL POPULATION SERVED BY SOURCE WATER SYSTEM - - - - - |                 |                 |              |        |                        | 170           |                                 |              |
| RADAS TC   | 0000049         | CASCADE         |              | NATL   |                        | 33            |                                 | 0.0          |
| TOTAL POPULATION SERVED BY SOURCE WATER SYSTEM - - - - - |                 |                 |              |        |                        | 33            |                                 |              |
| RICHEY   | 0000316         | DAWSON          |              | NATL   |                        | 389           |                                 | 4.3          |
| TOTAL POPULATION SERVED BY SOURCE WATER SYSTEM - - - - - |                 |                 |              |        |                        | 389           |                                 |              |
| RIVERSHORE MHP   | 0000414         | CASCADE         |              | NATL   |                        | 147           |                                 | 0.0          |
| TOTAL POPULATION SERVED BY SOURCE WATER SYSTEM - - - - - |                 |                 |              |        |                        | 147           |                                 |              |
| ROCKY BOY AGENCY   |                 | HILL            | NaF          | ADJ    | 07/72                  | 69            |                                 | 1.0          |
| TOTAL POPULATION SERVED BY SOURCE WATER SYSTEM - - - - - |                 |                 |              |        |                        | 69            |                                 |              |
| ROCKY BOY SCHOOL   |                 | HILL            |              | ADJ    |                        | 300           |                                 | 1.0          |
| TOTAL POPULATION SERVED BY SOURCE WATER SYSTEM - - - - - |                 |                 |              |        |                        | 300           |                                 |              |
| SAND-COULEE WUA  | 0000325         | CASCADE         |              | NATL   |                        | 625           |                                 | 1.3          |
| TOTAL POPULATION SERVED BY SOURCE WATER SYSTEM - - - - - |                 |                 |              |        |                        | 625           |                                 |              |
| SCOBEY   | 0000326         | DANIELS         | NaF          | ADJ    | /71                    | 1400          |                                 | 1.0          |
| TOTAL POPULATION SERVED BY SOURCE WATER SYSTEM - - - - - |                 |                 |              |        |                        | 1400          |                                 |              |
| SPRING GROVE TC  | 0000412         | DAWSON          |              | NATL   |                        | 135           |                                 | 0.0          |
| TOTAL POPULATION SERVED BY SOURCE WATER SYSTEM - - - - - |                 |                 |              |        |                        | 135           |                                 |              |
| SPRING STREET TC   | 0000952         | LEWIS AND CLARK |              | NATL   |                        | 72            |                                 | 0.0          |
| TOTAL POPULATION SERVED BY SOURCE WATER SYSTEM - - - - - |                 |                 |              |        |                        | 72            |                                 |              |

POPULATION SERVED FLUORIDATED DRINKING WATER BY SOURCE SYSTEM,  
 CONSECUTIVE SYSTEM, AND COUNTY WITHIN STATE (AS OF 12/31/85)

# MONTANA

| WATER SYSTEM and<br>CONSECUTIVE SYSTEMS SERVED           | EPA<br>ID<br>NO | COUNTY    | CHEM<br>USED | STATUS | FLUOR<br>START<br>DATE | POP<br>SERVED | NATURAL SYSTEMS |              |
|--|-----------------|-----------|--------------|--------|------------------------|---------------|-----------------|--------------|
|  |                 |           |              |        |                        |               | NAT<br>LEVEL    | OPT<br>LEVEL |
| SUNBRUST   | 0000338         | MINERAL   |              |        | NATL                   | 604           | 1.3             |              |
| TOTAL POPULATION SERVED BY SOURCE WATER SYSTEM - - - - - |                 |           |              |        |                        | 604           |                 |              |
| THREE FORKS  | 0000343         | GALLATIN  |              |        | NATL                   | 1188          | 2.0             |              |
| TOTAL POPULATION SERVED BY SOURCE WATER SYSTEM - - - - - |                 |           |              |        |                        | 1188          |                 |              |
| TRIDENT (IDEAL CEMENT CO)                                | 0000346         | GALLATIN  |              |        | NATL                   | 42            | 1.0             |              |
| TOTAL POPULATION SERVED BY SOURCE WATER SYSTEM - - - - - |                 |           |              |        |                        | 42            |                 |              |
| WHITEHALL  | 0000359         | JEFFERSON |              |        | NATL                   | 1040          | 0.9             |              |
| TOTAL POPULATION SERVED BY SOURCE WATER SYSTEM - - - - - |                 |           |              |        |                        | 1040          |                 |              |
| WIBALX   | 0000361         | WIBALX    |              |        | NATL                   | 600           | 2.5             |              |
| TOTAL POPULATION SERVED BY SOURCE WATER SYSTEM - - - - - |                 |           |              |        |                        | 600           |                 |              |
| WINNETT  | 0000364         | PETROLEUM |              |        | NATL                   | 257           | 0.0             |              |
| TOTAL POPULATION SERVED BY SOURCE WATER SYSTEM - - - - - |                 |           |              |        |                        | 257           |                 |              |

POPULATION SERVED FLUORIDATED DRINKING WATER BY SOURCE SYSTEM,  
CONSECUTIVE SYSTEM, AND COUNTY WITHIN STATE (AS OF 12/31/85)

# NEBRASKA

| WATER SYSTEM and<br>CONSECUTIVE SYSTEMS SERVED           | EPA<br>ID<br>NO | COUNTY     | CHEM<br>USED | STATUS | FLUOR<br>START<br>DATE | POP<br>SERVED | NATURAL SYSTEMS<br>NAT<br>LEVEL | OPT<br>LEVEL |
|--|-----------------|------------|--------------|--------|------------------------|---------------|---------------------------------|--------------|
| ALBION   | 3101102         | BOONE      | Acid         | ADJ    | 12/75                  | 2200          |                                 | 1.0          |
| TOTAL POPULATION SERVED BY SOURCE WATER SYSTEM - - - - - |                 |            |              |        |                        | 2200          |                                 |              |
| ALLEN  | 3105101         | DIXON      | Acid         | ADJ    | 10/74                  | 312           |                                 | 1.0          |
| TOTAL POPULATION SERVED BY SOURCE WATER SYSTEM - - - - - |                 |            |              |        |                        | 312           |                                 |              |
| ALLIANCE   | 3101302         | BOX BUTTE  |              | NATL   |                        | 8500          | 0.9                             |              |
| TOTAL POPULATION SERVED BY SOURCE WATER SYSTEM - - - - - |                 |            |              |        |                        | 8500          |                                 |              |
| AUBURN   | 3112703         | NEMAHA     | Acid         | ADJ    | 02/74                  | 3650          |                                 | 1.0          |
| TOTAL POPULATION SERVED BY SOURCE WATER SYSTEM - - - - - |                 |            |              |        |                        | 3650          |                                 |              |
| BASSETT  | 3114902         | ROCK       | Acid         | ADJ    | 02/76                  | 980           |                                 | 1.0          |
| TOTAL POPULATION SERVED BY SOURCE WATER SYSTEM - - - - - |                 |            |              |        |                        | 980           |                                 |              |
| BEATRICE ST HOME   | 3106703         | GAGE       | Acid         | ADJ    | 12/65                  | 1376          |                                 | 1.0          |
| TOTAL POPULATION SERVED BY SOURCE WATER SYSTEM - - - - - |                 |            |              |        |                        | 1376          |                                 |              |
| BELDEN   | 3102707         | CEDAR      | Acid         | ADJ    | 02/75                  | 165           |                                 | 1.0          |
| TOTAL POPULATION SERVED BY SOURCE WATER SYSTEM - - - - - |                 |            |              |        |                        | 165           |                                 |              |
| BELLEVUE   | 3115306         | SARPY      | Acid         | ADJ    | 12/66                  | 18000         |                                 | 1.0          |
| TOTAL POPULATION SERVED BY SOURCE WATER SYSTEM - - - - - |                 |            |              |        |                        | 18000         |                                 |              |
| BENKELMAN  | 3105701         | DUNDY      |              | NATL   |                        | 1380          | 1.9                             |              |
| TOTAL POPULATION SERVED BY SOURCE WATER SYSTEM - - - - - |                 |            |              |        |                        | 1380          |                                 |              |
| BLAIR  | 3117905         | WASHINGTON | Acid         | ADJ    | 02/75                  | 6100          |                                 | 1.0          |
| TOTAL POPULATION SERVED BY SOURCE WATER SYSTEM - - - - - |                 |            |              |        |                        | 6100          |                                 |              |
| BLOOMFIELD   | 3110708         | KNOX       | Acid         | ADJ    | 04/75                  | 1290          |                                 | 1.0          |
| TOTAL POPULATION SERVED BY SOURCE WATER SYSTEM - - - - - |                 |            |              |        |                        | 1290          |                                 |              |
| BLUE HILL  | 3118302         | WEBSTER    | Acid         | ADJ    | 03/71                  | 820           |                                 | 1.0          |
| TOTAL POPULATION SERVED BY SOURCE WATER SYSTEM - - - - - |                 |            |              |        |                        | 820           |                                 |              |

POPULATION SERVED FLUORIDATED DRINKING WATER BY SOURCE SYSTEM,  
CONSECUTIVE SYSTEM, AND COUNTY WITHIN STATE (AS OF 12/31/85)

**NEBRASKA**

| WATER SYSTEM and<br>CONSECUTIVE SYSTEMS SERVED | EPA<br>ID<br>NO | COUNTY    | CHEM<br>USED | STATUS | FLUOR<br>START<br>DATE | POP<br>SERVED  | NATURAL SYSTEMS |              |
|--|-----------------|-----------|--------------|--------|------------------------|--|-----------------|--------------|
|  |                 |           |              |        |                        |  | NAT<br>LEVEL    | OPT<br>LEVEL |
| CLARKS   | 3112101         | MERRICK   |              | NATL   |                        | 480  | 1.3             |              |
|  |                 |           |              |        |                        | TOTAL POPULATION SERVED BY SOURCE WATER SYSTEM - - - - - | 480             |              |
| COLERIDGE                                      | 3102706         | CEDAR     | Acid         | ADJ    | 04/79                  | 600  | 1.0             |              |
|  |                 |           |              |        |                        | TOTAL POPULATION SERVED BY SOURCE WATER SYSTEM - - - - - | 600             |              |
| COLLMBUS                                       | 3114110         | PLATTE    | NaSiF6       | ADJ    | 10/61                  | 15471  | 1.0             |              |
|  |                 |           |              |        |                        | TOTAL POPULATION SERVED BY SOURCE WATER SYSTEM - - - - - | 15471           |              |
| COOK   | 3109701         | JOHNSON   | Acid         | ADJ    | 07/76                  | 328  | 1.0             |              |
|  |                 |           |              |        |                        | TOTAL POPULATION SERVED BY SOURCE WATER SYSTEM - - - - - | 328             |              |
| CREIGHTON                                      | 3110705         | KNOX      | Acid         | ADJ    | 06/75                  | 11461  | 1.0             |              |
|  |                 |           |              |        |                        | TOTAL POPULATION SERVED BY SOURCE WATER SYSTEM - - - - - | 11461           |              |
| CROFTON  | 3110704         | KNOX      | Acid         | ADJ    | 02/76                  | 630  | 1.0             |              |
|  |                 |           |              |        |                        | TOTAL POPULATION SERVED BY SOURCE WATER SYSTEM - - - - - | 630             |              |
| CULBERTSON                                     | 3108702         | HITCHCOCK |              | NATL   |                        | 801  | 1.2             |              |
|  |                 |           |              |        |                        | TOTAL POPULATION SERVED BY SOURCE WATER SYSTEM - - - - - | 801             |              |
| ELGIN  | 3100307         | ANTELOPE  | Acid         | ADJ    | 05/76                  | 920  | 1.0             |              |
|  |                 |           |              |        |                        | TOTAL POPULATION SERVED BY SOURCE WATER SYSTEM - - - - - | 920             |              |
| EMERSON  | 3104305         | DAKOTA    | Acid         | ADJ    | 07/75                  | 850  | 1.0             |              |
|  |                 |           |              |        |                        | TOTAL POPULATION SERVED BY SOURCE WATER SYSTEM - - - - - | 850             |              |
| FAIRBURY                                       | 3109507         | JEFFERSON | Acid         | ADJ    | 11/52                  | 5200   | 1.0             |              |
|  |                 |           |              |        |                        | TOTAL POPULATION SERVED BY SOURCE WATER SYSTEM - - - - - | 5200            |              |
| FULLERTON                                      | 3112503         | NANCE     | Acid         | ADJ    | 12/75                  | 1440   | 1.0             |              |
|  |                 |           |              |        |                        | TOTAL POPULATION SERVED BY SOURCE WATER SYSTEM - - - - - | 1440            |              |
| HAMPTON  | 3108102         | HAMILTON  |              | ADJ    |                        | 400  | 1.0             |              |
|  |                 |           |              |        |                        | TOTAL POPULATION SERVED BY SOURCE WATER SYSTEM - - - - - | 400             |              |

POPULATION SERVED FLUORIDATED DRINKING WATER BY SOURCE SYSTEM,  
 CONSECUTIVE SYSTEM, AND COUNTY WITHIN STATE (AS OF 12/31/85)

# NEBRASKA

| WATER SYSTEM and<br>CONSECUTIVE SYSTEMS SERVED           | EPA<br>ID<br>NO | COUNTY        | CHEM<br>USED | STATUS | FLUOR<br>START<br>DATE | POP<br>SERVED | NATURAL SYSTEMS<br>NAT<br>LEVEL | OPT<br>LEVEL |
|--|-----------------|---------------|--------------|--------|------------------------|---------------|---------------------------------|--------------|
| HARTINGTON   | 3102702         | CEDAR         | Acid         | ADJ    | 03/76                  | 1580          |                                 | 1.0          |
| TOTAL POPULATION SERVED BY SOURCE WATER SYSTEM - - - - - |                 |               |              |        |                        | 1580          |                                 |              |
| HICKMAN  | 3110917         | LANCASTER     | Acid         | ADJ    | 04/77                  | 696           |                                 | 1.0          |
| TOTAL POPULATION SERVED BY SOURCE WATER SYSTEM - - - - - |                 |               |              |        |                        | 696           |                                 |              |
| HUMPHREY   | 3114103         | PLATTE        |              | ADJ    | 05/75                  | 900           |                                 | 1.0          |
| TOTAL POPULATION SERVED BY SOURCE WATER SYSTEM - - - - - |                 |               |              |        |                        | 900           |                                 |              |
| INDIANOLA  | 3114506         | RED WILLOW    |              | NATL   |                        | 672           | 0.9                             |              |
| TOTAL POPULATION SERVED BY SOURCE WATER SYSTEM - - - - - |                 |               |              |        |                        | 672           |                                 |              |
| JACKSON  | 3104302         | DAKOTA        |              | NATL   |                        | 232           | 1.1                             |              |
| TOTAL POPULATION SERVED BY SOURCE WATER SYSTEM - - - - - |                 |               |              |        |                        | 232           |                                 |              |
| KEARNEY  | 3101906         | BUFFALO       | Acid         | ADJ    | 11/75                  | 19181         |                                 | 1.0          |
| TOTAL POPULATION SERVED BY SOURCE WATER SYSTEM - - - - - |                 |               |              |        |                        | 19181         |                                 |              |
| LAUREL   | 3102705         | CEDAR         |              | ADJ    | 05/84                  | 1010          |                                 | 1.0          |
| TOTAL POPULATION SERVED BY SOURCE WATER SYSTEM - - - - - |                 |               |              |        |                        | 1010          |                                 |              |
| LINCOLN  | 3110926         | LANCASTER     | Acid         | ADJ    | 11/70                  | 32113         |                                 | 1.0          |
| TOTAL POPULATION SERVED BY SOURCE WATER SYSTEM - - - - - |                 |               |              |        |                        | 32113         |                                 |              |
| LOUISVILLE   | 3102512         | CASS          |              | ADJ    | 01/75                  | 1022          |                                 | 1.0          |
| TOTAL POPULATION SERVED BY SOURCE WATER SYSTEM - - - - - |                 |               |              |        |                        | 1022          |                                 |              |
| LYMAN  | 3115710         | SCOTT'S BLUFF |              | ADJ    |                        | 540           |                                 | 1.0          |
| TOTAL POPULATION SERVED BY SOURCE WATER SYSTEM - - - - - |                 |               |              |        |                        | 540           |                                 |              |
| LYONS  | 3102103         | BURT          | NaF          | ADJ    | 04/78                  | 1140          |                                 | 1.0          |
| TOTAL POPULATION SERVED BY SOURCE WATER SYSTEM - - - - - |                 |               |              |        |                        | 1140          |                                 |              |
| MACY   | 0000001         | THURSTON      |              | NATL   |                        | 1560          | 0.0                             |              |
| TOTAL POPULATION SERVED BY SOURCE WATER SYSTEM - - - - - |                 |               |              |        |                        | 1560          |                                 |              |



POPULATION SERVED FLUORIDATED DRINKING WATER BY SOURCE SYSTEM,  
CONSECUTIVE SYSTEM, AND COUNTY WITHIN STATE (AS OF 12/31/85)

# NEBRASKA

| WATER SYSTEM and<br>CONSECUTIVE SYSTEMS SERVED           | EPA<br>ID<br>NO | COUNTY        | CHEM<br>USED | STATUS | FLUOR<br>START<br>DATE | POP<br>SERVED | NATURAL SYSTEMS<br>NAT OPT<br>LEVEL LEVEL |
|--|-----------------|---------------|--------------|--------|------------------------|---------------|---|
| MINDEN   | 3109904         | KEARNEY       | NaF          | ADJ    | 09/66                  | 2670          | 1.0                                       |
| TOTAL POPULATION SERVED BY SOURCE WATER SYSTEM - - - - - |                 |               |              |        |                        | 2670          |   |
| NEBRASKA CITY  | 3113106         | OTOE          | NaSiF6       | ADJ    | 09/52                  | 7441          | 1.0                                       |
| TOTAL POPULATION SERVED BY SOURCE WATER SYSTEM - - - - - |                 |               |              |        |                        | 7441          |   |
| NELIGH   | 3100305         | ANTELOPE      | Acid         | ADJ    | 01/66                  | 1764          | 1.0                                       |
| TOTAL POPULATION SERVED BY SOURCE WATER SYSTEM - - - - - |                 |               |              |        |                        | 1764          |   |
| NELSON   | 3112903         | NUCKOLLS      | Acid         | ADJ    | 12/75                  | 740           | 1.0                                       |
| TOTAL POPULATION SERVED BY SOURCE WATER SYSTEM - - - - - |                 |               |              |        |                        | 740           |   |
| O'NEILL  | 3108904         | HOLT          | NaSiF6       | ADJ    | 10/70                  | 3837          | 1.0                                       |
| TOTAL POPULATION SERVED BY SOURCE WATER SYSTEM - - - - - |                 |               |              |        |                        | 3837          |   |
| OAKDALE  | 3100302         | ANTELOPE      |              | ADJ    |                        | 322           | 1.0                                       |
| TOTAL POPULATION SERVED BY SOURCE WATER SYSTEM - - - - - |                 |               |              |        |                        | 322           |   |
| OAKLAND  | 3102101         | BURT          |              | NATL   |                        | 1355          | 1.1                                       |
| TOTAL POPULATION SERVED BY SOURCE WATER SYSTEM - - - - - |                 |               |              |        |                        | 1355          |   |
| OFFUTT AFB   |                 | SARPY         |              | ADJ    | 06/57                  | 8787          | 1.0                                       |
| TOTAL POPULATION SERVED BY SOURCE WATER SYSTEM - - - - - |                 |               |              |        |                        | 8787          |   |
| OGALLALA   | 3110102         | KEITH         | Acid         | ADJ    | 06/75                  | 5200          | 1.0                                       |
| TOTAL POPULATION SERVED BY SOURCE WATER SYSTEM - - - - - |                 |               |              |        |                        | 5200          |   |
| OMAHA MUD  | 3105507         | DOUGLAS       | Acid         | ADJ    | 10/68                  | 350000        | 1.0                                       |
| CARTER LAKE, IA  | 7812079         | POTTAWATTAMIE |              | CONS   |                        | 0             |   |
| TOTAL POPULATION SERVED BY SOURCE WATER SYSTEM - - - - - |                 |               |              |        |                        | 350000        |   |
| OSMOND   | 3113903         | PIERCE        | Acid         | ADJ    | 01/75                  | 800           | 1.0                                       |
| TOTAL POPULATION SERVED BY SOURCE WATER SYSTEM - - - - - |                 |               |              |        |                        | 800           |   |
| PALISADE   | 3120023         | HITCHCOCK     |              | NATL   |                        | 240           | 0.8                                       |
| TOTAL POPULATION SERVED BY SOURCE WATER SYSTEM - - - - - |                 |               |              |        |                        | 240           |   |

POPULATION SERVED FLUORIDATED DRINKING WATER BY SOURCE SYSTEM,  
CONSECUTIVE SYSTEM, AND COUNTY WITHIN STATE (AS OF 12/31/85)

# NEBRASKA

| WATER SYSTEM and<br>CONSECUTIVE SYSTEMS SERVED           | EPA<br>ID<br>NO | COUNTY     | CHEM<br>USED | STATUS | FLUOR<br>START<br>DATE | POP<br>SERVED | NATURAL SYSTEMS |              |
|--|-----------------|------------|--------------|--------|------------------------|---------------|-----------------|--------------|
|  |                 |            |              |        |                        |               | NAT<br>LEVEL    | OPT<br>LEVEL |
| PAPILLION  | 3115313         | SARPY      | Acid         | ADJ    | 01/78                  | 7000          |                 | 1.0          |
| TOTAL POPULATION SERVED BY SOURCE WATER SYSTEM - - - - - |                 |            |              |        |                        | 7000          |                 |              |
| PLATTSMOUTH  | 3102510         | CASS       | Acid         | ADJ    | 02/79                  | 6371          |                 | 1.0          |
| TOTAL POPULATION SERVED BY SOURCE WATER SYSTEM - - - - - |                 |            |              |        |                        | 6371          |                 |              |
| PONCA  | 3105106         | DIXON      |              | NATL   |                        | 984           | 0.7             |              |
| TOTAL POPULATION SERVED BY SOURCE WATER SYSTEM - - - - - |                 |            |              |        |                        | 984           |                 |              |
| RED CLOUD  | 3110301         | WEBSTER    | Acid         | ADJ    | 12/74                  | 1630          |                 | 1.0          |
| TOTAL POPULATION SERVED BY SOURCE WATER SYSTEM - - - - - |                 |            |              |        |                        | 1630          |                 |              |
| RUSHVILLE  | 3116101         | SHERIDAN   | Acid         | ADJ    | 09/65                  | 1130          |                 | 1.0          |
| TOTAL POPULATION SERVED BY SOURCE WATER SYSTEM - - - - - |                 |            |              |        |                        | 1130          |                 |              |
| SCRIBNER   | 3105302         | DODGE      | Acid         | ADJ    | 05/75                  | 1038          |                 | 1.0          |
| TOTAL POPULATION SERVED BY SOURCE WATER SYSTEM - - - - - |                 |            |              |        |                        | 1038          |                 |              |
| STELLA   | 3114710         | RICHARDSON | Acid         | ADJ    | 11/77                  | 300           |                 | 1.0          |
| TOTAL POPULATION SERVED BY SOURCE WATER SYSTEM - - - - - |                 |            |              |        |                        | 300           |                 |              |
| SIRATTON   | 3108701         | HITCHCOCK  |              | NATL   |                        | 490           | 1.3             |              |
| TOTAL POPULATION SERVED BY SOURCE WATER SYSTEM - - - - - |                 |            |              |        |                        | 490           |                 |              |
| SUPERIOR   | 3112904         | NUCKOLLS   | NaSiF6       | ADJ    | 07/51                  | 3180          |                 | 1.0          |
| TOTAL POPULATION SERVED BY SOURCE WATER SYSTEM - - - - - |                 |            |              |        |                        | 3180          |                 |              |
| SYRACUSE   | 3113104         | OTOE       | Acid         | ADJ    | 10/76                  | 1562          |                 | 1.0          |
| TOTAL POPULATION SERVED BY SOURCE WATER SYSTEM - - - - - |                 |            |              |        |                        | 1562          |                 |              |
| TECUMSEH   | 3109705         | JOHNSON    | Acid         | ADJ    | 08/77                  | 2158          |                 | 1.0          |
| TOTAL POPULATION SERVED BY SOURCE WATER SYSTEM - - - - - |                 |            |              |        |                        | 2158          |                 |              |
| TILDEN   | 3100301         | MADISON    | Acid         | ADJ    | 06/77                  | 947           |                 | 1.0          |
| TOTAL POPULATION SERVED BY SOURCE WATER SYSTEM - - - - - |                 |            |              |        |                        | 947           |                 |              |

POPULATION SERVED FLUORIDATED DRINKING WATER BY SOURCE SYSTEM,  
 CONSECUTIVE SYSTEM, AND COUNTY WITHIN STATE (AS OF 12/31/85)

**NEBRASKA**

| WATER SYSTEM and<br>CONSECUTIVE SYSTEMS SERVED           | EPA<br>ID<br>NO | COUNTY    | CHEM<br>USED | STATUS | FLUOR<br>START<br>DATE | POP<br>SERVED | NATURAL SYSTEMS<br>NAT OPT<br>LEVEL LEVEL |
|--|-----------------|-----------|--------------|--------|------------------------|---------------|---|
| TRENTON  | 3108503         | HITCHCOCK |              |        | NATL                   | 770           | 1.2                                       |
| TOTAL POPULATION SERVED BY SOURCE WATER SYSTEM - - - - - |                 |           |              |        |                        | 770           |   |
| UTICA  | 3115913         | SEWARD    | Acid         | ADJ    | 07/67                  | 600           | 1.0                                       |
| TOTAL POPULATION SERVED BY SOURCE WATER SYSTEM - - - - - |                 |           |              |        |                        | 600           |   |
| VERDEL   | 3110712         | KNOX      |              |        | NATL                   | 70            | 0.7                                       |
| TOTAL POPULATION SERVED BY SOURCE WATER SYSTEM - - - - - |                 |           |              |        |                        | 70            |   |
| WAUNETA  | 3102901         | CHASE     |              |        | NATL                   | 738           | 1.0                                       |
| TOTAL POPULATION SERVED BY SOURCE WATER SYSTEM - - - - - |                 |           |              |        |                        | 738           |   |
| WAUSA  | 3110711         | KNOX      | Acid         | ADJ    | 11/75                  | 720           | 1.0                                       |
| TOTAL POPULATION SERVED BY SOURCE WATER SYSTEM - - - - - |                 |           |              |        |                        | 720           |   |
| WAYNE  | 3118104         | WAYNE     | Acid         | ADJ    | 05/75                  | 5400          | 1.0                                       |
| TOTAL POPULATION SERVED BY SOURCE WATER SYSTEM - - - - - |                 |           |              |        |                        | 5400          |   |
| WINNEBAGO  | 3117302         | THURSTON  |              |        | ADJ                    | 1025          | 0.0                                       |
| TOTAL POPULATION SERVED BY SOURCE WATER SYSTEM - - - - - |                 |           |              |        |                        | 1025          |   |

POPULATION SERVED FLUORIDATED DRINKING WATER BY SOURCE SYSTEM,  
CONSECUTIVE SYSTEM, AND COUNTY WITHIN STATE (AS OF 12/31/85)

## NEVADA

| WATER SYSTEM and<br>CONSECUTIVE SYSTEMS SERVED           | EPA<br>ID<br>NO | COUNTY    | CHEM<br>USED | STATUS | FLUOR<br>START<br>DATE | POP<br>SERVED | NATURAL SYSTEMS<br>NAT OPT<br>LEVEL LEVEL |
|--|-----------------|-----------|--------------|--------|------------------------|---------------|---|
| ALAMO  | 0000005         | LINCOLN   |              |        | NATL                   | 700           | 1.2                                       |
| TOTAL POPULATION SERVED BY SOURCE WATER SYSTEM - - - - - |                 |           |              |        |                        | 700           |   |
| BEATTY   | 0000009         | NYE       |              |        | NATL                   | 1050          | 5.0                                       |
| TOTAL POPULATION SERVED BY SOURCE WATER SYSTEM - - - - - |                 |           |              |        |                        | 1050          |   |
| CALIENIE   | 0000013         | LINCOLN   |              |        | NATL                   | 1550          | 2.0                                       |
| TOTAL POPULATION SERVED BY SOURCE WATER SYSTEM - - - - - |                 |           |              |        |                        | 1550          |   |
| CAMPBELL RANCH   | 3200171         |           |              |        | ADJ 08/82              | 42            | 1.6                                       |
| TOTAL POPULATION SERVED BY SOURCE WATER SYSTEM - - - - - |                 |           |              |        |                        | 42            |   |
| CARSON COLONY  | 3200161         | LYON      |              |        | ADJ                    | 190           | 0.0                                       |
| TOTAL POPULATION SERVED BY SOURCE WATER SYSTEM - - - - - |                 |           |              |        |                        | 190           |   |
| CRYSTAL CLEAR WATER CO                                   | 0000361         | LYON      |              |        | NATL                   | 35            | 2.8                                       |
| TOTAL POPULATION SERVED BY SOURCE WATER SYSTEM - - - - - |                 |           |              |        |                        | 35            |   |
| DRESSLERVILLE  | 3200162         |           |              |        | ADJ 11/85              | 156           | 1.6                                       |
| TOTAL POPULATION SERVED BY SOURCE WATER SYSTEM - - - - - |                 |           |              |        |                        | 156           |   |
| DUCKWATER COMMUNITY WS                                   | 3200163         |           |              |        | ADJ 08/85              | 42            | 1.6                                       |
| TOTAL POPULATION SERVED BY SOURCE WATER SYSTEM - - - - - |                 |           |              |        |                        | 42            |   |
| DUCKWATER SCHOOL SYS                                     | 3200175         |           |              |        | ADJ 08/85              | 25            | 1.6                                       |
| TOTAL POPULATION SERVED BY SOURCE WATER SYSTEM - - - - - |                 |           |              |        |                        | 25            |   |
| EMBRY'S LITTLE NEVADA SUBD                               | 0000152         | NYE       |              |        | NATL                   | 75            | 2.7                                       |
| TOTAL POPULATION SERVED BY SOURCE WATER SYSTEM - - - - - |                 |           |              |        |                        | 75            |   |
| FALLON   | 0000045         | CHURCHILL |              |        | NATL                   | 4500          | 0.7                                       |
| TOTAL POPULATION SERVED BY SOURCE WATER SYSTEM - - - - - |                 |           |              |        |                        | 4500          |   |
| FORT MCDERMITT   | 3200164         |           |              |        | ADJ 08/84              | 260           | 1.6                                       |
| TOTAL POPULATION SERVED BY SOURCE WATER SYSTEM - - - - - |                 |           |              |        |                        | 260           |   |

POPULATION SERVED FLUORIDATED DRINKING WATER BY SOURCE SYSTEM,  
CONSECUTIVE SYSTEM, AND COUNTY WITHIN STATE (AS OF 12/31/85)

# NEVADA

| WATER SYSTEM and<br>CONSECUTIVE SYSTEMS SERVED           | EPA<br>ID<br>NO | COUNTY    | CHEM<br>USED | STATUS | FLUOR<br>START<br>DATE | POP<br>SERVED | NATURAL SYSTEMS<br>NAT<br>LEVEL | OPT<br>LEVEL |
|--|-----------------|-----------|--------------|--------|------------------------|---------------|---------------------------------|--------------|
| GABBS  | 0000063         | NYE       |              |        | NATL                   | 811           | 9.5                             |              |
| TOTAL POPULATION SERVED BY SOURCE WATER SYSTEM - - - - - |                 |           |              |        |                        | 811           |                                 |              |
| INDIAN HILL SUBD   | 0000355         | DOUGLAS   |              |        | NATL                   | 1400          | 1.8                             |              |
| TOTAL POPULATION SERVED BY SOURCE WATER SYSTEM - - - - - |                 |           |              |        |                        | 1400          |                                 |              |
| MOAPA  | 0000160         | CLARK     |              |        | NATL                   | 702           | 2.2                             |              |
| TOTAL POPULATION SERVED BY SOURCE WATER SYSTEM - - - - - |                 |           |              |        |                        | 702           |                                 |              |
| MOAPA INDIAN RES   | 3200165         | CLARK     |              |        | ADJ                    | 76            | 1.6                             |              |
| TOTAL POPULATION SERVED BY SOURCE WATER SYSTEM - - - - - |                 |           |              |        |                        | 76            |                                 |              |
| MOUNTAIN VIEW ESTATES                                    | 0002216         | DOUGLAS   |              |        | NATL                   | 25            | 1.6                             |              |
| TOTAL POPULATION SERVED BY SOURCE WATER SYSTEM - - - - - |                 |           |              |        |                        | 25            |                                 |              |
| NEW BATTLE MOUNTAIN                                      | 3200364         | LANDER    | NaF          |        | ADJ 02/83              | 25            | 1.6                             |              |
| TOTAL POPULATION SERVED BY SOURCE WATER SYSTEM - - - - - |                 |           |              |        |                        | 25            |                                 |              |
| NIXON  | 3200168         |           |              |        | ADJ 08/83              | 291           | 1.6                             |              |
| TOTAL POPULATION SERVED BY SOURCE WATER SYSTEM - - - - - |                 |           |              |        |                        | 291           |                                 |              |
| OLD BATTLE MOUNTAIN                                      | 3200160         | LANDER    |              |        | ADJ 08/78              | 135           | 1.6                             |              |
| TOTAL POPULATION SERVED BY SOURCE WATER SYSTEM - - - - - |                 |           |              |        |                        | 135           |                                 |              |
| OWYHEE   | 3200067         | ELKO      | NaF          |        | ADJ 08/83              | 550           | 1.6                             |              |
| TOTAL POPULATION SERVED BY SOURCE WATER SYSTEM - - - - - |                 |           |              |        |                        | 550           |                                 |              |
| PANACA   | 0000185         | LINCOLN   |              |        | NATL                   | 750           | 1.9                             |              |
| TOTAL POPULATION SERVED BY SOURCE WATER SYSTEM - - - - - |                 |           |              |        |                        | 750           |                                 |              |
| SCHURZ   | 3200360         | MINERAL   |              |        | NATL                   | 100           | 0.0                             |              |
| TOTAL POPULATION SERVED BY SOURCE WATER SYSTEM - - - - - |                 |           |              |        |                        | 100           |                                 |              |
| SILVERPEAK   | 0000363         | ESMERALDA |              |        | NATL                   | 200           | 0.7                             |              |
| TOTAL POPULATION SERVED BY SOURCE WATER SYSTEM - - - - - |                 |           |              |        |                        | 200           |                                 |              |

POPULATION SERVED FLUORIDATED DRINKING WATER BY SOURCE SYSTEM,  
 CONSECUTIVE SYSTEM, AND COUNTY WITHIN STATE (AS OF 12/31/85)

**NEVADA**

| WATER SYSTEM and<br>CONSECUTIVE SYSTEMS SERVED           | EPA<br>ID<br>NO | COUNTY    | CHEM<br>USED | STATUS | FLUOR<br>START<br>DATE | POP<br>SERVED | NATURAL SYSTEMS<br>NAT<br>LEVEL | OPT<br>LEVEL |
|--|-----------------|-----------|--------------|--------|------------------------|---------------|---------------------------------|--------------|
| US NAV AUX AIR FALLON                                    | 0000350         | CHURCHILL |              |        | NATL                   | 1510          | 0.8                             |              |
| TOTAL POPULATION SERVED BY SOURCE WATER SYSTEM - - - - - |                 |           |              |        |                        | 1510          |                                 |              |
| WADSWORTH  | 3200169         | STOREY    |              |        | ADJ 08/83              | 124           |                                 | 1.6          |
| TOTAL POPULATION SERVED BY SOURCE WATER SYSTEM - - - - - |                 |           |              |        |                        | 124           |                                 |              |
| WEED HEIGHTS   | 0000242         | LYON      |              |        | NATL                   | 1500          | 0.7                             |              |
| TOTAL POPULATION SERVED BY SOURCE WATER SYSTEM - - - - - |                 |           |              |        |                        | 1500          |                                 |              |
| WELLS INDIAN COLONY                                      | 3200363         | ELKO      |              |        | ADJ 10/81              | 0             |                                 | 1.6          |
| TOTAL POPULATION SERVED BY SOURCE WATER SYSTEM - - - - - |                 |           |              |        |                        | 0             |                                 |              |

POPULATION SERVED FLUORIDATED DRINKING WATER BY SOURCE SYSTEM,  
 CONSECUTIVE SYSTEM, AND COUNTY WITHIN STATE (AS OF 12/31/85)

**NEW HAMPSHIRE**

| WATER SYSTEM and<br>CONSECUTIVE SYSTEMS SERVED           | EPA<br>ID<br>NO    | COUNTY                   | CHEM<br>USED | STATUS      | FLUOR<br>START<br>DATE | POP<br>SERVED | NATURAL SYSTEMS<br>NAT OPT<br>LEVEL LEVEL |
|--|--------------------|--------------------------|--------------|-------------|------------------------|---------------|---|
| CONCORD  | 0501010            | MERRIMACK                | Acid         | ADJ         | 11/78                  | 32000         | 1.0                                       |
| TOTAL POPULATION SERVED BY SOURCE WATER SYSTEM - - - - - |                    |                          |              |             |                        | 32000         |   |
| DURHAM   | 0691010            | STRAFFORD                | NaF          | ADJ         | 08/55                  | 7000          | 1.0                                       |
| TOTAL POPULATION SERVED BY SOURCE WATER SYSTEM - - - - - |                    |                          |              |             |                        | 7000          |   |
| FRYEBURG WATER CO, ME<br>EAST CONWAY                     | 0090600<br>0511020 | OXFORD<br>CARROL         | NaF          | ADJ<br>CONS | 11/71                  | 0<br>600      | 1.2                                       |
| TOTAL POPULATION SERVED BY SOURCE WATER SYSTEM - - - - - |                    |                          |              |             |                        | 600           |   |
| HANOVER  | 1071010            | GRAFTON                  | NaF          | ADJ         | 11/58                  | 10000         | 1.0                                       |
| TOTAL POPULATION SERVED BY SOURCE WATER SYSTEM - - - - - |                    |                          |              |             |                        | 10000         |   |
| LANCASTER  | 1291010            | COOS                     | NaF          | ADJ         | 12/65                  | 2025          | 1.0                                       |
| TOTAL POPULATION SERVED BY SOURCE WATER SYSTEM - - - - - |                    |                          |              |             |                        | 2025          |   |
| LEBANON  | 1321010            | GRAFTON                  | NaF          | ADJ         | 11/56                  | 9000          | 1.0                                       |
| TOTAL POPULATION SERVED BY SOURCE WATER SYSTEM - - - - - |                    |                          |              |             |                        | 9000          |   |
| NORTH CONWAY   | 0511030            | CARROLL                  |              | NATL        |                        | 10000         | 0.8                                       |
| TOTAL POPULATION SERVED BY SOURCE WATER SYSTEM - - - - - |                    |                          |              |             |                        | 10000         |   |
| PEASE AFB  | 1951020            | ROCKINGHAM               | Acid         | ADJ         | 12/60                  | 25            | 1.0                                       |
| TOTAL POPULATION SERVED BY SOURCE WATER SYSTEM - - - - - |                    |                          |              |             |                        | 25            |   |
| PORTSMOUTH<br>NEW CASTLE                                 | 1951010<br>1661010 | ROCKINGHAM<br>ROCKINGHAM | Acid         | ADJ<br>CONS | 06/75                  | 33217<br>700  | 1.0                                       |
| TOTAL POPULATION SERVED BY SOURCE WATER SYSTEM - - - - - |                    |                          |              |             |                        | 33917         |   |
| ROCHESTER  | 2001010            | STRAFFORD                | NaF          | ADJ         | 11/67                  | 20000         | 1.0                                       |
| TOTAL POPULATION SERVED BY SOURCE WATER SYSTEM - - - - - |                    |                          |              |             |                        | 20000         |   |
| WHITEFIELD VIL FIRE B HILL                               | 2501030            | COOS                     |              | NATL        |                        | 800           | 0.8                                       |
| TOTAL POPULATION SERVED BY SOURCE WATER SYSTEM - - - - - |                    |                          |              |             |                        | 800           |   |

POPULATION SERVED FLUORIDATED DRINKING WATER BY SOURCE SYSTEM,  
 CONSECUTIVE SYSTEM, AND COUNTY WITHIN STATE (AS OF 12/31/85)

**NEW JERSEY**

| WATER SYSTEM and<br>CONSECUTIVE SYSTEMS SERVED           | EPA<br>ID<br>NO | COUNTY     | CHEM<br>USED | STATUS | FLUOR<br>START<br>DATE | POP<br>SERVED | NATURAL SYSTEMS<br>NAT<br>LEVEL | OPT<br>LEVEL |
|--|-----------------|------------|--------------|--------|------------------------|---------------|---------------------------------|--------------|
| ALLENHURST WATER DEPT                                    | 1301001         | MONMOUTH   | Acid         | ADJ    | 07/54                  | 950           |                                 | 1.0          |
| TOTAL POPULATION SERVED BY SOURCE WATER SYSTEM - - - - - |                 |            |              |        |                        | 950           |                                 |              |
| ALLENTOWN WATER DEPT                                     | 1302001         | MONMOUTH   | Acid         | ADJ    | 04/65                  | 2000          |                                 | 1.0          |
| TOTAL POPULATION SERVED BY SOURCE WATER SYSTEM - - - - - |                 |            |              |        |                        | 2000          |                                 |              |
| ANCORA STATE HOSPITAL                                    | 0436001         | CAMDEN     | Acid         | ADJ    | 07/72                  | 3000          |                                 | 1.0          |
| TOTAL POPULATION SERVED BY SOURCE WATER SYSTEM - - - - - |                 |            |              |        |                        | 3000          |                                 |              |
| ATLANTIC CITY MUN UTIL AUTH                              | 0102001         | ATLANTIC   | Acid         | ADJ    | 03/58                  | 100000        |                                 | 1.0          |
| TOTAL POPULATION SERVED BY SOURCE WATER SYSTEM - - - - - |                 |            |              |        |                        | 100000        |                                 |              |
| BEACH HAVEN WATER DEPT                                   | 1503001         | OCEAN      | NaF          | ADJ    | 03/64                  | 1625          |                                 | 1.0          |
| TOTAL POPULATION SERVED BY SOURCE WATER SYSTEM - - - - - |                 |            |              |        |                        | 1625          |                                 |              |
| BURLINGTON CITY WATER DEPT                               | 0305001         | BURLINGTON | Acid         | ADJ    | 06/65                  | 9900          |                                 | 1.0          |
| TOTAL POPULATION SERVED BY SOURCE WATER SYSTEM - - - - - |                 |            |              |        |                        | 9900          |                                 |              |
| CLAYTON WATER DEPT                                       | 0801001         | GLOUCESTER |              | NATL   |                        | 6300          | 1.6                             |              |
| TOTAL POPULATION SERVED BY SOURCE WATER SYSTEM - - - - - |                 |            |              |        |                        | 6300          |                                 |              |
| CRANBURY TWP WATER DEPT                                  | 1202001         | MIDDLESEX  | NaF          | ADJ    | 11/74                  | 1620          |                                 | 1.0          |
| TOTAL POPULATION SERVED BY SOURCE WATER SYSTEM - - - - - |                 |            |              |        |                        | 1620          |                                 |              |
| DEPTFORD TWP MUA   | 0802001         | GLOUCESTER |              | NATL   |                        | 23500         | 0.9                             |              |
| TOTAL POPULATION SERVED BY SOURCE WATER SYSTEM - - - - - |                 |            |              |        |                        | 23500         |                                 |              |
| EAST BRUNSWICK   | 1204001         | MIDDLESEX  | Acid         | ADJ    | 12/54                  | 37810         |                                 | 1.0          |
| TOTAL POPULATION SERVED BY SOURCE WATER SYSTEM - - - - - |                 |            |              |        |                        | 37810         |                                 |              |
| EAST GREENWICH TWP WATER DEPT                            | 0803001         | GLOUCESTER |              | NATL   |                        | 3800          | 1.1                             |              |
| TOTAL POPULATION SERVED BY SOURCE WATER SYSTEM - - - - - |                 |            |              |        |                        | 3800          |                                 |              |
| EAST WINDSOR MUN UTIL AUTH                               | 1101002         | MERCER     | Acid         | ADJ    | 07/69                  | 21041         |                                 | 1.0          |
| TOTAL POPULATION SERVED BY SOURCE WATER SYSTEM - - - - - |                 |            |              |        |                        | 21041         |                                 |              |



POPULATION SERVED FLUORIDATED DRINKING WATER BY SOURCE SYSTEM,  
CONSECUTIVE SYSTEM, AND COUNTY WITHIN STATE (AS OF 12/31/85)

## NEW JERSEY

| WATER SYSTEM and<br>CONSECUTIVE SYSTEMS SERVED           | EPA<br>ID<br>NO | COUNTY     | CHEM<br>USED | STATUS | FLUOR<br>START<br>DATE | POP<br>SERVED | NATURAL SYSTEMS<br>NAT<br>LEVEL | OPT<br>LEVEL |
|--|-----------------|------------|--------------|--------|------------------------|---------------|---------------------------------|--------------|
| EGG HARBOR CITY WAT DEPT                                 | 0107001         | ATLANTIC   | Acid         | ADJ    | 12/57                  | 3100          |                                 | 1.0          |
| TOTAL POPULATION SERVED BY SOURCE WATER SYSTEM - - - - - |                 |            |              |        |                        | 3100          |                                 |              |
| ELIZABETHTOWN WC   | 2004002         | SOMERSET   | Acid         | ADJ    | 12/65                  | 108616        |                                 | 1.0          |
| TOTAL POPULATION SERVED BY SOURCE WATER SYSTEM - - - - - |                 |            |              |        |                        | 108616        |                                 |              |
| ELMER WATER DEPT   | 1702001         | SALEM      |              | NATL   |                        | 1562          |                                 | 0.7          |
| TOTAL POPULATION SERVED BY SOURCE WATER SYSTEM - - - - - |                 |            |              |        |                        | 1562          |                                 |              |
| FREEHOLD TWP WATER DEPT                                  | 1316001         | MONMOUTH   | Acid         | ADJ    | 02/72                  | 15000         |                                 | 1.0          |
| TOTAL POPULATION SERVED BY SOURCE WATER SYSTEM - - - - - |                 |            |              |        |                        | 15000         |                                 |              |
| FT DIX-US ARMY   | 0325001         | BURLINGTON | NaF          | ADJ    | /67                    | 24000         |                                 | 1.0          |
| TOTAL POPULATION SERVED BY SOURCE WATER SYSTEM - - - - - |                 |            |              |        |                        | 24000         |                                 |              |
| GARDEN STATE WC-HAMILTON                                 | 1103001         | MERCER     | Acid         | ADJ    | 10/72                  | 24000         |                                 | 1.0          |
| TOTAL POPULATION SERVED BY SOURCE WATER SYSTEM - - - - - |                 |            |              |        |                        | 24000         |                                 |              |
| GLASSBORO WATER DEPT                                     | 0806001         | GLOUCESTER |              | NATL   |                        | 14500         |                                 | 1.9          |
| TOTAL POPULATION SERVED BY SOURCE WATER SYSTEM - - - - - |                 |            |              |        |                        | 14500         |                                 |              |
| HIGHLAND PARK WAT DEPT                                   | 1207001         | MIDDLESEX  | Acid         | ADJ    | 02/61                  | 13297         |                                 | 1.0          |
| TOTAL POPULATION SERVED BY SOURCE WATER SYSTEM - - - - - |                 |            |              |        |                        | 13297         |                                 |              |
| HIGHTSTOWN WATER DEPT                                    | 1104001         | MERCER     | Acid         | ADJ    | 11/68                  | 4567          |                                 | 1.0          |
| TOTAL POPULATION SERVED BY SOURCE WATER SYSTEM - - - - - |                 |            |              |        |                        | 4567          |                                 |              |
| MANTUA TWP MJA   | 0810004         | GLOUCESTER |              | NATL   |                        | 7200          |                                 | 2.1          |
| TOTAL POPULATION SERVED BY SOURCE WATER SYSTEM - - - - - |                 |            |              |        |                        | 7200          |                                 |              |
| MCGUIRE AIR FORCE BASE                                   | 0326006         | BURLINGTON | NaF          | ADJ    | /68                    | 10552         |                                 | 1.0          |
| TOTAL POPULATION SERVED BY SOURCE WATER SYSTEM - - - - - |                 |            |              |        |                        | 10552         |                                 |              |
| MONMOUTH CONSOLIDATED                                    | 1345001         | MONMOUTH   | Acid         | ADJ    | 03/53                  | 246912        |                                 | 1.0          |
| TOTAL POPULATION SERVED BY SOURCE WATER SYSTEM - - - - - |                 |            |              |        |                        | 246912        |                                 |              |

POPULATION SERVED FLUORIDATED DRINKING WATER BY SOURCE SYSTEM,  
CONSECUTIVE SYSTEM, AND COUNTY WITHIN STATE (AS OF 12/31/85)

## NEW JERSEY

| WATER SYSTEM and<br>CONSECUTIVE SYSTEMS SERVED           | EPA<br>ID<br>NO | COUNTY     | CHEM<br>USED | STATUS | FLUOR<br>START<br>DATE | POP<br>SERVED | NATURAL SYSTEMS<br>NAT<br>LEVEL | OPT.<br>LEVEL |
|--|-----------------|------------|--------------|--------|------------------------|---------------|---------------------------------|---------------|
| MT. LAUREL MUN UTIL AUTH                                 | 0324001         | BURLINGTON | NaF          | ADJ    | 01/65                  | 14900         |                                 | 1.0           |
| TOTAL POPULATION SERVED BY SOURCE WATER SYSTEM - - - - - |                 |            |              |        |                        | 14900         |                                 |               |
| NAVAL AMMUNITION DEPOT (EARLE)                           | 1309001         | MONMOUTH   | Acid         | ADJ    | 12/77                  | 1400          |                                 | 1.0           |
| TOTAL POPULATION SERVED BY SOURCE WATER SYSTEM - - - - - |                 |            |              |        |                        | 1400          |                                 |               |
| NEWTON WATER & SEWER UTILITY                             | 1815001         | SUSSEX     | Acid         | ADJ    | 01/69                  | 8000          |                                 | 1.0           |
| TOTAL POPULATION SERVED BY SOURCE WATER SYSTEM - - - - - |                 |            |              |        |                        | 8000          |                                 |               |
| PEMBERTON TWP  | 0329004         | BURLINGTON |              | ADJ    | 02/85                  | 13000         |                                 | 1.0           |
| TOTAL POPULATION SERVED BY SOURCE WATER SYSTEM - - - - - |                 |            |              |        |                        | 13000         |                                 |               |
| PERTH AMBOY WATER DEPT                                   | 1216001         | MIDDLESEX  | NaSiF6       | ADJ    | 06/54                  | 41000         |                                 | 1.0           |
| TOTAL POPULATION SERVED BY SOURCE WATER SYSTEM - - - - - |                 |            |              |        |                        | 41000         |                                 |               |
| PITMAN WATER DEPT  | 0815001         | GLOUCESTER |              | NATL   |                        | 10500         | 1.8                             |               |
| TOTAL POPULATION SERVED BY SOURCE WATER SYSTEM - - - - - |                 |            |              |        |                        | 10500         |                                 |               |
| RAHWAY WATER DEPT  | 2013001         | UNION      | NaSiF6       | ADJ    | 07/52                  | 26600         |                                 | 1.0           |
| TOTAL POPULATION SERVED BY SOURCE WATER SYSTEM - - - - - |                 |            |              |        |                        | 26600         |                                 |               |
| SOUTH JERSEY WIR SUPPLY CO                               | 0808001         | GLOUCESTER |              | NATL   |                        | 1100          | 1.5                             |               |
| TOTAL POPULATION SERVED BY SOURCE WATER SYSTEM - - - - - |                 |            |              |        |                        | 1100          |                                 |               |
| TRENTON  | 1111001         | MERCER     | NaSiF6       | ADJ    | 05/64                  | 250000        |                                 | 1.0           |
| TOTAL POPULATION SERVED BY SOURCE WATER SYSTEM - - - - - |                 |            |              |        |                        | 250000        |                                 |               |
| WASHINGTON TWP MJA NOB HILL DI                           | 0818003         | GLOUCESTER |              | NATL   |                        | 2832          | 0.7                             |               |
| TOTAL POPULATION SERVED BY SOURCE WATER SYSTEM - - - - - |                 |            |              |        |                        | 2832          |                                 |               |
| WASHINGTON TWP MUN UTIL AUTH                             | 0818004         | GLOUCESTER | NaF          | ADJ    | 09/72                  | 28000         |                                 | 1.0           |
| TOTAL POPULATION SERVED BY SOURCE WATER SYSTEM - - - - - |                 |            |              |        |                        | 28000         |                                 |               |
| WENONAH WATER DEPT                                       | 0819001         | GLOUCESTER |              | NATL   |                        | 2300          | 1.6                             |               |
| TOTAL POPULATION SERVED BY SOURCE WATER SYSTEM - - - - - |                 |            |              |        |                        | 2300          |                                 |               |

POPULATION SERVED FLUORIDATED DRINKING WATER BY SOURCE SYSTEM,  
CONSECUTIVE SYSTEM, AND COUNTY WITHIN STATE (AS OF 12/31/85)

## NEW JERSEY

| WATER SYSTEM and<br>CONSECUTIVE SYSTEMS SERVED           | EPA<br>ID<br>NO | COUNTY     | CHEM<br>USED | STATUS | FLUOR<br>START<br>DATE | POP<br>SERVED | NATURAL SYSTEMS<br>NAT OPT<br>LEVEL LEVEL |
|--|-----------------|------------|--------------|--------|------------------------|---------------|---|
| WEST DEPTFORD TWP WATER DEPT                             | 0820001         | GLOUCESTER |              |        | NATL                   | 18500         | 1.8                                       |
| TOTAL POPULATION SERVED BY SOURCE WATER SYSTEM - - - - - |                 |            |              |        |                        | 18500         |   |
| WEST MILFORD TWP MUA AWOSTUNG                            | 1615012         | PASSAIC    |              |        | NATL                   | 700           | 1.1                                       |
| TOTAL POPULATION SERVED BY SOURCE WATER SYSTEM - - - - - |                 |            |              |        |                        | 700           |   |
| WHARTON WATER DEPT                                       | 1439001         | MORRIS     | Acid         | ADJ    | 09/64                  | 5500          | 1.0                                       |
| TOTAL POPULATION SERVED BY SOURCE WATER SYSTEM - - - - - |                 |            |              |        |                        | 5500          |   |
| WILLINGBORO MUA  | 0338001         | BURLINGTON | Acid         | ADJ    | 05/63                  | 39912         | 1.0                                       |
| TOTAL POPULATION SERVED BY SOURCE WATER SYSTEM - - - - - |                 |            |              |        |                        | 39912         |   |
| WOODBURY HEIGHTS WATER UTIL                              | 0823001         | GLOUCESTER |              |        | NATL                   | 5039          | 2.5                                       |
| TOTAL POPULATION SERVED BY SOURCE WATER SYSTEM - - - - - |                 |            |              |        |                        | 5039          |   |
| WOODBURY WATER DEPT                                      | 0822001         | GLOUCESTER |              |        | NATL                   | 12412         | 2.0                                       |
| TOTAL POPULATION SERVED BY SOURCE WATER SYSTEM - - - - - |                 |            |              |        |                        | 12412         |   |
| WOODSTOWN WATER DEPT                                     | 1715001         | SALEM      |              |        | NATL                   | 3500          | 2.2                                       |
| TOTAL POPULATION SERVED BY SOURCE WATER SYSTEM - - - - - |                 |            |              |        |                        | 3500          |   |

POPULATION SERVED FLUORIDATED DRINKING WATER BY SOURCE SYSTEM,  
CONSECUTIVE SYSTEM, AND COUNTY WITHIN STATE (AS OF 12/31/85)

# NEW MEXICO

| WATER SYSTEM and<br>CONSECUTIVE SYSTEMS SERVED           | EPA<br>ID<br>NO | COUNTY     | CHEM<br>USED | STATUS | FLUOR<br>START<br>DATE | POP<br>SERVED | NATURAL SYSTEMS<br>NAT<br>LEVEL | OPT<br>LEVEL |
|--|-----------------|------------|--------------|--------|------------------------|---------------|---------------------------------|--------------|
| ALAMO COMMUNITY  | 3500285         | MCKINLEY   |              |        | NATL                   | 520           | 0.8                             |              |
| TOTAL POPULATION SERVED BY SOURCE WATER SYSTEM - - - - - |                 |            |              |        |                        | 520           |                                 |              |
| ALAMO DAY SCHOOL   | 3500210         | MCKINLEY   |              |        | NATL                   | 250           | 0.8                             |              |
| TOTAL POPULATION SERVED BY SOURCE WATER SYSTEM - - - - - |                 |            |              |        |                        | 250           |                                 |              |
| ALAMO SPRINGS/APACHITO                                   | 3500286         | MCKINLEY   |              |        | NATL                   | 210           | 0.8                             |              |
| TOTAL POPULATION SERVED BY SOURCE WATER SYSTEM - - - - - |                 |            |              |        |                        | 210           |                                 |              |
| ALBUQUERQUE  | 3510701         | BERNALILLO | Acid         | ADJ    | 02/74                  | 342000        |                                 | 1.0          |
| TOTAL POPULATION SERVED BY SOURCE WATER SYSTEM - - - - - |                 |            |              |        |                        | 342000        |                                 |              |
| ANTON CHICO  | 3514510         | GUADALUPE  | NaF          | ADJ    | 04/78                  | 304           |                                 | 1.0          |
| TOTAL POPULATION SERVED BY SOURCE WATER SYSTEM - - - - - |                 |            |              |        |                        | 304           |                                 |              |
| ARTESIA  | 3520308         | EDDY       |              |        | NATL                   | 12000         | 1.0                             |              |
| TOTAL POPULATION SERVED BY SOURCE WATER SYSTEM - - - - - |                 |            |              |        |                        | 12000         |                                 |              |
| BACA COMMUNITY   | 3500331         | MCKINLEY   | NaF          | ADJ    |                        | 250           |                                 | 1.0          |
| TOTAL POPULATION SERVED BY SOURCE WATER SYSTEM - - - - - |                 |            |              |        |                        | 250           |                                 |              |
| BACA-HAYSTACK  | 3500254         | MCKINLEY   |              |        | NATL                   | 290           | 1.2                             |              |
| TOTAL POPULATION SERVED BY SOURCE WATER SYSTEM - - - - - |                 |            |              |        |                        | 290           |                                 |              |
| BELEN  | 3524932         | VALENCIA   |              |        | NATL                   | 5680          | 1.0                             |              |
| TOTAL POPULATION SERVED BY SOURCE WATER SYSTEM - - - - - |                 |            |              |        |                        | 5680          |                                 |              |
| BERNALILLO   | 3508923         | SANDOVAL   |              |        | NATL                   | 3500          | 0.9                             |              |
| TOTAL POPULATION SERVED BY SOURCE WATER SYSTEM - - - - - |                 |            |              |        |                        | 3500          |                                 |              |
| BORREGO PASS   | 3534003         | MCKINLEY   |              |        | NATL                   | 140           | 0.9                             |              |
| TOTAL POPULATION SERVED BY SOURCE WATER SYSTEM - - - - - |                 |            |              |        |                        | 140           |                                 |              |
| BREAD SPRINGS COMMUNITY                                  | 3500841         |            | NaF          | ADJ    |                        | 300           |                                 | 1.0          |
| TOTAL POPULATION SERVED BY SOURCE WATER SYSTEM - - - - - |                 |            |              |        |                        | 300           |                                 |              |

POPULATION SERVED FLUORIDATED DRINKING WATER BY SOURCE SYSTEM,  
 CONSECUTIVE SYSTEM, AND COUNTY WITHIN STATE (AS OF 12/31/85)

**NEW MEXICO**

| WATER SYSTEM and<br>CONSECUTIVE SYSTEMS SERVED | EPA<br>ID<br>NO | COUNTY     | CHEM<br>USED | STATUS | FLUOR<br>START<br>DATE | POP<br>SERVED | NATURAL SYSTEMS<br>NAT. OPT.<br>LEVEL LEVEL |
|--|-----------------|------------|--------------|--------|------------------------|---------------|---|
| BUFFALO SPRINGS COMMUNITY                      | 3500264         |            | NaF          | ADJ    |                        | 160           | 1.0   |
| TOTAL POPULATION SERVED BY SOURCE WATER SYSTEM |                 |            |              |        |                        | 160           |   |
| BURNHAM COMMUNITY                              | 3503030         | SAN JUAN   |              | NATL   |                        | 70            | 0.7   |
| TOTAL POPULATION SERVED BY SOURCE WATER SYSTEM |                 |            |              |        |                        | 70            |   |
| CANONCITO                                      | 3500220         | MCKINLEY   |              | NATL   |                        | 0             | 0.8   |
| TOTAL POPULATION SERVED BY SOURCE WATER SYSTEM |                 |            |              |        |                        | 0             |   |
| CANONCITO COMMUNITY                            | 3500287         | MCKINLEY   |              | NATL   |                        | 900           | 1.0   |
| TOTAL POPULATION SERVED BY SOURCE WATER SYSTEM |                 |            |              |        |                        | 900           |   |
| CARRIZOZO                                      | 3512614         | LINCOLN    | NaF          | ADJ    | /80                    | 1925          | 1.0   |
| TOTAL POPULATION SERVED BY SOURCE WATER SYSTEM |                 |            |              |        |                        | 1925          |   |
| CASAMERO LAKE COMMUNITY                        | 3500256         |            | NaF          | ADJ    |                        | 100           | 1.0   |
| TOTAL POPULATION SERVED BY SOURCE WATER SYSTEM |                 |            |              |        |                        | 100           |   |
| CAUSEY   | 3528122         | ROOSEVELT  |              | NATL   |                        | 100           | 2.6   |
| TOTAL POPULATION SERVED BY SOURCE WATER SYSTEM |                 |            |              |        |                        | 100           |   |
| CHAMA  | 3501021         | RIO ARRIBA | NaF          | ADJ    | 05/77                  | 1200          | 1.0   |
| TOTAL POPULATION SERVED BY SOURCE WATER SYSTEM |                 |            |              |        |                        | 1200          |   |
| CHICHILTAH CHAPTER HOUSE                       | 3500271         | MCKINLEY   |              | NATL   |                        | 50            | 0.8   |
| TOTAL POPULATION SERVED BY SOURCE WATER SYSTEM |                 |            |              |        |                        | 50            |   |
| CHIMAYO  | 3543826         | RIO ARRIBA |              | NATL   |                        | 75            | 3.4   |
| TOTAL POPULATION SERVED BY SOURCE WATER SYSTEM |                 |            |              |        |                        | 75            |   |
| CHURCH ROCK COMMUNITY                          | 3500260         | MCKINLEY   | NaF          | ADJ    |                        | 440           | 1.0   |
| TOTAL POPULATION SERVED BY SOURCE WATER SYSTEM |                 |            |              |        |                        | 440           |   |
| CIMARRON                                       | 3526204         | COLFAX     | NaF          | ADJ    | 10/81                  | 888           | 1.0   |
| TOTAL POPULATION SERVED BY SOURCE WATER SYSTEM |                 |            |              |        |                        | 888           |   |

POPULATION SERVED FLUORIDATED DRINKING WATER BY SOURCE SYSTEM,  
 CONSECUTIVE SYSTEM, AND COUNTY WITHIN STATE (AS OF 12/31/85)

**NEW MEXICO**

| WATER SYSTEM and<br>CONSECUTIVE SYSTEMS SERVED           | EPA<br>ID<br>NO | COUNTY     | CHEM<br>USED | STATUS | FLUOR<br>START<br>DATE | POP<br>SERVED | NATURAL SYSTEMS<br>NAT<br>LEVEL | OPT<br>LEVEL |
|--|-----------------|------------|--------------|--------|------------------------|---------------|---------------------------------|--------------|
| CLAYTON  | 3527031         | UNION      |              |        | NATL                   | 3200          | 0.7                             |              |
| TOTAL POPULATION SERVED BY SOURCE WATER SYSTEM - - - - - |                 |            |              |        |                        | 3200          |                                 |              |
| CLOVIS   | 3527305         | CURRY      |              |        | NATL                   | 37000         | 2.4                             |              |
| TOTAL POPULATION SERVED BY SOURCE WATER SYSTEM - - - - - |                 |            |              |        |                        | 37000         |                                 |              |
| COLUMBUS   | 3523016         | LUNA       |              |        | NATL                   | 473           | 4.5                             |              |
| TOTAL POPULATION SERVED BY SOURCE WATER SYSTEM - - - - - |                 |            |              |        |                        | 473           |                                 |              |
| CORONA   | 3512714         | LINCOLN    |              |        | NATL                   | 230           | 0.9                             |              |
| TOTAL POPULATION SERVED BY SOURCE WATER SYSTEM - - - - - |                 |            |              |        |                        | 230           |                                 |              |
| COYOTE CANYON CHAPTER                                    | 3500325         | RIO ARRIBA |              |        | NATL                   | 140           | 1.1                             |              |
| TOTAL POPULATION SERVED BY SOURCE WATER SYSTEM - - - - - |                 |            |              |        |                        | 140           |                                 |              |
| COYOTE CANYON COMMUNITY                                  | 3500274         | RIO ARRIBA |              |        | NATL                   | 545           | 0.9                             |              |
| TOTAL POPULATION SERVED BY SOURCE WATER SYSTEM - - - - - |                 |            |              |        |                        | 545           |                                 |              |
| CROWNPOINT COMMUNITY                                     | 3503039         |            | NaF          |        | ADJ                    | 750           |                                 | 1.0          |
| TOTAL POPULATION SERVED BY SOURCE WATER SYSTEM - - - - - |                 |            |              |        |                        | 750           |                                 |              |
| CRYSTAL COMMUNITY  | 3503012         |            | NaF          |        | ADJ                    | 560           |                                 | 1.0          |
| TOTAL POPULATION SERVED BY SOURCE WATER SYSTEM - - - - - |                 |            |              |        |                        | 560           |                                 |              |
| DEMING   | 3528616         | LUNA       |              |        | NATL                   | 9000          | 0.7                             |              |
| TOTAL POPULATION SERVED BY SOURCE WATER SYSTEM - - - - - |                 |            |              |        |                        | 9000          |                                 |              |
| DES MOINES   | 3527131         | UNION      |              |        | NATL                   | 190           | 1.1                             |              |
| TOTAL POPULATION SERVED BY SOURCE WATER SYSTEM - - - - - |                 |            |              |        |                        | 190           |                                 |              |
| DEXTER   | 3519703         | CHAVES     |              |        | NATL                   | 1600          | 1.0                             |              |
| TOTAL POPULATION SERVED BY SOURCE WATER SYSTEM - - - - - |                 |            |              |        |                        | 1600          |                                 |              |
| DORA   | 3528222         | ROOSEVELT  |              |        | NATL                   | 200           | 1.3                             |              |
| TOTAL POPULATION SERVED BY SOURCE WATER SYSTEM - - - - - |                 |            |              |        |                        | 200           |                                 |              |

POPULATION SERVED FLUORIDATED DRINKING WATER BY SOURCE SYSTEM,  
CONSECUTIVE SYSTEM, AND COUNTY WITHIN STATE (AS OF 12/31/85)

**NEW MEXICO**

| WATER SYSTEM and<br>CONSECUTIVE SYSTEMS SERVED           | EPA<br>ID<br>NO    | COUNTY     | CHEM<br>USED | STATUS      | FLUOR<br>START<br>DATE | POP<br>SERVED | NATURAL SYSTEMS<br>NAT<br>LEVEL | OPT<br>LEVEL |
|--|--------------------|------------|--------------|-------------|------------------------|---------------|---------------------------------|--------------|
| ELIDA  | 3528322            | ROOSEVELT  |              |             | NATL                   | 202           | 3.5                             |              |
| TOTAL POPULATION SERVED BY SOURCE WATER SYSTEM - - - - - |                    |            |              |             |                        | 202           |                                 |              |
| ENCINO (VAUGHN)  | 3523930            | TORRANCE   |              |             | NATL                   | 140           | 0.0                             |              |
| TOTAL POPULATION SERVED BY SOURCE WATER SYSTEM - - - - - |                    |            |              |             |                        | 140           |                                 |              |
| ESPANOLA   | 3501921            | RIO ARRIBA |              |             | NATL                   | 8400          | 1.9                             |              |
| TOTAL POPULATION SERVED BY SOURCE WATER SYSTEM - - - - - |                    |            |              |             |                        | 8400          |                                 |              |
| ESTANCIA   | 3524030            | TORRANCE   | NaF          | ADJ         | 09/80                  | 783           |                                 | 1.0          |
| TOTAL POPULATION SERVED BY SOURCE WATER SYSTEM - - - - - |                    |            |              |             |                        | 783           |                                 |              |
| EUNICE   | 3521513            | LEA        |              |             | NATL                   | 3000          | 1.1                             |              |
| TOTAL POPULATION SERVED BY SOURCE WATER SYSTEM - - - - - |                    |            |              |             |                        | 3000          |                                 |              |
| FARMINGTON<br>FARMINGTON NIUA                            | 3510224<br>3500245 | SAN JUAN   | Acid         | ADJ<br>CONS | 12/65                  | 40000<br>2250 |                                 | 1.0          |
| TOTAL POPULATION SERVED BY SOURCE WATER SYSTEM - - - - - |                    |            |              |             |                        | 42250         |                                 |              |
| FLOYD  | 3528422            | ROOSEVELT  |              |             | NATL                   | 150           | 5.8                             |              |
| TOTAL POPULATION SERVED BY SOURCE WATER SYSTEM - - - - - |                    |            |              |             |                        | 150           |                                 |              |
| FORT SUMNER  | 3527706            | DE BACA    |              |             | NATL                   | 1400          | 2.4                             |              |
| TOTAL POPULATION SERVED BY SOURCE WATER SYSTEM - - - - - |                    |            |              |             |                        | 1400          |                                 |              |
| GALLUP   | 3508317            | MCKINLEY   |              |             | NATL                   | 18500         | 1.4                             |              |
| TOTAL POPULATION SERVED BY SOURCE WATER SYSTEM - - - - - |                    |            |              |             |                        | 18500         |                                 |              |
| GRADY  | 3527405            | CURRY      |              |             | NATL                   | 122           | 1.0                             |              |
| TOTAL POPULATION SERVED BY SOURCE WATER SYSTEM - - - - - |                    |            |              |             |                        | 122           |                                 |              |
| HACHITA  | 3532409            | GRANT      |              |             | NATL                   | 80            | 3.7                             |              |
| TOTAL POPULATION SERVED BY SOURCE WATER SYSTEM - - - - - |                    |            |              |             |                        | 80            |                                 |              |
| HAGERMAN   | 3519903            | CHAVES     |              |             | NATL                   | 1075          | 1.2                             |              |
| TOTAL POPULATION SERVED BY SOURCE WATER SYSTEM - - - - - |                    |            |              |             |                        | 1075          |                                 |              |

POPULATION SERVED FLUORIDATED DRINKING WATER BY SOURCE SYSTEM,  
 CONSECUTIVE SYSTEM, AND COUNTY WITHIN STATE (AS OF 12/31/85)

**NEW MEXICO**

| WATER SYSTEM and<br>CONSECUTIVE SYSTEMS SERVED           | EPA<br>ID<br>NO | COUNTY     | CHEM<br>USED | STATUS | FLUOR<br>START<br>DATE | POP<br>SERVED | NATURAL SYSTEMS<br>NAT<br>LEVEL | OPT<br>LEVEL |
|--|-----------------|------------|--------------|--------|------------------------|---------------|---------------------------------|--------------|
| HATCH  | 3511607         | DONA ANA   |              |        | NATL                   | 2150          | 0.9                             |              |
| TOTAL POPULATION SERVED BY SOURCE WATER SYSTEM - - - - - |                 |            |              |        |                        | 2150          |                                 |              |
| HOBBS  | 3521613         | LEA        |              |        | NATL                   | 35961         | 1.0                             |              |
| TOTAL POPULATION SERVED BY SOURCE WATER SYSTEM - - - - - |                 |            |              |        |                        | 35961         |                                 |              |
| HOLMAN   | 3515918         | MORA       |              |        | NATL                   | 96            | 3.7                             |              |
| TOTAL POPULATION SERVED BY SOURCE WATER SYSTEM - - - - - |                 |            |              |        |                        | 96            |                                 |              |
| HUERFANO-CARSON COMMUNITY                                | 3503063         | SAN JUAN   | NaF          |        | ADJ                    | 105           |                                 | 1.0          |
| TOTAL POPULATION SERVED BY SOURCE WATER SYSTEM - - - - - |                 |            |              |        |                        | 105           |                                 |              |
| HURLEY   | 3522409         | GRANT      |              |        | NATL                   | 1591          | 1.9                             |              |
| TOTAL POPULATION SERVED BY SOURCE WATER SYSTEM - - - - - |                 |            |              |        |                        | 1591          |                                 |              |
| JAL  | 3521713         | LEA        |              |        | NATL                   | 2675          | 2.4                             |              |
| TOTAL POPULATION SERVED BY SOURCE WATER SYSTEM - - - - - |                 |            |              |        |                        | 2675          |                                 |              |
| KEYAH #1 COMMUNITY                                       | 3503054         | SAN JUAN   |              |        | NATL                   | 350           | 1.5                             |              |
| TOTAL POPULATION SERVED BY SOURCE WATER SYSTEM - - - - - |                 |            |              |        |                        | 350           |                                 |              |
| LAKE ARTHUR  | 3520003         | CHAVES     |              |        | NATL                   | 400           | 1.6                             |              |
| TOTAL POPULATION SERVED BY SOURCE WATER SYSTEM - - - - - |                 |            |              |        |                        | 400           |                                 |              |
| LAKE VALLEY CHAPTER                                      | 3500269         | SAN JUAN   |              |        | NATL                   | 30            | 13.0                            |              |
| TOTAL POPULATION SERVED BY SOURCE WATER SYSTEM - - - - - |                 |            |              |        |                        | 30            |                                 |              |
| LAKE VALLEY COMMUNITY                                    | 3500821         | SAN JUAN   |              |        | NATL                   | 228           | 1.2                             |              |
| TOTAL POPULATION SERVED BY SOURCE WATER SYSTEM - - - - - |                 |            |              |        |                        | 228           |                                 |              |
| LAKE VALLEY SCHOOL                                       | 3534010         | SAN JUAN   |              |        | NATL                   | 130           | 0.0                             |              |
| TOTAL POPULATION SERVED BY SOURCE WATER SYSTEM - - - - - |                 |            |              |        |                        | 130           |                                 |              |
| LAS VEGAS  | 3518025         | SAN MIGUEL | Acid         |        | ADJ 09/60              | 15000         |                                 | 1.0          |
| TOTAL POPULATION SERVED BY SOURCE WATER SYSTEM - - - - - |                 |            |              |        |                        | 15000         |                                 |              |



POPULATION SERVED FLUORIDATED DRINKING WATER BY SOURCE SYSTEM,  
CONSECUTIVE SYSTEM, AND COUNTY WITHIN STATE (AS OF 12/31/85)

## NEW MEXICO

| WATER SYSTEM and<br>CONSECUTIVE SYSTEMS SERVED | EPA<br>ID<br>NO | COUNTY     | CHEM<br>USED | STATUS | FLUOR<br>START<br>DATE | POP<br>SERVED  | NATURAL SYSTEMS<br>NAT<br>LEVEL | OPT<br>LEVEL |
|--|-----------------|------------|--------------|--------|------------------------|--|---------------------------------|--------------|
| LORDSBURG                                      | 3522812         | HIDALGO    |              |        | NATL                   | 1115   | 4.2                             |              |
|  |                 |            |              |        |                        | TOTAL POPULATION SERVED BY SOURCE WATER SYSTEM - - - - - | 1115                            |              |
| LOS ALAMOS                                     | 3500115         | LOS ALAMOS | NaF          |        | ADJ 11/68              | 19000  |                                 | 1.0          |
|  |                 |            |              |        |                        | TOTAL POPULATION SERVED BY SOURCE WATER SYSTEM - - - - - | 19000                           |              |
| LOS LUNAS                                      | 3525332         | VALENCIA   |              |        | NATL                   | 4000   | 0.9                             |              |
|  |                 |            |              |        |                        | TOTAL POPULATION SERVED BY SOURCE WATER SYSTEM - - - - - | 4000                            |              |
| LOVINGTON                                      | 3521813         | LEA        |              |        | NATL                   | 11000  | 1.0                             |              |
|  |                 |            |              |        |                        | TOTAL POPULATION SERVED BY SOURCE WATER SYSTEM - - - - - | 11000                           |              |
| MANUELITO CHAPTER                              | 3500295         | MCKINLEY   |              |        | NATL                   | 25   | 0.9                             |              |
|  |                 |            |              |        |                        | TOTAL POPULATION SERVED BY SOURCE WATER SYSTEM - - - - - | 25                              |              |
| MARIANO LAKE CHAPTER                           | 3500252         | MCKINLEY   |              |        | NATL                   | 250  | 2.9                             |              |
|  |                 |            |              |        |                        | TOTAL POPULATION SERVED BY SOURCE WATER SYSTEM - - - - - | 250                             |              |
| MELROSE  | 3527505         | CURRY      |              |        | NATL                   | 701  | 2.0                             |              |
|  |                 |            |              |        |                        | TOTAL POPULATION SERVED BY SOURCE WATER SYSTEM - - - - - | 701                             |              |
| MEXICAN SPRINGS                                | 3500262         |            | NaF          |        | ADJ                    | 460  |                                 | 1.0          |
|  |                 |            |              |        |                        | TOTAL POPULATION SERVED BY SOURCE WATER SYSTEM - - - - - | 460                             |              |
| MEXICAN SPRINGS WEST                           | 3500267         |            | NaF          |        | ADJ                    | 240  |                                 | 1.0          |
|  |                 |            |              |        |                        | TOTAL POPULATION SERVED BY SOURCE WATER SYSTEM - - - - - | 240                             |              |
| MILAN  | 3525533         | VALENCIA   | NaF          |        | ADJ /80                | 2948   |                                 | 1.0          |
|  |                 |            |              |        |                        | TOTAL POPULATION SERVED BY SOURCE WATER SYSTEM - - - - - | 2948                            |              |
| MITTENROCK COMMUNITY                           | 3503057         |            | NaF          |        | ADJ                    | 360  |                                 | 1.0          |
|  |                 |            |              |        |                        | TOTAL POPULATION SERVED BY SOURCE WATER SYSTEM - - - - - | 360                             |              |
| MORA   | 3516218         | MORA       | NaF          |        | ADJ 12/66              | 860  |                                 | 1.0          |
|  |                 |            |              |        |                        | TOTAL POPULATION SERVED BY SOURCE WATER SYSTEM - - - - - | 860                             |              |

POPULATION SERVED FLUORIDATED DRINKING WATER BY SOURCE SYSTEM,  
CONSECUTIVE SYSTEM, AND COUNTY WITHIN STATE (AS OF 12/31/85)

**NEW MEXICO**

| WATER SYSTEM and<br>CONSECUTIVE SYSTEMS SERVED           | EPA<br>ID<br>NO | COUNTY     | CHEM<br>USED | STATUS | FLUOR<br>START<br>DATE | POP<br>SERVED | NATURAL SYSTEMS<br>NAT<br>LEVEL | OPT<br>LEVEL |
|--|-----------------|------------|--------------|--------|------------------------|---------------|---------------------------------|--------------|
| MORIARTY   | 3524230         | TORRANCE   | NaF          | ADJ    | 09/80                  | 1272          |                                 | 1.0          |
| TOTAL POPULATION SERVED BY SOURCE WATER SYSTEM - - - - - |                 |            |              |        |                        | 1272          |                                 |              |
| MOSQUERO   | 3526811         | HARDING    |              | NATL   |                        | 320           | 2.3                             |              |
| TOTAL POPULATION SERVED BY SOURCE WATER SYSTEM - - - - - |                 |            |              |        |                        | 320           |                                 |              |
| MULHOLLAND WELL  | 3503040         | MCKINLEY   |              | NATL   |                        | 50            | 1.8                             |              |
| TOTAL POPULATION SERVED BY SOURCE WATER SYSTEM - - - - - |                 |            |              |        |                        | 50            |                                 |              |
| NACSHITTI PUBLIC SCH                                     | 3500326         | SAN JUAN   |              | NATL   |                        | 300           | 1.5                             |              |
| TOTAL POPULATION SERVED BY SOURCE WATER SYSTEM - - - - - |                 |            |              |        |                        | 300           |                                 |              |
| NAGEEZI COMMUNITY  | 3500296         |            | NaF          | ADJ    |                        | 190           |                                 | 1.0          |
| TOTAL POPULATION SERVED BY SOURCE WATER SYSTEM - - - - - |                 |            |              |        |                        | 190           |                                 |              |
| NASHCITTI COMMUNITY                                      | 3500268         | SAN JUAN   |              | NATL   |                        | 980           | 0.8                             |              |
| TOTAL POPULATION SERVED BY SOURCE WATER SYSTEM - - - - - |                 |            |              |        |                        | 980           |                                 |              |
| NAVAJO COMMUNITY   | 3500298         | NAVAJO     | NaF          | ADJ    |                        | 3000          |                                 | 1.0          |
| TOTAL POPULATION SERVED BY SOURCE WATER SYSTEM - - - - - |                 |            |              |        |                        | 3000          |                                 |              |
| NEWCOMB COMMUNITY  | 3503016         | SAN JUAN   |              | NATL   |                        | 310           | 3.0                             |              |
| TOTAL POPULATION SERVED BY SOURCE WATER SYSTEM - - - - - |                 |            |              |        |                        | 310           |                                 |              |
| ORGAN  | 3512007         | DONA ANA   |              | NATL   |                        | 480           | 1.4                             |              |
| TOTAL POPULATION SERVED BY SOURCE WATER SYSTEM - - - - - |                 |            |              |        |                        | 480           |                                 |              |
| PECOS  | 3518325         | SAN MIGUEL | NaF          | ADJ    | 02/74                  | 1200          |                                 | 1.0          |
| TOTAL POPULATION SERVED BY SOURCE WATER SYSTEM - - - - - |                 |            |              |        |                        | 1200          |                                 |              |
| PENASCO  | 3506729         | TAOS       | NaF          | ADJ    | 01/74                  | 700           |                                 | 1.0          |
| TOTAL POPULATION SERVED BY SOURCE WATER SYSTEM - - - - - |                 |            |              |        |                        | 700           |                                 |              |
| PINEDALE CHAPTER   | 3500275         | MCKINLEY   |              | NATL   |                        | 50            | 0.9                             |              |
| TOTAL POPULATION SERVED BY SOURCE WATER SYSTEM - - - - - |                 |            |              |        |                        | 50            |                                 |              |

POPULATION SERVED FLUORIDATED DRINKING WATER BY SOURCE SYSTEM,  
CONSECUTIVE SYSTEM, AND COUNTY WITHIN STATE (AS OF 12/31/85)

## NEW MEXICO

| WATER SYSTEM and<br>CONSECUTIVE SYSTEMS SERVED           | EPA<br>ID<br>NO | COUNTY     | CHEM<br>USED | STATUS | FLUOR<br>START<br>DATE | POP<br>SERVED | NATURAL SYSTEMS<br>NAT OPT<br>LEVEL LEVEL |
|--|-----------------|------------|--------------|--------|------------------------|---------------|---|
| PORTALES   | 3528522         | ROOSEVELT  |              |        | NATL                   | 10200         | 2.9                                       |
| TOTAL POPULATION SERVED BY SOURCE WATER SYSTEM - - - - - |                 |            |              |        |                        | 10200         |   |
| PUEBLO PINTADO SCHOOL                                    | 3534015         | MCKINLEY   |              |        | NATL                   | 230           | 9.2                                       |
| TOTAL POPULATION SERVED BY SOURCE WATER SYSTEM - - - - - |                 |            |              |        |                        | 230           |   |
| RAMAH R-13   | 3500320         | MCKINLEY   |              |        | NATL                   | 40            | 1.0                                       |
| TOTAL POPULATION SERVED BY SOURCE WATER SYSTEM - - - - - |                 |            |              |        |                        | 40            |   |
| RAMAH R-4  | 3500317         | MCKINLEY   |              |        | NATL                   | 0             | 2.0                                       |
| TOTAL POPULATION SERVED BY SOURCE WATER SYSTEM - - - - - |                 |            |              |        |                        | 0             |   |
| RAMAH RURAL  | 3500251         | MCKINLEY   | NaF          | ADJ    |                        | 80            | 1.0                                       |
| TOTAL POPULATION SERVED BY SOURCE WATER SYSTEM - - - - - |                 |            |              |        |                        | 80            |   |
| RAMAH-PINEHILL NAVAJO SCHOOL                             | 3500250         | MCKINLEY   | NaF          | ADJ    |                        | 810           | 1.0                                       |
| TOTAL POPULATION SERVED BY SOURCE WATER SYSTEM - - - - - |                 |            |              |        |                        | 810           |   |
| RAMAH-SUNSET VALLEY                                      | 3500279         | MCKINLEY   | NaF          | ADJ    |                        | 300           | 1.0                                       |
| TOTAL POPULATION SERVED BY SOURCE WATER SYSTEM - - - - - |                 |            |              |        |                        | 300           |   |
| RAMONA SMITH COMMUNITY                                   | 3500266         | MCKINLEY   |              |        | NATL                   | 70            | 0.7                                       |
| TOTAL POPULATION SERVED BY SOURCE WATER SYSTEM - - - - - |                 |            |              |        |                        | 70            |   |
| RATON  | 3526704         | COLFAX     | NaF          | ADJ    | 04/56                  | 9600          | 1.0                                       |
| TOTAL POPULATION SERVED BY SOURCE WATER SYSTEM - - - - - |                 |            |              |        |                        | 9600          |   |
| RIBERA   | 3518525         | SAN MIGUEL |              |        | NATL                   | 180           | 0.9                                       |
| TOTAL POPULATION SERVED BY SOURCE WATER SYSTEM - - - - - |                 |            |              |        |                        | 180           |   |
| ROCK SPRINGS CHAPTER                                     | 3500302         | MCKINLEY   |              |        | NATL                   | 30            | 0.8                                       |
| TOTAL POPULATION SERVED BY SOURCE WATER SYSTEM - - - - - |                 |            |              |        |                        | 30            |   |
| ROCK SPRINGS COMMUNITY                                   | 3503073         | MCKINLEY   |              |        | NATL                   | 400           | 0.7                                       |
| TOTAL POPULATION SERVED BY SOURCE WATER SYSTEM - - - - - |                 |            |              |        |                        | 400           |   |

POPULATION SERVED FLUORIDATED DRINKING WATER BY SOURCE SYSTEM,  
CONSECUTIVE SYSTEM, AND COUNTY WITHIN STATE (AS OF 12/31/85)

## NEW MEXICO

| WATER SYSTEM and<br>CONSECUTIVE SYSTEMS SERVED           | EPA<br>ID<br>NO | COUNTY     | CHEM<br>USED | STATUS | FLUOR<br>START<br>DATE | POP<br>SERVED | NATURAL SYSTEMS<br>NAT OPT<br>LEVEL LEVEL |
|--|-----------------|------------|--------------|--------|------------------------|---------------|---|
| RODEO  | 3522912         | HIDALGO    |              | NATL   |                        | 120           | 2.8                                       |
| TOTAL POPULATION SERVED BY SOURCE WATER SYSTEM - - - - - |                 |            |              |        |                        | 120           |   |
| ROSWELL  | 3520203         | CHAVES     |              | NATL   |                        | 39000         | 0.9                                       |
| TOTAL POPULATION SERVED BY SOURCE WATER SYSTEM - - - - - |                 |            |              |        |                        | 39000         |   |
| ROY  | 3526911         | HARDING    |              | NATL   |                        | 387           | 1.9                                       |
| TOTAL POPULATION SERVED BY SOURCE WATER SYSTEM - - - - - |                 |            |              |        |                        | 387           |   |
| RUIDOSO  | 3513114         | LINCOLN    | NaSiF6       | ADJ    | 01/81                  | 4500          | 1.0                                       |
| TOTAL POPULATION SERVED BY SOURCE WATER SYSTEM - - - - - |                 |            |              |        |                        | 4500          |   |
| SAN JON  | 3527920         | QUAY       |              | NATL   |                        | 340           | 3.6                                       |
| TOTAL POPULATION SERVED BY SOURCE WATER SYSTEM - - - - - |                 |            |              |        |                        | 340           |   |
| SAN JOSE   | 3518825         | SAN MIGUEL |              | NATL   |                        | 200           | 2.2                                       |
| TOTAL POPULATION SERVED BY SOURCE WATER SYSTEM - - - - - |                 |            |              |        |                        | 200           |   |
| SAN MATEO  | 3525733         | VALENCIA   |              | NATL   |                        | 190           | 3.3                                       |
| TOTAL POPULATION SERVED BY SOURCE WATER SYSTEM - - - - - |                 |            |              |        |                        | 190           |   |
| SAN YSIDRO   | 3509723         | SANDOVAL   |              | NATL   |                        | 200           | 1.6                                       |
| TOTAL POPULATION SERVED BY SOURCE WATER SYSTEM - - - - - |                 |            |              |        |                        | 200           |   |
| SANOSTEE-TOCITO COMMUNITY                                | 3503059         |            | NaF          | ADJ    |                        | 685           | 1.0                                       |
| TOTAL POPULATION SERVED BY SOURCE WATER SYSTEM - - - - - |                 |            |              |        |                        | 685           |   |
| SANTA FE   | 3505126         | SANTA FE   | NaF          | ADJ    | 06/56                  | 50000         | 1.0                                       |
| TOTAL POPULATION SERVED BY SOURCE WATER SYSTEM - - - - - |                 |            |              |        |                        | 50000         |   |
| SANTA ROSA   | 3515010         | GUADALUPE  | NaF          | ADJ    | 07/60                  | 2485          | 1.0                                       |
| TOTAL POPULATION SERVED BY SOURCE WATER SYSTEM - - - - - |                 |            |              |        |                        | 2485          |   |
| SHEEP SPRINGS COMMUNITY                                  | 3503043         | SAN JUAN   |              | NATL   |                        | 270           | 1.5                                       |
| TOTAL POPULATION SERVED BY SOURCE WATER SYSTEM - - - - - |                 |            |              |        |                        | 270           |   |

POPULATION SERVED FLUORIDATED DRINKING WATER BY SOURCE SYSTEM,  
CONSECUTIVE SYSTEM, AND COUNTY WITHIN STATE (AS OF 12/31/85)

## NEW MEXICO

| WATER SYSTEM and<br>CONSECUTIVE SYSTEMS SERVED           | EPA<br>ID<br>NO | COUNTY   | CHEM<br>USED | STATUS | FLUOR<br>START<br>DATE | POP<br>SERVED | NATURAL SYSTEMS |              |
|--|-----------------|----------|--------------|--------|------------------------|---------------|-----------------|--------------|
|  |                 |          |              |        |                        |               | NAT<br>LEVEL    | OPT<br>LEVEL |
| SHEEP SPRINGS NORTH COMMUNITY                            | 3503070         | SAN JUAN |              |        | NATL                   | 340           | 1.5             |              |
| TOTAL POPULATION SERVED BY SOURCE WATER SYSTEM - - - - - |                 |          |              |        |                        | 340           |                 |              |
| SHIPROCK COMMUNITY                                       | 3500248         |          | NaF          |        | ADJ                    | 15000         | 1.0             |              |
| TOTAL POPULATION SERVED BY SOURCE WATER SYSTEM - - - - - |                 |          |              |        |                        | 15000         |                 |              |
| SILVER CITY  | 3522609         | GRANT    | NaF          |        | ADJ 02/82              | 12000         | 1.0             |              |
| TOTAL POPULATION SERVED BY SOURCE WATER SYSTEM - - - - - |                 |          |              |        |                        | 12000         |                 |              |
| SMITH LAKE-HARD GROUND                                   | 3500211         |          | NaF          |        | ADJ                    | 500           | 1.0             |              |
| TOTAL POPULATION SERVED BY SOURCE WATER SYSTEM - - - - - |                 |          |              |        |                        | 500           |                 |              |
| SPRINGER   | 3526604         | COLFAX   | NaF          |        | ADJ /73                | 1800          | 1.0             |              |
| TOTAL POPULATION SERVED BY SOURCE WATER SYSTEM - - - - - |                 |          |              |        |                        | 1800          |                 |              |
| STANDING ROCK SCHOOL                                     | 3534016         | MCKINLEY |              |        | NATL                   | 110           | 2.8             |              |
| TOTAL POPULATION SERVED BY SOURCE WATER SYSTEM - - - - - |                 |          |              |        |                        | 110           |                 |              |
| T OR C   | 3514327         | SIERRA   |              |        | NATL                   | 7000          | 0.8             |              |
| TOTAL POPULATION SERVED BY SOURCE WATER SYSTEM - - - - - |                 |          |              |        |                        | 7000          |                 |              |
| TAOS   | 3507529         | TAOS     | NaF          |        | ADJ 10/81              | 3400          | 1.0             |              |
| TOTAL POPULATION SERVED BY SOURCE WATER SYSTEM - - - - - |                 |          |              |        |                        | 3400          |                 |              |
| TATUM  | 3522013         | LEA      |              |        | NATL                   | 1000          | 1.2             |              |
| TOTAL POPULATION SERVED BY SOURCE WATER SYSTEM - - - - - |                 |          |              |        |                        | 1000          |                 |              |
| TEEC NOS POS   | 3532010         | APACHE   |              |        | NATL                   | 780           | 0.7             |              |
| TOTAL POPULATION SERVED BY SOURCE WATER SYSTEM - - - - - |                 |          |              |        |                        | 780           |                 |              |
| TEXICO   | 3527605         | CURRY    |              |        | NATL                   | 1000          | 2.7             |              |
| TOTAL POPULATION SERVED BY SOURCE WATER SYSTEM - - - - - |                 |          |              |        |                        | 1000          |                 |              |
| THOREAU W.-J. WILLIE CMP                                 | 3500303         |          | NaF          |        | ADJ                    | 500           | 1.0             |              |
| TOTAL POPULATION SERVED BY SOURCE WATER SYSTEM - - - - - |                 |          |              |        |                        | 500           |                 |              |

POPULATION SERVED FLUORIDATED DRINKING WATER BY SOURCE SYSTEM,  
CONSECUTIVE SYSTEM, AND COUNTY WITHIN STATE (AS OF 12/31/85)

**NEW MEXICO**

| WATER SYSTEM and<br>CONSECUTIVE SYSTEMS SERVED | EPA<br>ID<br>NO | COUNTY     | CHEM<br>USED | STATUS | FLUOR<br>START<br>DATE | POP<br>SERVED | NATURAL SYSTEMS<br>NAT<br>LEVEL | OPT<br>LEVEL |
|--|-----------------|------------|--------------|--------|------------------------|---------------|---------------------------------|--------------|
| THREE MILE POINT                               | 3503011         |            | NaF          | ADJ    |                        | 120           |                                 | 1.0          |
| TOTAL POPULATION SERVED BY SOURCE WATER SYSTEM |                 |            |              |        |                        | 120           |                                 |              |
| TOADLENA COMMUNITY                             | 3503028         |            | NaF          | ADJ    |                        | 315           |                                 | 1.0          |
| TOTAL POPULATION SERVED BY SOURCE WATER SYSTEM |                 |            |              |        |                        | 315           |                                 |              |
| TOHATCHI COMMUNITY                             | 3500237         | MCKINLEY   |              | NATL   |                        | 760           | 0.8                             |              |
| TOTAL POPULATION SERVED BY SOURCE WATER SYSTEM |                 |            |              |        |                        | 760           |                                 |              |
| TOHATCHI HIGH SHCOOL                           |                 | MCKINLEY   | NaF          | ADJ    |                        | 600           |                                 | 1.0          |
| TOTAL POPULATION SERVED BY SOURCE WATER SYSTEM |                 |            |              |        |                        | 600           |                                 |              |
| TORREON COMMUNITY                              | 3503042         | SAN DOVAL  |              | NATL   |                        | 1100          | 0.7                             |              |
| TOTAL POPULATION SERVED BY SOURCE WATER SYSTEM |                 |            |              |        |                        | 1100          |                                 |              |
| TSA YAH TOH COMMUNITY                          | 3500278         |            | NaF          | ADJ    |                        | 275           |                                 | 1.0          |
| TOTAL POPULATION SERVED BY SOURCE WATER SYSTEM |                 |            |              |        |                        | 275           |                                 |              |
| TUCUMCARI                                      | 3528020         | QUAY       |              | NATL   |                        | 8000          | 1.4                             |              |
| TOTAL POPULATION SERVED BY SOURCE WATER SYSTEM |                 |            |              |        |                        | 8000          |                                 |              |
| TWIN LAKES COMMUNITY                           | 3500261         |            | NaF          | ADJ    |                        | 1555          |                                 | 1.0          |
| TOTAL POPULATION SERVED BY SOURCE WATER SYSTEM |                 |            |              |        |                        | 1555          |                                 |              |
| VAUGHN (ENCINO)                                | 3515310         | GUADALUPE  |              | NATL   |                        | 867           | 2.7                             |              |
| TOTAL POPULATION SERVED BY SOURCE WATER SYSTEM |                 |            |              |        |                        | 867           |                                 |              |
| VILLANUEVA                                     | 3519625         | SAN MIGUEL | NaF          | ADJ    | 03/77                  | 272           |                                 | 1.0          |
| TOTAL POPULATION SERVED BY SOURCE WATER SYSTEM |                 |            |              |        |                        | 272           |                                 |              |
| WATROUS  | 3516718         | MORA       |              | NATL   |                        | 100           | 1.1                             |              |
| TOTAL POPULATION SERVED BY SOURCE WATER SYSTEM |                 |            |              |        |                        | 100           |                                 |              |
| WHITEHORSE LAKE PRE-SCHOOL                     | 3500281         | NAVAJO     |              | NATL   |                        | 25            | 1.1                             |              |
| TOTAL POPULATION SERVED BY SOURCE WATER SYSTEM |                 |            |              |        |                        | 25            |                                 |              |

POPULATION SERVED FLUORIDATED DRINKING WATER BY SOURCE SYSTEM,  
 CONSECUTIVE SYSTEM, AND COUNTY WITHIN STATE (AS OF 12/31/85)

**NEW MEXICO**

| WATER SYSTEM and<br>CONSECUTIVE SYSTEMS SERVED           | EPA<br>ID<br>NO | COUNTY   | CHEM<br>USED | STATUS | FLUOR<br>START<br>DATE | POP<br>SERVED | NATURAL SYSTEMS<br>NAT OPT<br>LEVEL LEVEL |
|--|-----------------|----------|--------------|--------|------------------------|---------------|---|
| WHITEROCK CHAPTER  | 3500283         | SAN JUAN |              |        | NAIL                   | 50            | 3.7                                       |
| TOTAL POPULATION SERVED BY SOURCE WATER SYSTEM - - - - - |                 |          |              |        |                        | 50            |   |

POPULATION SERVED FLUORIDATED DRINKING WATER BY SOURCE SYSTEM,  
CONSECUTIVE SYSTEM, AND COUNTY WITHIN STATE (AS OF 12/31/85)

**NEW YORK**

| WATER SYSTEM and<br>CONSECUTIVE SYSTEMS SERVED           | EPA<br>ID<br>NO | COUNTY     | CHEM<br>USED | STATUS | FLUOR<br>START<br>DATE | POP<br>SERVED | NATURAL SYSTEMS<br>NAT<br>LEVEL | OPT<br>LEVEL |
|--|-----------------|------------|--------------|--------|------------------------|---------------|---------------------------------|--------------|
| ADAMS WS   | 0002328         | JEFFERSON  | Acid         | ADJ    | 05/76                  | 1957          |                                 | 1.0          |
| ADAMS CENTER   | 0002351         | JEFFERSON  |              | CONS   |                        | 700           |                                 |              |
| TOTAL POPULATION SERVED BY SOURCE WATER SYSTEM - - - - - |                 |            |              |        |                        | 2657          |                                 |              |
| ALBION WS  | 0000596         | ORLEANS    | NaSiF6       | ADJ    | 07/67                  | 5800          |                                 | 1.0          |
| GAINES   | 0000597         | ORLEANS    |              | CONS   |                        | 600           |                                 |              |
| OAK-ORCHARD ON LAKE                                      | 0000601         | ORLEANS    |              | CONS   |                        | 150           |                                 |              |
| TOTAL POPULATION SERVED BY SOURCE WATER SYSTEM - - - - - |                 |            |              |        |                        | 6550          |                                 |              |
| ANIWERP  | 0002330         | JEFFERSON  | Acid         | ADJ    | 10/82                  | 760           |                                 | 1.0          |
| TOTAL POPULATION SERVED BY SOURCE WATER SYSTEM - - - - - |                 |            |              |        |                        | 760           |                                 |              |
| ARCADE   | 0000350         | WYOMING    | Acid         | ADJ    | 10/83                  | 225           |                                 | 1.0          |
| TOTAL POPULATION SERVED BY SOURCE WATER SYSTEM - - - - - |                 |            |              |        |                        | 225           |                                 |              |
| ATTICA   | 0000607         | WYOMING    | Acid         | ADJ    | 10/83                  | 2643          |                                 | 1.0          |
| TOTAL POPULATION SERVED BY SOURCE WATER SYSTEM - - - - - |                 |            |              |        |                        | 2643          |                                 |              |
| AVON   | 0001012         | LIVINGSTON | Acid         | ADJ    | 09/83                  | 3357          |                                 | 1.0          |
| TOTAL POPULATION SERVED BY SOURCE WATER SYSTEM - - - - - |                 |            |              |        |                        | 3357          |                                 |              |
| BAINBRIDGE WS  | 0001739         | CHENANGO   | NaF          | ADJ    | 07/71                  | 1700          |                                 | 1.0          |
| TOTAL POPULATION SERVED BY SOURCE WATER SYSTEM - - - - - |                 |            |              |        |                        | 1700          |                                 |              |
| BALLSTON SPA   | 0000162         | SARATOGA   | Acid         | ADJ    | 11/84                  | 5711          |                                 | 1.0          |
| TOTAL POPULATION SERVED BY SOURCE WATER SYSTEM - - - - - |                 |            |              |        |                        | 5711          |                                 |              |
| BATAVIA W S  | 0000544         | GENESEE    | Acid         | ADJ    | 12/63                  | 16667         |                                 | 1.0          |
| BATAVIA TWP  | 0000554         | GENESEE    |              | CONS   |                        | 2025          |                                 |              |
| TOTAL POPULATION SERVED BY SOURCE WATER SYSTEM - - - - - |                 |            |              |        |                        | 18692         |                                 |              |
| BATH WS  | 0001206         | STEUEN     | Acid         | ADJ    | 06/76                  | 6100          |                                 | 1.0          |
| BATH WD 1  | 0001225         | STEUEN     |              | CONS   |                        | 110           |                                 |              |
| TOTAL POPULATION SERVED BY SOURCE WATER SYSTEM - - - - - |                 |            |              |        |                        | 6210          |                                 |              |
| BELFAST W D  | 0000313         | ALLEGANY   | Acid         | ADJ    | 08/64                  | 850           |                                 | 1.0          |
| TOTAL POPULATION SERVED BY SOURCE WATER SYSTEM - - - - - |                 |            |              |        |                        | 850           |                                 |              |



POPULATION SERVED FLUORIDATED DRINKING WATER BY SOURCE SYSTEM,  
CONSECUTIVE SYSTEM, AND COUNTY WITHIN STATE (AS OF 12/31/85)

## NEW YORK

| WATER SYSTEM and<br>CONSECUTIVE SYSTEMS SERVED           | EPA<br>ID<br>NO | COUNTY       | CHEM<br>USED | STATUS | FLUOR<br>START<br>DATE | POP<br>SERVED | NATURAL SYSTEMS<br>NAT<br>LEVEL | OPT<br>LEVEL |
|--|-----------------|--------------|--------------|--------|------------------------|---------------|---------------------------------|--------------|
| BELMONT W S  | 0000314         | ALLEGANY     | Acid         | ADJ    | 03/77                  | 1150          |                                 | 1.0          |
| TOTAL POPULATION SERVED BY SOURCE WATER SYSTEM - - - - - |                 |              |              |        |                        | 1150          |                                 |              |
| BINGHAMTON W S   | 0001651         | BROOME       | Acid         | ADJ    | 03/64                  | 55860         |                                 | 1.0          |
| BINGHAMTON TWP WD 1                                      | 0001652         | BROOME       |              | CONS   |                        | 248           |                                 |              |
| BINGHAMTON TWP WD 2                                      | 0001685         | BROOME       |              | CONS   |                        | 215           |                                 |              |
| BINGHAMTON TWP WD 3                                      | 0001686         | BROOME       |              | CONS   |                        | 420           |                                 |              |
| BINGHAMTON TWP WD 4                                      | 0001699         | BROOME       |              | CONS   |                        | 80            |                                 |              |
| BINGHAMTON TWP WD 5                                      | 0001700         | BROOME       |              | CONS   |                        | 625           |                                 |              |
| BINGHAMTON TWP WD 6                                      | 0001701         | BROOME       |              | CONS   |                        | 144           |                                 |              |
| BINGHAMTON TWP WD 7                                      | 0001702         | BROOME       |              | CONS   |                        | 77            |                                 |              |
| DICKINSON TWP BIG BE WD 2                                | 0001664         | BROOME       |              | CONS   |                        | 56            |                                 |              |
| DICKINSON TWP UP FRT WD 3                                | 0001695         | BROOME       |              | CONS   |                        | 1467          |                                 |              |
| DICKINSON TWP WD 6                                       | 0011222         | BROOME       |              | CONS   |                        | 91            |                                 |              |
| DICKINSON WD 7   | 0010143         | BROOME       |              | CONS   |                        | 298           |                                 |              |
| PORT DICKINSON (V)                                       | 0001672         | BROOME       |              | CONS   |                        | 1734          |                                 |              |
| TOTAL POPULATION SERVED BY SOURCE WATER SYSTEM - - - - - |                 |              |              |        |                        | 61315         |                                 |              |
| BRIARCLIFF MANOR W S                                     | 0003420         | WESTCHESTER  | Acid         | ADJ    | 12/74                  | 7351          |                                 | 1.0          |
| TOTAL POPULATION SERVED BY SOURCE WATER SYSTEM - - - - - |                 |              |              |        |                        | 7351          |                                 |              |
| BUFFALO W S  | 0000422         | ERIE         | NaSiF6       | ADJ    | 06/55                  | 357870        |                                 | 1.0          |
| TOTAL POPULATION SERVED BY SOURCE WATER SYSTEM - - - - - |                 |              |              |        |                        | 357870        |                                 |              |
| CALEDONIA  | 0001013         | LIVINGSTON   | Acid         | ADJ    | 10/81                  | 2100          |                                 | 1.0          |
| TOTAL POPULATION SERVED BY SOURCE WATER SYSTEM - - - - - |                 |              |              |        |                        | 2100          |                                 |              |
| CANANDAIGUA WS   | 0001150         | ONTARIO      | Acid         | ADJ    | 07/56                  | 10500         |                                 | 1.0          |
| EAST VICTOR  | 0010453         | ONTARIO      |              | CONS   |                        | 150           |                                 |              |
| TOTAL POPULATION SERVED BY SOURCE WATER SYSTEM - - - - - |                 |              |              |        |                        | 10650         |                                 |              |
| CANTON W S   | 0004381         | ST. LAWRENCE | Acid         | ADJ    | 06/76                  | 10000         |                                 | 1.0          |
| TOTAL POPULATION SERVED BY SOURCE WATER SYSTEM - - - - - |                 |              |              |        |                        | 10000         |                                 |              |
| CARLE PLACE W D  | 0002818         | NASSAU       | Acid         | ADJ    | 03/52                  | 11000         |                                 | 1.0          |
| WESTBURY   | 0002856         | NASSAU       |              | CONS   |                        | 20050         |                                 |              |
| TOTAL POPULATION SERVED BY SOURCE WATER SYSTEM - - - - - |                 |              |              |        |                        | 31050         |                                 |              |
| CARTHAGE W S   | 0002334         | JEFFERSON    | Acid         | ADJ    | 03/66                  | 4500          |                                 | 1.0          |
| TOTAL POPULATION SERVED BY SOURCE WATER SYSTEM - - - - - |                 |              |              |        |                        | 4500          |                                 |              |

POPULATION SERVED FLUORIDATED DRINKING WATER BY SOURCE SYSTEM,  
CONSECUTIVE SYSTEM, AND COUNTY WITHIN STATE (AS OF 12/31/85)

# NEW YORK

| WATER SYSTEM and<br>CONSECUTIVE SYSTEMS SERVED           | EPA<br>ID<br>NO | COUNTY    | CHEM<br>USED | STATUS | FLUOR<br>START<br>DATE | POP<br>SERVED | NATURAL SYSTEMS<br>NAT<br>LEVEL | OPT<br>LEVEL |
|--|-----------------|-----------|--------------|--------|------------------------|---------------|---------------------------------|--------------|
| CENTRAL BRIDGE   | 0000093         | SCHOHARIE | NaF          | ADJ    | 01/84                  | 450           |                                 | 1.0          |
| TOTAL POPULATION SERVED BY SOURCE WATER SYSTEM - - - - - |                 |           |              |        |                        | 450           |                                 |              |
| CHAMPLAIN  | 0000211         | CLINTON   | NaF          | ADJ    | 11/82                  | 1500          |                                 | 1.0          |
| TOTAL POPULATION SERVED BY SOURCE WATER SYSTEM - - - - - |                 |           |              |        |                        | 1500          |                                 |              |
| CHAMPLAIN PARK WD  | 0000212         | CLINTON   | NaF          | ADJ    | 02/83                  | 900           |                                 | 1.0          |
| TOTAL POPULATION SERVED BY SOURCE WATER SYSTEM - - - - - |                 |           |              |        |                        | 900           |                                 |              |
| CHURCHVILLE  | 0001040         | MONROE    | Acid         | ADJ    | 10/81                  | 1500          |                                 | 1.0          |
| TOTAL POPULATION SERVED BY SOURCE WATER SYSTEM - - - - - |                 |           |              |        |                        | 1500          |                                 |              |
| CLINTON W S  | 0002386         | ONEIDA    | Acid         | ADJ    | 12/68                  | 3000          |                                 | 1.0          |
| TOTAL POPULATION SERVED BY SOURCE WATER SYSTEM - - - - - |                 |           |              |        |                        | 3000          |                                 |              |
| COBLESKILL W S   | 0000094         | SCHOHARIE | NaF          | ADJ    | 11/53                  | 5272          |                                 | 1.0          |
| TOTAL POPULATION SERVED BY SOURCE WATER SYSTEM - - - - - |                 |           |              |        |                        | 5272          |                                 |              |
| CONKLIN  | 0001660         | BROOME    | NaF          | ADJ    | 08/84                  | 1868          |                                 | 1.0          |
| TOTAL POPULATION SERVED BY SOURCE WATER SYSTEM - - - - - |                 |           |              |        |                        | 1868          |                                 |              |
| COOPERTOWN W S   | 0000145         | OTSEGO    | Acid         | ADJ    | 05/68                  | 2500          |                                 | 1.0          |
| TOTAL POPULATION SERVED BY SOURCE WATER SYSTEM - - - - - |                 |           |              |        |                        | 2500          |                                 |              |
| DELHI W S  | 0000257         | DELAWARE  | Acid         | ADJ    | 01/64                  | 3336          |                                 | 1.0          |
| TOTAL POPULATION SERVED BY SOURCE WATER SYSTEM - - - - - |                 |           |              |        |                        | 3336          |                                 |              |
| EAST AURORA WS   | 0000433         | ERIE      | Acid         | ADJ    | 04/59                  | 7200          |                                 | 1.0          |
| TOTAL POPULATION SERVED BY SOURCE WATER SYSTEM - - - - - |                 |           |              |        |                        | 7200          |                                 |              |
| EAST BLOOMFIELD  | 0001155         | ONTARIO   | Acid         | ADJ    | 01/82                  | 700           |                                 | 1.0          |
| TOTAL POPULATION SERVED BY SOURCE WATER SYSTEM - - - - - |                 |           |              |        |                        | 700           |                                 |              |
| EAST SYRACUSE  | 0004311         | ONONDAGA  | Acid         | ADJ    | 02/84                  | 3900          |                                 | 1.0          |
| TOTAL POPULATION SERVED BY SOURCE WATER SYSTEM - - - - - |                 |           |              |        |                        | 3900          |                                 |              |

POPULATION SERVED FLUORIDATED DRINKING WATER BY SOURCE SYSTEM,  
 CONSECUTIVE SYSTEM, AND COUNTY WITHIN STATE (AS OF 12/31/85)

**NEW YORK**

| WATER SYSTEM and<br>CONSECUTIVE SYSTEMS SERVED           | EPA<br>ID<br>NO | COUNTY  | CHEM<br>USED | STATUS | FLUOR<br>START<br>DATE | POP<br>SERVED | NATURAL SYSTEMS |              |
|--|-----------------|---------|--------------|--------|------------------------|---------------|-----------------|--------------|
|  |                 |         |              |        |                        |               | NAT<br>LEVEL    | OPT<br>LEVEL |
| ELBA   | 0000548         | GENESEE | NaF          | ADJ    | 12/83                  | 805           |                 | 1.0          |
| TOTAL POPULATION SERVED BY SOURCE WATER SYSTEM - - - - - |                 |         |              |        |                        | 805           |                 |              |
| ELMIRA WS  | 0001008         | CHEMUNG | Acid         | ADJ    | 02/53                  | 62660         |                 | 1.0          |
| TOTAL POPULATION SERVED BY SOURCE WATER SYSTEM - - - - - |                 |         |              |        |                        | 62660         |                 |              |
| ENDICOTT W S   | 0001665         | BROOME  | Acid         | ADJ    | 03/70                  | 45000         |                 | 1.0          |
| ENDWELL (T)  | 0011214         | BROOME  |              | CONS   |                        | 21620         |                 |              |
| TOTAL POPULATION SERVED BY SOURCE WATER SYSTEM - - - - - |                 |         |              |        |                        | 66620         |                 |              |
| ERIE CO WATER AUTHORITY                                  | 0000443         | ERIE    | Acid         | ADJ    | 10/67                  | 375000        |                 | 1.0          |
| ABBOTT HIGHLAND WD-HAMBURG                               | 0000462         | ERIE    |              | CONS   |                        | 399           |                 |              |
| ALDEN  | 0000398         | ERIE    |              | CONS   |                        | 2488          |                 |              |
| AMHERST TWP WD 1   | 0000399         | ERIE    |              | CONS   |                        | 8000          |                 |              |
| AMHERST TWP WD 2   | 0000400         | ERIE    |              | CONS   |                        | 5000          |                 |              |
| AMHERST TWP WD 3   | 0000401         | ERIE    |              | CONS   |                        | 3000          |                 |              |
| AMHERST TWP WD 4   | 0000402         | ERIE    |              | CONS   |                        | 9000          |                 |              |
| AMHERST TWP WD 5   | 0000403         | ERIE    |              | CONS   |                        | 6000          |                 |              |
| AMHERST TWP WD 6   | 0000404         | ERIE    |              | CONS   |                        | 15000         |                 |              |
| AMHERST TWP WD 7   | 0000405         | ERIE    |              | CONS   |                        | 13000         |                 |              |
| AMHERST TWP WD 8   | 0000406         | ERIE    |              | CONS   |                        | 5000          |                 |              |
| AMHERST TWP WD 9   | 0000407         | ERIE    |              | CONS   |                        | 4000          |                 |              |
| AMHERST TWP WD 10  | 0000408         | ERIE    |              | CONS   |                        | 12000         |                 |              |
| AMHERST TWP WD 11  | 0000409         | ERIE    |              | CONS   |                        | 8000          |                 |              |
| AMHERST WD 12  | 0000410         | ERIE    |              | CONS   |                        | 4000          |                 |              |
| ANGOLA   | 0000411         | ERIE    |              | CONS   |                        | 3300          |                 |              |
| ATHOL SPRINGS LOCKSLEY WD                                | 0000488         | ERIE    |              | CONS   |                        | 399           |                 |              |
| AURORA CONS WD #235                                      | 0000413         | ERIE    |              | CONS   |                        | 574           |                 |              |
| AURORA WD 1  | 0000412         | ERIE    |              | CONS   |                        | 215           |                 |              |
| AURORA WD 1A   | 0020550         | ERIE    |              | CONS   |                        | 200           |                 |              |
| AURORA WD 6  | 0000417         | ERIE    |              | CONS   |                        | 75            |                 |              |
| AURORA WD 8  | 0000419         | ERIE    |              | CONS   |                        | 67            |                 |              |
| AURORA WD 9  | 0020551         | ERIE    |              | CONS   |                        | 49            |                 |              |
| BAIN WD  | 0000489         | ERIE    |              | CONS   |                        | 399           |                 |              |
| BAYVIEW ROAD WD  | 0000468         | ERIE    |              | CONS   |                        | 399           |                 |              |
| BEACON HILL WD   | 0000469         | ERIE    |              | CONS   |                        | 399           |                 |              |
| BEELOW DRIVE WD  | 0000470         | ERIE    |              | CONS   |                        | 150           |                 |              |
| BELLEVUE WD-CHEEKTOWAGA TWP                              | 0000424         | ERIE    |              | CONS   |                        | 399           |                 |              |
| BETHFORD LAKE WD   | 0000490         | ERIE    |              | CONS   |                        | 399           |                 |              |
| BIG TREE GARDEN WD                                       | 0000491         | ERIE    |              | CONS   |                        | 399           |                 |              |
| BLASDELL   | 0000420         | ERIE    |              | CONS   |                        | 3288          |                 |              |
| BONNIE LANE WD   | 0000471         | ERIE    |              | CONS   |                        | 100           |                 |              |
| BOWMANVILLE WD   | 0000421         | ERIE    |              | CONS   |                        | 399           |                 |              |
| BRISTOL WD   | 0000492         | ERIE    |              | CONS   |                        | 399           |                 |              |

POPULATION SERVED FLUORIDATED DRINKING WATER BY SOURCE SYSTEM,  
CONSECUTIVE SYSTEM, AND COUNTY WITHIN STATE (AS OF 12/31/85)

**NEW YORK**

| WATER SYSTEM and<br>CONSECUTIVE SYSTEMS SERVED | EPA<br>ID<br>NO | COUNTY | CHEM<br>USED | STATUS | FLUOR<br>START<br>DATE | POP<br>SERVED | NATURAL SYSTEMS<br>NAT OPT<br>LEVEL LEVEL |
|--|-----------------|--------|--------------|--------|------------------------|---------------|---|
| BURKE WD                                       | 0000463         | ERIE   |              | CONS   |                        | 399           |   |
| CAMP ROAD LAKESHORE WD                         | 0000493         | ERIE   |              | CONS   |                        | 399           |   |
| CENTRAL HAMBURG WD                             | 0000464         | ERIE   |              | CONS   |                        | 399           |   |
| CHEEKTOWAGA TWP WD 9                           | 0000425         | ERIE   |              | CONS   |                        | 225           |   |
| CHEEKTOWAGA TWP WD 10                          | 0000427         | ERIE   |              | CONS   |                        | 500           |   |
| CHEEKTOWAGA WD 8                               | 0000428         | ERIE   |              | CONS   |                        | 399           |   |
| CHEEKTOWAGA WD 11                              | 0000429         | ERIE   |              | CONS   |                        | 399           |   |
| CHESTNUT RIDGE WD                              | 0000465         | ERIE   |              | CONS   |                        | 399           |   |
| CLARENCE CONS WD                               | 0020767         | ERIE   |              | CONS   |                        | 15094         |   |
| CLARK STREET WD                                | 0000494         | ERIE   |              | CONS   |                        | 399           |   |
| CLEVELAND HILL WD-CHEEKTOWAGA                  | 0004566         | ERIE   |              | CONS   |                        | 399           |   |
| CLOVER BANK WD                                 | 0000495         | ERIE   |              | CONS   |                        | 399           |   |
| COLLINS WD 4                                   | 0000431         | ERIE   |              | CONS   |                        | 73            |   |
| DEPEW  | 0000432         | ERIE   |              | CONS   |                        | 6125          |   |
| DOYLE WD-CHEEKTOWAGA TWP                       | 0000426         | ERIE   |              | CONS   |                        | 4900          |   |
| EAST FRONTIER DR WD                            | 0000496         | ERIE   |              | CONS   |                        | 399           |   |
| EAST HAMBURG WD 1                              | 0000434         | ERIE   |              | CONS   |                        | 399           |   |
| EDEN WD 1                                      | 0000435         | ERIE   |              | CONS   |                        | 500           |   |
| EDEN WD 2                                      | 0000436         | ERIE   |              | CONS   |                        | 500           |   |
| EDEN WD 3                                      | 0000437         | ERIE   |              | CONS   |                        | 500           |   |
| EDEN WD 4                                      | 0000438         | ERIE   |              | CONS   |                        | 500           |   |
| EDEN WD 5                                      | 0000439         | ERIE   |              | CONS   |                        | 175           |   |
| EDEN WD 6                                      | 0000440         | ERIE   |              | CONS   |                        | 600           |   |
| EDEN WD 7                                      | 0000441         | ERIE   |              | CONS   |                        | 2400          |   |
| EDEN WD 8                                      | 0000442         | ERIE   |              | CONS   |                        | 120           |   |
| ELMA WD 1                                      | 0020549         | ERIE   |              | CONS   |                        | 10574         |   |
| EVANS IMP AREA 1-HIGHLAND                      | 0000447         | ERIE   |              | CONS   |                        | 4950          |   |
| EVANS WD 2                                     | 0000445         | ERIE   |              | CONS   |                        | 4413          |   |
| EVANS WD 3                                     | 0000446         | ERIE   |              | CONS   |                        | 704           |   |
| EVANS WD 4                                     | 0019527         | ERIE   |              | CONS   |                        | 1126          |   |
| EVANS WD 5                                     | 0019528         | ERIE   |              | CONS   |                        | 3136          |   |
| FARNHAM  | 0000448         | ERIE   |              | CONS   |                        | 404           |   |
| GLENDALE HEIGHTS WD                            | 0000497         | ERIE   |              | CONS   |                        | 399           |   |
| GRAND ISLAND WD 1                              | 0000450         | ERIE   |              | CONS   |                        | 205           |   |
| GRAND ISLAND WD 2                              | 0019526         | ERIE   |              | CONS   |                        | 6206          |   |
| GRAND ISLAND WD 5                              | 0000454         | ERIE   |              | CONS   |                        | 1285          |   |
| GRAND ISLAND WD 6                              | 0000455         | ERIE   |              | CONS   |                        | 1772          |   |
| GRAND ISLAND WD 7                              | 0000456         | ERIE   |              | CONS   |                        | 852           |   |
| GRAND ISLAND WD 8                              | 0000457         | ERIE   |              | CONS   |                        | 869           |   |
| GRAND ISLAND WD 9                              | 0000458         | ERIE   |              | CONS   |                        | 771           |   |
| GRAND ISLAND WD 10                             | 0000459         | ERIE   |              | CONS   |                        | 4068          |   |
| GRAND ISLAND WD 11                             | 0000460         | ERIE   |              | CONS   |                        | 742           |   |
| GRAND ISLAND-STOR-DISTRIB DIST                 | 0000451         | ERIE   |              | CONS   |                        | 18000         |   |
| HAMBURG ORCHARD PARK WD                        | 0000472         | ERIE   |              | CONS   |                        | 50            |   |
| HAMBURG WD 1                                   | 0000466         | ERIE   |              | CONS   |                        | 550           |   |
| HAMBURG WD 2                                   | 0000467         | ERIE   |              | CONS   |                        | 25000         |   |
| HOLLYWOOD WD                                   | 0000498         | ERIE   |              | CONS   |                        | 399           |   |

POPULATION SERVED FLUORIDATED DRINKING WATER BY SOURCE SYSTEM,  
CONSECUTIVE SYSTEM, AND COUNTY WITHIN STATE (AS OF 12/31/85)

## NEW YORK

| WATER SYSTEM and<br>CONSECUTIVE SYSTEMS SERVED | EPA<br>ID<br>NO | COUNTY | CHEM<br>USED | STATUS | FLUOR<br>START<br>DATE | POP<br>SERVED | NATURAL SYSTEMS |              |
|--|-----------------|--------|--------------|--------|------------------------|---------------|-----------------|--------------|
|  |                 |        |              |        |                        |               | NAT<br>LEVEL    | OPT<br>LEVEL |
| IRVING SUBD                                    | 0019258         | ERIE   |              | CONS   |                        | 45            |                 |              |
| KENMORE  | 0010142         | ERIE   |              | CONS   |                        | 18474         |                 |              |
| KNOB LILLYDALE BENZ WD                         | 0000473         | ERIE   |              | CONS   |                        | 399           |                 |              |
| LACKAWANNA CITY                                | 0000506         | ERIE   |              | CONS   |                        | 9999          |                 |              |
| LAKE SHORE WD                                  | 0000499         | ERIE   |              | CONS   |                        | 399           |                 |              |
| LAKEVIEW WD                                    | 0000474         | ERIE   |              | CONS   |                        | 800           |                 |              |
| LANCASTER                                      | 0000507         | ERIE   |              | CONS   |                        | 13056         |                 |              |
| LANCASTER WD 1                                 | 0000508         | ERIE   |              | CONS   |                        | 100           |                 |              |
| LANCASTER WD 2                                 | 0000509         | ERIE   |              | CONS   |                        | 399           |                 |              |
| LANCASTER WD 3                                 | 0000510         | ERIE   |              | CONS   |                        | 399           |                 |              |
| LANCASTER WD 4                                 | 0000511         | ERIE   |              | CONS   |                        | 399           |                 |              |
| LANCASTER WD 5                                 | 0000512         | ERIE   |              | CONS   |                        | 399           |                 |              |
| LANCASTER WD 6                                 | 0000513         | ERIE   |              | CONS   |                        | 500           |                 |              |
| LANCASTER WD 7                                 | 0000514         | ERIE   |              | CONS   |                        | 399           |                 |              |
| LANCASTER WD 8                                 | 0000515         | ERIE   |              | CONS   |                        | 700           |                 |              |
| LEWIS DRIVE WD                                 | 0000475         | ERIE   |              | CONS   |                        | 150           |                 |              |
| LYIH WD  | 0000500         | ERIE   |              | CONS   |                        | 399           |                 |              |
| MCKINLEY WD 1                                  | 0000479         | ERIE   |              | CONS   |                        | 50            |                 |              |
| MEADOWBROOK WD 12                              | 0004562         | ERIE   |              | CONS   |                        | 399           |                 |              |
| MEADOWBROOK-GREENFIELD WD                      | 0000476         | ERIE   |              | CONS   |                        | 300           |                 |              |
| MOUNT VERNON WD                                | 0000501         | ERIE   |              | CONS   |                        | 399           |                 |              |
| OCKER CAMP ROAD WD                             | 0000477         | ERIE   |              | CONS   |                        | 399           |                 |              |
| OLD LAKE VIEW ROAD WD                          | 0000478         | ERIE   |              | CONS   |                        | 399           |                 |              |
| ORCHARD PARK WD 1                              | 0000518         | ERIE   |              | CONS   |                        | 612           |                 |              |
| ORCHARD PARK WD 2                              | 0000519         | ERIE   |              | CONS   |                        | 210           |                 |              |
| ORCHARD PARK WD 3                              | 0010128         | ERIE   |              | CONS   |                        | 399           |                 |              |
| ORCHARD PARK WD 4                              | 0000523         | ERIE   |              | CONS   |                        | 1780          |                 |              |
| ORCHARD PARK WD 5                              | 0000524         | ERIE   |              | CONS   |                        | 3900          |                 |              |
| ORCHARD PARK WD 6                              | 0000525         | ERIE   |              | CONS   |                        | 399           |                 |              |
| ORCHARD PARK WD 7                              | 0000526         | ERIE   |              | CONS   |                        | 399           |                 |              |
| ORCHARD PARK WD 8                              | 0000527         | ERIE   |              | CONS   |                        | 2300          |                 |              |
| ORCHARD PARK WD 9                              | 0000528         | ERIE   |              | CONS   |                        | 660           |                 |              |
| ORCHARD PARK WD 10                             | 0000529         | ERIE   |              | CONS   |                        | 330           |                 |              |
| ORCHARD PARK WD 11                             | 0000530         | ERIE   |              | CONS   |                        | 399           |                 |              |
| ORCHARD PARK WD 12                             | 0000531         | ERIE   |              | CONS   |                        | 399           |                 |              |
| ORCHARD PARK WD 13                             | 0000532         | ERIE   |              | CONS   |                        | 399           |                 |              |
| ORCHARD PARK WD 15                             | 0000533         | ERIE   |              | CONS   |                        | 25            |                 |              |
| ORCHARD PARK WD 17                             | 0000534         | ERIE   |              | CONS   |                        | 399           |                 |              |
| ORCHARD PARK WD 18                             | 0019099         | ERIE   |              | CONS   |                        | 96            |                 |              |
| ORCHARD PARK WD 19                             | 0000535         | ERIE   |              | CONS   |                        | 399           |                 |              |
| ORCHARD PARK WS                                | 0000537         | ERIE   |              | CONS   |                        | 3680          |                 |              |
| OSBORNE SAGAMORE HEIGHTS WD                    | 0000480         | ERIE   |              | CONS   |                        | 399           |                 |              |
| PARKER BIG TREE RD WD                          | 0000481         | ERIE   |              | CONS   |                        | 399           |                 |              |
| PICTURE LAKE WD                                | 0000482         | ERIE   |              | CONS   |                        | 399           |                 |              |
| SALEM DRIVE WD                                 | 0000502         | ERIE   |              | CONS   |                        | 399           |                 |              |
| SHORE HEIGHTS WD                               | 0000483         | ERIE   |              | CONS   |                        | 399           |                 |              |
| SLOAN  | 0000536         | ERIE   |              | CONS   |                        | 799           |                 |              |

POPULATION SERVED FLUORIDATED DRINKING WATER BY SOURCE SYSTEM,  
CONSECUTIVE SYSTEM, AND COUNTY WITHIN STATE (AS OF 12/31/85)

**NEW YORK**

| WATER SYSTEM and<br>CONSECUTIVE SYSTEMS SERVED           | EPA<br>ID<br>NO | COUNTY     | CHEM<br>USED | STATUS | FLUOR<br>START<br>DATE | POP<br>SERVED | NATURAL SYSTEMS<br>NAT OPT<br>LEVEL LEVEL |
|--|-----------------|------------|--------------|--------|------------------------|---------------|---|
| SOUTH TOWN WD  | 0000484         | ERIE       |              | CONS   |                        | 399           |   |
| STALEY DR WD   | 0000485         | ERIE       |              | CONS   |                        | 399           |   |
| THRUWAY WD   | 0000486         | ERIE       |              | CONS   |                        | 399           |   |
| TONAWANDA CON WD   | 0004557         | ERIE       |              | CONS   |                        | 69795         |   |
| VAIL WD  | 0000487         | ERIE       |              | CONS   |                        | 399           |   |
| WEBSTER CORNERS WD                                       | 0000520         | ERIE       |              | CONS   |                        | 399           |   |
| WEST SENECA WD 1   | 0004543         | ERIE       |              | CONS   |                        | 16000         |   |
| WEST SENECA WD 2   | 0004544         | ERIE       |              | CONS   |                        | 4000          |   |
| WEST SENECA WD 3   | 0004545         | ERIE       |              | CONS   |                        | 8000          |   |
| WEST SENECA WD 4   | 0004546         | ERIE       |              | CONS   |                        | 4000          |   |
| WEST SENECA WD 5   | 0004547         | ERIE       |              | CONS   |                        | 399           |   |
| WEST SENECA WD 6   | 0004548         | ERIE       |              | CONS   |                        | 5000          |   |
| WEST SENECA WD 7   | 0004549         | ERIE       |              | CONS   |                        | 399           |   |
| WEST SENECA WD 8   | 0004550         | ERIE       |              | CONS   |                        | 399           |   |
| WEST SENECA WD 9   | 0004551         | ERIE       |              | CONS   |                        | 500           |   |
| WILLIAMSVILLE (V)  | 0000541         | ERIE       |              | CONS   |                        | 799           |   |
| WINDHAM ABBOTT RD WD                                     | 0000521         | ERIE       |              | CONS   |                        | 399           |   |
| WINDOVER WIR DIST  | 0000503         | ERIE       |              | CONS   |                        | 399           |   |
| WOODLAWN WD  | 0000504         | ERIE       |              | CONS   |                        | 399           |   |
| TOTAL POPULATION SERVED BY SOURCE WATER SYSTEM - - - - - |                 |            |              |        |                        | 785596        |   |
| ERWIN  | 0001212         | STEBEN     | NaF          | ADJ    | 10/82                  | 1351          | 1.0                                       |
| TOTAL POPULATION SERVED BY SOURCE WATER SYSTEM - - - - - |                 |            |              |        |                        | 1351          |   |
| FAIRPORT WS  | 0001043         | MONROE     | Acid         | ADJ    | 02/57                  | 9000          | 1.0                                       |
| TOTAL POPULATION SERVED BY SOURCE WATER SYSTEM - - - - - |                 |            |              |        |                        | 9000          |   |
| FORT DRUM  | 0012214         | JEFFERSON  | NaF          | ADJ    | 05/75                  | 500           | 1.0                                       |
| TOTAL POPULATION SERVED BY SOURCE WATER SYSTEM - - - - - |                 |            |              |        |                        | 500           |   |
| GENESEO WS   | 0001017         | LIVINGSTON | Acid         | ADJ    | 09/60                  | 12066         | 1.0                                       |
| YORK TWP WD  | 0001027         | LIVINGSTON |              | CONS   |                        | 1600          |   |
| TOTAL POPULATION SERVED BY SOURCE WATER SYSTEM - - - - - |                 |            |              |        |                        | 13666         |   |
| GEYSER CREST   | 0000178         | SARATOGA   | Acid         | ADJ    | 11/84                  | 4800          | 1.0                                       |
| TOTAL POPULATION SERVED BY SOURCE WATER SYSTEM - - - - - |                 |            |              |        |                        | 4800          |   |
| GLOVERSVILLE WS  | 0000018         | FULTON     | NaSiF6       | ADJ    | 04/52                  | 17836         | 1.0                                       |
| TOTAL POPULATION SERVED BY SOURCE WATER SYSTEM - - - - - |                 |            |              |        |                        | 17836         |   |

POPULATION SERVED FLUORIDATED DRINKING WATER BY SOURCE SYSTEM,  
CONSECUTIVE SYSTEM, AND COUNTY WITHIN STATE (AS OF 12/31/85)

## NEW YORK

| WATER SYSTEM and<br>CONSECUTIVE SYSTEMS SERVED           | EPA<br>ID<br>NO    | COUNTY       | CHEM<br>USED | STATUS      | FLUOR<br>START<br>DATE | POP<br>SERVED | NATURAL SYSTEMS<br>NAT<br>LEVEL | OPT<br>LEVEL |
|--|--------------------|--------------|--------------|-------------|------------------------|---------------|---------------------------------|--------------|
| GOUVERNEUR WS  | 0004385            | ST. LAWRENCE | Acid         | ADJ         | 07/68                  | 4285          |                                 | 1.0          |
| TOTAL POPULATION SERVED BY SOURCE WATER SYSTEM - - - - - |                    |              |              |             |                        | 4285          |                                 |              |
| GOWANDA WS   | 0000340            | CATTARAUGUS  | Acid         | ADJ         | 06/74                  | 3100          |                                 | 1.0          |
| TOTAL POPULATION SERVED BY SOURCE WATER SYSTEM - - - - - |                    |              |              |             |                        | 3100          |                                 |              |
| GREENWICH WATER CO, CT<br>PORT CHESTER WW INC            | 0570011<br>0003456 | WESTCHESTER  | Acid         | ADJ<br>CONS | 03/67                  | 0<br>46648    |                                 | 1.0          |
| TOTAL POPULATION SERVED BY SOURCE WATER SYSTEM - - - - - |                    |              |              |             |                        | 46648         |                                 |              |
| GRIFFIS AFB  | 0017526            | ONEIDA       | Acid         | ADJ         | 01/68                  | 7600          |                                 | 1.0          |
| TOTAL POPULATION SERVED BY SOURCE WATER SYSTEM - - - - - |                    |              |              |             |                        | 7600          |                                 |              |
| HAMILTON WS  | 0002377            | MADISON      | Acid         | ADJ         | 05/69                  | 3775          |                                 | 1.0          |
| TOTAL POPULATION SERVED BY SOURCE WATER SYSTEM - - - - - |                    |              |              |             |                        | 3775          |                                 |              |
| HAMMONDSPORT   | 0001223            | STEUBEN      | Acid         | ADJ         | 03/84                  | 1144          |                                 | 1.0          |
| TOTAL POPULATION SERVED BY SOURCE WATER SYSTEM - - - - - |                    |              |              |             |                        | 1144          |                                 |              |
| HEMLOCK(MONROE CO WA)                                    | 0001018            | LIVINGSTON   | Acid         | ADJ         | 03/64                  | 600           |                                 | 1.0          |
| TOTAL POPULATION SERVED BY SOURCE WATER SYSTEM - - - - - |                    |              |              |             |                        | 600           |                                 |              |
| HIGHLAND FALLS WS  | 0003532            | ORANGE       | NaF          | ADJ         | 01/72                  | 5500          |                                 | 1.0          |
| TOTAL POPULATION SERVED BY SOURCE WATER SYSTEM - - - - - |                    |              |              |             |                        | 5500          |                                 |              |
| HIGHLAND WD  | 0003368            | ULSTER       | NaF          | ADJ         | 05/54                  | 3568          |                                 | 1.0          |
| TOTAL POPULATION SERVED BY SOURCE WATER SYSTEM - - - - - |                    |              |              |             |                        | 3568          |                                 |              |
| HOLCOMB WS   | 0001157            | ONTARIO      | Acid         | ADJ         | 12/70                  | 951           |                                 | 1.0          |
| TOTAL POPULATION SERVED BY SOURCE WATER SYSTEM - - - - - |                    |              |              |             |                        | 951           |                                 |              |
| HOMER WS   | 0001757            | CORTLAND     | NaF          | ADJ         | 01/79                  | 4242          |                                 | 1.0          |
| TOTAL POPULATION SERVED BY SOURCE WATER SYSTEM - - - - - |                    |              |              |             |                        | 4242          |                                 |              |

POPULATION SERVED FLUORIDATED DRINKING WATER BY SOURCE SYSTEM,  
CONSECUTIVE SYSTEM, AND COUNTY WITHIN STATE (AS OF 12/31/85)

# NEW YORK

| WATER SYSTEM and<br>CONSECUTIVE SYSTEMS SERVED           | EPA<br>ID<br>NO | COUNTY      | CHEM<br>USED | STATUS | FLUOR<br>START<br>DATE | POP<br>SERVED | NATURAL SYSTEMS<br>NAT OPT<br>LEVEL LEVEL |
|--|-----------------|-------------|--------------|--------|------------------------|---------------|---|
| HOOSICK FALLS WS   | 0000041         | RENSSELAER  | Acid         | ADJ    | 09/52                  | 4100          | 1.0                                       |
| TOTAL POPULATION SERVED BY SOURCE WATER SYSTEM - - - - - |                 |             |              |        |                        | 4100          |   |
| HORSEHEADS WS  | 0001009         | CHEMUNG     | Acid         | ADJ    | 02/59                  | 7348          | 1.0                                       |
| HORSEHEADS TOWN WD 2                                     | 0004537         | CHEMUNG     |              | CONS   |                        | 900           |   |
| HORSEHEADS TOWN WD 6                                     | 0004540         | CHEMUNG     |              | CONS   |                        | 210           |   |
| HORSEHEADS TOWN WD 7                                     | 0004539         | CHEMUNG     |              | CONS   |                        | 308           |   |
| HORSEHEADS(T) TOWN WD 9                                  | 0019098         | CHEMUNG     |              | CONS   |                        | 279           |   |
| TOTAL POPULATION SERVED BY SOURCE WATER SYSTEM - - - - - |                 |             |              |        |                        | 9045          |   |
| HUDSON FALLS WS  | 0000123         | WASHINGTON  | Acid         | ADJ    | 10/62                  | 7419          | 1.0                                       |
| TOTAL POPULATION SERVED BY SOURCE WATER SYSTEM - - - - - |                 |             |              |        |                        | 7419          |   |
| JAMAICA WATER SUPPLY CO                                  | 0011735         | NASSAU      | Acid         | ADJ    | 09/73                  | 518312        | 1.0                                       |
| TOTAL POPULATION SERVED BY SOURCE WATER SYSTEM - - - - - |                 |             |              |        |                        | 518312        |   |
| JAMESTOWN WS   | 0000366         | CHAUTAUQUA  | NaSiF6       | ADJ    | 06/63                  | 42784         | 1.0                                       |
| CELERON  | 0000357         | CHAUTAUQUA  |              | CONS   |                        | 1431          |   |
| ELLCOTT TWP WD 2   | 0019793         | CHAUTAUQUA  |              | CONS   |                        | 250           |   |
| ELLCOTT TWP WD 3   | 0019794         | CHAUTAUQUA  |              | CONS   |                        | 200           |   |
| FALCONER   | 0000362         | CHAUTAUQUA  |              | CONS   |                        | 2928          |   |
| LAKEWOOD   | 0000367         | CHAUTAUQUA  |              | CONS   |                        | 3941          |   |
| W ELLICOTT TWP WD1                                       | 0000361         | CHAUTAUQUA  |              | CONS   |                        | 250           |   |
| TOTAL POPULATION SERVED BY SOURCE WATER SYSTEM - - - - - |                 |             |              |        |                        | 51784         |   |
| LAKEVILLE WD   | 0001019         | LIVINGSTON  | Acid         | ADJ    | 10/82                  | 2400          | 1.0                                       |
| TOTAL POPULATION SERVED BY SOURCE WATER SYSTEM - - - - - |                 |             |              |        |                        | 2400          |   |
| LARCHMONT WS   | 0003433         | WESTCHESTER | NaSiF6       | ADJ    | 02/53                  | 6268          | 1.0                                       |
| TOTAL POPULATION SERVED BY SOURCE WATER SYSTEM - - - - - |                 |             |              |        |                        | 6268          |   |
| LEROY WS   | 0000549         | GENESEE     | Acid         | ADJ    | 06/70                  | 6200          | 1.0                                       |
| TOTAL POPULATION SERVED BY SOURCE WATER SYSTEM - - - - - |                 |             |              |        |                        | 6200          |   |
| LEVITTOWN WS   | 0002832         | NASSAU      | Acid         | ADJ    | 01/54                  | 48749         | 1.0                                       |
| TOTAL POPULATION SERVED BY SOURCE WATER SYSTEM - - - - - |                 |             |              |        |                        | 48749         |   |



POPULATION SERVED FLUORIDATED DRINKING WATER BY SOURCE SYSTEM,  
CONSECUTIVE SYSTEM, AND COUNTY WITHIN STATE (AS OF 12/31/85)

**NEW YORK**

| WATER SYSTEM and<br>CONSECUTIVE SYSTEMS SERVED           | EPA<br>ID<br>NO | COUNTY       | CHEM<br>USED | STATUS | FLUOR<br>START<br>DATE | POP<br>SERVED | NATURAL SYSTEMS<br>NAT<br>LEVEL | OPT<br>LEVEL |
|--|-----------------|--------------|--------------|--------|------------------------|---------------|---------------------------------|--------------|
| LIMA   | 0001021         | LIVINGSTON   | NaF          | ADJ    | 01/84                  | 2000          |                                 | 1.0          |
| TOTAL POPULATION SERVED BY SOURCE WATER SYSTEM - - - - - |                 |              |              |        |                        | 2000          |                                 |              |
| LIVONIA (MONROE CO WA)                                   | 0001022         | LIVINGSTON   | Acid         | ADJ    | 09/82                  | 1275          |                                 | 1.0          |
| LIVONIA CENTER WD  | 0001030         | LIVINGSTON   |              | CONS   |                        | 250           |                                 |              |
| SOUTH LIVONIA WD   | 0011950         | LIVINGSTON   |              | CONS   |                        | 300           |                                 |              |
| TOTAL POPULATION SERVED BY SOURCE WATER SYSTEM - - - - - |                 |              |              |        |                        | 1825          |                                 |              |
| LOCKPORT WS  | 0000564         | NIAGARA      | NaSiF6       | ADJ    | 01/59                  | 25000         |                                 | 1.0          |
| TOTAL POPULATION SERVED BY SOURCE WATER SYSTEM - - - - - |                 |              |              |        |                        | 25000         |                                 |              |
| LYNDONVILLE  | 0000599         | ORLEANS      | NaF          | ADJ    | 05/82                  | 960           |                                 | 1.0          |
| TOTAL POPULATION SERVED BY SOURCE WATER SYSTEM - - - - - |                 |              |              |        |                        | 960           |                                 |              |
| LYONS WS   | 0001229         | WAYNE        | Acid         | ADJ    | 03/78                  | 4600          |                                 | 1.0          |
| LYONS TWP WD-CRISTIM WD                                  | 0017537         | WAYNE        |              | CONS   |                        | 150           |                                 |              |
| TOTAL POPULATION SERVED BY SOURCE WATER SYSTEM - - - - - |                 |              |              |        |                        | 4750          |                                 |              |
| MACEDON TWP WD 2   | 0001230         | STEBEN       | Acid         | ADJ    | 08/82                  | 1800          |                                 | 1.0          |
| TOTAL POPULATION SERVED BY SOURCE WATER SYSTEM - - - - - |                 |              |              |        |                        | 1800          |                                 |              |
| MANCHESTER   | 0001160         | WAYNE        | Acid         | ADJ    | 08/82                  | 1640          |                                 | 1.0          |
| TOTAL POPULATION SERVED BY SOURCE WATER SYSTEM - - - - - |                 |              |              |        |                        | 1640          |                                 |              |
| MARATHON   | 0001759         | CORTLAND     | Acid         | ADJ    | 08/82                  | 1107          |                                 | 1.0          |
| TOTAL POPULATION SERVED BY SOURCE WATER SYSTEM - - - - - |                 |              |              |        |                        | 1107          |                                 |              |
| MASSENA WS   | 0004390         | ST. LAWRENCE | Acid         | ADJ    | 05/65                  | 12851         |                                 | 1.0          |
| TOTAL POPULATION SERVED BY SOURCE WATER SYSTEM - - - - - |                 |              |              |        |                        | 12851         |                                 |              |
| MENANDS WS   | 0000200         | ALBANY       | NaSiF6       | ADJ    | 01/67                  | 4500          |                                 | 1.0          |
| TOTAL POPULATION SERVED BY SOURCE WATER SYSTEM - - - - - |                 |              |              |        |                        | 4500          |                                 |              |
| MIDDLEBURGH  | 0000096         | SCHOHARIE    | Acid         | ADJ    | 05/84                  | 1358          |                                 | 1.0          |
| TOTAL POPULATION SERVED BY SOURCE WATER SYSTEM - - - - - |                 |              |              |        |                        | 1358          |                                 |              |

POPULATION SERVED.FLUORIDATED DRINKING WATER BY SOURCE SYSTEM,  
CONSECUTIVE SYSTEM, AND COUNTY WITHIN STATE (AS OF 12/31/85)

**NEW YORK**

| WATER SYSTEM and<br>CONSECUTIVE SYSTEMS SERVED | EPA<br>ID<br>NO | COUNTY | CHEM<br>USED | STATUS | FLUOR<br>START<br>DATE | POP<br>SERVED | NATURAL SYSTEMS<br>NAT<br>LEVEL | OPT<br>LEVEL |
|--|-----------------|--------|--------------|--------|------------------------|---------------|---------------------------------|--------------|
| MONROE CO WATER AUTH                           | 0001047         | MONROE | Acid         | ADJ    | 03/64                  | 260000        |                                 | 1.0          |
| BRIGHTON TWP-BRIGHTON WD                       | 0015673         | MONROE |              | CONS   |                        | 399           |                                 |              |
| CHILI TWP-RIVERDALE WD                         | 0015635         | MONROE |              | CONS   |                        | 399           |                                 |              |
| CLARKSON MEADOWS WD                            | 0017542         | MONROE |              | CONS   |                        | 217           |                                 |              |
| CLARKSON WD                                    | 0001041         | MONROE |              | CONS   |                        | 1377          |                                 |              |
| CREEK STREET WD                                | 0004522         | MONROE |              | CONS   |                        | 399           |                                 |              |
| DRAKE ROAD WD                                  | 0001062         | MONROE |              | CONS   |                        | 399           |                                 |              |
| EAST HYDRANT WD                                | 0017545         | MONROE |              | CONS   |                        | 399           |                                 |              |
| EAST ROCHESTER WS                              | 0001042         | MONROE |              | CONS   |                        | 8000          |                                 |              |
| EMPIRE WD                                      | 0001063         | MONROE |              | CONS   |                        | 399           |                                 |              |
| FIVE MILE LINE ROAD WD                         | 0001064         | MONROE |              | CONS   |                        | 399           |                                 |              |
| FOREST LAWN WD                                 | 0001065         | MONROE |              | CONS   |                        | 399           |                                 |              |
| GREECE CONSOL WD-MCWA                          | 0001044         | MONROE |              | CONS   |                        | 55000         |                                 |              |
| HAMLIN CONSOLIDATED WD                         | 0004525         | MONROE |              | CONS   |                        | 3140          |                                 |              |
| HAMLIN KENDALL WD                              | 0001087         | MONROE |              | CONS   |                        | 1622          |                                 |              |
| HAMLIN PARMA JOINT WD                          | 0004526         | MONROE |              | CONS   |                        | 319           |                                 |              |
| HAMLIN WALKER WD                               | 0001106         | MONROE |              | CONS   |                        | 450           |                                 |              |
| HARD ROAD WD                                   | 0001066         | MONROE |              | CONS   |                        | 399           |                                 |              |
| HATCH ROAD WD                                  | 0001067         | MONROE |              | CONS   |                        | 399           |                                 |              |
| HENRIETTA WD 1                                 | 0004527         | MONROE |              | CONS   |                        | 38000         |                                 |              |
| HILTON WS                                      | 0001045         | MONROE |              | CONS   |                        | 4721          |                                 |              |
| MCWA-COLLAMER RD WD                            | 0015659         | MONROE |              | CONS   |                        | 139           |                                 |              |
| HOLT ROAD WD                                   | 0017541         | MONROE |              | CONS   |                        | 399           |                                 |              |
| HONEBOYE FALLS                                 | 0015674         | MONROE |              | CONS   |                        | 399           |                                 |              |
| INSPIRATION POINT WD                           | 0001068         | MONROE |              | CONS   |                        | 399           |                                 |              |
| IRONDEQUOIT TWP-WD                             | 0015648         | MONROE |              | CONS   |                        | 399           |                                 |              |
| JACKSON ROAD WD                                | 0017544         | MONROE |              | CONS   |                        | 399           |                                 |              |
| KLEM ROAD WD                                   | 0017540         | MONROE |              | CONS   |                        | 399           |                                 |              |
| LAKE ROAD WD                                   | 0001069         | MONROE |              | CONS   |                        | 399           |                                 |              |
| LAKE SHORE WD-MCWA                             | 0001105         | MONROE |              | CONS   |                        | 399           |                                 |              |
| MAPLE DRIVE WD                                 | 0017539         | MONROE |              | CONS   |                        | 399           |                                 |              |
| MCWA-BENEDICT TRACT WD                         | 0015626         | MONROE |              | CONS   |                        | 399           |                                 |              |
| MCWA-BROOKVIEW TRACT WD                        | 0015627         | MONROE |              | CONS   |                        | 399           |                                 |              |
| MCWA-BUFFALO ROAD WD                           | 0015637         | MONROE |              | CONS   |                        | 399           |                                 |              |
| MCWA-CHILI AVENUE TRACT WD                     | 0015628         | MONROE |              | CONS   |                        | 399           |                                 |              |
| MCWA-CHILI HEIGHTS WD                          | 0015629         | MONROE |              | CONS   |                        | 399           |                                 |              |
| MCWA-CHILI WD                                  | 0015630         | MONROE |              | CONS   |                        | 399           |                                 |              |
| MCWA-COLLAMER RD WD                            | 0015659         | MONROE |              | CONS   |                        | 139           |                                 |              |
| MCWA-CREEKVIEW WD                              | 0015631         | MONROE |              | CONS   |                        | 399           |                                 |              |
| MCWA-CULVER RD ORCHARDS WD                     | 0015644         | MONROE |              | CONS   |                        | 399           |                                 |              |
| MCWA-E & N GATES CONSOL WD                     | 0015638         | MONROE |              | CONS   |                        | 399           |                                 |              |
| MCWA-E GATES-SOWEST EXT WD                     | 0015639         | MONROE |              | CONS   |                        | 399           |                                 |              |
| MCWA-EAST AVE WD                               | 0015676         | MONROE |              | CONS   |                        | 399           |                                 |              |
| MCWA-EAST WD                                   | 0015677         | MONROE |              | CONS   |                        | 399           |                                 |              |

POPULATION SERVED FLUORIDATED DRINKING WATER BY SOURCE SYSTEM,  
CONSECUTIVE SYSTEM, AND COUNTY WITHIN STATE (AS OF 12/31/85)

**NEW YORK**

| WATER SYSTEM and<br>CONSECUTIVE SYSTEMS SERVED | EPA<br>ID<br>NO | COUNTY | CHEM<br>USED | STATUS | FLUOR<br>START<br>DATE | POP<br>SERVED | NATURAL SYSTEMS |              |
|--|-----------------|--------|--------------|--------|------------------------|---------------|-----------------|--------------|
|  |                 |        |              |        |                        |               | NAT<br>LEVEL    | OPT<br>LEVEL |
| MCWA-EAST WIR DIST                             | 0019668         | MONROE |              | CONS   |                        | 399           |                 |              |
| MCWA-FAIRVIEW WD                               | 0015645         | MONROE |              | CONS   |                        | 399           |                 |              |
| MCWA-FERGUSON DR WD                            | 0015660         | MONROE |              | CONS   |                        | 81            |                 |              |
| MCWA-FRENCH RD WD                              | 0015678         | MONROE |              | CONS   |                        | 399           |                 |              |
| MCWA-FRUITDALE WD                              | 0015646         | MONROE |              | CONS   |                        | 399           |                 |              |
| MCWA-GATES CONSOL WD 2                         | 0015640         | MONROE |              | CONS   |                        | 399           |                 |              |
| MCWA-HELENDALE WD                              | 0015647         | MONROE |              | CONS   |                        | 399           |                 |              |
| MCWA-HUFFER RD & ZELLWEGER                     | 0015661         | MONROE |              | CONS   |                        | 403           |                 |              |
| MCWA-KNOLLWOOD WD                              | 0015679         | MONROE |              | CONS   |                        | 399           |                 |              |
| MCWA-LAKE SHORE W BEACH WD                     | 0015662         | MONROE |              | CONS   |                        | 260           |                 |              |
| MCWA-LAKECREST WD                              | 0015688         | MONROE |              | CONS   |                        | 399           |                 |              |
| MCWA-LINDEN AVE WD                             | 0015680         | MONROE |              | CONS   |                        | 399           |                 |              |
| MCWA-LOCKWOOD WD                               | 0015632         | MONROE |              | CONS   |                        | 399           |                 |              |
| MCWA-LONG MEADOW-FOREST PK WD                  | 0015681         | MONROE |              | CONS   |                        | 399           |                 |              |
| MCWA-MANITOU RD WD                             | 0015664         | MONROE |              | CONS   |                        | 298           |                 |              |
| MCWA-MENDON WD                                 | 0015675         | MONROE |              | CONS   |                        | 399           |                 |              |
| MCWA-MORGAN ROAD WD                            | 0015633         | MONROE |              | CONS   |                        | 399           |                 |              |
| MCWA-MUMFORD WD                                | 0015686         | MONROE |              | CONS   |                        | 399           |                 |              |
| MCWA-NORTH GOODMAN WD                          | 0015649         | MONROE |              | CONS   |                        | 399           |                 |              |
| MCWA-OGDEN WD 1                                | 0015655         | MONROE |              | CONS   |                        | 399           |                 |              |
| MCWA-OGDEN-GATES WD                            | 0015657         | MONROE |              | CONS   |                        | 399           |                 |              |
| MCWA-PALMYRA RD WD                             | 0015682         | MONROE |              | CONS   |                        | 399           |                 |              |
| MCWA-PARMA CENTER WD                           | 0015663         | MONROE |              | CONS   |                        | 450           |                 |              |
| MCWA-PARMA NORTH WD                            | 0015665         | MONROE |              | CONS   |                        | 1584          |                 |              |
| MCWA-PARMA RIDGE RD WD                         | 0015666         | MONROE |              | CONS   |                        | 837           |                 |              |
| MCWA-PARMA SOUTH WD                            | 0019623         | MONROE |              | CONS   |                        | 1414          |                 |              |
| MCWA-PIXLEY ROAD WD                            | 0015641         | MONROE |              | CONS   |                        | 399           |                 |              |
| MCWA-RANCHMAR WD                               | 0015634         | MONROE |              | CONS   |                        | 399           |                 |              |
| MCWA-RIGA WD                                   | 0015671         | MONROE |              | CONS   |                        | 399           |                 |              |
| MCWA-ROLLING ACRES                             | 0015658         | MONROE |              | CONS   |                        | 399           |                 |              |
| MCWA-SCOTTSVILLE                               | 0015685         | MONROE |              | CONS   |                        | 399           |                 |              |
| MCWA-SENECA-RODGERS WD                         | 0015650         | MONROE |              | CONS   |                        | 399           |                 |              |
| MCWA-SO PITTSFORD WD 1                         | 0015683         | MONROE |              | CONS   |                        | 399           |                 |              |
| MCWA-SO PITTSFORD WD 2                         | 0015684         | MONROE |              | CONS   |                        | 399           |                 |              |
| MCWA-SOUTH GATES WD                            | 0015642         | MONROE |              | CONS   |                        | 399           |                 |              |
| MCWA-SOUTHEAST WD                              | 0015689         | MONROE |              | CONS   |                        | 399           |                 |              |
| MCWA-ST PAUL WD                                | 0015651         | MONROE |              | CONS   |                        | 399           |                 |              |
| MCWA-STATE JACKSON WD                          | 0015669         | MONROE |              | CONS   |                        | 36            |                 |              |
| MCWA-SUMMERSVILLE WD                           | 0015652         | MONROE |              | CONS   |                        | 399           |                 |              |
| MCWA-SUNSETVIEW WD                             | 0015636         | MONROE |              | CONS   |                        | 399           |                 |              |
| MCWA-TRIMMER-RIDGE WD                          | 0015667         | MONROE |              | CONS   |                        | 78            |                 |              |
| MCWA-WEST GATES WD                             | 0015643         | MONROE |              | CONS   |                        | 399           |                 |              |
| MCWA-WHEATLAND WD                              | 0015687         | MONROE |              | CONS   |                        | 399           |                 |              |
| MCWA-WINFIELD ROAD WD                          | 0015653         | MONROE |              | CONS   |                        | 399           |                 |              |

POPULATION SERVED FLUORIDATED DRINKING WATER BY SOURCE SYSTEM,  
CONSECUTIVE SYSTEM, AND COUNTY WITHIN STATE (AS OF 12/31/85)

## NEW YORK

| WATER SYSTEM and<br>CONSECUTIVE SYSTEMS SERVED           | EPA<br>ID<br>NO | COUNTY       | CHEM<br>USED | STATUS | FLUOR<br>START<br>DATE | POP<br>SERVED | NATURAL SYSTEMS<br>NAT OPT<br>LEVEL LEVEL |
|--|-----------------|--------------|--------------|--------|------------------------|---------------|---|
| NORTH EAST WD  | 0001070         | MONROE       |              | CONS   |                        | 399           |   |
| NORTH WD   | 0001071         | MONROE       |              | CONS   |                        | 399           |   |
| PEARLWOOD RD   | 0001149         | MONROE       |              | CONS   |                        | 399           |   |
| PENFIELD WD  | 0015668         | MONROE       |              | CONS   |                        | 399           |   |
| PERINTON TWP   | 0015670         | MONROE       |              | CONS   |                        | 240           |   |
| PITTSFORD WS   | 0001054         | MONROE       |              | CONS   |                        | 4500          |   |
| ROCHESTER  | 0004518         | MONROE       |              | CONS   |                        | 225000        |   |
| RUSH TWP WD  | 0001056         | MONROE       |              | CONS   |                        | 399           |   |
| RUSH WD 2 - MCWA   | 0001148         | MONROE       |              | CONS   |                        | 399           |   |
| SEA BREEZE WD-MCWA                                       | 0001118         | MONROE       |              | CONS   |                        | 8100          |   |
| SHOECRAFT WD   | 0001072         | MONROE       |              | CONS   |                        | 399           |   |
| SOUTH FIVE MILE LINE WD                                  | 0001073         | MONROE       |              | CONS   |                        | 399           |   |
| SPENCERPORT  | 0001058         | MONROE       |              | CONS   |                        | 4725          |   |
| SWEDEN OGDEN JOINT WD                                    | 0004570         | MONROE       |              | CONS   |                        | 1564          |   |
| SWEDEN WD 1  | 0001059         | MONROE       |              | CONS   |                        | 153           |   |
| SWEDEN WD 2  | 0001077         | MONROE       |              | CONS   |                        | 1088          |   |
| SWEDEN WD 3  | 0001088         | MONROE       |              | CONS   |                        | 187           |   |
| SWEDEN WD 4  | 0001078         | MONROE       |              | CONS   |                        | 340           |   |
| TERRA BUONA WD   | 0019607         | MONROE       |              | CONS   |                        | 98            |   |
| UNION HILL WD  | 0001060         | MONROE       |              | CONS   |                        | 399           |   |
| VOSBURG WD   | 0001074         | MONROE       |              | CONS   |                        | 399           |   |
| WEST WD  | 0001076         | MONROE       |              | CONS   |                        | 399           |   |
| WHAL ROAD WD   | 0001075         | MONROE       |              | CONS   |                        | 399           |   |
| TOTAL POPULATION SERVED BY SOURCE WATER SYSTEM - - - - - |                 |              |              |        |                        | 655283        |   |
| MONTICELLO WS  | 0003337         | SULLIVAN     | NaF          | ADJ    | 01/57                  | 7500          | 1.0                                       |
| TOTAL POPULATION SERVED BY SOURCE WATER SYSTEM - - - - - |                 |              |              |        |                        | 7500          |   |
| MORRISONVILLE WD   | 0000220         | CLINTON      | NaSiF6       | ADJ    | 12/82                  | 1000          | 1.0                                       |
| TOTAL POPULATION SERVED BY SOURCE WATER SYSTEM - - - - - |                 |              |              |        |                        | 1000          |   |
| MORRISTOWN WS  | 0004391         | ST. LAWRENCE | Acid         | ADJ    | 08/67                  | 550           | 1.0                                       |
| TOTAL POPULATION SERVED BY SOURCE WATER SYSTEM - - - - - |                 |              |              |        |                        | 550           |   |
| MORRISVILLE  | 0003521         | CLINTON      | NaF          | ADJ    | 11/84                  | 1500          | 1.0                                       |
| TOTAL POPULATION SERVED BY SOURCE WATER SYSTEM - - - - - |                 |              |              |        |                        | 1500          |   |
| NAPLES   | 0001161         | ONTARIO      | Acid         | ADJ    | 05/83                  | 1226          | 1.0                                       |
| TOTAL POPULATION SERVED BY SOURCE WATER SYSTEM - - - - - |                 |              |              |        |                        | 1226          |   |

POPULATION SERVED FLUORIDATED DRINKING WATER BY SOURCE SYSTEM,  
CONSECUTIVE SYSTEM, AND COUNTY WITHIN STATE (AS OF 12/31/85)

## NEW YORK

| WATER SYSTEM and<br>CONSECUTIVE SYSTEMS SERVED           | EPA<br>ID<br>NO | COUNTY      | CHEM<br>USED | STATUS | FLUOR<br>START<br>DATE | POP<br>SERVED | NATURAL SYSTEMS<br>NAT<br>LEVEL | OPT<br>LEVEL |
|--|-----------------|-------------|--------------|--------|------------------------|---------------|---------------------------------|--------------|
| NEW YORK CITY WS   | 0003493         | NEW YORK    | NaSiF6       | ADJ    | 09/65                  | 652718        |                                 | 1.0          |
| NEW ROCHELLE WC (PART)                                   | 0003444         | WESTCHESTER |              | CONS   |                        | 45804         |                                 |              |
| GREENBURGH TWP-D PK (PART)                               | 0003429         | WESTCHESTER |              | CONS   |                        | 20000         |                                 |              |
| PELHAM   | 0011901         | WESTCHESTER |              | CONS   |                        | 2053          |                                 |              |
| WESTCHESTER JT WW 1                                      | 0003435         | WESTCHESTER |              | CONS   |                        | 29589         |                                 |              |
| NEW ROCHELLE WC (PART)                                   | 0003444         | WESTCHESTER |              | CONS   |                        | 45804         |                                 |              |
| GREENBURGH TWP-D PK (PART)                               | 0003429         | WESTCHESTER |              | CONS   |                        | 20000         |                                 |              |
| PELHAM   | 0011901         | WESTCHESTER |              | CONS   |                        | 2053          |                                 |              |
| YONKERS WS   | 0003465         | NEW YORK    |              | CONS   |                        | 194000        |                                 |              |
| TOTAL POPULATION SERVED BY SOURCE WATER SYSTEM - - - - - |                 |             |              |        |                        | 6912021       |                                 |              |
| NEWARK WS  | 0001232         | WAYNE       | Acid         | ADJ    | 02/61                  | 10000         |                                 | 1.0          |
| TOTAL POPULATION SERVED BY SOURCE WATER SYSTEM - - - - - |                 |             |              |        |                        | 10000         |                                 |              |
| NEWBURG WS   | 0003578         | ORANGE      | NaF          | ADJ    | 05/45                  | 9600          |                                 | 1.0          |
| NEW WINDSOR TWP-CONS WD                                  | 0003580         | ORANGE      |              | CONS   |                        | 15000         |                                 |              |
| NEWBURGH CITY  | 0003549         | ORANGE      |              | CONS   |                        | 23438         |                                 |              |
| TOTAL POPULATION SERVED BY SOURCE WATER SYSTEM - - - - - |                 |             |              |        |                        | 48038         |                                 |              |
| NEWBURGH   | 0003546         | ORANGE      | Acid         | ADJ    | 05/84                  | 364           |                                 | 1.0          |
| TOTAL POPULATION SERVED BY SOURCE WATER SYSTEM - - - - - |                 |             |              |        |                        | 364           |                                 |              |
| NIAGARA CO WD  | 0000567         | NIAGARA     | Acid         | ADJ    | 07/60                  | 38            |                                 | 1.0          |
| BARKER   | 0000556         | NIAGARA     |              | CONS   |                        | 552           |                                 |              |
| CAMBRIA WD   | 0000557         | NIAGARA     |              | CONS   |                        | 4419          |                                 |              |
| CARLISLE GARDENS LOCKPART WD 1                           | 0000565         | NIAGARA     |              | CONS   |                        | 450           |                                 |              |
| HARTLAND WD  | 0000588         | NIAGARA     |              | CONS   |                        | 2400          |                                 |              |
| LEWISTON WTR IMPROVEMENT AREA                            | 0000561         | NIAGARA     |              | CONS   |                        | 14700         |                                 |              |
| LEWISTOWN VILLAGE  | 0000558         | NIAGARA     |              | CONS   |                        | 3326          |                                 |              |
| LINCOLN VILLAGE LOCKPART WD 2                            | 0000562         | NIAGARA     |              | CONS   |                        | 410           |                                 |              |
| LOCKPORT WD 3  | 0000563         | NIAGARA     |              | CONS   |                        | 11800         |                                 |              |
| MEDINA   | 0000600         | NIAGARA     |              | CONS   |                        | 7000          |                                 |              |
| MIDDLEPORT   | 0000566         | NIAGARA     |              | CONS   |                        | 2000          |                                 |              |
| NEWFANE WD 4   | 0000595         | NIAGARA     |              | CONS   |                        | 5810          |                                 |              |
| NEWFANE WD NO 1,2,3 CONSOL                               | 0000573         | NIAGARA     |              | CONS   |                        | 4900          |                                 |              |
| NIAGARA FALLS WS   | 0000568         | NIAGARA     |              | CONS   |                        | 71384         |                                 |              |
| NIAGARA WTR IMPROVEMENT AREA                             | 0000571         | NIAGARA     |              | CONS   |                        | 9500          |                                 |              |
| PENDLETON TWP WD   | 0000574         | NIAGARA     |              | CONS   |                        | 4726          |                                 |              |
| PORTER WD 1  | 0000577         | NIAGARA     |              | CONS   |                        | 2000          |                                 |              |
| PORTER WD 2  | 0000578         | NIAGARA     |              | CONS   |                        | 3200          |                                 |              |

POPULATION SERVED FLUORIDATED DRINKING WATER BY SOURCE SYSTEM,  
CONSECUTIVE SYSTEM, AND COUNTY WITHIN STATE (AS OF 12/31/85)

**NEW YORK**

| WATER SYSTEM and<br>CONSECUTIVE SYSTEMS SERVED           | EPA<br>ID<br>NO | COUNTY       | CHEM<br>USED | STATUS | FLUOR<br>START<br>DATE | POP<br>SERVED | NATURAL SYSTEMS<br>NAT<br>LEVEL | OPT<br>LEVEL |
|--|-----------------|--------------|--------------|--------|------------------------|---------------|---------------------------------|--------------|
| RANSOMVILLE EXTENSION #3 WD                              | 0000579         | NIAGARA      |              | CONS   |                        | 585           |                                 |              |
| ROYALTON WD 1  | 0000580         | NIAGARA      |              | CONS   |                        | 1200          |                                 |              |
| ROYALTON WD 2  | 0000581         | NIAGARA      |              | CONS   |                        | 1275          |                                 |              |
| SOMERSET CONSOL WD                                       | 0000583         | NIAGARA      |              | CONS   |                        | 2500          |                                 |              |
| WHEATFIELD WD  | 0000585         | NIAGARA      |              | CONS   |                        | 9600          |                                 |              |
| WILSON   | 0000586         | NIAGARA      |              | CONS   |                        | 1236          |                                 |              |
| WILSON TOWN WD   | 0000587         | NIAGARA      |              | CONS   |                        | 5792          |                                 |              |
| YOUNGSTOWN   | 0016262         | NIAGARA      |              | CONS   |                        | 2200          |                                 |              |
| TOTAL POPULATION SERVED BY SOURCE WATER SYSTEM - - - - - |                 |              |              |        |                        | 173003        |                                 |              |
| NISKAYUNA W S  | 0000077         | SCHENECTADY  | NaF          | ADJ    | 07/79                  | 11000         |                                 | 1.0          |
| TOTAL POPULATION SERVED BY SOURCE WATER SYSTEM - - - - - |                 |              |              |        |                        | 11000         |                                 |              |
| NORTH TONAWANDA WS                                       | 0000572         | NIAGARA      | Acid         | ADJ    | 01/61                  | 36000         |                                 | 1.0          |
| TOTAL POPULATION SERVED BY SOURCE WATER SYSTEM - - - - - |                 |              |              |        |                        | 36000         |                                 |              |
| NORWICH WS   | 0001745         | CHENANGO     | NaF          | ADJ    | 03/75                  | 8082          |                                 | 1.0          |
| TOTAL POPULATION SERVED BY SOURCE WATER SYSTEM - - - - - |                 |              |              |        |                        | 8082          |                                 |              |
| NORWOOD  | 0004393         | ST LAWRENCE  | Acid         | ADJ    | 12/82                  | 2200          |                                 | 1.0          |
| TOTAL POPULATION SERVED BY SOURCE WATER SYSTEM - - - - - |                 |              |              |        |                        | 2200          |                                 |              |
| OAKFIELD   | 0000551         | GENESEE      | Acid         | ADJ    | 09/83                  | 2000          |                                 | 1.0          |
| TOTAL POPULATION SERVED BY SOURCE WATER SYSTEM - - - - - |                 |              |              |        |                        | 2000          |                                 |              |
| OGDENSBURG WS  | 0004394         | ST. LAWRENCE | Acid         | ADJ    | 12/68                  | 12375         |                                 | 1.0          |
| TOTAL POPULATION SERVED BY SOURCE WATER SYSTEM - - - - - |                 |              |              |        |                        | 12375         |                                 |              |
| OLD FORGE WD   | 0002312         | HERKIMER     | Acid         | ADJ    | 08/83                  | 3000          |                                 | 1.0          |
| TOTAL POPULATION SERVED BY SOURCE WATER SYSTEM - - - - - |                 |              |              |        |                        | 3000          |                                 |              |
| OLEAN WS   | 0000345         | CATTARAUGUS  | NaF          | ADJ    | 11/51                  | 18000         |                                 | 1.0          |
| TOTAL POPULATION SERVED BY SOURCE WATER SYSTEM - - - - - |                 |              |              |        |                        | 18000         |                                 |              |
| ONEONTA WS   | 0000154         | OTSEGO       | Acid         | ADJ    | 06/58                  | 17450         |                                 | 1.0          |
| TOTAL POPULATION SERVED BY SOURCE WATER SYSTEM - - - - - |                 |              |              |        |                        | 17450         |                                 |              |

POPULATION SERVED FLUORIDATED DRINKING WATER BY SOURCE SYSTEM,  
CONSECUTIVE SYSTEM, AND COUNTY WITHIN STATE (AS OF 12/31/85)

**NEW YORK**

| WATER SYSTEM and<br>CONSECUTIVE SYSTEMS SERVED | EPA<br>ID<br>NO | COUNTY   | CHEM<br>USED | STATUS | FLUOR<br>START<br>DATE | POP<br>SERVED | NATURAL SYSTEMS<br>NAT OPT<br>LEVEL LEVEL |
|--|-----------------|----------|--------------|--------|------------------------|---------------|---|
| ONONDAGA CO WATER AUTH                         | 0004336         | ONONDAGA | Acid         | ADJ    | 11/69                  | 130000        | 1.0                                       |
| CAMILLUS CONSOLIDATED WD                       | 0004309         | ONONDAGA |              | CONS   |                        | 18500         |   |
| CICERO WD'S                                    | 0004342         | ONONDAGA |              | CONS   |                        | 14108         |   |
| CLAY WD'S                                      | 0004344         | ONONDAGA |              | CONS   |                        | 16000         |   |
| DEWITT WD'S - NORTH                            | 0016112         | ONONDAGA |              | CONS   |                        | 8970          |   |
| DEWITT WD'S - SOUTH                            | 0004343         | ONONDAGA |              | CONS   |                        | 17500         |   |
| GEDDES WD'S                                    | 0004350         | ONONDAGA |              | CONS   |                        | 4200          |   |
| HARTL CT WD                                    | 0004314         | ONONDAGA |              | CONS   |                        | 250           |   |
| JORDAN   | 0004316         | ONONDAGA |              | CONS   |                        | 1400          |   |
| LAKELAND WD                                    | 0004351         | ONONDAGA |              | CONS   |                        | 1500          |   |
| LIVERPOOL                                      | 0004317         | ONONDAGA |              | CONS   |                        | 2849          |   |
| LYSANDER WTP                                   | 0004320         | ONONDAGA |              | CONS   |                        | 2500          |   |
| MINOA  | 0004323         | ONONDAGA |              | CONS   |                        | 3660          |   |
| OCWA COLD SPRING WD                            | 0004319         | ONONDAGA |              | CONS   |                        | 399           |   |
| SALINA WD'S                                    | 0004346         | ONONDAGA |              | CONS   |                        | 17500         |   |
| SKANEATELES                                    | 0004331         | ONONDAGA |              | CONS   |                        | 2800          |   |
| SKANEATELES WD'S                               | 0004347         | ONONDAGA |              | CONS   |                        | 3470          |   |
| SOLVAY   | 0004332         | ONONDAGA |              | CONS   |                        | 7140          |   |
| SOUTHWOOD JAMESVILLE WD                        | 0004328         | ONONDAGA |              | CONS   |                        | 1400          |   |
| SYRACUSE WS                                    | 0004334         | ONONDAGA |              | CONS   |                        | 170105        |   |
| ELBRIDGE                                       | 0004312         | ONONDAGA |              | CONS   |                        | 1098          |   |
| VAN BUREN WD'S                                 | 0004348         | ONONDAGA |              | CONS   |                        | 8000          |   |
| WEST PHOENIX WD                                | 0004349         | ONONDAGA |              | CONS   |                        | 369           |   |

TOTAL POPULATION SERVED BY SOURCE WATER SYSTEM - - - - - 433718

|                               |         |         |      |      |       |      |     |
|-------------------------------|---------|---------|------|------|-------|------|-----|
| ONTARIO TWP WD                | 0001233 | WAYNE   | Acid | ADJ  | 06/72 | 5880 | 1.0 |
| ACREHURST WC INC              | 0004517 | ONTARIO |      | CONS |       | 131  |     |
| ASHTON PLACE WD               | 0020916 | ONTARIO |      | CONS |       | 84   |     |
| CANANDAIGUA E ZONE WD         | 0010130 | ONTARIO |      | CONS |       | 514  |     |
| CANANDAIGUA W ZONE WD         | 0010132 | ONTARIO |      | CONS |       | 2000 |     |
| CANANDAIGUA-FARMINGTON WD     | 0001151 | ONTARIO |      | CONS |       | 7500 |     |
| CANANDAIGUA-HOPEWELL WD       | 0011948 | ONTARIO |      | CONS |       | 634  |     |
| CHAPIN RD WD                  | 0017660 | ONTARIO |      | CONS |       | 108  |     |
| CLIFTON SPRINGS               | 0001154 | WAYNE   |      | CONS |       | 2036 |     |
| EAST BLOOMFIELD WD 1          | 0001177 | ONTARIO |      | CONS |       | 93   |     |
| EAST BLOOMFIELD WD 2          | 0001180 | ONTARIO |      | CONS |       | 222  |     |
| GENEVA TOWN WD 1              | 0004511 | ONTARIO |      | CONS |       | 208  |     |
| GENEVA TOWN WD 3              | 0004513 | ONTARIO |      | CONS |       | 440  |     |
| GENEVA TOWN WD 4              | 0004509 | ONTARIO |      | CONS |       | 90   |     |
| GENEVA TOWN WD 5              | 0004507 | ONTARIO |      | CONS |       | 192  |     |
| GENEVA TOWN WD 6              | 0011902 | ONTARIO |      | CONS |       | 189  |     |
| GENEVA TOWN WD 7              | 0020915 | ONTARIO |      | CONS |       | 164  |     |
| HONEBOYE WD 2-RICHMOND T HALL | 0001159 | ONTARIO |      | CONS |       | 935  |     |
| HONEBOYE WD 3-RICHMOND T HALL | 0001169 | ONTARIO |      | CONS |       | 450  |     |
| HOPEWELL WD 1                 | 0001168 | ONTARIO |      | CONS |       | 218  |     |
| HOPEWELL WD 2                 | 0001182 | ONTARIO |      | CONS |       | 519  |     |

POPULATION SERVED FLUORIDATED DRINKING WATER BY SOURCE SYSTEM,  
CONSECUTIVE SYSTEM, AND COUNTY WITHIN STATE (AS OF 12/31/85)

## NEW YORK

| WATER SYSTEM and<br>CONSECUTIVE SYSTEMS SERVED           | EPA<br>ID<br>NO | COUNTY     | CHEM<br>USED | STATUS | FLUOR<br>START<br>DATE | POP<br>SERVED | NATURAL SYSTEMS |              |
|--|-----------------|------------|--------------|--------|------------------------|---------------|-----------------|--------------|
|  |                 |            |              |        |                        |               | NAT<br>LEVEL    | OPT<br>LEVEL |
| MARBLETOWN-WHITE RD WD                                   | 0020645         | ONTARIO    |              | CONS   |                        | 75            |                 |              |
| NORTH BLOOMFIELD WD                                      | 0001167         | ONTARIO    |              | CONS   |                        | 238           |                 |              |
| NORTH FARMINGTON WD                                      | 0001176         | ONTARIO    |              | CONS   |                        | 1700          |                 |              |
| PHELPS   | 0001162         | ONTARIO    |              | CONS   |                        | 2100          |                 |              |
| PORT GIBSON WD   | 0001163         | ONTARIO    |              | CONS   |                        | 650           |                 |              |
| RG & E WD  | 0001250         | WAYNE      |              | CONS   |                        | 150           |                 |              |
| RTE 104 EAST WD  | 0001251         | WAYNE      |              | CONS   |                        | 900           |                 |              |
| RTE 104 WEST WD  | 0001252         | WAYNE      |              | CONS   |                        | 80            |                 |              |
| SENECA (T) WD  | 0001178         | ONTARIO    |              | CONS   |                        | 2000          |                 |              |
| SHORTSVILLE  | 0001165         | WAYNE      |              | CONS   |                        | 1669          |                 |              |
| VICTOR TOWN WIR BENEFIT AREA                             | 0004515         | ONTARIO    |              | CONS   |                        | 2500          |                 |              |
| WALLWORTH TWP WD1  | 0001246         | WAYNE      |              | CONS   |                        | 3500          |                 |              |
| WEST BLOOMFIELD WD                                       | 0001181         | ONTARIO    |              | CONS   |                        | 1100          |                 |              |
| WEST ONTARIO WD  | 0001234         | WAYNE      |              | CONS   |                        | 475           |                 |              |
| TOTAL POPULATION SERVED BY SOURCE WATER SYSTEM - - - - - |                 |            |              |        |                        | 39744         |                 |              |
| OSWEGO WS  | 0004361         | OSWEGO     | Acid         | ADJ    | 05/60                  | 28793         |                 | 1.0          |
| OSWEGO TWP-FRT VALLEY WD                                 | 0004354         | OSWEGO     |              | CONS   |                        | 1335          |                 |              |
| OSWEGO TWP-MINETTO WD                                    | 0013845         | OSWEGO     |              | CONS   |                        | 1225          |                 |              |
| OSWEGO TWP-OSWEGO CIR WD                                 | 0013321         | OSWEGO     |              | CONS   |                        | 486           |                 |              |
| SCRIBA TWP-HALL RD WD                                    | 0013326         | OSWEGO     |              | CONS   |                        | 392           |                 |              |
| SCRIBA TWP-NORTH RD WD                                   | 0013328         | OSWEGO     |              | CONS   |                        | 365           |                 |              |
| TOTAL POPULATION SERVED BY SOURCE WATER SYSTEM - - - - - |                 |            |              |        |                        | 32596         |                 |              |
| OWEGO WD 2   | 0005670         | TIOGA      | NaF          | ADJ    | 05/65                  | 1800          |                 | 1.0          |
| TOTAL POPULATION SERVED BY SOURCE WATER SYSTEM - - - - - |                 |            |              |        |                        | 1800          |                 |              |
| PAINIATED POST WS  | 0001222         | STEBUBEN   | NaSiF6       | ADJ    | 02/76                  | 2196          |                 | 1.0          |
| MACEDON TWP-CONSOL WD (PART)                             | 0001257         | WAYNE      |              | CONS   |                        | 2520          |                 |              |
| MARION WD 1  | 0001231         | STEBUBEN   |              | CONS   |                        | 2000          |                 |              |
| RIVERSIDE  | 0001218         | STEBUBEN   |              | CONS   |                        | 682           |                 |              |
| WILLIAMSON-MAR WD  | 0001256         | STEBUBEN   |              | CONS   |                        | 750           |                 |              |
| TOTAL POPULATION SERVED BY SOURCE WATER SYSTEM - - - - - |                 |            |              |        |                        | 8148          |                 |              |
| PALATINE BRIDGE  | 0000142         | MONTGOMERY | NaF          | ADJ    | 02/83                  | 1000          |                 | 1.0          |
| TOTAL POPULATION SERVED BY SOURCE WATER SYSTEM - - - - - |                 |            |              |        |                        | 1000          |                 |              |
| PALMYRA WS   | 0001235         | WAYNE      | Acid         | ADJ    | 03/58                  | 3776          |                 | 1.0          |
| PALMYRA TWP NORTH WD                                     | 0001259         | WAYNE      |              | CONS   |                        | 700           |                 |              |
| PALMYRA TWP SOUTH WD                                     | 0001260         | WAYNE      |              | CONS   |                        | 340           |                 |              |
| TOTAL POPULATION SERVED BY SOURCE WATER SYSTEM - - - - - |                 |            |              |        |                        | 4816          |                 |              |



POPULATION SERVED FLUORIDATED DRINKING WATER BY SOURCE SYSTEM,  
CONSECUTIVE SYSTEM, AND COUNTY WITHIN STATE (AS OF 12/31/85)

**NEW YORK**

| WATER SYSTEM and<br>CONSECUTIVE SYSTEMS SERVED           | EPA<br>ID<br>NO | COUNTY       | CHEM<br>USED | STATUS | FLUOR<br>START<br>DATE | POP<br>SERVED | NATURAL SYSTEMS<br>NAT<br>LEVEL | OPT<br>LEVEL |
|--|-----------------|--------------|--------------|--------|------------------------|---------------|---------------------------------|--------------|
| PAVILION   | 0000552         | GENESEE      | NaF          | ADJ    | 04/83                  | 560           |                                 | 1.0          |
| TOTAL POPULATION SERVED BY SOURCE WATER SYSTEM - - - - - |                 |              |              |        |                        | 560           |                                 |              |
| PENN YAN WS  | 0001263         | YATES        | NaSiF6       | ADJ    | 02/53                  | 5875          |                                 | 1.0          |
| DRESDEN  | 0001261         | YATES        |              | CONS   |                        | 545           |                                 |              |
| TOTAL POPULATION SERVED BY SOURCE WATER SYSTEM - - - - - |                 |              |              |        |                        | 6420          |                                 |              |
| PERRY WS   | 0000613         | WYOMING      | NaSiF6       | ADJ    | 12/58                  | 3501          |                                 | 1.0          |
| CASTILE TWP-GARDEAU WD                                   | 0000611         | WYOMING      |              | CONS   |                        | 38            |                                 |              |
| CASTILE TWP-SILV LAKE WD                                 | 0011605         | WYOMING      |              | CONS   |                        | 808           |                                 |              |
| LETCHWORTH STATE PARK                                    | 0011826         | WYOMING      |              | CONS   |                        | 58            |                                 |              |
| PERRY TWP-PERRY CIR WD                                   | 0000614         | WYOMING      |              | CONS   |                        | 221           |                                 |              |
| TOTAL POPULATION SERVED BY SOURCE WATER SYSTEM - - - - - |                 |              |              |        |                        | 4626          |                                 |              |
| PLATTSBURGH WS   | 0000217         | CLINTON      | NaSiF6       | ADJ    | 10/53                  | 21057         |                                 | 1.0          |
| PLATTSBURGH TWP-B PT WD                                  | 0016542         | CLINTON      |              | CONS   |                        | 250           |                                 |              |
| PLATTSBURGH TWP-TM WD                                    | 0000229         | CLINTON      |              | CONS   |                        | 2500          |                                 |              |
| TOTAL POPULATION SERVED BY SOURCE WATER SYSTEM - - - - - |                 |              |              |        |                        | 23807         |                                 |              |
| PLEASANTVILLE WS   | 0003455         | WESTCHESTER  | Acid         | ADJ    | 06/55                  | 9500          |                                 | 1.0          |
| BEAR RIDGE LAKE WD                                       | 0003438         | WESTCHESTER  |              | CONS   |                        | 490           |                                 |              |
| MEADOWBROOK WD   | 0003439         | WESTCHESTER  |              | CONS   |                        | 77            |                                 |              |
| TOTAL POPULATION SERVED BY SOURCE WATER SYSTEM - - - - - |                 |              |              |        |                        | 10067         |                                 |              |
| PORTVILLE WS   | 0000347         | CATTARAUGUS  | NaF          | ADJ    | 10/72                  | 1136          |                                 | 1.0          |
| TOTAL POPULATION SERVED BY SOURCE WATER SYSTEM - - - - - |                 |              |              |        |                        | 1136          |                                 |              |
| POTSDAM WS   | 0004397         | ST. LAWRENCE | Acid         | ADJ    | 04/67                  | 10635         |                                 | 1.0          |
| TOTAL POPULATION SERVED BY SOURCE WATER SYSTEM - - - - - |                 |              |              |        |                        | 10635         |                                 |              |
| POUGHKEEPSIE WS  | 0002774         | DUTCHESS     | NaSiF6       | ADJ    | 10/52                  | 29757         |                                 | 1.0          |
| POUGHKEEPSIE TOWN WIDE WD                                | 0002812         | DUTCHESS     |              | CONS   |                        | 35000         |                                 |              |
| TOTAL POPULATION SERVED BY SOURCE WATER SYSTEM - - - - - |                 |              |              |        |                        | 64757         |                                 |              |
| RAVENA WS  | 0000201         | ALBANY       | NaF          | ADJ    | 11/68                  | 4700          |                                 | 1.0          |
| TOTAL POPULATION SERVED BY SOURCE WATER SYSTEM - - - - - |                 |              |              |        |                        | 4700          |                                 |              |
| REMSSEN  | 0002404         | ONEIDA       | NaF          | ADJ    | 07/84                  | 650           |                                 | 1.0          |
| TOTAL POPULATION SERVED BY SOURCE WATER SYSTEM - - - - - |                 |              |              |        |                        | 650           |                                 |              |

POPULATION SERVED FLUORIDATED DRINKING WATER BY SOURCE SYSTEM,  
CONSECUTIVE SYSTEM, AND COUNTY WITHIN STATE (AS OF 12/31/85)

# NEW YORK

| WATER SYSTEM and<br>CONSECUTIVE SYSTEMS SERVED           | EPA<br>ID<br>NO    | COUNTY           | CHEM<br>USED | STATUS      | FLUOR<br>START<br>DATE | POP<br>SERVED | NATURAL SYSTEMS<br>NAT OPT<br>LEVEL LEVEL |
|--|--------------------|------------------|--------------|-------------|------------------------|---------------|---|
| RICHFIELD SPRINGS  | 0000156            | OTSEGO           | Acid         | ADJ         | 02/85                  | 762           | 1.0                                       |
| TOTAL POPULATION SERVED BY SOURCE WATER SYSTEM - - - - - |                    |                  |              |             |                        | 762           |   |
| RICHMONDVILLE WS   | 0000097            | SCHOHARIE        | Acid         | ADJ         | 05/67                  | 762           | 1.0                                       |
| TOTAL POPULATION SERVED BY SOURCE WATER SYSTEM - - - - - |                    |                  |              |             |                        | 762           |   |
| SACKETS HARBOR   | 0002343            | JEFFERSON        | Acid         | ADJ         | 01/84                  | 1200          | 1.0                                       |
| TOTAL POPULATION SERVED BY SOURCE WATER SYSTEM - - - - - |                    |                  |              |             |                        | 1200          |   |
| SAQUOIT WD   | 0002407            | ONEIDA           | NaF          | ADJ         | 07/84                  | 1800          | 1.0                                       |
| TOTAL POPULATION SERVED BY SOURCE WATER SYSTEM - - - - - |                    |                  |              |             |                        | 1800          |   |
| SARATOGA SPRINGS WS                                      | 0000168            | SARATOGA         | NaSiF6       | ADJ         | 08/62                  | 27000         | 1.0                                       |
| TOTAL POPULATION SERVED BY SOURCE WATER SYSTEM - - - - - |                    |                  |              |             |                        | 27000         |   |
| SCARSDALE WS   | 0003457            | WESTCHESTER      | Acid         | ADJ         | 09/57                  | 22337         | 1.0                                       |
| GREENBURGH TWP-D PK (PART)                               | 0003429            | WESTCHESTER      |              | CONS        |                        | 20000         |   |
| NEW ROCHELLE WC (PART)                                   | 0003444            | WESTCHESTER      |              | CONS        |                        | 45804         |   |
| GREENBURGH TWP-D PK (PART)                               | 0003429            | WESTCHESTER      |              | CONS        |                        | 20000         |   |
| PELHAM   | 0011901            | WESTCHESTER      |              | CONS        |                        | 2053          |   |
| TOTAL POPULATION SERVED BY SOURCE WATER SYSTEM - - - - - |                    |                  |              |             |                        | 110194        |   |
| SCHENECTADY WS   | 0000070            | SCHENECTADY      | Acid         | ADJ         | 03/71                  | 67972         | 1.0                                       |
| NISKAYUNA TWP WD 1                                       | 0000073            | SCHENECTADY      |              | CONS        |                        | 1475          |   |
| NISKAYUNA TWP WD 2                                       | 0000074            | SCHENECTADY      |              | CONS        |                        | 750           |   |
| NISKAYUNA TWP WD 3                                       | 0000075            | SCHENECTADY      |              | CONS        |                        | 2400          |   |
| NISKAYUNA TWP WD 6                                       | 0000078            | SCHENECTADY      |              | CONS        |                        | 1000          |   |
| NISKAYUNA TWP WD 7                                       | 0000079            | SCHENECTADY      |              | CONS        |                        | 550           |   |
| NISKAYUNA TWP WD 8                                       | 0000080            | SCHENECTADY      |              | CONS        |                        | 500           |   |
| ROTTERDAM TWP WD 1                                       | 0000065            | SCHENECTADY      |              | CONS        |                        | 5350          |   |
| TOTAL POPULATION SERVED BY SOURCE WATER SYSTEM - - - - - |                    |                  |              |             |                        | 79997         |   |
| SCHROON LAKE WD  | 0000292            | ESSEX            | NaF          | ADJ         | 11/84                  | 2750          | 1.0                                       |
| TOTAL POPULATION SERVED BY SOURCE WATER SYSTEM - - - - - |                    |                  |              |             |                        | 2750          |   |
| SENECA ARMY DEPOT<br>VARICK WD                           | 0012215<br>0010642 | SENECA<br>SENECA | Acid         | ADJ<br>CONS | 02/71                  | 1500<br>350   | 1.0                                       |
| TOTAL POPULATION SERVED BY SOURCE WATER SYSTEM - - - - - |                    |                  |              |             |                        | 1850          |   |

POPULATION SERVED FLUORIDATED DRINKING WATER BY SOURCE SYSTEM,  
CONSECUTIVE SYSTEM, AND COUNTY WITHIN STATE (AS OF 12/31/85)

**NEW YORK**

| WATER SYSTEM and<br>CONSECUTIVE SYSTEMS SERVED           | EPA<br>ID<br>NO | COUNTY     | CHEM<br>USED | STATUS | FLUOR<br>START<br>DATE | POP<br>SERVED | NATURAL SYSTEMS<br>NAT<br>LEVEL | OPT<br>LEVEL |
|--|-----------------|------------|--------------|--------|------------------------|---------------|---------------------------------|--------------|
| SIDNEY   | 0000270         | DELAWARE   | NaF          | ADJ    | 02/83                  | 5000          |                                 | 1.0          |
| TOTAL POPULATION SERVED BY SOURCE WATER SYSTEM - - - - - |                 |            |              |        |                        | 5000          |                                 |              |
| SODUS POINT  | 0001242         | WAYNE      | NaF          | ADJ    | 03/83                  | 1334          |                                 | 1.0          |
| TOTAL POPULATION SERVED BY SOURCE WATER SYSTEM - - - - - |                 |            |              |        |                        | 1334          |                                 |              |
| SODUS WS   | 0001241         | WAYNE      | Acid         | ADJ    | 03/75                  | 1810          |                                 | 1.0          |
| SODUS RURAL WD 1   | 0001254         | WAYNE      |              | CONS   |                        | 2000          |                                 |              |
| SODUS RURAL WD 2   | 0001255         | WAYNE      |              | CONS   |                        | 500           |                                 |              |
| TOTAL POPULATION SERVED BY SOURCE WATER SYSTEM - - - - - |                 |            |              |        |                        | 4310          |                                 |              |
| SPRINGVILLE WS   | 0000539         | ERIE       | Acid         | ADJ    | 04/75                  | 4285          |                                 | 1.0          |
| TOTAL POPULATION SERVED BY SOURCE WATER SYSTEM - - - - - |                 |            |              |        |                        | 4285          |                                 |              |
| STAMFORD   | 0000272         | DELAWARE   | NaF          | ADJ    | 10/84                  | 1280          |                                 | 1.0          |
| TOTAL POPULATION SERVED BY SOURCE WATER SYSTEM - - - - - |                 |            |              |        |                        | 1280          |                                 |              |
| THERESA WS   | 0002344         | JEFFERSON  |              | NATL   |                        | 996           |                                 | 0.0          |
| CASTORLAND   | 0002359         | LEWIS      |              | CONS   |                        | 320           |                                 |              |
| TOTAL POPULATION SERVED BY SOURCE WATER SYSTEM - - - - - |                 |            |              |        |                        | 1316          |                                 |              |
| TONAWANDA WS   | 0000538         | ERIE       | NaSiF6       | ADJ    | 08/55                  | 18538         |                                 | 1.0          |
| TOTAL POPULATION SERVED BY SOURCE WATER SYSTEM - - - - - |                 |            |              |        |                        | 18538         |                                 |              |
| TONAWANDA WTR ACQ DIST                                   | 0004556         | ERIE       | NaSiF6       | ADJ    | 06/58                  | 72795         |                                 | 1.0          |
| TOTAL POPULATION SERVED BY SOURCE WATER SYSTEM - - - - - |                 |            |              |        |                        | 72795         |                                 |              |
| TROY WS  | 0000050         | RENSSELAER | NaSiF6       | ADJ    | 01/67                  | 55000         |                                 | 1.0          |
| BRUNSWICK WD 1   | 0000052         | RENSSELAER |              | CONS   |                        | 2523          |                                 |              |
| BRUNSWICK WD 2   | 0000053         | RENSSELAER |              | CONS   |                        | 1025          |                                 |              |
| BRUNSWICK WD 3   | 0000054         | RENSSELAER |              | CONS   |                        | 1480          |                                 |              |
| BRUNSWICK WD 4   | 0010144         | RENSSELAER |              | CONS   |                        | 546           |                                 |              |
| BRUNSWICK WD 5   | 0000055         | RENSSELAER |              | CONS   |                        | 224           |                                 |              |
| BRUNSWICK WD 6   | 0000056         | RENSSELAER |              | CONS   |                        | 927           |                                 |              |
| EAST GREENBUSH GENERAL WD                                | 0000051         | RENSSELAER |              | CONS   |                        | 7905          |                                 |              |
| NORTH GREENBUSH WD 1                                     | 0000059         | RENSSELAER |              | CONS   |                        | 98            |                                 |              |
| NORTH GREENBUSH WD 3                                     | 0000063         | RENSSELAER |              | CONS   |                        | 141           |                                 |              |
| RENSSELAER CITY PWS                                      | 0000044         | RENSSELAER |              | CONS   |                        | 9606          |                                 |              |
| SCHAGHTICOKE WD 1  | 0000046         | RENSSELAER |              | CONS   |                        | 700           |                                 |              |

POPULATION SERVED FLUORIDATED DRINKING WATER BY SOURCE SYSTEM,  
CONSECUTIVE SYSTEM, AND COUNTY WITHIN STATE (AS OF 12/31/85)

**NEW YORK**

| WATER SYSTEM and<br>CONSECUTIVE SYSTEMS SERVED | EPA<br>ID<br>NO | COUNTY     | CHEM<br>USED | STATUS | FLUOR<br>START<br>DATE | POP<br>SERVED | NATURAL SYSTEMS<br>NAT<br>LEVEL | OPT<br>LEVEL |
|--|-----------------|------------|--------------|--------|------------------------|---------------|---------------------------------|--------------|
| SCHAGHTICOKE WD 2                              | 0000048         | RENSSELAER |              | CONS   |                        | 625           |                                 |              |
| SCHAGHTICOKE WD 3                              | 0000062         | RENSSELAER |              | CONS   |                        | 1011          |                                 |              |
| SCHAGHTICOKE WD 4                              | 0000047         | RENSSELAER |              | CONS   |                        | 84            |                                 |              |
| SCHODACK WD 28                                 | 0018612         | RENSSELAER |              | CONS   |                        | 72            |                                 |              |

TOTAL POPULATION SERVED BY SOURCE WATER SYSTEM - - - - - 81967

|                                |         |        |      |      |       |        |  |     |
|--------------------------------|---------|--------|------|------|-------|--------|--|-----|
| UTICA WS                       | 0002411 | ONEIDA | Acid | ADJ  | 05/67 | 135000 |  | 1.0 |
| BARNEVELD                      | 0002410 | ONEIDA |      | CONS |       | 391    |  |     |
| CLARK MILLS WD                 | 0002425 | ONEIDA |      | CONS |       | 2170   |  |     |
| CLINTON MANOR WD               | 0021032 | ONEIDA |      | CONS |       | 200    |  |     |
| CROSBY MANOR WD 1              | 0002421 | ONEIDA |      | CONS |       | 900    |  |     |
| DURHAMVILLE WD                 | 0002388 | ONEIDA |      | CONS |       | 200    |  |     |
| FRANKFORT TWP WD 1             | 0002302 | ONEIDA |      | CONS |       | 80     |  |     |
| GRIDLEY AVE DEVELOPMENT        | 0003512 | ONEIDA |      | CONS |       | 171    |  |     |
| HILLCREST WD                   | 0002401 | ONEIDA |      | CONS |       | 170    |  |     |
| HOLLAND PATENT                 | 0002390 | ONEIDA |      | CONS |       | 532    |  |     |
| HORATIO ART WD 2               | 0002423 | ONEIDA |      | CONS |       | 532    |  |     |
| KIRKLAND WD 2                  | 0002427 | ONEIDA |      | CONS |       | 370    |  |     |
| KIRKLAND WD 3                  | 0002391 | ONEIDA |      | CONS |       | 80     |  |     |
| KIRKLAND WD 4                  | 0011947 | ONEIDA |      | CONS |       | 340    |  |     |
| KIRKLAND WD 5                  | 0002428 | ONEIDA |      | CONS |       | 84     |  |     |
| LEE WD                         | 0002394 | ONEIDA |      | CONS |       | 3840   |  |     |
| LOWER UTICA ST WD              | 0002392 | ONEIDA |      | CONS |       | 200    |  |     |
| MARCY WIR IMPROVEMENT AREA     | 0011949 | ONEIDA |      | CONS |       | 6000   |  |     |
| MULHANEY RD WD 1               | 0002422 | ONEIDA |      | CONS |       | 100    |  |     |
| NEW HARTFORD                   | 0002397 | ONEIDA |      | CONS |       | 2433   |  |     |
| NEW HARTFORD IMPROV DIST       | 0002414 | ONEIDA |      | CONS |       | 13050  |  |     |
| NEW YORK MILLS                 | 0002398 | ONEIDA |      | CONS |       | 3805   |  |     |
| ORISKANY                       | 0002400 | ONEIDA |      | CONS |       | 1630   |  |     |
| PROSPECT STREET WD             | 0002413 | ONEIDA |      | CONS |       | 280    |  |     |
| SANGERFIELD WD                 | 0002406 | ONEIDA |      | CONS |       | 100    |  |     |
| SULPHER SPRINGS RD WD          | 0002402 | ONEIDA |      | CONS |       | 48     |  |     |
| TABERG WD                      | 0002409 | ONEIDA |      | CONS |       | 500    |  |     |
| TINDALL CORNERS WD             | 0003514 | ONEIDA |      | CONS |       | 570    |  |     |
| UNIVERSITY MANOR WD            | 0003511 | ONEIDA |      | CONS |       | 92     |  |     |
| VERNON                         | 0002412 | ONEIDA |      | CONS |       | 1300   |  |     |
| WHITESBORO                     | 0002417 | ONEIDA |      | CONS |       | 4805   |  |     |
| WHITESTOWN WD 1-YORKVILLE WD   | 0002453 | ONEIDA |      | CONS |       | 88     |  |     |
| WHITESTOWN WD 10-HARTS HILL T  | 0002462 | ONEIDA |      | CONS |       | 168    |  |     |
| WHITESTOWN WD 11-HARTSHILL VW  | 0002463 | ONEIDA |      | CONS |       | 115    |  |     |
| WHITESTOWN WD 12-GLEN HAVEN DV | 0002464 | ONEIDA |      | CONS |       | 216    |  |     |
| WHITESTOWN WD 13-HARTSHILLE CR | 0002465 | ONEIDA |      | CONS |       | 310    |  |     |
| WHITESTOWN WD 14-HARTSHILLE AC | 0002466 | ONEIDA |      | CONS |       | 40     |  |     |
| WHITESTOWN WD 15-WILLOOX RD    | 0002467 | ONEIDA |      | CONS |       | 70     |  |     |
| WHITESTOWN WD 16-HARTSHILL SUM | 0002468 | ONEIDA |      | CONS |       | 680    |  |     |
| WHITESTOWN WD 17-AITKEN AVE    | 0002469 | ONEIDA |      | CONS |       | 188    |  |     |

POPULATION SERVED FLUORIDATED DRINKING WATER BY SOURCE SYSTEM,  
CONSECUTIVE SYSTEM, AND COUNTY WITHIN STATE (AS OF 12/31/85)

## NEW YORK

| WATER SYSTEM and<br>CONSECUTIVE SYSTEMS SERVED | EPA<br>ID<br>NO | COUNTY    | CHEM<br>USED | STATUS | FLUOR<br>START<br>DATE | POP<br>SERVED | NATURAL SYSTEMS<br>NAT<br>LEVEL | OPT<br>LEVEL |
|--|-----------------|-----------|--------------|--------|------------------------|---------------|---------------------------------|--------------|
| WHITESTOWN WD 2-HARTS HILL                     | 0002454         | ONEIDA    |              | CONS   |                        | 50            |                                 |              |
| WHITESTOWN WD 3-HARTS HILL                     | 0002455         | ONEIDA    |              | CONS   |                        | 40            |                                 |              |
| WHITESTOWN WD 4-SUNSET MANOR                   | 0002456         | ONEIDA    |              | CONS   |                        | 908           |                                 |              |
| WHITESTOWN WD 5-CRESTHILL MN                   | 0002457         | ONEIDA    |              | CONS   |                        | 92            |                                 |              |
| WHITESTOWN WD 6-DUNHAM MANOR                   | 0002458         | ONEIDA    |              | CONS   |                        | 955           |                                 |              |
| WHITESTOWN WD 7-HARTS HILL C                   | 0002459         | ONEIDA    |              | CONS   |                        | 230           |                                 |              |
| WHITESTOWN WD 8-THRUWAY ACRE                   | 0002460         | ONEIDA    |              | CONS   |                        | 165           |                                 |              |
| WHITESTOWN WD 9-WHITESTWN TERR                 | 0002461         | ONEIDA    |              | CONS   |                        | 68            |                                 |              |
| YORKVILLE                                      | 0002418         | ONEIDA    |              | CONS   |                        | 3425          |                                 |              |
| TOTAL POPULATION SERVED BY SOURCE WATER SYSTEM |                 |           |              |        |                        | 187781        |                                 |              |
| VESTAL   | 0001674         | BROOME    | NaF          | ADJ    | 05/83                  | 7517          |                                 | 1.0          |
| TOTAL POPULATION SERVED BY SOURCE WATER SYSTEM |                 |           |              |        |                        | 7517          |                                 |              |
| WALDEN WS                                      | 0003599         | ORANGE    | Acid         | ADJ    | 04/53                  | 5500          |                                 | 1.0          |
| TOTAL POPULATION SERVED BY SOURCE WATER SYSTEM |                 |           |              |        |                        | 5500          |                                 |              |
| WANAKAH WC                                     | 0000540         | ERIE      | Acid         | ADJ    | 02/65                  | 11128         |                                 | 1.0          |
| TOTAL POPULATION SERVED BY SOURCE WATER SYSTEM |                 |           |              |        |                        | 11128         |                                 |              |
| WARSAW WS                                      | 0000618         | WYOMING   | Acid         | ADJ    | 08/60                  | 3594          |                                 | 1.0          |
| WARSAW TWP WD 1                                | 0000619         | WYOMING   |              | CONS   |                        | 144           |                                 |              |
| TOTAL POPULATION SERVED BY SOURCE WATER SYSTEM |                 |           |              |        |                        | 3738          |                                 |              |
| WATERFORD                                      | 0000173         | SARATOGA  | NaSiF6       | ADJ    | 01/82                  | 8500          |                                 | 1.0          |
| TOTAL POPULATION SERVED BY SOURCE WATER SYSTEM |                 |           |              |        |                        | 8500          |                                 |              |
| WATERTOWN WS                                   | 0002346         | JEFFERSON | Acid         | ADJ    | 06/62                  | 27861         |                                 | 1.0          |
| WATERTOWN TWP WD1                              | 0002348         | JEFFERSON |              | CONS   |                        | 125           |                                 |              |
| TOTAL POPULATION SERVED BY SOURCE WATER SYSTEM |                 |           |              |        |                        | 27986         |                                 |              |
| WEBSTER WS                                     | 0001061         | MONROE    | Acid         | ADJ    | 05/64                  | 35000         |                                 | 1.0          |
| MACEDON TWP-CONSOL WD (PART)                   | 0001257         | WAYNE     |              | CONS   |                        | 2520          |                                 |              |
| TOTAL POPULATION SERVED BY SOURCE WATER SYSTEM |                 |           |              |        |                        | 37520         |                                 |              |
| WELLSVILLE WS                                  | 0000327         | ALLEGANY  | Acid         | ADJ    | 04/74                  | 6000          |                                 | 1.0          |
| TOTAL POPULATION SERVED BY SOURCE WATER SYSTEM |                 |           |              |        |                        | 6000          |                                 |              |

POPULATION SERVED FLUORIDATED DRINKING WATER BY SOURCE SYSTEM,  
 CONSECUTIVE SYSTEM, AND COUNTY WITHIN STATE (AS OF 12/31/85)

**NEW YORK**

| WATER SYSTEM and<br>CONSECUTIVE SYSTEMS SERVED           | EPA<br>ID<br>NO | COUNTY      | CHEM<br>USED | STATUS | FLUOR<br>START<br>DATE | POP<br>SERVED | NATURAL SYSTEMS<br>NAT<br>LEVEL | OPT<br>LEVEL |
|--|-----------------|-------------|--------------|--------|------------------------|---------------|---------------------------------|--------------|
| WESTCHESTER CO WD 2                                      | 0003489         | WESTCHESTER | Acid         | ADJ    | 05/67                  | 799           | 1.0                             | 1.0          |
| YORKTOWN   | 0003469         | WESTCHESTER |              | CONS   |                        | 33000         |                                 |              |
| TOTAL POPULATION SERVED BY SOURCE WATER SYSTEM - - - - - |                 |             |              |        |                        | 33799         |                                 |              |
| WESTFIELD WS   | 0015782         | CHAUTAUQUA  | NaSiF6       | ADJ    | 08/51                  | 3300          |                                 | 1.0          |
| TOTAL POPULATION SERVED BY SOURCE WATER SYSTEM - - - - - |                 |             |              |        |                        | 3300          |                                 |              |
| WESTMERE WD  | 0000205         | ALBANY      | NaF          | ADJ    | 09/73                  | 21475         | 1.0                             | 1.0          |
| MCKOWNVILLE  | 0000199         | ALBANY      |              | CONS   |                        | 2680          |                                 |              |
| TOTAL POPULATION SERVED BY SOURCE WATER SYSTEM - - - - - |                 |             |              |        |                        | 24155         |                                 |              |
| WHITE PLAINS WS  | 0003464         | WESTCHESTER | Acid         | ADJ    | 11/72                  | 46999         |                                 | 1.0          |
| TOTAL POPULATION SERVED BY SOURCE WATER SYSTEM - - - - - |                 |             |              |        |                        | 46999         |                                 |              |
| WINDSOR  | 0001684         | BROOME      | NaF          | ADJ    | 08/82                  | 1400          |                                 | 1.0          |
| TOTAL POPULATION SERVED BY SOURCE WATER SYSTEM - - - - - |                 |             |              |        |                        | 1400          |                                 |              |
| WOLOOTT WS   | 0001245         | WAYNE       | Acid         | ADJ    | 11/68                  | 1500          |                                 | 1.0          |
| TOTAL POPULATION SERVED BY SOURCE WATER SYSTEM - - - - - |                 |             |              |        |                        | 1500          |                                 |              |

POPULATION SERVED FLUORIDATED DRINKING WATER BY SOURCE SYSTEM,  
CONSECUTIVE SYSTEM, AND COUNTY WITHIN STATE (AS OF 12/31/85)

**NORTH CAROLINA**

| WATER SYSTEM and<br>CONSECUTIVE SYSTEMS SERVED | EPA<br>ID<br>NO | COUNTY    | CHEM.<br>USED | STATUS | FLUOR<br>START<br>DATE | POP<br>SERVED | NATURAL SYSTEMS<br>NAT OPT<br>LEVEL LEVEL |
|--|-----------------|-----------|---------------|--------|------------------------|---------------|---|
| ABERDEEN                                       | 0363020         | MOORE     | NaF           | ADJ    | 09/59                  | 3280          | 1.0                                       |
| TOTAL POPULATION SERVED BY SOURCE WATER SYSTEM |                 |           |               |        |                        | 3280          |   |
| ADAMS CREEK                                    | 8370006         | SWAIN     | NaF           | ADJ    |                        | 36            | 1.0                                       |
| TOTAL POPULATION SERVED BY SOURCE WATER SYSTEM |                 |           |               |        |                        | 36            |   |
| ALBEMARLE                                      | 0184010         | STANLY    | Acid          | ADJ    | 01/54                  | 17500         | 1.0                                       |
| TOTAL POPULATION SERVED BY SOURCE WATER SYSTEM |                 |           |               |        |                        | 17500         |   |
| ALEXANDER COUNTY WATER CORP                    | 0102015         | ALEXANDER | Acid          | ADJ    | 06/73                  | 5687          | 1.0                                       |
| TOTAL POPULATION SERVED BY SOURCE WATER SYSTEM |                 |           |               |        |                        | 5687          |   |
| ANSON COUNTY WATER SYSTEM                      | 0304010         | ANSON     | Acid          | ADJ    | 08/72                  | 28000         | 1.0                                       |
| TOTAL POPULATION SERVED BY SOURCE WATER SYSTEM |                 |           |               |        |                        | 28000         |   |
| APEX   | 0392045         | WAKE      | Acid          | ADJ    | 08/64                  | 3192          | 1.0                                       |
| TOTAL POPULATION SERVED BY SOURCE WATER SYSTEM |                 |           |               |        |                        | 3192          |   |
| ASHEBORO                                       | 0276010         | RANDOLPH  | Acid          | ADJ    | 09/67                  | 20000         | 1.0                                       |
| TOTAL POPULATION SERVED BY SOURCE WATER SYSTEM |                 |           |               |        |                        | 20000         |   |
| ASHEVILLE                                      | 0111010         | BUNCOMBE  | Acid          | ADJ    | 09/65                  | 114900        | 1.0                                       |
| TOTAL POPULATION SERVED BY SOURCE WATER SYSTEM |                 |           |               |        |                        | 114900        |   |
| ATLANTIC                                       | 0416035         | CARTERET  | NaF           | ADJ    | 09/81                  | 233           | 4.5                                       |
| TOTAL POPULATION SERVED BY SOURCE WATER SYSTEM |                 |           |               |        |                        | 233           |   |
| AURORA   | 0407020         | BEAUFORT  |               | NATL   |                        | 850           | 0.0                                       |
| TOTAL POPULATION SERVED BY SOURCE WATER SYSTEM |                 |           |               |        |                        | 850           |   |
| AYDEN  | 0474025         | PITT      |               | NATL   |                        | 4500          | 0.0                                       |
| TOTAL POPULATION SERVED BY SOURCE WATER SYSTEM |                 |           |               |        |                        | 4500          |   |
| BALD CREEK                                     | 0100472         | YANCEY    | NaF           | ADJ    | 03/74                  | 199           | 4.5                                       |
| TOTAL POPULATION SERVED BY SOURCE WATER SYSTEM |                 |           |               |        |                        | 199           |   |

POPULATION SERVED FLUORIDATED DRINKING WATER BY SOURCE SYSTEM,  
 CONSECUTIVE SYSTEM, AND COUNTY WITHIN STATE (AS OF 12/31/85)

# NORTH CAROLINA

| WATER SYSTEM and<br>CONSECUTIVE SYSTEMS SERVED           | EPA<br>ID<br>NO | COUNTY    | CHEM<br>USED | STATUS | FLUOR<br>START<br>DATE | POP<br>SERVED | NATURAL SYSTEMS<br>NAT<br>LEVEL | OPT<br>LEVEL |
|--|-----------------|-----------|--------------|--------|------------------------|---------------|---------------------------------|--------------|
| BATON  | 0114025         | CALDWELL  |              | ADJ    | 09/80                  | 4382          |                                 | 1.0          |
| TOTAL POPULATION SERVED BY SOURCE WATER SYSTEM - - - - - |                 |           |              |        |                        | 4382          |                                 |              |
| BEAUFORT   | 0416010         | CARTERET  | Acid         | ADJ    | 09/79                  | 4800          |                                 | 1.0          |
| TOTAL POPULATION SERVED BY SOURCE WATER SYSTEM - - - - - |                 |           |              |        |                        | 4800          |                                 |              |
| BEE LOG  | 0100427         | YANCEY    | NaF          | ADJ    | 10/74                  | 110           |                                 | 4.5          |
| TOTAL POPULATION SERVED BY SOURCE WATER SYSTEM - - - - - |                 |           |              |        |                        | 110           |                                 |              |
| BELMONT  | 0136015         | GASTON    | Acid         | ADJ    | 09/71                  | 15100         |                                 | 1.0          |
| TOTAL POPULATION SERVED BY SOURCE WATER SYSTEM - - - - - |                 |           |              |        |                        | 15100         |                                 |              |
| BETHEL ELEM  | 0195421         | WATAUGA   | NaF          | ADJ    | 10/73                  | 174           |                                 | 4.5          |
| TOTAL POPULATION SERVED BY SOURCE WATER SYSTEM - - - - - |                 |           |              |        |                        | 174           |                                 |              |
| BETHEL HILL ELEM   | 0273430         | PERSON    | NaF          | ADJ    | 11/80                  | 320           |                                 | 4.5          |
| TOTAL POPULATION SERVED BY SOURCE WATER SYSTEM - - - - - |                 |           |              |        |                        | 320           |                                 |              |
| BETHLEHEM  | 0102461         | ALEXANDER | NaF          | ADJ    | 05/73                  | 640           |                                 | 4.5          |
| TOTAL POPULATION SERVED BY SOURCE WATER SYSTEM - - - - - |                 |           |              |        |                        | 640           |                                 |              |
| BEULAH   | 0286403         | SURRY     | NaF          | ADJ    | 04/72                  | 342           |                                 | 4.5          |
| TOTAL POPULATION SERVED BY SOURCE WATER SYSTEM - - - - - |                 |           |              |        |                        | 342           |                                 |              |
| BLADENBORO   | 0309015         | BLADEN    | NaF          | ADJ    | 09/83                  | 1514          |                                 | 1.0          |
| TOTAL POPULATION SERVED BY SOURCE WATER SYSTEM - - - - - |                 |           |              |        |                        | 1514          |                                 |              |
| BOOMER-FERGUSON  | 0197452         | WILKES    | NaF          | ADJ    | 08/75                  | 233           |                                 | 4.5          |
| TOTAL POPULATION SERVED BY SOURCE WATER SYSTEM - - - - - |                 |           |              |        |                        | 233           |                                 |              |
| BOONE  | 0195010         | WATAUGA   |              | ADJ    | 09/82                  | 13250         |                                 | 1.0          |
| TOTAL POPULATION SERVED BY SOURCE WATER SYSTEM - - - - - |                 |           |              |        |                        | 13250         |                                 |              |
| BOOSE CREEK  |                 | SWAIN     |              | NATL   |                        | 0             |                                 | 1.7          |
| TOTAL POPULATION SERVED BY SOURCE WATER SYSTEM - - - - - |                 |           |              |        |                        | 0             |                                 |              |



POPULATION SERVED FLUORIDATED DRINKING WATER BY SOURCE SYSTEM,  
 CONSECUTIVE SYSTEM, AND COUNTY WITHIN STATE (AS OF 12/31/85)

# NORTH CAROLINA

| WATER SYSTEM and<br>CONSECUTIVE SYSTEMS SERVED           | EPA<br>ID<br>NO | COUNTY       | CHEM<br>USED | STATUS | FLUOR<br>START<br>DATE | POP<br>SERVED | NATURAL SYSTEMS<br>NAT OPT<br>LEVEL LEVEL |
|--|-----------------|--------------|--------------|--------|------------------------|---------------|---|
| BREVARD  | 0188010         | TRANSYLVANIA |              | ADJ    | 09/82                  | 8000          | 1.0                                       |
| TOTAL POPULATION SERVED BY SOURCE WATER SYSTEM - - - - - |                 |              |              |        |                        | 8000          |   |
| BROGDEN ELEM   | 0496408         | WAYNE        | NaF          | ADJ    | 11/75                  | 836           | 4.5                                       |
| TOTAL POPULATION SERVED BY SOURCE WATER SYSTEM - - - - - |                 |              |              |        |                        | 836           |   |
| BROGDEN JR HIGH  | 0496407         | WAYNE        | NaF          | ADJ    | 11/75                  | 1434          | 4.5                                       |
| TOTAL POPULATION SERVED BY SOURCE WATER SYSTEM - - - - - |                 |              |              |        |                        | 1434          |   |
| BULADEAN   | 0161409         | MITCHELL     | NaF          | ADJ    | 11/74                  | 171           | 4.5                                       |
| TOTAL POPULATION SERVED BY SOURCE WATER SYSTEM - - - - - |                 |              |              |        |                        | 171           |   |
| BURGAW   | 0471010         | PENDER       |              | NATL   |                        | 1735          | 0.0                                       |
| TOTAL POPULATION SERVED BY SOURCE WATER SYSTEM - - - - - |                 |              |              |        |                        | 1735          |   |
| BURLINGTON   | 0201010         | ALAMANCE     | Acid         | ADJ    | 09/77                  | 37972         | 1.0                                       |
| TOTAL POPULATION SERVED BY SOURCE WATER SYSTEM - - - - - |                 |              |              |        |                        | 37972         |   |
| CAMERON  | 0363427         | MOORE        | NaF          | ADJ    | 03/74                  | 341           | 4.5                                       |
| TOTAL POPULATION SERVED BY SOURCE WATER SYSTEM - - - - - |                 |              |              |        |                        | 341           |   |
| CANTON   | 0144015         | HAYWOOD      | Acid         | ADJ    | 09/69                  | 7500          | 1.0                                       |
| TOTAL POPULATION SERVED BY SOURCE WATER SYSTEM - - - - - |                 |              |              |        |                        | 7500          |   |
| CAPE HATTERAS  | 0428025         | DARE         |              | ADJ    | 09/82                  | 7370          | 1.0                                       |
| TOTAL POPULATION SERVED BY SOURCE WATER SYSTEM - - - - - |                 |              |              |        |                        | 7370          |   |
| CARTHAGE   | 0363025         | MOORE        | Acid         | ADJ    | 09/78                  | 1508          | 1.0                                       |
| TOTAL POPULATION SERVED BY SOURCE WATER SYSTEM - - - - - |                 |              |              |        |                        | 1508          |   |
| CARVER   | 0291413         | VANCE        | NaF          | ADJ    | 11/77                  | 330           | 4.5                                       |
| TOTAL POPULATION SERVED BY SOURCE WATER SYSTEM - - - - - |                 |              |              |        |                        | 330           |   |
| CHAPEL HILL  | 0368015         | ORANGE       | Acid         | ADJ    | 09/64                  | 60000         | 1.0                                       |
| TOTAL POPULATION SERVED BY SOURCE WATER SYSTEM - - - - - |                 |              |              |        |                        | 60000         |   |

POPULATION SERVED FLUORIDATED DRINKING WATER BY SOURCE SYSTEM,  
 CONSECUTIVE SYSTEM, AND COUNTY WITHIN STATE (AS OF 12/31/85)

# NORTH CAROLINA

| WATER SYSTEM and<br>CONSECUTIVE SYSTEMS SERVED           | EPA<br>ID<br>NO | COUNTY      | CHEM<br>USED | STATUS | FLUOR<br>START<br>DATE | POP<br>SERVED | NATURAL SYSTEMS<br>NAT<br>LEVEL | OPT<br>LEVEL |
|--|-----------------|-------------|--------------|--------|------------------------|---------------|---------------------------------|--------------|
| CHARLOTTE  | 0160010         | MECKLENBURG | NaSiF6       | ADJ    | 04/49                  | 340000        |                                 | 1.0          |
| TOTAL POPULATION SERVED BY SOURCE WATER SYSTEM - - - - - |                 |             |              |        |                        | 340000        |                                 |              |
| CHERRY HOSPITAL WATER SUPPLY                             | 0496105         | WAYNE       | Acid         | ADJ    | 09/77                  | 2500          |                                 | 1.0          |
| TOTAL POPULATION SERVED BY SOURCE WATER SYSTEM - - - - - |                 |             |              |        |                        | 2500          |                                 |              |
| CLEARMONT  | 0100437         | YANCEY      | NaF          | ADJ    | 04/74                  | 199           |                                 | 4.5          |
| TOTAL POPULATION SERVED BY SOURCE WATER SYSTEM - - - - - |                 |             |              |        |                        | 199           |                                 |              |
| CLEMENT  | 0382446         | SAMPSON     | NaF          | ADJ    | 05/72                  | 395           |                                 | 4.5          |
| TOTAL POPULATION SERVED BY SOURCE WATER SYSTEM - - - - - |                 |             |              |        |                        | 395           |                                 |              |
| CLINTON  | 0382010         | SAMPSON     | NaF          | ADJ    | 09/77                  | 8430          |                                 | 1.0          |
| TOTAL POPULATION SERVED BY SOURCE WATER SYSTEM - - - - - |                 |             |              |        |                        | 8430          |                                 |              |
| COLERAIN   | 0408030         | BERTIE      |              | NATL   |                        | 410           | 0.0                             |              |
| TOTAL POPULATION SERVED BY SOURCE WATER SYSTEM - - - - - |                 |             |              |        |                        | 410           |                                 |              |
| COLERIDGE  | 0276441         | RANDOLPH    | NaF          | ADJ    | 08/78                  | 313           |                                 | 4.5          |
| TOTAL POPULATION SERVED BY SOURCE WATER SYSTEM - - - - - |                 |             |              |        |                        | 313           |                                 |              |
| COLLETTSVILLE  | 0114468         | CALDWELL    | NaF          | ADJ    | 09/73                  | 496           |                                 | 4.5          |
| TOTAL POPULATION SERVED BY SOURCE WATER SYSTEM - - - - - |                 |             |              |        |                        | 496           |                                 |              |
| CONCORD  | 0113010         | CABARRUS    | Acid         | ADJ    | 09/52                  | 16000         |                                 | 1.0          |
| TOTAL POPULATION SERVED BY SOURCE WATER SYSTEM - - - - - |                 |             |              |        |                        | 16000         |                                 |              |
| COPELAND   | 0286418         | SURRY       | NaF          | ADJ    | 02/75                  | 520           |                                 | 4.5          |
| TOTAL POPULATION SERVED BY SOURCE WATER SYSTEM - - - - - |                 |             |              |        |                        | 520           |                                 |              |
| COURTNEY   | 0299474         | YADKIN      | NaF          | ADJ    | 02/72                  | 437           |                                 | 4.5          |
| TOTAL POPULATION SERVED BY SOURCE WATER SYSTEM - - - - - |                 |             |              |        |                        | 437           |                                 |              |
| COVE CREEK   | 0195424         | WATAUGA     | NaF          | ADJ    | 04/74                  | 370           |                                 | 4.5          |
| TOTAL POPULATION SERVED BY SOURCE WATER SYSTEM - - - - - |                 |             |              |        |                        | 370           |                                 |              |

POPULATION SERVED FLUORIDATED DRINKING WATER BY SOURCE SYSTEM,  
CONSECUTIVE SYSTEM, AND COUNTY WITHIN STATE (AS OF 12/31/85)

# NORTH CAROLINA

| WATER SYSTEM and<br>CONSECUTIVE SYSTEMS SERVED           | EPA<br>ID<br>NO | COUNTY      | CHEM<br>USED | STATUS | FLUOR<br>START<br>DATE | POP<br>SERVED | NATURAL SYSTEMS<br>NAT<br>LEVEL | OPT<br>LEVEL |
|--|-----------------|-------------|--------------|--------|------------------------|---------------|---------------------------------|--------------|
| CREEDMOOR  | 0239015         | GRANVILLE   |              | ADJ    | 09/82                  | 1600          |                                 | 1.0          |
| TOTAL POPULATION SERVED BY SOURCE WATER SYSTEM - - - - - |                 |             |              |        |                        | 1600          |                                 |              |
| DAVIDSON   | 0160020         | MECKLENBURG | NaF          | ADJ    | 03/71                  | 3381          |                                 | 1.0          |
| TOTAL POPULATION SERVED BY SOURCE WATER SYSTEM - - - - - |                 |             |              |        |                        | 3381          |                                 |              |
| DAVIDSON WATER INC                                       | 0229025         | DAVIDSON    |              | ADJ    | 09/71                  | 84000         |                                 | 1.0          |
| TOTAL POPULATION SERVED BY SOURCE WATER SYSTEM - - - - - |                 |             |              |        |                        | 84000         |                                 |              |
| DAVIE CO   | 0230015         | DAVIE       |              | ADJ    | 09/82                  | 13201         |                                 | 1.0          |
| TOTAL POPULATION SERVED BY SOURCE WATER SYSTEM - - - - - |                 |             |              |        |                        | 13201         |                                 |              |
| DOBSON   | 0286030         | SURRY       | Acid         | ADJ    | 09/77                  | 1200          |                                 | 1.0          |
| TOTAL POPULATION SERVED BY SOURCE WATER SYSTEM - - - - - |                 |             |              |        |                        | 1200          |                                 |              |
| DREXEL   | 0112045         | BURKE       | Acid         | ADJ    | 09/65                  | 2100          |                                 | 1.0          |
| TOTAL POPULATION SERVED BY SOURCE WATER SYSTEM - - - - - |                 |             |              |        |                        | 2100          |                                 |              |
| DUNN   | 0143010         | HARNETT     | NaSiF6       | ADJ    | 09/53                  | 9450          |                                 | 1.0          |
| TOTAL POPULATION SERVED BY SOURCE WATER SYSTEM - - - - - |                 |             |              |        |                        | 9450          |                                 |              |
| DURHAM   | 0332010         | DURHAM      | Acid         | ADJ    | 05/62                  | 147000        |                                 | 1.0          |
| TOTAL POPULATION SERVED BY SOURCE WATER SYSTEM - - - - - |                 |             |              |        |                        | 147000        |                                 |              |
| EAST DUPLIN  | 0431466         | DUPLIN      | NaF          | ADJ    | 12/75                  | 911           |                                 | 4.5          |
| TOTAL POPULATION SERVED BY SOURCE WATER SYSTEM - - - - - |                 |             |              |        |                        | 911           |                                 |              |
| EDEN & FIELDCREST MILLS                                  | 0279010         | ROCKINGHAM  | Acid         | ADJ    | 05/63                  | 26000         |                                 | 1.0          |
| TOTAL POPULATION SERVED BY SOURCE WATER SYSTEM - - - - - |                 |             |              |        |                        | 26000         |                                 |              |
| EDENTON  | 0421010         | CHOWAN      |              | NATL   |                        | 5200          |                                 | 0.0          |
| TOTAL POPULATION SERVED BY SOURCE WATER SYSTEM - - - - - |                 |             |              |        |                        | 5200          |                                 |              |
| ELIZABETH CITY   | 0470010         | PASQUOTANK  | Acid         | ADJ    | 09/60                  | 15357         |                                 | 1.0          |
| TOTAL POPULATION SERVED BY SOURCE WATER SYSTEM - - - - - |                 |             |              |        |                        | 15357         |                                 |              |

POPULATION SERVED FLUORIDATED DRINKING WATER BY SOURCE SYSTEM,  
 CONSECUTIVE SYSTEM, AND COUNTY WITHIN STATE (AS OF 12/31/85)

# NORTH CAROLINA

| WATER SYSTEM and<br>CONSECUTIVE SYSTEMS SERVED           | EPA<br>ID<br>NO | COUNTY     | CHEM<br>USED | STATUS | FLUOR<br>START<br>DATE | POP<br>SERVED | NATURAL SYSTEMS<br>NAT OPT<br>LEVEL LEVEL |
|--|-----------------|------------|--------------|--------|------------------------|---------------|---|
| ELIZABETHTOWN  | 0309010         | BLADEN     |              | ADJ    | /82                    | 3821          | 1.0                                       |
| TOTAL POPULATION SERVED BY SOURCE WATER SYSTEM - - - - - |                 |            |              |        |                        | 3821          |   |
| ELKIN  | 0286020         | SURRY      | Acid         | ADJ    | 08/70                  | 3100          | 1.0                                       |
| TOTAL POPULATION SERVED BY SOURCE WATER SYSTEM - - - - - |                 |            |              |        |                        | 3100          |   |
| ELLEDALE   | 0102505         | ALEXANDER  | NaF          | ADJ    | 05/73                  | 318           | 4.5                                       |
| TOTAL POPULATION SERVED BY SOURCE WATER SYSTEM - - - - - |                 |            |              |        |                        | 318           |   |
| ENGLEHARD  |                 | HYDE       |              | NATL   |                        | 600           | 0.0                                       |
| TOTAL POPULATION SERVED BY SOURCE WATER SYSTEM - - - - - |                 |            |              |        |                        | 600           |   |
| FAIRMONT   | 0378025         | ROBESON    | NaF          | ADJ    | 05/72                  | 2780          | 1.0                                       |
| TOTAL POPULATION SERVED BY SOURCE WATER SYSTEM - - - - - |                 |            |              |        |                        | 2780          |   |
| FAIRVIEW ELEM  | 0150463         | JACKSON    | NaF          | ADJ    | 04/81                  | 895           | 4.5                                       |
| TOTAL POPULATION SERVED BY SOURCE WATER SYSTEM - - - - - |                 |            |              |        |                        | 895           |   |
| FALL CREEK   | 0299472         | YADKIN     | NaF          | ADJ    | 02/72                  | 310           | 4.5                                       |
| TOTAL POPULATION SERVED BY SOURCE WATER SYSTEM - - - - - |                 |            |              |        |                        | 310           |   |
| FARMER   | 0276461         | RANDOLPH   | NaF          | ADJ    | 06/74                  | 811           | 4.5                                       |
| TOTAL POPULATION SERVED BY SOURCE WATER SYSTEM - - - - - |                 |            |              |        |                        | 811           |   |
| FAYETTEVILLE   | 0326010         | CUMBERLAND | NaSiF6       | ADJ    | 10/52                  | 100000        | 1.0                                       |
| TOTAL POPULATION SERVED BY SOURCE WATER SYSTEM - - - - - |                 |            |              |        |                        | 100000        |   |
| FINES CREEK  | 0144434         | HAYWOOD    | NaF          | ADJ    | 03/73                  | 90            | 4.5                                       |
| TOTAL POPULATION SERVED BY SOURCE WATER SYSTEM - - - - - |                 |            |              |        |                        | 90            |   |
| FLEETWOOD  | 0105401         | ASHE       | NaF          | ADJ    | 12/73                  | 278           | 4.5                                       |
| TOTAL POPULATION SERVED BY SOURCE WATER SYSTEM - - - - - |                 |            |              |        |                        | 278           |   |
| FORBUSH  | 0299473         | YADKIN     | NaF          | ADJ    | 02/72                  | 199           | 4.5                                       |
| TOTAL POPULATION SERVED BY SOURCE WATER SYSTEM - - - - - |                 |            |              |        |                        | 199           |   |

POPULATION SERVED FLUORIDATED DRINKING WATER BY SOURCE SYSTEM,  
 CONSECUTIVE SYSTEM, AND COUNTY WITHIN STATE (AS OF 12/31/85)

## NORTH CAROLINA

| WATER SYSTEM and<br>CONSECUTIVE SYSTEMS SERVED           | EPA<br>ID<br>NO | COUNTY     | CHEM<br>USED | STATUS | FLUOR<br>START<br>DATE | POP<br>SERVED | NATURAL SYSTEMS<br>NAT<br>LEVEL | OPT<br>LEVEL |
|--|-----------------|------------|--------------|--------|------------------------|---------------|---------------------------------|--------------|
| FOREST CITY  | 0181010         | RUTHERFORD | Acid         | ADJ    | 05/67                  | 7550          |                                 | 1.0          |
| TOTAL POPULATION SERVED BY SOURCE WATER SYSTEM - - - - - |                 |            |              |        |                        | 7550          |                                 |              |
| FORT BRAGG (INCLUDES POPE AFB)                           | 0326344         | CUMBERLAND |              | ADJ    | /62                    | 58000         |                                 | 1.0          |
| TOTAL POPULATION SERVED BY SOURCE WATER SYSTEM - - - - - |                 |            |              |        |                        | 58000         |                                 |              |
| FRANCISCO ELEM   | 0285440         | STOKES     | NaF          | ADJ    | 09/77                  | 154           |                                 | 4.5          |
| TOTAL POPULATION SERVED BY SOURCE WATER SYSTEM - - - - - |                 |            |              |        |                        | 154           |                                 |              |
| GASTONIA   | 0136010         | GASTON     | Acid         | ADJ    | /64                    | 48684         |                                 | 1.0          |
| TOTAL POPULATION SERVED BY SOURCE WATER SYSTEM - - - - - |                 |            |              |        |                        | 48684         |                                 |              |
| GATESVILLE   | 0437010         | GATES      |              | NATL   |                        | 325           | 2.7                             |              |
| TOTAL POPULATION SERVED BY SOURCE WATER SYSTEM - - - - - |                 |            |              |        |                        | 325           |                                 |              |
| GERMANTON ELEM   | 0285415         | STOKES     | NaF          | ADJ    | 08/77                  | 277           |                                 | 4.5          |
| TOTAL POPULATION SERVED BY SOURCE WATER SYSTEM - - - - - |                 |            |              |        |                        | 277           |                                 |              |
| GLADE CREEK  | 0103437         | ALLEGHANY  | NaF          | ADJ    | 10/73                  | 282           |                                 | 4.5          |
| TOTAL POPULATION SERVED BY SOURCE WATER SYSTEM - - - - - |                 |            |              |        |                        | 282           |                                 |              |
| GOLDSBORO  | 0496010         | WAYNE      | Acid         | ADJ    | 02/61                  | 38000         |                                 | 1.0          |
| TOTAL POPULATION SERVED BY SOURCE WATER SYSTEM - - - - - |                 |            |              |        |                        | 38000         |                                 |              |
| GRADY, B F   | 0431465         | DUPLIN     | NaF          | ADJ    | 12/75                  | 449           |                                 | 4.5          |
| TOTAL POPULATION SERVED BY SOURCE WATER SYSTEM - - - - - |                 |            |              |        |                        | 449           |                                 |              |
| GRAHAM-MEBANE  | 0201015         | ALAMANCE   | Acid         | ADJ    | /77                    | 17328         |                                 | 1.0          |
| TOTAL POPULATION SERVED BY SOURCE WATER SYSTEM - - - - - |                 |            |              |        |                        | 17328         |                                 |              |
| GRANITE FALLS  | 0114030         | CALDWELL   | Acid         | ADJ    | /75                    | 2600          |                                 | 1.0          |
| TOTAL POPULATION SERVED BY SOURCE WATER SYSTEM - - - - - |                 |            |              |        |                        | 2600          |                                 |              |
| GREEN CREEK  | 0175450         | POLK       | NaF          | ADJ    | 11/74                  | 255           |                                 | 4.5          |
| TOTAL POPULATION SERVED BY SOURCE WATER SYSTEM - - - - - |                 |            |              |        |                        | 255           |                                 |              |

POPULATION SERVED FLUORIDATED DRINKING WATER BY SOURCE SYSTEM,  
CONSECUTIVE SYSTEM, AND COUNTY WITHIN STATE (AS OF 12/31/85)

**NORTH CAROLINA**

| WATER SYSTEM and<br>CONSECUTIVE SYSTEMS SERVED           | EPA<br>ID<br>NO | COUNTY     | CHEM<br>USED | STATUS | FLUOR<br>START<br>DATE | POP<br>SERVED | NATURAL SYSTEMS<br>NAT<br>LEVEL | OPT<br>LEVEL |
|--|-----------------|------------|--------------|--------|------------------------|---------------|---------------------------------|--------------|
| GREEN VALLEY   | 0195419         | WATAUGA    | NaF          | ADJ    | 04/74                  | 334           |                                 | 4.5          |
| TOTAL POPULATION SERVED BY SOURCE WATER SYSTEM - - - - - |                 |            |              |        |                        | 334           |                                 |              |
| GREENSBORO   | 0241010         | GUILFORD   | Acid         | ADJ    | 05/67                  | 165000        |                                 | 1.0          |
| TOTAL POPULATION SERVED BY SOURCE WATER SYSTEM - - - - - |                 |            |              |        |                        | 165000        |                                 |              |
| GREENVILLE   | 0474010         | PITT       | Acid         | ADJ    | 11/57                  | 45000         |                                 | 1.0          |
| TOTAL POPULATION SERVED BY SOURCE WATER SYSTEM - - - - - |                 |            |              |        |                        | 45000         |                                 |              |
| GRIMESLAND   | 0474055         | PITT       |              | NATL   |                        | 480           | 0.0                             |              |
| TOTAL POPULATION SERVED BY SOURCE WATER SYSTEM - - - - - |                 |            |              |        |                        | 480           |                                 |              |
| GUIDEWAY   |                 | COLUMBUS   |              | NATL   |                        | 275           | 0.0                             |              |
| TOTAL POPULATION SERVED BY SOURCE WATER SYSTEM - - - - - |                 |            |              |        |                        | 275           |                                 |              |
| HALLS SCHOOL   | 0382684         | SAMPSON    | NaF          | ADJ    | 02/70                  | 278           |                                 | 4.5          |
| TOTAL POPULATION SERVED BY SOURCE WATER SYSTEM - - - - - |                 |            |              |        |                        | 278           |                                 |              |
| HAMILTON   | 0459025         | MARTIN     |              | NATL   |                        | 600           | 0.0                             |              |
| TOTAL POPULATION SERVED BY SOURCE WATER SYSTEM - - - - - |                 |            |              |        |                        | 600           |                                 |              |
| HAMLET   | 0377010         | RICHMOND   | Acid         | ADJ    | /78                    | 5090          |                                 | 1.0          |
| TOTAL POPULATION SERVED BY SOURCE WATER SYSTEM - - - - - |                 |            |              |        |                        | 5090          |                                 |              |
| HAPPY HOME   | 0279727         | ROCKINGHAM | NaF          | ADJ    | 02/73                  | 259           |                                 | 4.5          |
| TOTAL POPULATION SERVED BY SOURCE WATER SYSTEM - - - - - |                 |            |              |        |                        | 259           |                                 |              |
| HAPPY VALLEY   | 0114469         | CALDWELL   | NaF          | ADJ    | 01/70                  | 517           |                                 | 4.5          |
| TOTAL POPULATION SERVED BY SOURCE WATER SYSTEM - - - - - |                 |            |              |        |                        | 517           |                                 |              |
| HARGROVE   | 0382483         | SAMPSON    | NaF          | ADJ    | 02/70                  | 491           |                                 | 4.5          |
| TOTAL POPULATION SERVED BY SOURCE WATER SYSTEM - - - - - |                 |            |              |        |                        | 491           |                                 |              |
| HELENA ELEM  | 0273408         | PERSON     | NaF          | ADJ    | 09/81                  | 549           |                                 | 4.5          |
| TOTAL POPULATION SERVED BY SOURCE WATER SYSTEM - - - - - |                 |            |              |        |                        | 549           |                                 |              |

POPULATION SERVED FLUORIDATED DRINKING WATER BY SOURCE SYSTEM,  
CONSECUTIVE SYSTEM, AND COUNTY WITHIN STATE (AS OF 12/31/85)

## NORTH CAROLINA

| WATER SYSTEM and<br>CONSECUTIVE SYSTEMS SERVED           | EPA<br>ID<br>NO | COUNTY       | CHEM<br>USED | STATUS | FLUOR<br>START<br>DATE | POP<br>SERVED | NATURAL SYSTEMS<br>NAT<br>LEVEL | OPT<br>LEVEL |
|--|-----------------|--------------|--------------|--------|------------------------|---------------|---------------------------------|--------------|
| HENDERSON, T C   | 0291010         | TRANSYLVANIA | NaF          | ADJ    | 09/80                  | 195           |                                 | 4.5          |
| TOTAL POPULATION SERVED BY SOURCE WATER SYSTEM - - - - - |                 |              |              |        |                        | 195           |                                 |              |
| HICKORY  | 0118010         | CATAWBA      | NaSiF6       | ADJ    | 08/52                  | 40000         |                                 | 1.0          |
| TOTAL POPULATION SERVED BY SOURCE WATER SYSTEM - - - - - |                 |              |              |        |                        | 40000         |                                 |              |
| HIGH POINT   | 0241020         | GUILFORD     | NaSiF6       | ADJ    | /53                    | 68000         |                                 | 1.0          |
| TOTAL POPULATION SERVED BY SOURCE WATER SYSTEM - - - - - |                 |              |              |        |                        | 68000         |                                 |              |
| HILDEBRAND, GEORGE                                       | 0112480         | BURKE        | NaF          | ADJ    | 09/73                  | 650           |                                 | 4.5          |
| TOTAL POPULATION SERVED BY SOURCE WATER SYSTEM - - - - - |                 |              |              |        |                        | 650           |                                 |              |
| HILLSBOROUGH   | 0368015         | ORANGE       | Acid         | ADJ    | 09/60                  | 9651          |                                 | 1.0          |
| TOTAL POPULATION SERVED BY SOURCE WATER SYSTEM - - - - - |                 |              |              |        |                        | 9651          |                                 |              |
| HOBBTON  | 0382487         | SAMPSON      | NaF          | ADJ    | 01/79                  | 467           |                                 | 4.5          |
| TOTAL POPULATION SERVED BY SOURCE WATER SYSTEM - - - - - |                 |              |              |        |                        | 467           |                                 |              |
| HUNTERSVILLE   | 0160025         | MECKLENBURG  | NaF          | ADJ    | /77                    | 1750          |                                 | 1.0          |
| TOTAL POPULATION SERVED BY SOURCE WATER SYSTEM - - - - - |                 |              |              |        |                        | 1750          |                                 |              |
| JACKSONVILLE   | 0467010         | ONSLow       |              | NATL   |                        | 30448         | 0.0                             |              |
| TOTAL POPULATION SERVED BY SOURCE WATER SYSTEM - - - - - |                 |              |              |        |                        | 30448         |                                 |              |
| JAMESTOWN  | 0241030         | GUILFORD     |              | ADJ    | 02/68                  | 2250          |                                 | 1.0          |
| TOTAL POPULATION SERVED BY SOURCE WATER SYSTEM - - - - - |                 |              |              |        |                        | 2250          |                                 |              |
| JONESVILLE   | 0299010         | YADKIN       |              | ADJ    | /81                    | 1700          |                                 | 1.0          |
| TOTAL POPULATION SERVED BY SOURCE WATER SYSTEM - - - - - |                 |              |              |        |                        | 1700          |                                 |              |
| KANNAPOLIS   | 0180020         | ROWAN        |              | ADJ    | 09/81                  | 26000         |                                 | 1.0          |
| TOTAL POPULATION SERVED BY SOURCE WATER SYSTEM - - - - - |                 |              |              |        |                        | 26000         |                                 |              |
| KELFORD  | 0408025         | BERTIE       |              | NATL   |                        | 500           | 0.0                             |              |
| TOTAL POPULATION SERVED BY SOURCE WATER SYSTEM - - - - - |                 |              |              |        |                        | 500           |                                 |              |

POPULATION SERVED FLUORIDATED DRINKING WATER BY SOURCE SYSTEM,  
 CONSECUTIVE SYSTEM, AND COUNTY WITHIN STATE (AS OF 12/31/85)

# NORTH CAROLINA

| WATER SYSTEM and<br>CONSECUTIVE SYSTEMS SERVED           | EPA<br>ID<br>NO | COUNTY     | CHEM<br>USED | STATUS | FLUOR<br>START<br>DATE | POP<br>SERVED | NATURAL SYSTEMS<br>NAT OPT<br>LEVEL LEVEL |
|--|-----------------|------------|--------------|--------|------------------------|---------------|---|
| KERNERSVILLE   | 0234020         | FORSYTH    | Acid         | ADJ    | 01/75                  | 8500          | 1.0                                       |
| TOTAL POPULATION SERVED BY SOURCE WATER SYSTEM - - - - - |                 |            |              |        |                        | 8500          |   |
| KERR LAKE REG WAT SYSTEM                                 | 0291010         | VANCE      |              | ADJ    | /78                    | 20171         | 1.0                                       |
| TOTAL POPULATION SERVED BY SOURCE WATER SYSTEM - - - - - |                 |            |              |        |                        | 20171         |   |
| KING DISTRICT WATER SUPPLY                               | 0285010         | STOKES     |              | ADJ    | /77                    | 14955         | 1.0                                       |
| TOTAL POPULATION SERVED BY SOURCE WATER SYSTEM - - - - - |                 |            |              |        |                        | 14955         |   |
| KINGS CREEK  | 0114470         | CALDWELL   |              | ADJ    | 12/75                  | 318           | 4.5                                       |
| TOTAL POPULATION SERVED BY SOURCE WATER SYSTEM - - - - - |                 |            |              |        |                        | 318           |   |
| KINGS MOUNTAIN   | 0123020         | CLEVELAND  |              | ADJ    | 03/71                  | 9700          | 1.0                                       |
| TOTAL POPULATION SERVED BY SOURCE WATER SYSTEM - - - - - |                 |            |              |        |                        | 9700          |   |
| LANDIS   | 0180038         | ROWAN      |              | ADJ    | 04/68                  | 2092          | 1.0                                       |
| TOTAL POPULATION SERVED BY SOURCE WATER SYSTEM - - - - - |                 |            |              |        |                        | 2092          |   |
| LAURINBURG   | 0383010         | SCOTLAND   | Acid         | ADJ    | 03/59                  | 16636         | 1.0                                       |
| TOTAL POPULATION SERVED BY SOURCE WATER SYSTEM - - - - - |                 |            |              |        |                        | 16636         |   |
| LAWSONVILLE ELEM   | 0285414         | STOKES     | NaF          | ADJ    | 08/77                  | 237           | 4.5                                       |
| TOTAL POPULATION SERVED BY SOURCE WATER SYSTEM - - - - - |                 |            |              |        |                        | 237           |   |
| LELAND MIDDLE  | 0410439         | BRUNSWICK  | NaF          | ADJ    | 01/74                  | 926           | 4.5                                       |
| TOTAL POPULATION SERVED BY SOURCE WATER SYSTEM - - - - - |                 |            |              |        |                        | 926           |   |
| LENOIR   | 0114010         | CALDWELL   | Acid         | ADJ    | 11/52                  | 15200         | 1.0                                       |
| TOTAL POPULATION SERVED BY SOURCE WATER SYSTEM - - - - - |                 |            |              |        |                        | 15200         |   |
| LEXINGTON  | 0229010         | DAVIDSON   | NaF          | ADJ    | 07/53                  | 21000         | 1.0                                       |
| TOTAL POPULATION SERVED BY SOURCE WATER SYSTEM - - - - - |                 |            |              |        |                        | 21000         |   |
| LINCOLN ELEM   | 0279728         | ROCKINGHAM | NaF          | ADJ    | 02/73                  | 450           | 4.5                                       |
| TOTAL POPULATION SERVED BY SOURCE WATER SYSTEM - - - - - |                 |            |              |        |                        | 450           |   |



POPULATION SERVED FLUORIDATED DRINKING WATER BY SOURCE SYSTEM,  
 CONSECUTIVE SYSTEM, AND COUNTY WITHIN STATE (AS OF 12/31/85)

**NORTH CAROLINA**

| WATER SYSTEM and<br>CONSECUTIVE SYSTEMS SERVED | EPA<br>ID<br>NO | COUNTY     | CHEM<br>USED | STATUS | FLUOR<br>START<br>DATE | POP<br>SERVED | NATURAL SYSTEMS  |              |
|--|-----------------|------------|--------------|--------|------------------------|---------------|--|--------------|
|  |                 |            |              |        |                        |               | NAT<br>LEVEL   | OPT<br>LEVEL |
| LINCOLN PRIMARY                                | 0410400         | BRUNSWICK  | NaF          | ADJ    | 03/75                  | 674           |  | 4.5          |
|  |                 |            |              |        |                        |               | TOTAL POPULATION SERVED BY SOURCE WATER SYSTEM - - - - - | 674          |
| LINCOLNTON                                     | 0155010         | LINCOLN    | Acid         | ADJ    | 09/75                  | 5700          |  | 1.0          |
|  |                 |            |              |        |                        |               | TOTAL POPULATION SERVED BY SOURCE WATER SYSTEM - - - - - | 5700         |
| LITTLETON                                      | 0442028         | HALIFAX    |              | NATL   |                        | 820           | 0.0  |              |
|  |                 |            |              |        |                        |               | TOTAL POPULATION SERVED BY SOURCE WATER SYSTEM - - - - - | 820          |
| LONGVIEW                                       | 0118025         | CATAWBA    | Acid         | ADJ    | 01/74                  | 3850          |  | 1.0          |
|  |                 |            |              |        |                        |               | TOTAL POPULATION SERVED BY SOURCE WATER SYSTEM - - - - - | 3850         |
| LOUISBURG                                      | 0235015         | FRANKLIN   |              | ADJ    | /82                    | 3100          |  | 1.0          |
|  |                 |            |              |        |                        |               | TOTAL POPULATION SERVED BY SOURCE WATER SYSTEM - - - - - | 3100         |
| LOW GAP  | 0286469         | SURRY      | NaF          | ADJ    | 06/82                  | 132           |  | 4.5          |
|  |                 |            |              |        |                        |               | TOTAL POPULATION SERVED BY SOURCE WATER SYSTEM - - - - - | 132          |
| LUMBERTON                                      | 0378010         | ROBESON    | NaSiF6       | ADJ    | 02/54                  | 20000         |  | 1.0          |
|  |                 |            |              |        |                        |               | TOTAL POPULATION SERVED BY SOURCE WATER SYSTEM - - - - - | 20000        |
| MABEL  | 0195423         | WATAUGA    | NaF          | ADJ    | 09/73                  | 300           |  | 4.5          |
|  |                 |            |              |        |                        |               | TOTAL POPULATION SERVED BY SOURCE WATER SYSTEM - - - - - | 300          |
| MADISON  | 0279030         | ROCKINGHAM | Acid         | ADJ    | 01/75                  | 3000          |  | 1.0          |
|  |                 |            |              |        |                        |               | TOTAL POPULATION SERVED BY SOURCE WATER SYSTEM - - - - - | 3000         |
| MAIDEN   | 0118030         | CATAWBA    | Acid         | ADJ    | 11/75                  | 2700          |  | 1.0          |
|  |                 |            |              |        |                        |               | TOTAL POPULATION SERVED BY SOURCE WATER SYSTEM - - - - - | 2700         |
| MARSHVILLE                                     | 0190015         | UNION      | Acid         | ADJ    | 09/68                  | 1910          |  | 1.0          |
|  |                 |            |              |        |                        |               | TOTAL POPULATION SERVED BY SOURCE WATER SYSTEM - - - - - | 1910         |
| MICAVILLE                                      | 0100458         | YANCEY     | NaF          | ADJ    | 08/74                  | 316           |  | 4.5          |
|  |                 |            |              |        |                        |               | TOTAL POPULATION SERVED BY SOURCE WATER SYSTEM - - - - - | 316          |

POPULATION SERVED FLUORIDATED DRINKING WATER BY SOURCE SYSTEM,  
CONSECUTIVE SYSTEM, AND COUNTY WITHIN STATE (AS OF 12/31/85)

## NORTH CAROLINA

| WATER SYSTEM and<br>CONSECUTIVE SYSTEMS SERVED           | EPA<br>ID<br>NO | COUNTY     | CHEM<br>USED | STATUS | FLUOR<br>START<br>DATE | POP<br>SERVED | NATURAL SYSTEMS |              |
|--|-----------------|------------|--------------|--------|------------------------|---------------|-----------------|--------------|
|  |                 |            |              |        |                        |               | NAT<br>LEVEL    | OPT<br>LEVEL |
| MIDWAY   | 0382583         | SAMPSON    | NaF          | ADJ    | 04/76                  | 523           |                 | 4.5          |
| TOTAL POPULATION SERVED BY SOURCE WATER SYSTEM - - - - - |                 |            |              |        |                        | 523           |                 |              |
| MILL SPRING  | 0175451         | POLK       | NaF          | ADJ    | 12/74                  | 169           |                 | 4.5          |
| TOTAL POPULATION SERVED BY SOURCE WATER SYSTEM - - - - - |                 |            |              |        |                        | 169           |                 |              |
| MINGUS CREEK   | 3700002         | SWAIN      | NaF          | ADJ    |                        | 800           |                 | 1.0          |
| TOTAL POPULATION SERVED BY SOURCE WATER SYSTEM - - - - - |                 |            |              |        |                        | 800           |                 |              |
| MOCKSVILLE   | 0230010         | DAVIE      | Acid         | ADJ    | 08/69                  | 3274          |                 | 1.0          |
| TOTAL POPULATION SERVED BY SOURCE WATER SYSTEM - - - - - |                 |            |              |        |                        | 3274          |                 |              |
| MONROE   | 0190010         | UNION      | NaF          | ADJ    | 12/63                  | 15500         |                 | 1.0          |
| TOTAL POPULATION SERVED BY SOURCE WATER SYSTEM - - - - - |                 |            |              |        |                        | 15500         |                 |              |
| MONROETON  | 0279729         | ROCKINGHAM | NaF          | ADJ    | 02/73                  | 425           |                 | 4.5          |
| TOTAL POPULATION SERVED BY SOURCE WATER SYSTEM - - - - - |                 |            |              |        |                        | 425           |                 |              |
| MOORESVILLE  | 0149015         | IREDELL    | NaF          | ADJ    | 02/56                  | 8920          |                 | 1.0          |
| TOTAL POPULATION SERVED BY SOURCE WATER SYSTEM - - - - - |                 |            |              |        |                        | 8920          |                 |              |
| MOREHEAD CITY  | 0416015         | CARTERET   | NaF          | ADJ    | 09/79                  | 5300          |                 | 1.0          |
| TOTAL POPULATION SERVED BY SOURCE WATER SYSTEM - - - - - |                 |            |              |        |                        | 5300          |                 |              |
| MORGANTON  | 0112015         | BURKE      | NaSiF6       | ADJ    | 03/65                  | 16000         |                 | 1.0          |
| TOTAL POPULATION SERVED BY SOURCE WATER SYSTEM - - - - - |                 |            |              |        |                        | 16000         |                 |              |
| MOUNT AIRY   | 0286010         | SURRY      | NaF          | ADJ    | 01/57                  | 8500          |                 | 1.0          |
| TOTAL POPULATION SERVED BY SOURCE WATER SYSTEM - - - - - |                 |            |              |        |                        | 8500          |                 |              |
| MOUNT HOLLY  | 0136020         | GASTON     |              | ADJ    | 09/84                  | 5130          |                 | 1.0          |
| TOTAL POPULATION SERVED BY SOURCE WATER SYSTEM - - - - - |                 |            |              |        |                        | 5130          |                 |              |
| MOUNT OLIVE  | 0496015         | WAYNE      | NaF          | ADJ    | 08/75                  | 5229          |                 | 1.0          |
| TOTAL POPULATION SERVED BY SOURCE WATER SYSTEM - - - - - |                 |            |              |        |                        | 5229          |                 |              |

POPULATION SERVED FLUORIDATED DRINKING WATER BY SOURCE SYSTEM,  
CONSECUTIVE SYSTEM, AND COUNTY WITHIN STATE (AS OF 12/31/85)

## NORTH CAROLINA

| WATER SYSTEM and<br>CONSECUTIVE SYSTEMS SERVED           | EPA<br>ID<br>NO | COUNTY   | CHEM<br>USED | STATUS | FLUOR<br>START<br>DATE | POP<br>SERVED | NATURAL SYSTEMS<br>NAT<br>LEVEL | OPT<br>LEVEL |
|--|-----------------|----------|--------------|--------|------------------------|---------------|---------------------------------|--------------|
| MOUNTAIN PARK  | 0286473         | SURRY    |              | ADJ    | 04/72                  | 279           |                                 | 4.5          |
| TOTAL POPULATION SERVED BY SOURCE WATER SYSTEM - - - - - |                 |          |              |        |                        | 279           |                                 |              |
| MT PLEASANT  | 0197454         | WILKES   | NaF          | ADJ    | 02/74                  | 409           |                                 | 4.5          |
| TOTAL POPULATION SERVED BY SOURCE WATER SYSTEM - - - - - |                 |          |              |        |                        | 409           |                                 |              |
| MURFREESBORO   | 0446015         | HERTFORD |              | NATL   |                        | 3000          | 0.0                             |              |
| TOTAL POPULATION SERVED BY SOURCE WATER SYSTEM - - - - - |                 |          |              |        |                        | 3000          |                                 |              |
| NAHUNTA  | 0496415         | WAYNE    | NaF          | ADJ    | 04/75                  | 247           |                                 | 4.5          |
| TOTAL POPULATION SERVED BY SOURCE WATER SYSTEM - - - - - |                 |          |              |        |                        | 247           |                                 |              |
| NATHANS CREEK  | 0105405         | ASHE     | NaF          | ADJ    | 11/73                  | 237           |                                 | 4.5          |
| TOTAL POPULATION SERVED BY SOURCE WATER SYSTEM - - - - - |                 |          |              |        |                        | 237           |                                 |              |
| NE HARNETT METRO WAT SYSTEM                              | 0343045         | HARNETT  | NaF          | ADJ    | 09/79                  | 7000          |                                 | 1.0          |
| TOTAL POPULATION SERVED BY SOURCE WATER SYSTEM - - - - - |                 |          |              |        |                        | 7000          |                                 |              |
| NEW BERN   | 0425010         | CRAVEN   | Acid         | ADJ    | 03/73                  | 18654         |                                 | 1.0          |
| TOTAL POPULATION SERVED BY SOURCE WATER SYSTEM - - - - - |                 |          |              |        |                        | 18654         |                                 |              |
| NEW HOPE ELEM  | 0291411         | VANCE    | NaF          | ADJ    | 10/77                  | 335           |                                 | 4.5          |
| TOTAL POPULATION SERVED BY SOURCE WATER SYSTEM - - - - - |                 |          |              |        |                        | 335           |                                 |              |
| NEW MARKET   | 0276524         | RANDOLPH | NaF          | ADJ    | 06/74                  | 409           |                                 | 4.5          |
| TOTAL POPULATION SERVED BY SOURCE WATER SYSTEM - - - - - |                 |          |              |        |                        | 409           |                                 |              |
| NEWTON   | 0118015         | CATAWBA  | NaF          | ADJ    | 10/61                  | 7700          |                                 | 1.0          |
| TOTAL POPULATION SERVED BY SOURCE WATER SYSTEM - - - - - |                 |          |              |        |                        | 7700          |                                 |              |
| NORTH DUPLIN ELEM  | 0431467         | DUPLIN   | NaF          | ADJ    | 11/75                  | 536           |                                 | 4.5          |
| TOTAL POPULATION SERVED BY SOURCE WATER SYSTEM - - - - - |                 |          |              |        |                        | 536           |                                 |              |
| NORTH DUPLIN HIGH  | 0431468         | DUPLIN   | NaF          | ADJ    | 11/75                  | 327           |                                 | 4.5          |
| TOTAL POPULATION SERVED BY SOURCE WATER SYSTEM - - - - - |                 |          |              |        |                        | 327           |                                 |              |

POPULATION SERVED FLUORIDATED DRINKING WATER BY SOURCE SYSTEM,  
 CONSECUTIVE SYSTEM, AND COUNTY WITHIN STATE (AS OF 12/31/85)

**NORTH CAROLINA**

| WATER SYSTEM and<br>CONSECUTIVE SYSTEMS SERVED           | EPA<br>ID<br>NO | COUNTY       | CHEM<br>USED | STATUS | FLUOR<br>START<br>DATE | POP<br>SERVED | NATURAL SYSTEMS<br>NAT<br>LEVEL | OPT<br>LEVEL |
|--|-----------------|--------------|--------------|--------|------------------------|---------------|---------------------------------|--------------|
| NORTH VANCE ELEM   | 0291406         | VANCE        | NaF          | ADJ    | 06/80                  | 384           |                                 | 4.5          |
| TOTAL POPULATION SERVED BY SOURCE WATER SYSTEM - - - - - |                 |              |              |        |                        | 384           |                                 |              |
| NORTH WILKESBORO   | 0197010         | WILKES       | Acid         | ADJ    | 04/62                  | 3400          |                                 | 1.0          |
| TOTAL POPULATION SERVED BY SOURCE WATER SYSTEM - - - - - |                 |              |              |        |                        | 3400          |                                 |              |
| NORWOOD  | 0184015         | STANLY       | Acid         | ADJ    | 09/77                  | 2500          |                                 | 1.0          |
| TOTAL POPULATION SERVED BY SOURCE WATER SYSTEM - - - - - |                 |              |              |        |                        | 2500          |                                 |              |
| OAK HILL   | 0114450         | CALDWELL     | NaF          | ADJ    | 09/75                  | 227           |                                 | 4.5          |
| TOTAL POPULATION SERVED BY SOURCE WATER SYSTEM - - - - - |                 |              |              |        |                        | 227           |                                 |              |
| OAK LANE ELEM  | 0273407         | PERSON       | NaF          | ADJ    | 08/81                  | 320           |                                 | 4.5          |
| TOTAL POPULATION SERVED BY SOURCE WATER SYSTEM - - - - - |                 |              |              |        |                        | 320           |                                 |              |
| PACTOLUS   |                 | PITT         |              | NATL   |                        | 310           | 0.0                             |              |
| TOTAL POPULATION SERVED BY SOURCE WATER SYSTEM - - - - - |                 |              |              |        |                        | 310           |                                 |              |
| PARKWAY ELEM   | 0195418         | WATAUGA      | NaF          | ADJ    | 09/73                  | 573           |                                 | 4.5          |
| TOTAL POPULATION SERVED BY SOURCE WATER SYSTEM - - - - - |                 |              |              |        |                        | 573           |                                 |              |
| PASQUOTANK CO  | 0470015         | PASQUOTANK   |              | ADJ    | 09/83                  | 11450         |                                 | 1.0          |
| TOTAL POPULATION SERVED BY SOURCE WATER SYSTEM - - - - - |                 |              |              |        |                        | 11450         |                                 |              |
| PENROSE ELEM   | 0188444         | TRANSYLVANIA |              | ADJ    |                        | 301           |                                 | 4.5          |
| TOTAL POPULATION SERVED BY SOURCE WATER SYSTEM - - - - - |                 |              |              |        |                        | 301           |                                 |              |
| PHEASANTS CREEK  | 3700055         | SWAIN        | NaF          | ADJ    |                        | 25            |                                 | 1.0          |
| TOTAL POPULATION SERVED BY SOURCE WATER SYSTEM - - - - - |                 |              |              |        |                        | 25            |                                 |              |
| PILOT MOUNTAIN   | 0286025         | SURRY        | NaF          | ADJ    | 06/75                  | 1100          |                                 | 1.0          |
| TOTAL POPULATION SERVED BY SOURCE WATER SYSTEM - - - - - |                 |              |              |        |                        | 1100          |                                 |              |
| PINE HALL ELEM   | 0285428         | STOKES       | NaF          | ADJ    | 01/77                  | 234           |                                 | 4.5          |
| TOTAL POPULATION SERVED BY SOURCE WATER SYSTEM - - - - - |                 |              |              |        |                        | 234           |                                 |              |

POPULATION SERVED FLUORIDATED DRINKING WATER BY SOURCE SYSTEM,  
CONSECUTIVE SYSTEM, AND COUNTY WITHIN STATE (AS OF 12/31/85)

## NORTH CAROLINA

| WATER SYSTEM and<br>CONSECUTIVE SYSTEMS SERVED           | EPA<br>ID<br>NO | COUNTY      | CHEM<br>USED | STATUS | FLUOR<br>START<br>DATE | POP<br>SERVED | NATURAL SYSTEMS |              |
|--|-----------------|-------------|--------------|--------|------------------------|---------------|-----------------|--------------|
|  |                 |             |              |        |                        |               | NAT<br>LEVEL    | OPT<br>LEVEL |
| PINEBROOK  | 0230410         | DAVIE       | NaF          | ADJ    | 09/72                  | 557           |                 | 4.5          |
| TOTAL POPULATION SERVED BY SOURCE WATER SYSTEM - - - - - |                 |             |              |        |                        | 557           |                 |              |
| PINEY CREEK  | 0103438         | ALLEGHANY   | NaF          | ADJ    | 10/73                  | 193           |                 | 4.5          |
| TOTAL POPULATION SERVED BY SOURCE WATER SYSTEM - - - - - |                 |             |              |        |                        | 193           |                 |              |
| PITTSBORO  | 0319015         | CHATHAM     |              | ADJ    | 09/83                  | 1600          |                 | 1.0          |
| TOTAL POPULATION SERVED BY SOURCE WATER SYSTEM - - - - - |                 |             |              |        |                        | 1600          |                 |              |
| PLYMOUTH   | 0494010         | WASHINGTON  |              | NATL   |                        | 4855          | 0.0             |              |
| TOTAL POPULATION SERVED BY SOURCE WATER SYSTEM - - - - - |                 |             |              |        |                        | 4855          |                 |              |
| POWELLSVILLE   | 0408040         | BERTIE      |              | NATL   |                        | 344           | 0.0             |              |
| TOTAL POPULATION SERVED BY SOURCE WATER SYSTEM - - - - - |                 |             |              |        |                        | 344           |                 |              |
| RAEFORD  | 0347010         | HOKE        | Acid         | ADJ    | /76                    | 4400          |                 | 1.0          |
| TOTAL POPULATION SERVED BY SOURCE WATER SYSTEM - - - - - |                 |             |              |        |                        | 4400          |                 |              |
| RALEIGH  | 0392010         | WAKE        | NaF          | ADJ    | 09/57                  | 160000        |                 | 1.0          |
| TOTAL POPULATION SERVED BY SOURCE WATER SYSTEM - - - - - |                 |             |              |        |                        | 160000        |                 |              |
| RANDLEMAN  | 0276015         | RANDOLPH    |              | ADJ    | 09/81                  | 2500          |                 | 1.0          |
| TOTAL POPULATION SERVED BY SOURCE WATER SYSTEM - - - - - |                 |             |              |        |                        | 2500          |                 |              |
| RED SPRINGS  | 0378015         | ROBESON     | NaF          | ADJ    | 01/75                  | 4000          |                 | 1.0          |
| TOTAL POPULATION SERVED BY SOURCE WATER SYSTEM - - - - - |                 |             |              |        |                        | 4000          |                 |              |
| REIDSVILLE   | 0279020         | ROCKINGHAM  | NaSiF6       | ADJ    | 07/53                  | 16000         |                 | 1.0          |
| TOTAL POPULATION SERVED BY SOURCE WATER SYSTEM - - - - - |                 |             |              |        |                        | 16000         |                 |              |
| REYNOLDS, NANCY  | 0285420         | STOKES      | NaF          | ADJ    | 08/77                  | 221           |                 | 4.5          |
| TOTAL POPULATION SERVED BY SOURCE WATER SYSTEM - - - - - |                 |             |              |        |                        | 221           |                 |              |
| RICH SQUARE  | 0466020         | NORTHAMPTON |              | NATL   |                        | 1137          | 0.0             |              |
| TOTAL POPULATION SERVED BY SOURCE WATER SYSTEM - - - - - |                 |             |              |        |                        | 1137          |                 |              |

POPULATION SERVED FLUORIDATED DRINKING WATER BY SOURCE SYSTEM,  
CONSECUTIVE SYSTEM, AND COUNTY WITHIN STATE (AS OF 12/31/85)

# NORTH CAROLINA

| WATER SYSTEM and<br>CONSECUTIVE SYSTEMS SERVED           | EPA<br>ID<br>NO | COUNTY       | CHEM<br>USED | STATUS | FLUOR<br>START<br>DATE | POP<br>SERVED | NATURAL SYSTEMS<br>NAT<br>LEVEL | OPT<br>LEVEL |
|--|-----------------|--------------|--------------|--------|------------------------|---------------|---------------------------------|--------------|
| RIVERSIDE ELEM   | 0106478         | AVERY        | NaF          | ADJ    | 05/74                  | 223           |                                 | 4.5          |
| TOTAL POPULATION SERVED BY SOURCE WATER SYSTEM - - - - - |                 |              |              |        |                        | 223           |                                 |              |
| RIVERVIEW  | 0105444         | ASHE         | NaF          | ADJ    | 12/73                  | 441           |                                 | 4.5          |
| TOTAL POPULATION SERVED BY SOURCE WATER SYSTEM - - - - - |                 |              |              |        |                        | 441           |                                 |              |
| ROANOKE RAPIDS   | 0442010         | HALIFAX      | Acid         | ADJ    | 02/52                  | 20595         |                                 | 1.0          |
| TOTAL POPULATION SERVED BY SOURCE WATER SYSTEM - - - - - |                 |              |              |        |                        | 20595         |                                 |              |
| ROBERSONVILLE  | 0459015         | MARTIN       |              | NATL   |                        | 4900          |                                 | 0.0          |
| TOTAL POPULATION SERVED BY SOURCE WATER SYSTEM - - - - - |                 |              |              |        |                        | 4900          |                                 |              |
| ROCKINGHAM   | 0377015         | RICHMOND     | NaF          | ADJ    | 12/52                  | 7500          |                                 | 1.0          |
| TOTAL POPULATION SERVED BY SOURCE WATER SYSTEM - - - - - |                 |              |              |        |                        | 7500          |                                 |              |
| ROCKY MOUNT  | 0464010         | EDGEcombe    | NaSiF6       | ADJ    | 09/52                  | 49000         |                                 | 1.0          |
| TOTAL POPULATION SERVED BY SOURCE WATER SYSTEM - - - - - |                 |              |              |        |                        | 49000         |                                 |              |
| RONDA-CLINGMAN   | 0197401         | WILKES       | NaF          | ADJ    | 01/74                  | 488           |                                 | 4.5          |
| TOTAL POPULATION SERVED BY SOURCE WATER SYSTEM - - - - - |                 |              |              |        |                        | 488           |                                 |              |
| ROPER  | 0494015         | WASHINGTON   |              | NATL   |                        | 900           |                                 | 0.0          |
| TOTAL POPULATION SERVED BY SOURCE WATER SYSTEM - - - - - |                 |              |              |        |                        | 900           |                                 |              |
| ROSE HILL/MAGNOLIA                                       | 0431471         | DUPLIN       | NaF          | ADJ    | 12/75                  | 834           |                                 | 4.5          |
| TOTAL POPULATION SERVED BY SOURCE WATER SYSTEM - - - - - |                 |              |              |        |                        | 834           |                                 |              |
| ROSEBORO   | 0382015         | SAMPSON      |              | ADJ    | /81                    | 1650          |                                 | 1.0          |
| TOTAL POPULATION SERVED BY SOURCE WATER SYSTEM - - - - - |                 |              |              |        |                        | 1650          |                                 |              |
| ROSMAN ELEM  | 0188503         | TRANSYLVANIA | NaF          | ADJ    | 09/80                  | 377           |                                 | 4.5          |
| TOTAL POPULATION SERVED BY SOURCE WATER SYSTEM - - - - - |                 |              |              |        |                        | 377           |                                 |              |
| ROUGH BRANCH   | 3700099         | SWAIN        | NaF          | ADJ    |                        | 100           |                                 | 1.0          |
| TOTAL POPULATION SERVED BY SOURCE WATER SYSTEM - - - - - |                 |              |              |        |                        | 100           |                                 |              |

POPULATION SERVED FLUORIDATED DRINKING WATER BY SOURCE SYSTEM,  
CONSECUTIVE SYSTEM, AND COUNTY WITHIN STATE (AS OF 12/31/85)

## NORTH CAROLINA

| WATER SYSTEM and<br>CONSECUTIVE SYSTEMS SERVED           | EPA<br>ID<br>NO | COUNTY    | CHEM<br>USED | STATUS | FLUOR<br>START<br>DATE | POP<br>SERVED | NATURAL SYSTEMS<br>NAT<br>LEVEL | OPT<br>LEVEL |
|--|-----------------|-----------|--------------|--------|------------------------|---------------|---------------------------------|--------------|
| ROXBORO  | 0273010         | PERSON    | Acid         | ADJ    | 03/63                  | 13000         |                                 | 1.0          |
| TOTAL POPULATION SERVED BY SOURCE WATER SYSTEM - - - - - |                 |           |              |        |                        | 13000         |                                 |              |
| ROXOBEL  | 0408050         | BERTIE    |              | NATL   |                        | 500           |                                 | 0.0          |
| TOTAL POPULATION SERVED BY SOURCE WATER SYSTEM - - - - - |                 |           |              |        |                        | 500           |                                 |              |
| SALISBURY  | 0180010         | ROWAN     | Acid         | ADJ    | 07/52                  | 30000         |                                 | 1.0          |
| TOTAL POPULATION SERVED BY SOURCE WATER SYSTEM - - - - - |                 |           |              |        |                        | 30000         |                                 |              |
| SANDHILLS FARMLIFE                                       | 0363524         | MOORE     | NaF          | ADJ    | 03/74                  | 314           |                                 | 4.5          |
| TOTAL POPULATION SERVED BY SOURCE WATER SYSTEM - - - - - |                 |           |              |        |                        | 314           |                                 |              |
| SANDY RIDGE ELEM   | 0285430         | STOKES    | NaF          | ADJ    | 09/77                  | 272           |                                 | 4.5          |
| TOTAL POPULATION SERVED BY SOURCE WATER SYSTEM - - - - - |                 |           |              |        |                        | 272           |                                 |              |
| SANFORD  | 0353010         | LEE       | NaF          | ADJ    | 10/61                  | 1800          |                                 | 1.0          |
| TOTAL POPULATION SERVED BY SOURCE WATER SYSTEM - - - - - |                 |           |              |        |                        | 1800          |                                 |              |
| SEAGROVE   | 0256557         | RANDOLPH  | NaF          | ADJ    | 09/68                  | 793           |                                 | 4.5          |
| TOTAL POPULATION SERVED BY SOURCE WATER SYSTEM - - - - - |                 |           |              |        |                        | 793           |                                 |              |
| SELMA  | 0351015         | JOHNSTON  | NaF          | ADJ    | 11/65                  | 5067          |                                 | 1.0          |
| TOTAL POPULATION SERVED BY SOURCE WATER SYSTEM - - - - - |                 |           |              |        |                        | 5067          |                                 |              |
| SEYMOUR JOHNSON AFB                                      | 0496055         | WAYNE     | NaF          | ADJ    | 06/59                  | 4800          |                                 | 1.0          |
| TOTAL POPULATION SERVED BY SOURCE WATER SYSTEM - - - - - |                 |           |              |        |                        | 4800          |                                 |              |
| SHELBY   | 0123010         | CLEVELAND | NaSiF6       | ADJ    | 04/54                  | 15310         |                                 | 1.0          |
| TOTAL POPULATION SERVED BY SOURCE WATER SYSTEM - - - - - |                 |           |              |        |                        | 15310         |                                 |              |
| SHOALS ELEM  | 0286490         | SURRY     | NaF          | ADJ    | 06/72                  | 148           |                                 | 4.5          |
| TOTAL POPULATION SERVED BY SOURCE WATER SYSTEM - - - - - |                 |           |              |        |                        | 148           |                                 |              |
| SMITHFIELD   | 0351010         | JOHNSTON  | NaF          | ADJ    | 10/58                  | 8500          |                                 | 1.0          |
| TOTAL POPULATION SERVED BY SOURCE WATER SYSTEM - - - - - |                 |           |              |        |                        | 8500          |                                 |              |

POPULATION SERVED FLUORIDATED DRINKING WATER BY SOURCE SYSTEM,  
 CONSECUTIVE SYSTEM, AND COUNTY WITHIN STATE (AS OF 12/31/85)

**NORTH CAROLINA**

| WATER SYSTEM and<br>CONSECUTIVE SYSTEMS SERVED           | EPA<br>ID<br>NO | COUNTY     | CHEM<br>USED | STATUS | FLUOR<br>START<br>DATE | POP<br>SERVED | NATURAL SYSTEMS<br>NAT<br>LEVEL | OPT<br>LEVEL |
|--|-----------------|------------|--------------|--------|------------------------|---------------|---------------------------------|--------------|
| SMOKEY MT ELEM   | 0150470         | JACKSON    | NaF          | ADJ    | 04/81                  | 527           |                                 | 4.5          |
| TOTAL POPULATION SERVED BY SOURCE WATER SYSTEM - - - - - |                 |            |              |        |                        | 527           |                                 |              |
| SMYRNA   | 0416406         | CARTERET   | NaF          | ADJ    | 09/81                  | 364           |                                 | 4.5          |
| TOTAL POPULATION SERVED BY SOURCE WATER SYSTEM - - - - - |                 |            |              |        |                        | 364           |                                 |              |
| SOCO WELL  | 3700001         | SWAIN      | NaF          | ADJ    |                        | 800           |                                 | 1.0          |
| TOTAL POPULATION SERVED BY SOURCE WATER SYSTEM - - - - - |                 |            |              |        |                        | 800           |                                 |              |
| SOUTH TOE  | 0100488         | YANCEY     | NaF          | ADJ    | 08/74                  | 234           |                                 | 4.5          |
| TOTAL POPULATION SERVED BY SOURCE WATER SYSTEM - - - - - |                 |            |              |        |                        | 234           |                                 |              |
| SOUTHERN PINES   | 0363010         | MOORE      | NaSiF6       | ADJ    | 11/52                  | 12500         |                                 | 1.0          |
| TOTAL POPULATION SERVED BY SOURCE WATER SYSTEM - - - - - |                 |            |              |        |                        | 12500         |                                 |              |
| SOUTHERN WAYNE CO SD                                     | 0496045         | WAYNE      |              | ADJ    | 09/83                  | 4288          |                                 | 1.0          |
| TOTAL POPULATION SERVED BY SOURCE WATER SYSTEM - - - - - |                 |            |              |        |                        | 4288          |                                 |              |
| SOUTHWESTERN   | 0276568         | RANDOLPH   | NaF          | ADJ    | 10/72                  | 750           |                                 | 4.5          |
| TOTAL POPULATION SERVED BY SOURCE WATER SYSTEM - - - - - |                 |            |              |        |                        | 750           |                                 |              |
| SPINDALE   | 0181035         | RUTHERFORD | NaF          | ADJ    | 08/64                  | 8922          |                                 | 1.0          |
| TOTAL POPULATION SERVED BY SOURCE WATER SYSTEM - - - - - |                 |            |              |        |                        | 8922          |                                 |              |
| SPRING CREEK   | 0496480         | WAYNE      | NaF          | ADJ    | 07/71                  | 835           |                                 | 4.5          |
| TOTAL POPULATION SERVED BY SOURCE WATER SYSTEM - - - - - |                 |            |              |        |                        | 835           |                                 |              |
| ST PAULS   | 0378030         | ROBESON    |              | ADJ    | 09/83                  | 1990          |                                 | 1.0          |
| TOTAL POPULATION SERVED BY SOURCE WATER SYSTEM - - - - - |                 |            |              |        |                        | 1990          |                                 |              |
| STANTONSBURG   | 0498025         | WILSON     |              | ADJ    | 09/84                  | 1400          |                                 | 1.0          |
| TOTAL POPULATION SERVED BY SOURCE WATER SYSTEM - - - - - |                 |            |              |        |                        | 1400          |                                 |              |
| STATESVILLE  | 0149010         | IREDELL    | Acid         | ADJ    | 09/65                  | 19800         |                                 | 1.0          |
| TOTAL POPULATION SERVED BY SOURCE WATER SYSTEM - - - - - |                 |            |              |        |                        | 19800         |                                 |              |



POPULATION SERVED FLUORIDATED DRINKING WATER BY SOURCE SYSTEM,  
CONSECUTIVE SYSTEM, AND COUNTY WITHIN STATE (AS OF 12/31/85)

# NORTH CAROLINA

| WATER SYSTEM and<br>CONSECUTIVE SYSTEMS SERVED           | EPA<br>ID<br>NO | COUNTY    | CHEM<br>USED | STATUS | FLUOR<br>START<br>DATE | POP<br>SERVED | NATURAL SYSTEMS<br>NAT<br>LEVEL | OPT<br>LEVEL |
|--|-----------------|-----------|--------------|--------|------------------------|---------------|---------------------------------|--------------|
| STOKES   | 0474060         | PITT      |              |        | NATL                   | 760           | 0.0                             |              |
| TOTAL POPULATION SERVED BY SOURCE WATER SYSTEM - - - - - |                 |           |              |        |                        | 760           |                                 |              |
| STONEY CREEK   | 0217408         | CASWELL   | NaF          | ADJ    | 08/80                  | 342           | 4.5                             |              |
| TOTAL POPULATION SERVED BY SOURCE WATER SYSTEM - - - - - |                 |           |              |        |                        | 342           |                                 |              |
| SUGARLOAF  | 0102436         | ALEXANDER | NaF          | ADJ    | 04/73                  | 396           | 4.5                             |              |
| TOTAL POPULATION SERVED BY SOURCE WATER SYSTEM - - - - - |                 |           |              |        |                        | 396           |                                 |              |
| SUNNYVIEW  | 0175453         | POLK      | NaF          | ADJ    | 02/75                  | 181           | 4.5                             |              |
| TOTAL POPULATION SERVED BY SOURCE WATER SYSTEM - - - - - |                 |           |              |        |                        | 181           |                                 |              |
| SWEET GUM  | 0217405         | CASWELL   | NaF          | ADJ    | 08/80                  | 182           | 4.5                             |              |
| TOTAL POPULATION SERVED BY SOURCE WATER SYSTEM - - - - - |                 |           |              |        |                        | 182           |                                 |              |
| TABOR CITY   | 0424015         | COLUMBUS  |              |        | NATL                   | 3000          | 0.0                             |              |
| TOTAL POPULATION SERVED BY SOURCE WATER SYSTEM - - - - - |                 |           |              |        |                        | 3000          |                                 |              |
| TARBORO  | 0433010         | EDGECOMBE | Acid         | ADJ    | 07/58                  | 13120         | 1.0                             |              |
| TOTAL POPULATION SERVED BY SOURCE WATER SYSTEM - - - - - |                 |           |              |        |                        | 13120         |                                 |              |
| THOMASVILLE  | 0229020         | DAVIDSON  | Acid         | ADJ    | 06/56                  | 15000         | 1.0                             |              |
| TOTAL POPULATION SERVED BY SOURCE WATER SYSTEM - - - - - |                 |           |              |        |                        | 15000         |                                 |              |
| TIPTON HILL  | 0161410         | MITCHELL  | NaF          | ADJ    | 03/75                  | 147           | 4.5                             |              |
| TOTAL POPULATION SERVED BY SOURCE WATER SYSTEM - - - - - |                 |           |              |        |                        | 147           |                                 |              |
| TOPSAIL MIDDLE   | 0471412         | PENDER    | NaF          | ADJ    | 06/77                  | 420           | 4.5                             |              |
| TOTAL POPULATION SERVED BY SOURCE WATER SYSTEM - - - - - |                 |           |              |        |                        | 420           |                                 |              |
| TOPSAIL PRIMARY  | 0471415         | PENDER    | NaF          | ADJ    | 06/77                  | 378           | 4.5                             |              |
| TOTAL POPULATION SERVED BY SOURCE WATER SYSTEM - - - - - |                 |           |              |        |                        | 378           |                                 |              |
| TRAPHILL   | 0197429         | WILKES    | NaF          | ADJ    | 09/75                  | 374           | 4.5                             |              |
| TOTAL POPULATION SERVED BY SOURCE WATER SYSTEM - - - - - |                 |           |              |        |                        | 374           |                                 |              |

POPULATION SERVED FLUORIDATED DRINKING WATER BY SOURCE SYSTEM,  
CONSECUTIVE SYSTEM, AND COUNTY WITHIN STATE (AS OF 12/31/85)

# NORTH CAROLINA

| WATER SYSTEM and<br>CONSECUTIVE SYSTEMS SERVED           | EPA<br>ID<br>NO | COUNTY    | CHEM<br>USED | STATUS | FLUOR<br>START<br>DATE | POP<br>SERVED | NATURAL SYSTEMS<br>NAT<br>LEVEL | OPT<br>LEVEL |
|--|-----------------|-----------|--------------|--------|------------------------|---------------|---------------------------------|--------------|
| UMSTEAD HOSPITAL   | 0239107         | GRANVILLE | Acid         | ADJ    | /70                    | 5000          |                                 | 1.0          |
| TOTAL POPULATION SERVED BY SOURCE WATER SYSTEM - - - - - |                 |           |              |        |                        | 5000          |                                 |              |
| UNION ELEM   | 0382661         | SAMPSON   |              | ADJ    | 07/72                  | 455           |                                 | 4.5          |
| TOTAL POPULATION SERVED BY SOURCE WATER SYSTEM - - - - - |                 |           |              |        |                        | 455           |                                 |              |
| UNION PRIMARY  | 0410455         | BRUNSWICK | NaF          | ADJ    | 11/74                  | 728           |                                 | 4.5          |
| TOTAL POPULATION SERVED BY SOURCE WATER SYSTEM - - - - - |                 |           |              |        |                        | 728           |                                 |              |
| USMC LEJEUNE CAMP JOHNSON                                | 0467045         | ONSLow    |              | ADJ    | 09/62                  | 2000          |                                 | 1.0          |
| TOTAL POPULATION SERVED BY SOURCE WATER SYSTEM - - - - - |                 |           |              |        |                        | 2000          |                                 |              |
| USMC LEJEUNE COURT HOUSE                                 | 0467047         | ONSLow    |              | ADJ    | 09/62                  | 1800          |                                 | 1.0          |
| TOTAL POPULATION SERVED BY SOURCE WATER SYSTEM - - - - - |                 |           |              |        |                        | 1800          |                                 |              |
| USMC LEJEUNE HADNOT POINT                                | 0467041         | ONSLow    |              | ADJ    | 09/62                  | 27000         |                                 | 1.0          |
| TOTAL POPULATION SERVED BY SOURCE WATER SYSTEM - - - - - |                 |           |              |        |                        | 27000         |                                 |              |
| USMC LEJEUNE HOLCOMB BLVD                                | 0467043         | ONSLow    |              | ADJ    | 09/62                  | 7900          |                                 | 1.0          |
| TOTAL POPULATION SERVED BY SOURCE WATER SYSTEM - - - - - |                 |           |              |        |                        | 7900          |                                 |              |
| USMC LEJEUNE NEW RIVER                                   | 0467042         | ONSLow    |              | ADJ    | 09/62                  | 11000         |                                 | 1.0          |
| TOTAL POPULATION SERVED BY SOURCE WATER SYSTEM - - - - - |                 |           |              |        |                        | 11000         |                                 |              |
| USMC LEJEUNE ONSLOW BEACH                                | 0467048         | ONSLow    |              | ADJ    | 09/62                  | 900           |                                 | 1.0          |
| TOTAL POPULATION SERVED BY SOURCE WATER SYSTEM - - - - - |                 |           |              |        |                        | 900           |                                 |              |
| USMC LEJEUNE RIFLE RANGE                                 | 0467046         | ONSLow    |              | ADJ    | 09/62                  | 1100          |                                 | 1.0          |
| TOTAL POPULATION SERVED BY SOURCE WATER SYSTEM - - - - - |                 |           |              |        |                        | 1100          |                                 |              |
| USMC LEJEUNE TARAWA TERR                                 | 0467044         | ONSLow    |              | ADJ    | 09/62                  | 5700          |                                 | 1.0          |
| TOTAL POPULATION SERVED BY SOURCE WATER SYSTEM - - - - - |                 |           |              |        |                        | 5700          |                                 |              |
| VALDESE  | 0112010         | BURKE     | Acid         | ADJ    | 06/73                  | 3010          |                                 | 1.0          |
| TOTAL POPULATION SERVED BY SOURCE WATER SYSTEM - - - - - |                 |           |              |        |                        | 3010          |                                 |              |

POPULATION SERVED FLUORIDATED DRINKING WATER BY SOURCE SYSTEM,  
CONSECUTIVE SYSTEM, AND COUNTY WITHIN STATE (AS OF 12/31/85)

**NORTH CAROLINA**

| WATER SYSTEM and<br>CONSECUTIVE SYSTEMS SERVED           | EPA<br>ID<br>NO | COUNTY     | CHEM<br>USED | STATUS | FLUOR<br>START<br>DATE | POP<br>SERVED | NATURAL SYSTEMS |              |
|--|-----------------|------------|--------------|--------|------------------------|---------------|-----------------|--------------|
|  |                 |            |              |        |                        |               | NAT<br>LEVEL    | OPT<br>LEVEL |
| VALLE CRUCIS   | 0195422         | WATAUGA    | NaF          | ADJ    | 10/73                  | 315           |                 | 4.5          |
| TOTAL POPULATION SERVED BY SOURCE WATER SYSTEM - - - - - |                 |            |              |        |                        | 315           |                 |              |
| WADESBORO  | 0304020         | ANSON      | Acid         | ADJ    | 02/66                  | 4086          |                 | 1.0          |
| TOTAL POPULATION SERVED BY SOURCE WATER SYSTEM - - - - - |                 |            |              |        |                        | 4086          |                 |              |
| WAKE FOREST  | 0392030         | WAKE       | Acid         | ADJ    | 09/70                  | 4486          |                 | 1.0          |
| TOTAL POPULATION SERVED BY SOURCE WATER SYSTEM - - - - - |                 |            |              |        |                        | 4486          |                 |              |
| WALLACE  | 0431010         | DUPLIN     | NaF          | ADJ    | 12/75                  | 856           |                 | 4.5          |
| TOTAL POPULATION SERVED BY SOURCE WATER SYSTEM - - - - - |                 |            |              |        |                        | 856           |                 |              |
| WASHINGTON   | 0407010         | BEAUFORT   | Acid         | ADJ    | 04/59                  | 9600          |                 | 1.0          |
| TOTAL POPULATION SERVED BY SOURCE WATER SYSTEM - - - - - |                 |            |              |        |                        | 9600          |                 |              |
| WAYNESVILLE  | 0144010         | HAYWOOD    | Acid         | ADJ    | 12/68                  | 16000         |                 | 1.0          |
| TOTAL POPULATION SERVED BY SOURCE WATER SYSTEM - - - - - |                 |            |              |        |                        | 16000         |                 |              |
| WELDON   | 0442020         | HALIFAX    |              | ADJ    | 09/83                  | 1925          |                 | 1.0          |
| TOTAL POPULATION SERVED BY SOURCE WATER SYSTEM - - - - - |                 |            |              |        |                        | 1925          |                 |              |
| WENTWORTH  | 0279045         | ROCKINGHAM |              | NATL   |                        | 74            |                 | 0.0          |
| TOTAL POPULATION SERVED BY SOURCE WATER SYSTEM - - - - - |                 |            |              |        |                        | 74            |                 |              |
| WEST HOKE  | 0347459         | HOKE       | NaF          | ADJ    | 02/74                  | 448           |                 | 4.5          |
| TOTAL POPULATION SERVED BY SOURCE WATER SYSTEM - - - - - |                 |            |              |        |                        | 448           |                 |              |
| WEST YADKIN  | 0299415         | YADKIN     | NaF          | ADJ    | 10/72                  | 624           |                 | 4.5          |
| TOTAL POPULATION SERVED BY SOURCE WATER SYSTEM - - - - - |                 |            |              |        |                        | 624           |                 |              |
| WESTFIELD  | 0286510         | SURRY      | NaF          | ADJ    | 04/72                  | 259           |                 | 4.5          |
| TOTAL POPULATION SERVED BY SOURCE WATER SYSTEM - - - - - |                 |            |              |        |                        | 259           |                 |              |
| WHITE OAK  | 0416409         | CARTERET   | NaF          | ADJ    | 09/72                  | 583           |                 | 4.5          |
| TOTAL POPULATION SERVED BY SOURCE WATER SYSTEM - - - - - |                 |            |              |        |                        | 583           |                 |              |

POPULATION SERVED FLUORIDATED DRINKING WATER BY SOURCE SYSTEM,  
CONSECUTIVE SYSTEM, AND COUNTY WITHIN STATE (AS OF 12/31/85)

**NORTH CAROLINA**

| WATER SYSTEM and<br>CONSECUTIVE SYSTEMS SERVED           | EPA<br>ID<br>NO | COUNTY      | CHEM<br>USED | STATUS | FLUOR<br>START<br>DATE | POP<br>SERVED | NATURAL SYSTEMS<br>NAT OPT<br>LEVEL LEVEL |
|--|-----------------|-------------|--------------|--------|------------------------|---------------|---|
| WHITE PLAINS   | 0286512         | SURRY       | Acid         | ADJ    | 06/72                  | 432           | 4.5                                       |
| TOTAL POPULATION SERVED BY SOURCE WATER SYSTEM - - - - - |                 |             |              |        |                        | 432           |   |
| WILKESBORO   | 0197025         | WILKES      |              | ADJ    | 03/75                  | 2479          | 1.0                                       |
| TOTAL POPULATION SERVED BY SOURCE WATER SYSTEM - - - - - |                 |             |              |        |                        | 2479          |   |
| WILLIAMSBURG   | 0279446         | ROCKINGHAM  | NaF          | ADJ    | 10/73                  | 326           | 4.5                                       |
| TOTAL POPULATION SERVED BY SOURCE WATER SYSTEM - - - - - |                 |             |              |        |                        | 326           |   |
| WILLIAMSTON  | 0459010         | MARTIN      |              | NATL   |                        | 6700          | 0.0                                       |
| TOTAL POPULATION SERVED BY SOURCE WATER SYSTEM - - - - - |                 |             |              |        |                        | 6700          |   |
| WILMINGTON   | 0465010         | NEW HANOVER | NaSiF6       | ADJ    | 07/55                  | 510000        | 1.0                                       |
| TOTAL POPULATION SERVED BY SOURCE WATER SYSTEM - - - - - |                 |             |              |        |                        | 510000        |   |
| WILSON   | 0498010         | WILSON      | Acid         | ADJ    | /54                    | 37500         | 1.0                                       |
| TOTAL POPULATION SERVED BY SOURCE WATER SYSTEM - - - - - |                 |             |              |        |                        | 37500         |   |
| WINDSOR  | 0408010         | BERTIE      |              | NATL   |                        | 3580          | 0.0                                       |
| TOTAL POPULATION SERVED BY SOURCE WATER SYSTEM - - - - - |                 |             |              |        |                        | 3580          |   |
| WINSTON-SALEM  | 0234010         | FORSYTH     | NaSiF6       | ADJ    | 10/51                  | 182000        | 1.0                                       |
| TOTAL POPULATION SERVED BY SOURCE WATER SYSTEM - - - - - |                 |             |              |        |                        | 182000        |   |
| WINTERVILLE  | 0474040         | PITT        |              | NATL   |                        | 3168          | 0.0                                       |
| TOTAL POPULATION SERVED BY SOURCE WATER SYSTEM - - - - - |                 |             |              |        |                        | 3168          |   |
| WINTON   | 0446020         | HERTFORD    |              | NATL   |                        | 1330          | 0.0                                       |
| TOTAL POPULATION SERVED BY SOURCE WATER SYSTEM - - - - - |                 |             |              |        |                        | 1330          |   |
| WOODLAND ELEM  | 0273431         | PERSON      | NaF          | ADJ    | 11/80                  | 291           | 4.5                                       |
| TOTAL POPULATION SERVED BY SOURCE WATER SYSTEM - - - - - |                 |             |              |        |                        | 291           |   |
| WRIGHTSVILLE BEACH                                       | 0465020         | NEW HANOVER |              | ADJ    | /83                    | 3500          | 1.0                                       |
| TOTAL POPULATION SERVED BY SOURCE WATER SYSTEM - - - - - |                 |             |              |        |                        | 3500          |   |

POPULATION SERVED FLUORIDATED DRINKING WATER BY SOURCE SYSTEM,  
 CONSECUTIVE SYSTEM, AND COUNTY WITHIN STATE (AS OF 12/31/85)

**NORTH CAROLINA**

| WATER SYSTEM and<br>CONSECUTIVE SYSTEMS SERVED           | EPA<br>ID<br>NO | COUNTY | CHEM<br>USED | STATUS | FLUOR<br>START<br>DATE | POP<br>SERVED | NATURAL SYSTEMS<br>NAT OPT<br>LEVEL LEVEL |
|--|-----------------|--------|--------------|--------|------------------------|---------------|---|
| YADKINVILLE  | 0299015         | YADKIN | Acid         | ADJ    | /80                    | 3000          | 1.0                                       |
| TOTAL POPULATION SERVED BY SOURCE WATER SYSTEM - - - - - |                 |        |              |        |                        | 3000          |   |
| ZEBULON  | 0392040         | WAKE   |              | ADJ    | /83                    | 3639          | 1.0                                       |
| TOTAL POPULATION SERVED BY SOURCE WATER SYSTEM - - - - - |                 |        |              |        |                        | 3639          |   |

POPULATION SERVED FLUORIDATED DRINKING WATER BY SOURCE SYSTEM,  
 CONSECUTIVE SYSTEM, AND COUNTY WITHIN STATE (AS OF 12/31/85)

**NORTH DAKOTA**

| WATER SYSTEM and<br>CONSECUTIVE SYSTEMS SERVED           | EPA<br>ID<br>NO | COUNTY        | CHEM<br>USED | STATUS | FLUOR<br>START<br>DATE | POP<br>SERVED | NATURAL SYSTEMS<br>NAT OPT<br>LEVEL LEVEL |
|--|-----------------|---------------|--------------|--------|------------------------|---------------|---|
| ABERCROMBIE  | 3900001         | RICHLAND      |              |        | NATL                   | 263           | 2.6                                       |
| TOTAL POPULATION SERVED BY SOURCE WATER SYSTEM - - - - - |                 |               |              |        |                        | 263           |   |
| ACRES-A-PLENITY TC                                       | 0800070         | BURLEIGH      |              |        | NATL                   | 295           | 0.8                                       |
| TOTAL POPULATION SERVED BY SOURCE WATER SYSTEM - - - - - |                 |               |              |        |                        | 295           |   |
| ADAMS  | 5000002         | WALSH         | NaF          | ADJ    | 06/85                  | 304           | 1.2                                       |
| TOTAL POPULATION SERVED BY SOURCE WATER SYSTEM - - - - - |                 |               |              |        |                        | 304           |   |
| ALEXANDER  | 2700006         | MCKENZIE      |              |        | NATL                   | 300           | 2.4                                       |
| TOTAL POPULATION SERVED BY SOURCE WATER SYSTEM - - - - - |                 |               |              |        |                        | 300           |   |
| ALMONT   | 3000012         | MORTON        |              |        | NATL                   | 145           | 1.2                                       |
| TOTAL POPULATION SERVED BY SOURCE WATER SYSTEM - - - - - |                 |               |              |        |                        | 145           |   |
| AMENIA   | 0900017         | CASS          |              |        | NATL                   | 93            | 1.2                                       |
| TOTAL POPULATION SERVED BY SOURCE WATER SYSTEM - - - - - |                 |               |              |        |                        | 93            |   |
| ANETA  | 3200023         | NELSON        | NaF          | ADJ    | 10/69                  | 343           | 1.2                                       |
| TOTAL POPULATION SERVED BY SOURCE WATER SYSTEM - - - - - |                 |               |              |        |                        | 343           |   |
| ANNUCIATION PRIORY                                       | 0800094         | BURLEIGH      |              |        | NATL                   | 180           | 0.8                                       |
| TOTAL POPULATION SERVED BY SOURCE WATER SYSTEM - - - - - |                 |               |              |        |                        | 180           |   |
| ARGUSVILLE   | 0900030         | CASS          |              |        | NATL                   | 147           | 1.4                                       |
| TOTAL POPULATION SERVED BY SOURCE WATER SYSTEM - - - - - |                 |               |              |        |                        | 147           |   |
| ASHLEY   | 2600038         | MCINTOSH      | Acid         | ADJ    | 12/65                  | 1191          | 1.2                                       |
| TOTAL POPULATION SERVED BY SOURCE WATER SYSTEM - - - - - |                 |               |              |        |                        | 1191          |   |
| BEACH  | 1700059         | GOLDEN VALLEY |              |        | NATL                   | 1392          | 1.1                                       |
| TOTAL POPULATION SERVED BY SOURCE WATER SYSTEM - - - - - |                 |               |              |        |                        | 1392          |   |
| BELCOURT   | 4000062         | ROLETTE       | NaF          | ADJ    | 01/63                  | 1900          | 1.2                                       |
| TOTAL POPULATION SERVED BY SOURCE WATER SYSTEM - - - - - |                 |               |              |        |                        | 1900          |   |

POPULATION SERVED FLUORIDATED DRINKING WATER BY SOURCE SYSTEM,  
CONSECUTIVE SYSTEM, AND COUNTY WITHIN STATE (AS OF 12/31/85)

## NORTH DAKOTA

| WATER SYSTEM and<br>CONSECUTIVE SYSTEMS SERVED           | EPA<br>ID<br>NO | COUNTY    | CHEM<br>USED | STATUS | FLUOR<br>START<br>DATE | POP<br>SERVED | NATURAL SYSTEMS |              |
|--|-----------------|-----------|--------------|--------|------------------------|---------------|-----------------|--------------|
|  |                 |           |              |        |                        |               | NAT<br>LEVEL    | OPT<br>LEVEL |
| BELCOURT RURAL WATER                                     | 4001245         | ROLETTE   | NaF          | ADJ    | 10/84                  | 350           |                 | 1.2          |
| DUNSEITH-NORTH HOUSING                                   | 4012009         | ROLETTE   |              | CONS   |                        | 125           |                 |              |
| TOTAL POPULATION SERVED BY SOURCE WATER SYSTEM - - - - - |                 |           |              |        |                        | 475           |                 |              |
| BELFIELD   | 4500065         | STARK     |              | NATL   |                        | 1274          |                 | 4.2          |
| TOTAL POPULATION SERVED BY SOURCE WATER SYSTEM - - - - - |                 |           |              |        |                        | 1274          |                 |              |
| BERG WELL CO   | 4101181         | SARGENT   |              | NATL   |                        | 31            |                 | 4.7          |
| TOTAL POPULATION SERVED BY SOURCE WATER SYSTEM - - - - - |                 |           |              |        |                        | 31            |                 |              |
| BERTHOLD   | 5100072         | WARD      |              | NATL   |                        | 479           |                 | 1.9          |
| TOTAL POPULATION SERVED BY SOURCE WATER SYSTEM - - - - - |                 |           |              |        |                        | 479           |                 |              |
| BEULAH   | 2900074         | MERCER    | NaF          | ADJ    | 07/65                  | 5500          |                 | 1.2          |
| TOTAL POPULATION SERVED BY SOURCE WATER SYSTEM - - - - - |                 |           |              |        |                        | 5500          |                 |              |
| BISMARCK   | 0800080         | BURLEIGH  | NaSiF6       | ADJ    | 01/55                  | 44502         |                 | 1.2          |
| TOTAL POPULATION SERVED BY SOURCE WATER SYSTEM - - - - - |                 |           |              |        |                        | 44502         |                 |              |
| BLACK HILL TRUCKING TC                                   | 2700983         | MCKENZIE  |              | NATL   |                        | 58            |                 | 5.6          |
| TOTAL POPULATION SERVED BY SOURCE WATER SYSTEM - - - - - |                 |           |              |        |                        | 58            |                 |              |
| BOTTINEAU  | 0500099         | BOTTINEAU | Acid         | ADJ    | 07/84                  | 2829          |                 | 0.2          |
| TOTAL POPULATION SERVED BY SOURCE WATER SYSTEM - - - - - |                 |           |              |        |                        | 2829          |                 |              |
| BOWDON   | 5200118         | WELLS     |              | NATL   |                        | 220           |                 | 3.1          |
| TOTAL POPULATION SERVED BY SOURCE WATER SYSTEM - - - - - |                 |           |              |        |                        | 220           |                 |              |
| BOWMAN   | 0600119         | BOWMAN    |              | NATL   |                        | 2300          |                 | 1.9          |
| TOTAL POPULATION SERVED BY SOURCE WATER SYSTEM - - - - - |                 |           |              |        |                        | 2300          |                 |              |
| BRIARWOOD  | 0900317         | CASS      |              | NATL   |                        | 70            |                 | 1.1          |
| TOTAL POPULATION SERVED BY SOURCE WATER SYSTEM - - - - - |                 |           |              |        |                        | 70            |                 |              |
| BROOKTREE WELLS INC                                      | 0901184         | CASS      |              | NATL   |                        | 54            |                 | 0.7          |
| TOTAL POPULATION SERVED BY SOURCE WATER SYSTEM - - - - - |                 |           |              |        |                        | 54            |                 |              |

POPULATION SERVED FLUORIDATED DRINKING WATER BY SOURCE SYSTEM,  
CONSECUTIVE SYSTEM, AND COUNTY WITHIN STATE (AS OF 12/31/85)

## NORTH DAKOTA

| WATER SYSTEM and<br>CONSECUTIVE SYSTEMS SERVED           | EPA<br>ID<br>NO               | COUNTY               | CHEM<br>USED | STATUS              | FLUOR<br>START<br>DATE | POP<br>SERVED      | NATURAL SYSTEMS |              |
|--|-------------------------------|----------------------|--------------|---------------------|------------------------|--------------------|-----------------|--------------|
|  |                               |                      |              |                     |                        |                    | NAT<br>LEVEL    | OPT<br>LEVEL |
| CANDO  | 4800152                       | TOWNER               | Acid         | ADJ                 | 10/68                  | 1496               |                 | 1.2          |
| TOTAL POPULATION SERVED BY SOURCE WATER SYSTEM - - - - - |                               |                      |              |                     |                        | 1496               |                 |              |
| CARRINGTON   | 1600159                       | FOSTER               | NaSiF6       | ADJ                 | 08/65                  | 2636               |                 | 1.2          |
| TOTAL POPULATION SERVED BY SOURCE WATER SYSTEM - - - - - |                               |                      |              |                     |                        | 2636               |                 |              |
| CASS RWS (PHASE I)<br>MAPLETON                           | 0901060<br>0900613            | CASS<br>CASS         | Acid         | ADJ<br>CONS         | 02/84                  | 3364<br>307        |                 | 1.2          |
| TOTAL POPULATION SERVED BY SOURCE WATER SYSTEM - - - - - |                               |                      |              |                     |                        | 3671               |                 |              |
| CASS RWS (PHASE II)<br>CASSELTON                         | 0901124<br>0900166            | CASS<br>CASS         | Acid         | ADJ<br>CONS         | 04/84                  | 2604<br>1661       |                 | 1.2          |
| TOTAL POPULATION SERVED BY SOURCE WATER SYSTEM - - - - - |                               |                      |              |                     |                        | 4265               |                 |              |
| CASS RWS (PHASE III)<br>BUFFALO<br>HUNTER                | 0901131<br>0900314<br>0900492 | CASS<br>CASS<br>CASS | Acid         | ADJ<br>CONS<br>CONS | 01/84                  | 1800<br>228<br>369 |                 | 1.2          |
| TOTAL POPULATION SERVED BY SOURCE WATER SYSTEM - - - - - |                               |                      |              |                     |                        | 2397               |                 |              |
| CAVALIER   | 3400170                       | PEMBINA              | Acid         | ADJ                 | 06/60                  | 1496               |                 | 1.2          |
| TOTAL POPULATION SERVED BY SOURCE WATER SYSTEM - - - - - |                               |                      |              |                     |                        | 1496               |                 |              |
| CENTER   | 3300174                       | OLIVER               | NaF          | ADJ                 | 07/71                  | 900                |                 | 1.2          |
| TOTAL POPULATION SERVED BY SOURCE WATER SYSTEM - - - - - |                               |                      |              |                     |                        | 900                |                 |              |
| COGSWELL   | 4100192                       | SARGENT              | NaF          | ADJ                 | 08/83                  | 227                |                 | 1.2          |
| TOTAL POPULATION SERVED BY SOURCE WATER SYSTEM - - - - - |                               |                      |              |                     |                        | 227                |                 |              |
| COLFAX   | 3900196                       | RICHLAND             |              | NATL                |                        | 101                | 1.6             |              |
| TOTAL POPULATION SERVED BY SOURCE WATER SYSTEM - - - - - |                               |                      |              |                     |                        | 101                |                 |              |
| COLUMBUS   | 0700198                       | BURKE                |              | NATL                |                        | 326                | 1.1             |              |
| TOTAL POPULATION SERVED BY SOURCE WATER SYSTEM - - - - - |                               |                      |              |                     |                        | 326                |                 |              |
| COOPERSTOWN  | 2000203                       | GRIGGS               | NaF          | ADJ                 | 07/58                  | 1306               |                 | 1.2          |
| TOTAL POPULATION SERVED BY SOURCE WATER SYSTEM - - - - - |                               |                      |              |                     |                        | 1306               |                 |              |



POPULATION SERVED FLUORIDATED DRINKING WATER BY SOURCE SYSTEM,  
 CONSECUTIVE SYSTEM, AND COUNTY WITHIN STATE (AS OF 12/31/85)

# NORTH DAKOTA

| WATER SYSTEM and<br>CONSECUTIVE SYSTEMS SERVED           | EPA<br>ID<br>NO | COUNTY   | CHEM<br>USED | STATUS | FLUOR<br>START<br>DATE | POP<br>SERVED | NATURAL SYSTEMS<br>NAT<br>LEVEL | OPT<br>LEVEL |
|--|-----------------|----------|--------------|--------|------------------------|---------------|---------------------------------|--------------|
| COUNTRY CLUB COOP  | 0800144         | BURLEIGH | NaF          | ADJ    | 09/78                  | 100           |                                 | 1.2          |
| TOTAL POPULATION SERVED BY SOURCE WATER SYSTEM - - - - - |                 |          |              |        |                        | 100           |                                 |              |
| CRARY  | 3600208         | RAMSEY   | NaF          | ADJ    | 03/75                  | 139           |                                 | 1.2          |
| TOTAL POPULATION SERVED BY SOURCE WATER SYSTEM - - - - - |                 |          |              |        |                        | 139           |                                 |              |
| CROSBY   | 1200211         | DIVIDE   | Acid         | ADJ    | 02/69                  | 1461          |                                 | 1.2          |
| TOTAL POPULATION SERVED BY SOURCE WATER SYSTEM - - - - - |                 |          |              |        |                        | 1461          |                                 |              |
| CROW HILL  | 0300213         | BENSON   | NaF          | ADJ    | 06/74                  | 50            |                                 | 1.2          |
| TOTAL POPULATION SERVED BY SOURCE WATER SYSTEM - - - - - |                 |          |              |        |                        | 50            |                                 |              |
| CROWN BUTTE COOP   | 3000597         | MORTON   |              | NATL   |                        | 300           |                                 | 1.5          |
| TOTAL POPULATION SERVED BY SOURCE WATER SYSTEM - - - - - |                 |          |              |        |                        | 300           |                                 |              |
| DAKOTA ADVENTIST ACADEMY                                 | 0800096         | BURLEIGH |              | NATL   |                        | 125           |                                 | 1.7          |
| TOTAL POPULATION SERVED BY SOURCE WATER SYSTEM - - - - - |                 |          |              |        |                        | 125           |                                 |              |
| DEVILS LAKE  | 3600231         | RAMSEY   | Acid         | ADJ    | 11/64                  | 7441          |                                 | 1.2          |
| TOTAL POPULATION SERVED BY SOURCE WATER SYSTEM - - - - - |                 |          |              |        |                        | 7441          |                                 |              |
| DICKINSON  | 4500242         | STARK    | NaSiF6       | ADJ    | 07/52                  | 15893         |                                 | 1.2          |
| TOTAL POPULATION SERVED BY SOURCE WATER SYSTEM - - - - - |                 |          |              |        |                        | 15893         |                                 |              |
| DODGE  | 1300259         | DUNN     |              | NATL   |                        | 200           |                                 | 5.7          |
| TOTAL POPULATION SERVED BY SOURCE WATER SYSTEM - - - - - |                 |          |              |        |                        | 200           |                                 |              |
| DRAYTON  | 3400269         | PEMBINA  | NaF          | ADJ    | 09/65                  | 1082          |                                 | 1.2          |
| TOTAL POPULATION SERVED BY SOURCE WATER SYSTEM - - - - - |                 |          |              |        |                        | 1082          |                                 |              |
| DUNN CENTER  | 1300276         | DUNN     |              | NATL   |                        | 169           |                                 | 4.6          |
| TOTAL POPULATION SERVED BY SOURCE WATER SYSTEM - - - - - |                 |          |              |        |                        | 169           |                                 |              |
| DUNSEITH-EAST HOUSING                                    | 4012010         | ROLETTE  | NaF          | ADJ    | 12/78                  | 200           |                                 | 1.2          |
| TOTAL POPULATION SERVED BY SOURCE WATER SYSTEM - - - - - |                 |          |              |        |                        | 200           |                                 |              |

POPULATION SERVED FLUORIDATED DRINKING WATER BY SOURCE SYSTEM,  
CONSECUTIVE SYSTEM, AND COUNTY WITHIN STATE (AS OF 12/31/85)

# NORTH DAKOTA

| WATER SYSTEM and<br>CONSECUTIVE SYSTEMS SERVED           | EPA<br>ID<br>NO    | COUNTY           | CHEM<br>USED | STATUS      | FLUOR<br>START<br>DATE | POP<br>SERVED | NATURAL SYSTEMS<br>NAT<br>LEVEL | OPT<br>LEVEL |
|--|--------------------|------------------|--------------|-------------|------------------------|---------------|---------------------------------|--------------|
| EDGELEY  | 2300291            | LA MOURE         | Acid         | ADJ         | 04/68                  | 846           |                                 | 1.2          |
| TOTAL POPULATION SERVED BY SOURCE WATER SYSTEM - - - - - |                    |                  |              |             |                        | 846           |                                 |              |
| ELLEDALE   | 1100306            | DICKEY           | Acid         | ADJ         | 04/66                  | 1967          |                                 | 1.2          |
| TOTAL POPULATION SERVED BY SOURCE WATER SYSTEM - - - - - |                    |                  |              |             |                        | 1967          |                                 |              |
| ENDERLIN<br>SHELDON                                      | 3700314<br>3700876 | RANSOM<br>RANSOM | NaF          | ADJ<br>CONS | 11/67                  | 1328<br>176   |                                 | 1.2          |
| TOTAL POPULATION SERVED BY SOURCE WATER SYSTEM - - - - - |                    |                  |              |             |                        | 1504          |                                 |              |
| ESMOND   | 0300323            | BENSON           |              | NATL        |                        | 337           |                                 | 0.7          |
| TOTAL POPULATION SERVED BY SOURCE WATER SYSTEM - - - - - |                    |                  |              |             |                        | 337           |                                 |              |
| FARGO  | 0900336            | CASS             | NaSiF6       | ADJ         | 05/52                  | 61281         |                                 | 1.2          |
| TOTAL POPULATION SERVED BY SOURCE WATER SYSTEM - - - - - |                    |                  |              |             |                        | 61281         |                                 |              |
| FESSENDEN  | 5200338            | WELLS            | NaF          | ADJ         | 02/67                  | 767           |                                 | 1.2          |
| TOTAL POPULATION SERVED BY SOURCE WATER SYSTEM - - - - - |                    |                  |              |             |                        | 767           |                                 |              |
| FLASHER  | 3000342            | MORTON           |              | NATL        |                        | 409           |                                 | 3.9          |
| TOTAL POPULATION SERVED BY SOURCE WATER SYSTEM - - - - - |                    |                  |              |             |                        | 409           |                                 |              |
| FLAXTON  | 0700344            | BURKE            |              | NATL        |                        | 182           |                                 | 1.0          |
| TOTAL POPULATION SERVED BY SOURCE WATER SYSTEM - - - - - |                    |                  |              |             |                        | 182           |                                 |              |
| FORBES   | 1100346            | DICKEY           |              | NATL        |                        | 84            |                                 | 2.3          |
| TOTAL POPULATION SERVED BY SOURCE WATER SYSTEM - - - - - |                    |                  |              |             |                        | 84            |                                 |              |
| FORT TOTTEN  | 0300366            | BENSON           | NaF          | ADJ         | 04/68                  | 880           |                                 | 1.2          |
| TOTAL POPULATION SERVED BY SOURCE WATER SYSTEM - - - - - |                    |                  |              |             |                        | 880           |                                 |              |
| FORT YATES   | 4300367            | SIoux            | NaF          | ADJ         | 12/67                  | 778           |                                 | 1.2          |
| TOTAL POPULATION SERVED BY SOURCE WATER SYSTEM - - - - - |                    |                  |              |             |                        | 778           |                                 |              |
| FOUR BEARS COMPLEX                                       | 2700862            | MCKENZIE         | NaF          | ADJ         | 01/82                  | 25            |                                 | 1.2          |
| TOTAL POPULATION SERVED BY SOURCE WATER SYSTEM - - - - - |                    |                  |              |             |                        | 25            |                                 |              |

POPULATION SERVED FLUORIDATED DRINKING WATER BY SOURCE SYSTEM,  
 CONSECUTIVE SYSTEM, AND COUNTY WITHIN STATE (AS OF 12/31/85)

**NORTH DAKOTA**

| WATER SYSTEM and<br>CONSECUTIVE SYSTEMS SERVED | EPA<br>ID<br>NO | COUNTY        | CHEM<br>USED | STATUS | FLUOR<br>START<br>DATE | POP<br>SERVED | NATURAL SYSTEMS<br>NAT OPT<br>LEVEL LEVEL |
|--|-----------------|---------------|--------------|--------|------------------------|---------------|---|
| FRYBURG  | 0400378         | BILLINGS      |              |        | NATL                   | 40            | 5.4                                       |
| TOTAL POPULATION SERVED BY SOURCE WATER SYSTEM |                 |               |              |        |                        | 40            |   |
| FULLERTON                                      | 1100379         | DICKEY        |              |        | NATL                   | 107           | 2.3                                       |
| TOTAL POPULATION SERVED BY SOURCE WATER SYSTEM |                 |               |              |        |                        | 107           |   |
| GARDNER  | 0900387         | CASS          |              |        | NATL                   | 90            | 0.7                                       |
| TOTAL POPULATION SERVED BY SOURCE WATER SYSTEM |                 |               |              |        |                        | 90            |   |
| GARRISON                                       | 2800389         | MCLEAN        | Acid         | ADJ    | 10/74                  | 1825          | 1.2                                       |
| TOTAL POPULATION SERVED BY SOURCE WATER SYSTEM |                 |               |              |        |                        | 1825          |   |
| GEORGE WEEL CO                                 | 4101183         | SARGENT       |              |        | NATL                   | 28            | 5.2                                       |
| TOTAL POPULATION SERVED BY SOURCE WATER SYSTEM |                 |               |              |        |                        | 28            |   |
| GLADSTONE                                      | 4500396         | STARK         |              |        | NATL                   | 316           | 5.0                                       |
| TOTAL POPULATION SERVED BY SOURCE WATER SYSTEM |                 |               |              |        |                        | 316           |   |
| GLEN ULLIN                                     | 3000400         | MORTON        |              |        | NATL                   | 1072          | 4.5                                       |
| TOTAL POPULATION SERVED BY SOURCE WATER SYSTEM |                 |               |              |        |                        | 1072          |   |
| GOLDEN VALLEY                                  | 2900402         | MERCER        |              |        | NATL                   | 287           | 5.6                                       |
| TOTAL POPULATION SERVED BY SOURCE WATER SYSTEM |                 |               |              |        |                        | 287           |   |
| GOLVA  | 1700403         | GOLDEN VALLEY |              |        | NATL                   | 101           | 1.5                                       |
| TOTAL POPULATION SERVED BY SOURCE WATER SYSTEM |                 |               |              |        |                        | 101           |   |
| GOODRICH                                       | 4200404         | SHERIDAN      |              |        | NATL                   | 288           | 1.4                                       |
| TOTAL POPULATION SERVED BY SOURCE WATER SYSTEM |                 |               |              |        |                        | 288           |   |
| GRAFTON  | 5000408         | WALSH         | NaSiF6       | ADJ    | 04/66                  | 5302          | 1.2                                       |
| TOTAL POPULATION SERVED BY SOURCE WATER SYSTEM |                 |               |              |        |                        | 5302          |   |
| GRAND FORKS                                    | 1800410         | GRAND FORKS   | NaSiF6       | ADJ    | 03/58                  | 57560         | 1.2                                       |
| GRAND FORKS AFB                                | 1800413         | GRAND FORKS   |              | CONS   |                        | 13800         |   |
| TOTAL POPULATION SERVED BY SOURCE WATER SYSTEM |                 |               |              |        |                        | 71360         |   |

POPULATION SERVED FLUORIDATED DRINKING WATER BY SOURCE SYSTEM,  
CONSECUTIVE SYSTEM, AND COUNTY WITHIN STATE (AS OF 12/31/85)

## NORTH DAKOTA

| WATER SYSTEM and<br>CONSECUTIVE SYSTEMS SERVED           | EPA<br>ID<br>NO | COUNTY      | CHEM<br>USED | STATUS | FLUOR<br>START<br>DATE | POP<br>SERVED | NATURAL SYSTEMS<br>NAT<br>LEVEL | OPT<br>LEVEL |
|--|-----------------|-------------|--------------|--------|------------------------|---------------|---------------------------------|--------------|
| GRAND FORKS-TRAIL RWS                                    | 1801062         | GRAND FORKS | Acid         | ADJ    | 02/77                  | 10000         |                                 | 1.2          |
| ARVILLA  | 1800036         | GRAND FORKS |              | CONS   |                        | 150           |                                 |              |
| EMERADO  | 1800311         | GRAND FORKS |              | CONS   |                        | 1000          |                                 |              |
| TOTAL POPULATION SERVED BY SOURCE WATER SYSTEM - - - - - |                 |             |              |        |                        | 11150         |                                 |              |
| GWINNER  | 4100428         | SARGENT     | Acid         | ADJ    | 02/79                  | 724           |                                 | 1.2          |
| TOTAL POPULATION SERVED BY SOURCE WATER SYSTEM - - - - - |                 |             |              |        |                        | 724           |                                 |              |
| HAGUE  | 1500429         | EMMONS      |              | NATL   |                        | 127           | 2.4                             |              |
| TOTAL POPULATION SERVED BY SOURCE WATER SYSTEM - - - - - |                 |             |              |        |                        | 127           |                                 |              |
| HALLIDAY   | 1300432         | DUNN        |              | NATL   |                        | 355           | 5.4                             |              |
| TOTAL POPULATION SERVED BY SOURCE WATER SYSTEM - - - - - |                 |             |              |        |                        | 355           |                                 |              |
| HANKINSON  | 3900443         | RICHLAND    | NaF          | ADJ    | 04/81                  | 1159          |                                 | 1.2          |
| TOTAL POPULATION SERVED BY SOURCE WATER SYSTEM - - - - - |                 |             |              |        |                        | 1159          |                                 |              |
| HARVEY   | 5200458         | WELLS       | NaF          | ADJ    | 01/83                  | 2527          |                                 | 1.2          |
| TOTAL POPULATION SERVED BY SOURCE WATER SYSTEM - - - - - |                 |             |              |        |                        | 2527          |                                 |              |
| HATTON   | 4900465         | TRAILL      |              | NATL   |                        | 791           | 0.8                             |              |
| TOTAL POPULATION SERVED BY SOURCE WATER SYSTEM - - - - - |                 |             |              |        |                        | 791           |                                 |              |
| HAYCREEK COURT   | 0800081         | BURLEIGH    |              | NATL   |                        | 115           | 1.7                             |              |
| TOTAL POPULATION SERVED BY SOURCE WATER SYSTEM - - - - - |                 |             |              |        |                        | 115           |                                 |              |
| HAZEN  | 2900470         | MERCER      | Acid         | ADJ    | 07/66                  | 2376          |                                 | 1.2          |
| TOTAL POPULATION SERVED BY SOURCE WATER SYSTEM - - - - - |                 |             |              |        |                        | 2376          |                                 |              |
| HEBRON   | 3000473         | MORTON      |              | NATL   |                        | 1081          | 3.2                             |              |
| TOTAL POPULATION SERVED BY SOURCE WATER SYSTEM - - - - - |                 |             |              |        |                        | 1081          |                                 |              |
| HETTINGER  | 0100476         | ADAMS       |              | NATL   |                        | 1738          | 3.8                             |              |
| TOTAL POPULATION SERVED BY SOURCE WATER SYSTEM - - - - - |                 |             |              |        |                        | 1738          |                                 |              |
| HILLSBORO  | 4900482         | TRAILL      | NaF          | ADJ    | 06/60                  | 1599          |                                 | 1.2          |
| TOTAL POPULATION SERVED BY SOURCE WATER SYSTEM - - - - - |                 |             |              |        |                        | 1599          |                                 |              |

POPULATION SERVED FLUORIDATED DRINKING WATER BY SOURCE SYSTEM,  
CONSECUTIVE SYSTEM, AND COUNTY WITHIN STATE (AS OF 12/31/85)

**NORTH DAKOTA**

| WATER SYSTEM and<br>CONSECUTIVE SYSTEMS SERVED | EPA<br>ID<br>NO | COUNTY        | CHEM<br>USED | STATUS | FLUOR<br>START<br>DATE | POP<br>SERVED | NATURAL SYSTEMS<br>NAT<br>LEVEL | OPT<br>LEVEL |
|--|-----------------|---------------|--------------|--------|------------------------|---------------|---------------------------------|--------------|
| HOME ON THE RANGE FOR BOYS                     | 1700874         | GOLDEN VALLEY |              | NATL   |                        | 65            | 2.7                             |              |
| TOTAL POPULATION SERVED BY SOURCE WATER SYSTEM |                 |               |              |        |                        | 65            |                                 |              |
| HORSESHOE BEND TC                              | 0900489         | CASS          |              | NATL   |                        | 72            | 3.8                             |              |
| TOTAL POPULATION SERVED BY SOURCE WATER SYSTEM |                 |               |              |        |                        | 72            |                                 |              |
| JAMESTOWN                                      | 4700498         | STUTSMAN      | NaSiF6       | ADJ    | 07/56                  | 16281         |                                 | 1.2          |
| TOTAL POPULATION SERVED BY SOURCE WATER SYSTEM |                 |               |              |        |                        | 16281         |                                 |              |
| KENMARE  | 5100515         | WARD          |              | NATL   |                        | 1461          | 1.2                             |              |
| TOTAL POPULATION SERVED BY SOURCE WATER SYSTEM |                 |               |              |        |                        | 1461          |                                 |              |
| KILLDEER                                       | 1300520         | DUNN          | Acid         | ADJ    | 05/84                  | 790           |                                 | 1.2          |
| TOTAL POPULATION SERVED BY SOURCE WATER SYSTEM |                 |               |              |        |                        | 790           |                                 |              |
| KULM   | 2300535         | LA MOURE      | Acid         | ADJ    | 09/71                  | 565           |                                 | 1.2          |
| TOTAL POPULATION SERVED BY SOURCE WATER SYSTEM |                 |               |              |        |                        | 565           |                                 |              |
| LA MOURE                                       | 2300537         | LA MOURE      | NaF          | ADJ    | 12/68                  | 1077          |                                 | 1.2          |
| TOTAL POPULATION SERVED BY SOURCE WATER SYSTEM |                 |               |              |        |                        | 1077          |                                 |              |
| LAKOTA   | 3200536         | NELSON        | Acid         | ADJ    | 08/66                  | 962           |                                 | 1.2          |
| TOTAL POPULATION SERVED BY SOURCE WATER SYSTEM |                 |               |              |        |                        | 962           |                                 |              |
| LANGDON  | 1000543         | CAVALIER      | NaF          | ADJ    | 11/65                  | 2335          |                                 | 1.2          |
| TOTAL POPULATION SERVED BY SOURCE WATER SYSTEM |                 |               |              |        |                        | 2335          |                                 |              |
| LARIMORE                                       | 1800550         | GRAND FORKS   | Acid         | ADJ    | 05/66                  | 1523          |                                 | 1.2          |
| TOTAL POPULATION SERVED BY SOURCE WATER SYSTEM |                 |               |              |        |                        | 1523          |                                 |              |
| LARSON WELL CO                                 | 4101177         | SARGENT       |              | NATL   |                        | 34            | 4.8                             |              |
| TOTAL POPULATION SERVED BY SOURCE WATER SYSTEM |                 |               |              |        |                        | 34            |                                 |              |
| LEEDS  | 0300553         | BENSON        |              | NATL   |                        | 674           | 1.0                             |              |
| TOTAL POPULATION SERVED BY SOURCE WATER SYSTEM |                 |               |              |        |                        | 674           |                                 |              |

POPULATION SERVED FLUORIDATED DRINKING WATER BY SOURCE SYSTEM,  
CONSECUTIVE SYSTEM, AND COUNTY WITHIN STATE (AS OF 12/31/85)

## NORTH DAKOTA

| WATER SYSTEM and<br>CONSECUTIVE SYSTEMS SERVED           | EPA<br>ID<br>NO | COUNTY   | CHEM<br>USED | STATUS | FLUOR<br>START<br>DATE | POP<br>SERVED | NATURAL SYSTEMS<br>NAT<br>LEVEL | OPT<br>LEVEL |
|--|-----------------|----------|--------------|--------|------------------------|---------------|---------------------------------|--------------|
| LINCOLN  | 0800570         | BURLEIGH | NaF          | ADJ    | 09/75                  | 657           |                                 | 1.2          |
| TOTAL POPULATION SERVED BY SOURCE WATER SYSTEM - - - - - |                 |          |              |        |                        | 657           |                                 |              |
| LINTON   | 1500571         | EMMONS   | Acid         | ADJ    | 08/68                  | 1577          |                                 | 1.2          |
| TOTAL POPULATION SERVED BY SOURCE WATER SYSTEM - - - - - |                 |          |              |        |                        | 1577          |                                 |              |
| LISBON   | 3700574         | RANSCM   | NaF          | ADJ    | 12/65                  | 2286          |                                 | 1.2          |
| TOTAL POPULATION SERVED BY SOURCE WATER SYSTEM - - - - - |                 |          |              |        |                        | 2286          |                                 |              |
| LUDDEN   | 1100583         | DICKEY   |              | NATL   |                        | 47            |                                 | 2.8          |
| TOTAL POPULATION SERVED BY SOURCE WATER SYSTEM - - - - - |                 |          |              |        |                        | 47            |                                 |              |
| MADDOCK  | 0300587         | BENSON   | NaF          | ADJ    | 12/69                  | 676           |                                 | 1.2          |
| TOTAL POPULATION SERVED BY SOURCE WATER SYSTEM - - - - - |                 |          |              |        |                        | 676           |                                 |              |
| MANDAN   | 3000596         | MORTON   | NaSiF6       | ADJ    | 10/52                  | 15496         |                                 | 1.2          |
| TOTAL POPULATION SERVED BY SOURCE WATER SYSTEM - - - - - |                 |          |              |        |                        | 15496         |                                 |              |
| MANDAREE   | 2700605         | MCKENZIE | NaF          | ADJ    | 05/80                  | 600           |                                 | 1.2          |
| TOTAL POPULATION SERVED BY SOURCE WATER SYSTEM - - - - - |                 |          |              |        |                        | 600           |                                 |              |
| MAPLE-SHEYENNE SUBD                                      | 0900319         | CASS     |              | NATL   |                        | 28            |                                 | 1.0          |
| TOTAL POPULATION SERVED BY SOURCE WATER SYSTEM - - - - - |                 |          |              |        |                        | 28            |                                 |              |
| MARION   | 2300614         | LAMOURE  | Acid         | ADJ    | 08/83                  | 214           |                                 | 1.2          |
| TOTAL POPULATION SERVED BY SOURCE WATER SYSTEM - - - - - |                 |          |              |        |                        | 214           |                                 |              |
| MAYVILLE   | 4900622         | TRAILL   | Acid         | ADJ    | 05/68                  | 2252          |                                 | 1.2          |
| TOTAL POPULATION SERVED BY SOURCE WATER SYSTEM - - - - - |                 |          |              |        |                        | 2252          |                                 |              |
| MCCLUSKY   | 4200626         | SHERIDAN |              | NATL   |                        | 653           |                                 | 0.9          |
| TOTAL POPULATION SERVED BY SOURCE WATER SYSTEM - - - - - |                 |          |              |        |                        | 653           |                                 |              |
| MCVILLE  | 3200636         | NELSON   | NaF          | ADJ    | 09/68                  | 617           |                                 | 1.2          |
| TOTAL POPULATION SERVED BY SOURCE WATER SYSTEM - - - - - |                 |          |              |        |                        | 617           |                                 |              |

POPULATION SERVED FLUORIDATED DRINKING WATER BY SOURCE SYSTEM,  
CONSECUTIVE SYSTEM, AND COUNTY WITHIN STATE (AS OF 12/31/85)

## NORTH DAKOTA

| WATER SYSTEM and<br>CONSECUTIVE SYSTEMS SERVED           | EPA<br>ID<br>NO | COUNTY    | CHEM<br>USED | STATUS | FLUOR<br>START<br>DATE | POP<br>SERVED | NATURAL SYSTEMS |               |
|--|-----------------|-----------|--------------|--------|------------------------|---------------|-----------------|---------------|
|  |                 |           |              |        |                        |               | NAT.<br>LEVEL   | OPT.<br>LEVEL |
| MEDORA   | 0400638         | BILLINGS  |              |        | NATL                   | 91            | 2.9             |               |
| TOTAL POPULATION SERVED BY SOURCE WATER SYSTEM - - - - - |                 |           |              |        |                        | 91            |                 |               |
| MILTON   | 1000658         | CAVALIER  |              |        | NATL                   | 195           | 0.8             |               |
| TOTAL POPULATION SERVED BY SOURCE WATER SYSTEM - - - - - |                 |           |              |        |                        | 195           |                 |               |
| MINNEWAUKAN  | 0300659         | BENSON    | Acid         | ADJ    | 07/85                  | 461           |                 | 1.2           |
| TOTAL POPULATION SERVED BY SOURCE WATER SYSTEM - - - - - |                 |           |              |        |                        | 461           |                 |               |
| MINOT  | 5100660         | WARD      | NaSiF6       | ADJ    | 05/56                  | 44936         |                 | 1.2           |
| MINDT AFB  | 5100710         | WARD      |              | CONS   |                        | 8610          |                 |               |
| NORTH PRAIRIE RWS (SYS I)                                | 5101125         | WARD      |              | CONS   |                        | 715           |                 |               |
| NORTH PRAIRIE RWS (SYS II)                               | 5101189         | WARD      |              | CONS   |                        | 2725          |                 |               |
| MAX  | 2800619         | MCLEAN    |              | CONS   |                        | 317           |                 |               |
| TOTAL POPULATION SERVED BY SOURCE WATER SYSTEM - - - - - |                 |           |              |        |                        | 57303         |                 |               |
| MINTO  | 5000691         | WALSH     | NaF          | ADJ    | 12/73                  | 592           |                 | 1.2           |
| TOTAL POPULATION SERVED BY SOURCE WATER SYSTEM - - - - - |                 |           |              |        |                        | 592           |                 |               |
| MOHALL   | 3800695         | RENVILLE  | Acid         | ADJ    | 09/68                  | 1042          |                 | 1.2           |
| TOTAL POPULATION SERVED BY SOURCE WATER SYSTEM - - - - - |                 |           |              |        |                        | 1042          |                 |               |
| MONANGO  | 1100698         | DICKNEY   |              |        | NATL                   | 59            | 2.2             |               |
| TOTAL POPULATION SERVED BY SOURCE WATER SYSTEM - - - - - |                 |           |              |        |                        | 59            |                 |               |
| MOTT   | 2100704         | HETTINGER |              |        | NATL                   | 1273          | 5.1             |               |
| TOTAL POPULATION SERVED BY SOURCE WATER SYSTEM - - - - - |                 |           |              |        |                        | 1273          |                 |               |
| MR B'S INC TC  | 0800085         | BURLEIGH  |              |        | NATL                   | 500           | 0.9             |               |
| TOTAL POPULATION SERVED BY SOURCE WATER SYSTEM - - - - - |                 |           |              |        |                        | 500           |                 |               |
| NECHE  | 3400720         | PEMBINA   | Acid         | ADJ    | 12/66                  | 473           |                 | 1.2           |
| TOTAL POPULATION SERVED BY SOURCE WATER SYSTEM - - - - - |                 |           |              |        |                        | 473           |                 |               |
| NEDERSON WELL CO   | 4101182         | SARGENT   |              |        | NATL                   | 125           | 4.7             |               |
| TOTAL POPULATION SERVED BY SOURCE WATER SYSTEM - - - - - |                 |           |              |        |                        | 125           |                 |               |

POPULATION SERVED FLUORIDATED DRINKING WATER BY SOURCE SYSTEM,  
CONSECUTIVE SYSTEM, AND COUNTY WITHIN STATE (AS OF 12/31/85)

## NORTH DAKOTA

| WATER SYSTEM and<br>CONSECUTIVE SYSTEMS SERVED | EPA<br>ID<br>NO | COUNTY    | CHEM<br>USED | STATUS | FLUOR<br>START<br>DATE | POP<br>SERVED | NATURAL SYSTEMS<br>NAT<br>LEVEL | OPT<br>LEVEL |
|--|-----------------|-----------|--------------|--------|------------------------|---------------|---------------------------------|--------------|
| NELSON WELL CO                                 | 4101180         | SARGENT   |              | NATL   |                        | 50            | 4.7                             |              |
| TOTAL POPULATION SERVED BY SOURCE WATER SYSTEM |                 |           |              |        |                        | 50            |                                 |              |
| NEW ENGLAND                                    | 2100726         | HETTINGER |              | NATL   |                        | 826           | 0.9                             |              |
| TOTAL POPULATION SERVED BY SOURCE WATER SYSTEM |                 |           |              |        |                        | 826           |                                 |              |
| NEW LEIPZIG                                    | 1900731         | GRANT     |              | NATL   |                        | 352           | 3.8                             |              |
| TOTAL POPULATION SERVED BY SOURCE WATER SYSTEM |                 |           |              |        |                        | 352           |                                 |              |
| NEW ROCKFORD                                   | 1400732         | EDDY      | NaF          | ADJ    | 05/68                  | 1791          |                                 | 1.2          |
| TOTAL POPULATION SERVED BY SOURCE WATER SYSTEM |                 |           |              |        |                        | 1791          |                                 |              |
| NEW SALEM                                      | 3000736         | MORTON    | Acid         | ADJ    | 10/78                  | 1082          |                                 | 1.2          |
| TOTAL POPULATION SERVED BY SOURCE WATER SYSTEM |                 |           |              |        |                        | 1082          |                                 |              |
| NEW TOWN                                       | 3100744         | MOUNTRAIL | NaF          | ADJ    | 02/66                  | 1343          |                                 | 1.2          |
| TOTAL POPULATION SERVED BY SOURCE WATER SYSTEM |                 |           |              |        |                        | 1343          |                                 |              |
| NOONAN   | 1200748         | DIVIDE    |              | NATL   |                        | 278           | 4.0                             |              |
| TOTAL POPULATION SERVED BY SOURCE WATER SYSTEM |                 |           |              |        |                        | 278           |                                 |              |
| NORTH VALLEY RWA (SYSTEM II)                   | 3401128         | PEMBINA   | Acid         | ADJ    | 11/84                  | 3715          |                                 | 1.2          |
| ST THOMAS                                      | 3400856         | PEMBINA   |              | CONS   |                        | 528           |                                 |              |
| TOTAL POPULATION SERVED BY SOURCE WATER SYSTEM |                 |           |              |        |                        | 4243          |                                 |              |
| NORTH VALLEY RWA (SYSTEM III)                  | 3401129         | PEMBINA   | Acid         | ADJ    | 03/85                  | 250           |                                 | 1.2          |
| TOTAL POPULATION SERVED BY SOURCE WATER SYSTEM |                 |           |              |        |                        | 250           |                                 |              |
| NORTH WELL CO                                  | 4101178         | SARGENT   |              | NATL   |                        | 170           | 5.3                             |              |
| TOTAL POPULATION SERVED BY SOURCE WATER SYSTEM |                 |           |              |        |                        | 170           |                                 |              |
| PAINTED WOODS MUP                              | 5301070         | WILLIAMS  |              | NATL   |                        | 300           | 0.9                             |              |
| TOTAL POPULATION SERVED BY SOURCE WATER SYSTEM |                 |           |              |        |                        | 300           |                                 |              |
| PARK RIVER                                     | 5000773         | WALSH     | NaF          | ADJ    | 04/66                  | 1858          |                                 | 1.2          |
| TOTAL POPULATION SERVED BY SOURCE WATER SYSTEM |                 |           |              |        |                        | 1858          |                                 |              |



POPULATION SERVED FLUORIDATED DRINKING WATER BY SOURCE SYSTEM,  
CONSECUTIVE SYSTEM, AND COUNTY WITHIN STATE (AS OF 12/31/85)

# NORTH DAKOTA

| WATER SYSTEM and<br>CONSECUTIVE SYSTEMS SERVED           | EPA<br>ID<br>NO | COUNTY    | CHEM<br>USED | STATUS | FLUOR<br>START<br>DATE | POP<br>SERVED | NATURAL SYSTEMS<br>NAT<br>LEVEL | OPT<br>LEVEL |
|--|-----------------|-----------|--------------|--------|------------------------|---------------|---------------------------------|--------------|
| PARSHALL   | 3100775         | MOUNTRAIL | NaF          | ADJ    | 09/66                  | 1063          |                                 | 1.2          |
| TOTAL POPULATION SERVED BY SOURCE WATER SYSTEM - - - - - |                 |           |              |        |                        | 1063          |                                 |              |
| PEMBINA  | 3400777         | PEMBINA   | NaF          | ADJ    | 09/71                  | 672           |                                 | 1.2          |
| TOTAL POPULATION SERVED BY SOURCE WATER SYSTEM - - - - - |                 |           |              |        |                        | 672           |                                 |              |
| PICK CITY  | 2900789         | MERCER    | NaF          | ADJ    | 06/79                  | 182           |                                 | 1.2          |
| TOTAL POPULATION SERVED BY SOURCE WATER SYSTEM - - - - - |                 |           |              |        |                        | 182           |                                 |              |
| POOL WELL CO   | 4101185         | SARGENT   |              | NATL   |                        | 25            |                                 | 4.7          |
| TOTAL POPULATION SERVED BY SOURCE WATER SYSTEM - - - - - |                 |           |              |        |                        | 25            |                                 |              |
| PORTAL   | 0700800         | BURKE     |              | NATL   |                        | 228           |                                 | 1.5          |
| TOTAL POPULATION SERVED BY SOURCE WATER SYSTEM - - - - - |                 |           |              |        |                        | 228           |                                 |              |
| RAY & TIOGA WS   | 5301152         | WILLIAMS  | NaF          | ADJ    | 11/83                  | 2363          |                                 | 1.2          |
| TOTAL POPULATION SERVED BY SOURCE WATER SYSTEM - - - - - |                 |           |              |        |                        | 2363          |                                 |              |
| REEDER   | 0100812         | ADAMS     |              | NATL   |                        | 355           |                                 | 4.2          |
| TOTAL POPULATION SERVED BY SOURCE WATER SYSTEM - - - - - |                 |           |              |        |                        | 355           |                                 |              |
| REGENT   | 2100816         | HETTINGER |              | NATL   |                        | 296           |                                 | 2.7          |
| TOTAL POPULATION SERVED BY SOURCE WATER SYSTEM - - - - - |                 |           |              |        |                        | 296           |                                 |              |
| RHAME  | 0600819         | BOWMAN    |              | NATL   |                        | 223           |                                 | 0.9          |
| TOTAL POPULATION SERVED BY SOURCE WATER SYSTEM - - - - - |                 |           |              |        |                        | 223           |                                 |              |
| RICHLAND RWS   | 3901068         | RICHLAND  | Acid         | ADJ    | 01/85                  | 2584          |                                 | 1.2          |
| BARNEY   | 3900055         | RICHLAND  |              | CONS   |                        | 80            |                                 |              |
| MANTADOR   | 3900607         | RICHLAND  |              | CONS   |                        | 92            |                                 |              |
| MOORETON   | 3900703         | RICHLAND  |              | CONS   |                        | 199           |                                 |              |
| TOTAL POPULATION SERVED BY SOURCE WATER SYSTEM - - - - - |                 |           |              |        |                        | 2955          |                                 |              |
| RIVERDALE  | 2800825         | MCLEAN    | NaF          | ADJ    | 03/53                  | 545           |                                 | 1.2          |
| TOTAL POPULATION SERVED BY SOURCE WATER SYSTEM - - - - - |                 |           |              |        |                        | 545           |                                 |              |

POPULATION SERVED FLUORIDATED DRINKING WATER BY SOURCE SYSTEM,  
CONSECUTIVE SYSTEM, AND COUNTY WITHIN STATE (AS OF 12/31/85)

## NORTH DAKOTA

| WATER SYSTEM and<br>CONSECUTIVE SYSTEMS SERVED           | EPA<br>ID<br>NO | COUNTY        | CHEM<br>USED | STATUS | FLUOR<br>START<br>DATE | POP<br>SERVED | NATURAL SYSTEMS<br>NAT<br>LEVEL | OPT<br>LEVEL |
|--|-----------------|---------------|--------------|--------|------------------------|---------------|---------------------------------|--------------|
| RIVERVIEW HEIGHTS  | 3000598         | MORTON        |              |        | NATL                   | 200           | 1.1                             |              |
| TOTAL POPULATION SERVED BY SOURCE WATER SYSTEM - - - - - |                 |               |              |        |                        | 200           |                                 |              |
| ROCK LAKE  | 4800828         | TOWNER        | Acid         | ADJ    | 10/68                  | 288           |                                 | 1.2          |
| TOTAL POPULATION SERVED BY SOURCE WATER SYSTEM - - - - - |                 |               |              |        |                        | 288           |                                 |              |
| ROLLA  | 4000834         | ROLETTE       | Acid         | ADJ    | 03/60                  | 1538          |                                 | 1.2          |
| TOTAL POPULATION SERVED BY SOURCE WATER SYSTEM - - - - - |                 |               |              |        |                        | 1538          |                                 |              |
| RUGBY  | 3500842         | PIERCE        | NaSiF6       | ADJ    | 11/58                  | 3343          |                                 | 1.2          |
| TOTAL POPULATION SERVED BY SOURCE WATER SYSTEM - - - - - |                 |               |              |        |                        | 3343          |                                 |              |
| SAINT MICHAEL  | 0310984         | BENSON        | NaF          | ADJ    | 02/72                  | 110           |                                 | 1.2          |
| TOTAL POPULATION SERVED BY SOURCE WATER SYSTEM - - - - - |                 |               |              |        |                        | 110           |                                 |              |
| SCRANTON   | 0600869         | BOWMAN        |              |        | NATL                   | 416           | 3.3                             |              |
| TOTAL POPULATION SERVED BY SOURCE WATER SYSTEM - - - - - |                 |               |              |        |                        | 416           |                                 |              |
| SENTINEL BUTTE   | 1700870         | GOLDEN VALLEY |              |        | NATL                   | 86            | 2.6                             |              |
| TOTAL POPULATION SERVED BY SOURCE WATER SYSTEM - - - - - |                 |               |              |        |                        | 86            |                                 |              |
| SHEYENNE RIVER DEV                                       | 3700575         | RANSOM        |              |        | NATL                   | 100           | 4.0                             |              |
| TOTAL POPULATION SERVED BY SOURCE WATER SYSTEM - - - - - |                 |               |              |        |                        | 100           |                                 |              |
| SOLEN  | 4300884         | SIOUX         |              |        | NATL                   | 137           | 3.1                             |              |
| TOTAL POPULATION SERVED BY SOURCE WATER SYSTEM - - - - - |                 |               |              |        |                        | 137           |                                 |              |
| SOUTH HEART  | 4500891         | STARK         |              |        | NATL                   | 297           | 4.8                             |              |
| TOTAL POPULATION SERVED BY SOURCE WATER SYSTEM - - - - - |                 |               |              |        |                        | 297           |                                 |              |
| STANLEY  | 3100898         | MOUNT RAIL    | Acid         | ADJ    | 02/85                  | 1632          |                                 | 1.2          |
| TOTAL POPULATION SERVED BY SOURCE WATER SYSTEM - - - - - |                 |               |              |        |                        | 1632          |                                 |              |
| STANTON  | 2900902         | MERCER        | NaF          | ADJ    | 11/78                  | 626           |                                 | 1.2          |
| TOTAL POPULATION SERVED BY SOURCE WATER SYSTEM - - - - - |                 |               |              |        |                        | 626           |                                 |              |

POPULATION SERVED FLUORIDATED DRINKING WATER BY SOURCE SYSTEM,  
CONSECUTIVE SYSTEM, AND COUNTY WITHIN STATE (AS OF 12/31/85)

## NORTH DAKOTA

| WATER SYSTEM and<br>CONSECUTIVE SYSTEMS SERVED           | EPA<br>ID<br>NO | COUNTY   | CHEM<br>USED | STATUS | FLUOR<br>START<br>DATE | POP<br>SERVED | NATURAL SYSTEMS<br>NAT<br>LEVEL | OPT<br>LEVEL |
|--|-----------------|----------|--------------|--------|------------------------|---------------|---------------------------------|--------------|
| STATE FARM   | 0801215         | BURLEIGH |              | NATL   |                        | 125           | 1.0                             |              |
| TOTAL POPULATION SERVED BY SOURCE WATER SYSTEM - - - - - |                 |          |              |        |                        | 125           |                                 |              |
| STEELE   | 2200913         | KIDDER   | NaF          | ADJ    | 06/70                  | 828           |                                 | 1.2          |
| TOTAL POPULATION SERVED BY SOURCE WATER SYSTEM - - - - - |                 |          |              |        |                        | 828           |                                 |              |
| STONY CREEK MHP  | 5301033         | WILLIAMS |              | NATL   |                        | 50            | 2.4                             |              |
| TOTAL POPULATION SERVED BY SOURCE WATER SYSTEM - - - - - |                 |          |              |        |                        | 50            |                                 |              |
| T ROOSEVELT NATL PARK                                    | 0400643         | BILLINGS |              | NATL   |                        | 50            | 0.0                             |              |
| TOTAL POPULATION SERVED BY SOURCE WATER SYSTEM - - - - - |                 |          |              |        |                        | 50            |                                 |              |
| TAYLOR   | 4500934         | STARK    |              | NATL   |                        | 239           | 6.3                             |              |
| TOTAL POPULATION SERVED BY SOURCE WATER SYSTEM - - - - - |                 |          |              |        |                        | 239           |                                 |              |
| TAYLOR WELL CO   | 4101179         | SARGENT  |              | NATL   |                        | 110           | 4.9                             |              |
| TOTAL POPULATION SERVED BY SOURCE WATER SYSTEM - - - - - |                 |          |              |        |                        | 110           |                                 |              |
| TOKIO  | 0300940         | BENSON   | NaF          | ADJ    | 06/74                  | 140           |                                 | 1.2          |
| TOTAL POPULATION SERVED BY SOURCE WATER SYSTEM - - - - - |                 |          |              |        |                        | 140           |                                 |              |
| TRAILL CO RW   | 4901071         | TRAILL   | Acid         | ADJ    | 02/85                  | 3000          |                                 | 1.2          |
| TOTAL POPULATION SERVED BY SOURCE WATER SYSTEM - - - - - |                 |          |              |        |                        | 3000          |                                 |              |
| TRI-COUNTY WATER USERS                                   | 3201072         | NELSON   | NaF          | ADJ    | 08/83                  | 2800          |                                 | 1.2          |
| TOTAL POPULATION SERVED BY SOURCE WATER SYSTEM - - - - - |                 |          |              |        |                        | 2800          |                                 |              |
| TURTLE LAKE  | 2800949         | MCLEAN   | Acid         | ADJ    | 02/85                  | 801           |                                 | 1.2          |
| TOTAL POPULATION SERVED BY SOURCE WATER SYSTEM - - - - - |                 |          |              |        |                        | 801           |                                 |              |
| TWIN BUTTES  | 1300952         | DUNN     | NaF          | ADJ    | 08/80                  | 315           |                                 | 1.2          |
| TOTAL POPULATION SERVED BY SOURCE WATER SYSTEM - - - - - |                 |          |              |        |                        | 315           |                                 |              |
| UNDERWOOD  | 2800953         | MCLEAN   | Acid         | ADJ    | 06/83                  | 1329          |                                 | 1.2          |
| TOTAL POPULATION SERVED BY SOURCE WATER SYSTEM - - - - - |                 |          |              |        |                        | 1329          |                                 |              |

POPULATION SERVED FLUORIDATED DRINKING WATER BY SOURCE SYSTEM,  
CONSECUTIVE SYSTEM, AND COUNTY WITHIN STATE (AS OF 12/31/85)

## NORTH DAKOTA

| WATER SYSTEM and<br>CONSECUTIVE SYSTEMS SERVED | EPA<br>ID<br>NO | COUNTY     | CHEM<br>USED | STATUS | FLUOR<br>START<br>DATE | POP<br>SERVED | NATURAL SYSTEMS<br>NAT<br>LEVEL | OPT<br>LEVEL |
|--|-----------------|------------|--------------|--------|------------------------|---------------|---------------------------------|--------------|
| UNIVERSITY OF MARY                             | 0800084         | BURLINGHAM |              | NATL   |                        | 800           | 1.2                             |              |
| TOTAL POPULATION SERVED BY SOURCE WATER SYSTEM |                 |            |              |        |                        | 800           |                                 |              |
| UPPER SOURIS RWS (SYS I)                       | 5101074         | WARD       |              | NATL   |                        | 1308          | 1.2                             |              |
| TOTAL POPULATION SERVED BY SOURCE WATER SYSTEM |                 |            |              |        |                        | 1308          |                                 |              |
| UPPER SOURIS RWS (SYS II)                      | 5101130         | WARD       |              | NATL   |                        | 519           | 0.8                             |              |
| LANSFORD                                       | 0500549         | BOTTINEAU  |              | CONS   |                        | 294           |                                 |              |
| TOTAL POPULATION SERVED BY SOURCE WATER SYSTEM |                 |            |              |        |                        | 813           |                                 |              |
| VALLEY CITY                                    | 0200958         | BARNES     | NaSiF6       | ADJ    | 02/58                  | 7771          |                                 | 1.2          |
| TOTAL POPULATION SERVED BY SOURCE WATER SYSTEM |                 |            |              |        |                        | 7771          |                                 |              |
| VELVA  | 2500964         | MCHENRY    | Acid         | ADJ    | 03/63                  | 1116          |                                 | 1.2          |
| TOTAL POPULATION SERVED BY SOURCE WATER SYSTEM |                 |            |              |        |                        | 1116          |                                 |              |
| VENTURIA                                       | 2600968         | MCINTOSH   |              | NATL   |                        | 40            | 1.6                             |              |
| TOTAL POPULATION SERVED BY SOURCE WATER SYSTEM |                 |            |              |        |                        | 40            |                                 |              |
| VERONA   | 2300969         | LA MOURE   |              | NATL   |                        | 126           | 1.6                             |              |
| TOTAL POPULATION SERVED BY SOURCE WATER SYSTEM |                 |            |              |        |                        | 126           |                                 |              |
| WAHPETON                                       | 3900973         | RICHLAND   | NaF          | ADJ    | 02/75                  | 9065          |                                 | 1.2          |
| TOTAL POPULATION SERVED BY SOURCE WATER SYSTEM |                 |            |              |        |                        | 9065          |                                 |              |
| WALHALLA                                       | 3400980         | PEMBINA    | NaF          | ADJ    | 12/75                  | 1431          |                                 | 1.2          |
| TOTAL POPULATION SERVED BY SOURCE WATER SYSTEM |                 |            |              |        |                        | 1431          |                                 |              |
| WASHBURN                                       | 2800989         | MCLEAN     | Acid         | ADJ    | 12/69                  | 1766          |                                 | 1.2          |
| TOTAL POPULATION SERVED BY SOURCE WATER SYSTEM |                 |            |              |        |                        | 1766          |                                 |              |
| WATFORD CITY                                   | 2700990         | MCKENZIE   | Acid         | ADJ    | 06/68                  | 2114          |                                 | 1.2          |
| TOTAL POPULATION SERVED BY SOURCE WATER SYSTEM |                 |            |              |        |                        | 2114          |                                 |              |
| WEST FARGO                                     | 0900999         | CASS       | Acid         | ADJ    | 10/77                  | 10080         |                                 | 1.2          |
| TOTAL POPULATION SERVED BY SOURCE WATER SYSTEM |                 |            |              |        |                        | 10080         |                                 |              |

POPULATION SERVED FLUORIDATED DRINKING WATER BY SOURCE SYSTEM,  
 CONSECUTIVE SYSTEM, AND COUNTY WITHIN STATE (AS OF 12/31/85)

**NORTH DAKOTA**

| WATER SYSTEM and<br>CONSECUTIVE SYSTEMS SERVED           | EPA<br>ID          | COUNTY   | CHEM<br>USED | STATUS | FLUOR<br>START<br>DATE | POP<br>SERVED | NATURAL SYSTEMS<br>NAT<br>LEVEL | OPT 2<br>LEVEL |
|--|--------------------|----------|--------------|--------|------------------------|---------------|---------------------------------|----------------|
| <del>WHITESHIELD</del>                                   | <del>2801010</del> | MCLEAN   | NaF          | ADJ    | 04/80                  | 520           |                                 |                |
| TOTAL POPULATION SERVED BY SOURCE WATER SYSTEM - - - - - |                    |          |              |        |                        | 520           |                                 |                |
| WILLISTON  | 5301012            | WILLIAMS | NaSiF6       | ADJ    | 04/53                  | 14854         |                                 | 1.2            |
| WILLIAMS RURAL WS  | 5301079            | WILLIAMS |              | CONS   |                        | 1500          |                                 |                |
| TOTAL POPULATION SERVED BY SOURCE WATER SYSTEM - - - - - |                    |          |              |        |                        | 16354         |                                 |                |
| WISHEK   | 2601037            | MCINTOSH | Acid         | ADJ    | 04/70                  | 1342          |                                 | 1.2            |
| TOTAL POPULATION SERVED BY SOURCE WATER SYSTEM - - - - - |                    |          |              |        |                        | 1342          |                                 |                |
| WYDMERE  | 3901043            | RICHLAND | Acid         | ADJ    | 10/75                  | 549           |                                 | 1.2            |
| TOTAL POPULATION SERVED BY SOURCE WATER SYSTEM - - - - - |                    |          |              |        |                        | 549           |                                 |                |
| ZAP  | 2901054            | MERCER   | Acid         | ADJ    | 07/85                  | 512           |                                 | 1.2            |
| TOTAL POPULATION SERVED BY SOURCE WATER SYSTEM - - - - - |                    |          |              |        |                        | 512           |                                 |                |

POPULATION SERVED FLUORIDATED DRINKING WATER BY SOURCE SYSTEM,  
CONSECUTIVE SYSTEM, AND COUNTY WITHIN STATE (AS OF 12/31/85)

# OHIO

| WATER SYSTEM and<br>CONSECUTIVE SYSTEMS SERVED           | EPA<br>ID<br>NO | COUNTY    | CHEM<br>USED | STATUS | FLUOR<br>START<br>DATE | POP<br>SERVED | NATURAL SYSTEMS |              |
|--|-----------------|-----------|--------------|--------|------------------------|---------------|-----------------|--------------|
|  |                 |           |              |        |                        |               | NAT<br>LEVEL    | OPT<br>LEVEL |
| AI MOBILE HOME PARK                                      | 2601212         | FULTON    |              |        | NATL                   | 150           | 1.2             |              |
| TOTAL POPULATION SERVED BY SOURCE WATER SYSTEM - - - - - |                 |           |              |        |                        | 150           |                 |              |
| ADA  | 3300012         | HARDIN    |              |        | NATL                   | 5710          | 0.8             |              |
| PARKVIEW PARK MHP  | 3301403         | HARDIN    |              |        | CONS                   | 32            |                 |              |
| TOTAL POPULATION SERVED BY SOURCE WATER SYSTEM - - - - - |                 |           |              |        |                        | 5742          |                 |              |
| ADAMS CO WATER COMPANY                                   | 0100012         | ADAMS     | Acid         | ADJ    | 10/70                  | 6500          |                 | 1.0          |
| PEEBLES  | 0100203         | ADAMS     |              |        | CONS                   | 1850          |                 |              |
| SEAMAN   | 0100303         | ADAMS     |              |        | CONS                   | 1000          |                 |              |
| WEST UNION   | 0100503         | ADAMS     |              |        | CONS                   | 3500          |                 |              |
| WINCHESTER   | 0100603         | ADAMS     |              |        | CONS                   | 1000          |                 |              |
| TOTAL POPULATION SERVED BY SOURCE WATER SYSTEM - - - - - |                 |           |              |        |                        | 13850         |                 |              |
| ADAMS SCHOOLHOUSE APARTMENTS                             | 1400012         | CLINTON   |              |        | NATL                   | 32            | 1.0             |              |
| TOTAL POPULATION SERVED BY SOURCE WATER SYSTEM - - - - - |                 |           |              |        |                        | 32            |                 |              |
| AKRON  | 7700011         | SUMMIT    | Acid         | ADJ    | 11/69                  | 360000        |                 | 1.0          |
| SUMMIT CO-HUDSON TWP                                     | 7706203         | SUMMIT    |              |        | CONS                   | 1444          |                 |              |
| SUMMIT CO-STOW SERV AREA                                 | 7704503         | SUMMIT    |              |        | CONS                   | 25587         |                 |              |
| TALLMADGE  | 7704703         | SUMMIT    |              |        | CONS                   | 10000         |                 |              |
| TOTAL POPULATION SERVED BY SOURCE WATER SYSTEM - - - - - |                 |           |              |        |                        | 397031        |                 |              |
| ALGER  | 3300112         | HARDIN    |              |        | NATL                   | 1000          | 1.6             |              |
| TOTAL POPULATION SERVED BY SOURCE WATER SYSTEM - - - - - |                 |           |              |        |                        | 1000          |                 |              |
| ALLEN PARK MOBILE COURT                                  | 6204112         | OTTAWA    |              |        | NATL                   | 100           | 2.0             |              |
| TOTAL POPULATION SERVED BY SOURCE WATER SYSTEM - - - - - |                 |           |              |        |                        | 100           |                 |              |
| ALLIANCE   | 7600011         | STARK     | NaSiF6       | ADJ    | 09/71                  | 28000         |                 | 1.0          |
| TOTAL POPULATION SERVED BY SOURCE WATER SYSTEM - - - - - |                 |           |              |        |                        | 28000         |                 |              |
| ALLMAN SUBDIVISION                                       | 0600012         | AUGLAIZE  |              |        | NATL                   | 27            | 1.6             |              |
| TOTAL POPULATION SERVED BY SOURCE WATER SYSTEM - - - - - |                 |           |              |        |                        | 27            |                 |              |
| AMSTERDAM  | 4100112         | JEFFERSON |              |        | NATL                   | 900           | 1.1             |              |
| TOTAL POPULATION SERVED BY SOURCE WATER SYSTEM - - - - - |                 |           |              |        |                        | 900           |                 |              |

POPULATION SERVED FLUORIDATED DRINKING WATER BY SOURCE SYSTEM,  
CONSECUTIVE SYSTEM, AND COUNTY WITHIN STATE (AS OF 12/31/85)

**OHIO**

| WATER SYSTEM and<br>CONSECUTIVE SYSTEMS SERVED           | EPA<br>ID<br>NO | COUNTY    | CHEM<br>USED | STATUS | FLUOR<br>START<br>DATE | POP<br>SERVED | NATURAL SYSTEMS<br>NAT<br>LEVEL | OPT<br>LEVEL |
|--|-----------------|-----------|--------------|--------|------------------------|---------------|---------------------------------|--------------|
| ANDOVER  | 0400012         | ASHTABULA | NaF          | ADJ    | 09/84                  | 1200          |                                 | 1.0          |
| TOTAL POPULATION SERVED BY SOURCE WATER SYSTEM - - - - - |                 |           |              |        |                        | 1200          |                                 |              |
| ANNA   | 7500012         | SHELBY    |              | NATL   |                        | 1100          |                                 | 1.2          |
| TOTAL POPULATION SERVED BY SOURCE WATER SYSTEM - - - - - |                 |           |              |        |                        | 1100          |                                 |              |
| ANSONIA  | 1900012         | DARKE     |              | NATL   |                        | 1267          |                                 | 0.8          |
| TOTAL POPULATION SERVED BY SOURCE WATER SYSTEM - - - - - |                 |           |              |        |                        | 1267          |                                 |              |
| ANTIWERP   | 6300012         | PAULDING  |              | NATL   |                        | 2000          |                                 | 2.2          |
| TOTAL POPULATION SERVED BY SOURCE WATER SYSTEM - - - - - |                 |           |              |        |                        | 2000          |                                 |              |
| APOLLO MOBILE HOME PARK                                  | 7200012         | SANDUSKY  |              | NATL   |                        | 32            |                                 | 1.1          |
| TOTAL POPULATION SERVED BY SOURCE WATER SYSTEM - - - - - |                 |           |              |        |                        | 32            |                                 |              |
| ARCHBOLD   | 2600011         | FULTON    | Acid         | ADJ    | 05/84                  | 3317          |                                 | 1.0          |
| TOTAL POPULATION SERVED BY SOURCE WATER SYSTEM - - - - - |                 |           |              |        |                        | 3317          |                                 |              |
| ARLINGTON  | 3200012         | HANCOCK   |              | NATL   |                        | 1175          |                                 | 1.5          |
| TOTAL POPULATION SERVED BY SOURCE WATER SYSTEM - - - - - |                 |           |              |        |                        | 1175          |                                 |              |
| ARROWHEAD HILLS UTIL CO                                  | 7500112         | SHELBY    |              | NATL   |                        | 300           |                                 | 1.0          |
| TOTAL POPULATION SERVED BY SOURCE WATER SYSTEM - - - - - |                 |           |              |        |                        | 300           |                                 |              |
| ARROWHEAD PARK MOBILE HOME PK                            | 4800112         | LUCAS     |              | NATL   |                        | 240           |                                 | 1.8          |
| TOTAL POPULATION SERVED BY SOURCE WATER SYSTEM - - - - - |                 |           |              |        |                        | 240           |                                 |              |
| ASHLAND  | 0300112         | ASHLAND   | Acid         | ADJ    | 02/72                  | 20326         |                                 | 1.0          |
| TOTAL POPULATION SERVED BY SOURCE WATER SYSTEM - - - - - |                 |           |              |        |                        | 20326         |                                 |              |
| ATTICA   | 7400011         | SENECA    | Acid         | ADJ    | 04/85                  | 1000          |                                 | 1.0          |
| TOTAL POPULATION SERVED BY SOURCE WATER SYSTEM - - - - - |                 |           |              |        |                        | 1000          |                                 |              |
| AUGLAIZE CO-SOUTHMOOR SHRS                               | 0600112         | AUGLAIZE  |              | NATL   |                        | 216           |                                 | 1.6          |
| TOTAL POPULATION SERVED BY SOURCE WATER SYSTEM - - - - - |                 |           |              |        |                        | 216           |                                 |              |

POPULATION SERVED FLUORIDATED DRINKING WATER BY SOURCE SYSTEM,  
CONSECUTIVE SYSTEM, AND COUNTY WITHIN STATE (AS OF 12/31/85)

# OHIO

| WATER SYSTEM and<br>CONSECUTIVE SYSTEMS SERVED           | EPA<br>ID<br>NO | COUNTY    | CHEM<br>USED | STATUS | FLUOR<br>START<br>DATE | POP<br>SERVED | NATURAL SYSTEMS<br>NAT<br>LEVEL | OPT<br>LEVEL |
|--|-----------------|-----------|--------------|--------|------------------------|---------------|---------------------------------|--------------|
| AVON LAKE  | 4700311         | LORAIN    | NaSiF6       | ADJ    | 08/51                  | 14000         |                                 | 1.0          |
| AVON   | 4700203         | LORAIN    |              | CONS   |                        | 7216          |                                 |              |
| MEDINA CO-NORTHWEST                                      | 5201903         | LORAIN    |              | CONS   |                        | 3200          |                                 |              |
| RURAL LORAIN CO WIR AUTH                                 | 4701803         | LORAIN    |              | CONS   |                        | 21375         |                                 |              |
| SHEFFIELD  | 4701203         | LORAIN    |              | CONS   |                        | 1970          |                                 |              |
| SHEFFIELD LAKE   | 4701103         | LORAIN    |              | CONS   |                        | 10500         |                                 |              |
| TOTAL POPULATION SERVED BY SOURCE WATER SYSTEM - - - - - |                 |           |              |        |                        | 58261         |                                 |              |
| BALI HA-I MOBILE HOME PARK                               | 0201012         | ALLEN     |              | NATL   |                        | 120           |                                 | 1.7          |
| TOTAL POPULATION SERVED BY SOURCE WATER SYSTEM - - - - - |                 |           |              |        |                        | 120           |                                 |              |
| BALTIMORE  | 2300112         | FAIRFIELD |              | NATL   |                        | 3448          |                                 | 1.9          |
| THURSTON   | 2302903         | FAIRFIELD |              | CONS   |                        | 573           |                                 |              |
| TOTAL POPULATION SERVED BY SOURCE WATER SYSTEM - - - - - |                 |           |              |        |                        | 4021          |                                 |              |
| BANCROFT TRAILER COURT                                   | 4800212         | LUCAS     |              | NATL   |                        | 100           |                                 | 1.9          |
| TOTAL POPULATION SERVED BY SOURCE WATER SYSTEM - - - - - |                 |           |              |        |                        | 100           |                                 |              |
| BARBERTON  | 7700414         | SUMMIT    | NaSiF6       | ADJ    | 03/71                  | 29000         |                                 | 1.0          |
| TOTAL POPULATION SERVED BY SOURCE WATER SYSTEM - - - - - |                 |           |              |        |                        | 29000         |                                 |              |
| BARNESVILLE  | 0700011         | BELMONT   | Acid         | ADJ    | 06/75                  | 6500          |                                 | 1.0          |
| TOTAL POPULATION SERVED BY SOURCE WATER SYSTEM - - - - - |                 |           |              |        |                        | 6500          |                                 |              |
| BAYER MOBILE MANOR                                       | 8700112         | WOOD      |              | NATL   |                        | 185           |                                 | 1.2          |
| TOTAL POPULATION SERVED BY SOURCE WATER SYSTEM - - - - - |                 |           |              |        |                        | 185           |                                 |              |
| BAYVIEW WATER ASSOC                                      | 5402112         | MERCER    |              | NATL   |                        | 54            |                                 | 1.7          |
| TOTAL POPULATION SERVED BY SOURCE WATER SYSTEM - - - - - |                 |           |              |        |                        | 54            |                                 |              |
| BEACH CITY   | 7600212         | STARK     | NaF          | ADJ    | 02/85                  | 1500          |                                 | 1.0          |
| TOTAL POPULATION SERVED BY SOURCE WATER SYSTEM - - - - - |                 |           |              |        |                        | 1500          |                                 |              |
| BEAVERDAM  | 0200012         | ALLEN     |              | NATL   |                        | 550           |                                 | 1.3          |
| TOTAL POPULATION SERVED BY SOURCE WATER SYSTEM - - - - - |                 |           |              |        |                        | 550           |                                 |              |
| BEECHWOOD MOBILE HOME PARK                               | 5000212         | MAHONING  |              | NATL   |                        | 150           |                                 | 1.7          |
| TOTAL POPULATION SERVED BY SOURCE WATER SYSTEM - - - - - |                 |           |              |        |                        | 150           |                                 |              |



POPULATION SERVED FLUORIDATED DRINKING WATER BY SOURCE SYSTEM,  
CONSECUTIVE SYSTEM, AND COUNTY WITHIN STATE (AS OF 12/31/85)

**OHIO**

| WATER SYSTEM and<br>CONSECUTIVE SYSTEMS SERVED           | EPA<br>ID<br>NO | COUNTY     | CHEM<br>USED | STATUS | FLUOR<br>START<br>DATE | POP<br>SERVED | NATURAL SYSTEMS<br>NAT<br>LEVEL | OPT<br>LEVEL |
|--|-----------------|------------|--------------|--------|------------------------|---------------|---------------------------------|--------------|
| BELLAIRE   | 0700114         | BELMONT    | Acid         | ADJ    | 07/72                  | 8100          |                                 | 1.0          |
| TOTAL POPULATION SERVED BY SOURCE WATER SYSTEM - - - - - |                 |            |              |        |                        | 8100          |                                 |              |
| BELLE CENTER   | 4600012         | LOGAN      |              | NATL   |                        | 960           |                                 | 1.1          |
| TOTAL POPULATION SERVED BY SOURCE WATER SYSTEM - - - - - |                 |            |              |        |                        | 960           |                                 |              |
| BELMONT CO SAN DIST 3                                    | 0700412         | BELMONT    | Acid         | ADJ    | 02/78                  | 18795         |                                 | 1.0          |
| BELLVIEW HGTS IMPV ASSOC                                 | 0700203         | BELMONT    |              | CONS   |                        | 150           |                                 |              |
| MORRISTOWN   | 0701303         | BELMONT    |              | CONS   |                        | 434           |                                 |              |
| NEW ATHENS   | 3401103         | HARRISON   |              | CONS   |                        | 550           |                                 |              |
| TOTAL POPULATION SERVED BY SOURCE WATER SYSTEM - - - - - |                 |            |              |        |                        | 19929         |                                 |              |
| BELPRE   | 8400012         | WASHINGTON | Acid         | ADJ    | 12/66                  | 8500          |                                 | 1.0          |
| TOTAL POPULATION SERVED BY SOURCE WATER SYSTEM - - - - - |                 |            |              |        |                        | 8500          |                                 |              |
| BEREA  | 1800111         | CUYAHOGA   | Acid         | ADJ    | 11/56                  | 19500         |                                 | 1.0          |
| TOTAL POPULATION SERVED BY SOURCE WATER SYSTEM - - - - - |                 |            |              |        |                        | 19500         |                                 |              |
| BETHEL   | 1300116         | CLERMONT   | Acid         | ADJ    | /84                    | 3000          |                                 | 1.0          |
| TOTAL POPULATION SERVED BY SOURCE WATER SYSTEM - - - - - |                 |            |              |        |                        | 3000          |                                 |              |
| BETTYSVILLE  | 7400112         | SENECA     |              | NATL   |                        | 775           |                                 | 1.6          |
| TOTAL POPULATION SERVED BY SOURCE WATER SYSTEM - - - - - |                 |            |              |        |                        | 775           |                                 |              |
| BLOOMDALE  | 8700212         | WOOD       |              | NATL   |                        | 744           |                                 | 1.7          |
| TOTAL POPULATION SERVED BY SOURCE WATER SYSTEM - - - - - |                 |            |              |        |                        | 744           |                                 |              |
| BLOOMINGBURG   | 2400012         | FAYETTE    |              | NATL   |                        | 938           |                                 | 1.6          |
| TOTAL POPULATION SERVED BY SOURCE WATER SYSTEM - - - - - |                 |            |              |        |                        | 938           |                                 |              |
| BLOOMVILLE   | 7400212         | SENECA     |              | NATL   |                        | 990           |                                 | 1.1          |
| TOTAL POPULATION SERVED BY SOURCE WATER SYSTEM - - - - - |                 |            |              |        |                        | 990           |                                 |              |
| BLUFFTON   | 0200112         | ALLEN      |              | NATL   |                        | 3308          |                                 | 1.1          |
| TOTAL POPULATION SERVED BY SOURCE WATER SYSTEM - - - - - |                 |            |              |        |                        | 3308          |                                 |              |

POPULATION SERVED FLUORIDATED DRINKING WATER BY SOURCE SYSTEM,  
CONSECUTIVE SYSTEM, AND COUNTY WITHIN STATE (AS OF 12/31/85)

# OHIO

| WATER SYSTEM and<br>CONSECUTIVE SYSTEMS SERVED           | EPA<br>ID<br>NO | COUNTY   | CHEM<br>USED | STATUS | FLUOR<br>START<br>DATE | POP<br>SERVED | NATURAL SYSTEMS |              |
|--|-----------------|----------|--------------|--------|------------------------|---------------|-----------------|--------------|
|  |                 |          |              |        |                        |               | NAT<br>LEVEL    | OPT<br>LEVEL |
| BOTKINS  | 7500212         | SHELBY   |              |        | NATL                   | 1500          | 1.4             |              |
| TOTAL POPULATION SERVED BY SOURCE WATER SYSTEM - - - - - |                 |          |              |        |                        | 1500          |                 |              |
| BOWER TILING MOBILE HOME PARK                            | 7200112         | SANDUSKY |              |        | NATL                   | 43            | 0.8             |              |
| TOTAL POPULATION SERVED BY SOURCE WATER SYSTEM - - - - - |                 |          |              |        |                        | 43            |                 |              |
| BOWERS MILLSTREAM TERRACE                                | 3200912         | HANCOCK  |              |        | NATL                   | 28            | 1.7             |              |
| TOTAL POPULATION SERVED BY SOURCE WATER SYSTEM - - - - - |                 |          |              |        |                        | 28            |                 |              |
| BOWERSVILLE  | 2900212         | GREENE   |              |        | NATL                   | 345           | 2.4             |              |
| TOTAL POPULATION SERVED BY SOURCE WATER SYSTEM - - - - - |                 |          |              |        |                        | 345           |                 |              |
| BOWLING GREEN  | 8700311         | WOOD     | Acid         | ADJ    | 11/61                  | 28200         |                 | 1.0          |
| TONTOGANY  | 8702503         | WOOD     |              | CONS   |                        | 400           |                 |              |
| TOTAL POPULATION SERVED BY SOURCE WATER SYSTEM - - - - - |                 |          |              |        |                        | 28600         |                 |              |
| BRIARFIELD NURSING INC                                   | 4800712         | LUCAS    |              |        | NATL                   | 160           | 1.5             |              |
| TOTAL POPULATION SERVED BY SOURCE WATER SYSTEM - - - - - |                 |          |              |        |                        | 160           |                 |              |
| BRIDGEPORT   | 0700612         | BELMONT  | Acid         | ADJ    | 02/78                  | 3534          |                 | 1.0          |
| BELMONT CO SAN DIST 1                                    | 0701803         | BELMONT  |              | CONS   |                        | 4400          |                 |              |
| CLIFDEN  | 0700703         | BELMONT  |              | CONS   |                        | 300           |                 |              |
| TOTAL POPULATION SERVED BY SOURCE WATER SYSTEM - - - - - |                 |          |              |        |                        | 8234          |                 |              |
| BROOK PARK ESTATES MHP                                   | 7401312         | SENECA   |              |        | NATL                   | 100           | 1.7             |              |
| TOTAL POPULATION SERVED BY SOURCE WATER SYSTEM - - - - - |                 |          |              |        |                        | 100           |                 |              |
| BROOKWOOD MHP  | 1200212         | ALLEN    |              |        | NATL                   | 200           | 1.0             |              |
| TOTAL POPULATION SERVED BY SOURCE WATER SYSTEM - - - - - |                 |          |              |        |                        | 200           |                 |              |
| BRYAN  | 8600012         | WILLIAMS |              |        | NATL                   | 8100          | 1.1             |              |
| TOTAL POPULATION SERVED BY SOURCE WATER SYSTEM - - - - - |                 |          |              |        |                        | 8100          |                 |              |
| BUCKEYE LAKE ESTATES MHP                                 | 4500012         | LICKING  |              |        | NATL                   | 450           | 1.2             |              |
| TOTAL POPULATION SERVED BY SOURCE WATER SYSTEM - - - - - |                 |          |              |        |                        | 450           |                 |              |

POPULATION SERVED FLUORIDATED DRINKING WATER BY SOURCE SYSTEM,  
CONSECUTIVE SYSTEM, AND COUNTY WITHIN STATE (AS OF 12/31/85)

**OHIO**

| WATER SYSTEM and<br>CONSECUTIVE SYSTEMS SERVED           | EPA<br>ID<br>NO | COUNTY   | CHEM<br>USED | STATUS | FLUOR<br>START<br>DATE | POP<br>SERVED | NATURAL SYSTEMS |              |
|--|-----------------|----------|--------------|--------|------------------------|---------------|-----------------|--------------|
|  |                 |          |              |        |                        |               | NAT<br>LEVEL    | OPT<br>LEVEL |
| BUCKEYE LAKE PARK CO                                     | 4500112         | LICKING  |              |        | NATL                   | 200           | 0.9             |              |
| TOTAL POPULATION SERVED BY SOURCE WATER SYSTEM - - - - - |                 |          |              |        |                        | 200           |                 |              |
| BUCKLEY WOODS MHP  | 6500112         | PICKAWAY |              |        | NATL                   | 40            | 1.5             |              |
| TOTAL POPULATION SERVED BY SOURCE WATER SYSTEM - - - - - |                 |          |              |        |                        | 40            |                 |              |
| BUCYRUS  | 1700011         | CRAWFORD | Acid         | ADJ    | 07/73                  | 13410         |                 | 1.0          |
| TOTAL POPULATION SERVED BY SOURCE WATER SYSTEM - - - - - |                 |          |              |        |                        | 13410         |                 |              |
| BUFFTON  | 0200112         | ALLEN    |              |        | NATL                   | 3308          | 1.0             |              |
| TOTAL POPULATION SERVED BY SOURCE WATER SYSTEM - - - - - |                 |          |              |        |                        | 3308          |                 |              |
| BYWAY MOBILE HOME PARK                                   | 2500212         | FRANKLIN |              |        | NATL                   | 130           | 1.0             |              |
| TOTAL POPULATION SERVED BY SOURCE WATER SYSTEM - - - - - |                 |          |              |        |                        | 130           |                 |              |
| CADIZ  | 3400214         | HARRISON | Acid         | ADJ    | 06/75                  | 4000          |                 | 1.0          |
| UNIONVALE/KENWOOD WA                                     | 3401503         | HARRISON |              | CONS   |                        | 195           |                 |              |
| TOTAL POPULATION SERVED BY SOURCE WATER SYSTEM - - - - - |                 |          |              |        |                        | 4195          |                 |              |
| CAMBRIDGE  | 3000111         | GUERNSEY | Acid         | ADJ    | 11/70                  | 19000         |                 | 1.0          |
| GUERNSEY CO SAN DIST 6                                   | 3000603         | GUERNSEY |              | CONS   |                        | 5400          |                 |              |
| WESTERN GUERNSEY SERV CO                                 | 3001103         | GUERNSEY |              | CONS   |                        | 1800          |                 |              |
| TOTAL POPULATION SERVED BY SOURCE WATER SYSTEM - - - - - |                 |          |              |        |                        | 26200         |                 |              |
| CAMPBELL   | 5000411         | MAHONING | Acid         | ADJ    | 01/74                  | 11615         |                 | 1.0          |
| TOTAL POPULATION SERVED BY SOURCE WATER SYSTEM - - - - - |                 |          |              |        |                        | 11615         |                 |              |
| CANAAN   | 4900112         | MADISON  |              |        | NATL                   | 600           | 1.4             |              |
| TOTAL POPULATION SERVED BY SOURCE WATER SYSTEM - - - - - |                 |          |              |        |                        | 600           |                 |              |
| CANAL WINCHESTER   | 2500312         | FRANKLIN | Acid         | ADJ    | 02/81                  | 3000          |                 | 1.0          |
| TOTAL POPULATION SERVED BY SOURCE WATER SYSTEM - - - - - |                 |          |              |        |                        | 3000          |                 |              |
| CANTON NE  | 7601012         | STARK    | Acid         | ADJ    | 03/84                  | 40920         |                 | 1.0          |
| EAST CANTON  | 7601503         | STARK    |              | CONS   |                        | 1720          |                 |              |
| TOTAL POPULATION SERVED BY SOURCE WATER SYSTEM - - - - - |                 |          |              |        |                        | 42640         |                 |              |

POPULATION SERVED FLUORIDATED DRINKING WATER BY SOURCE SYSTEM,  
CONSECUTIVE SYSTEM, AND COUNTY WITHIN STATE (AS OF 12/31/85)

# OHIO

| WATER SYSTEM and<br>CONSECUTIVE SYSTEMS SERVED           | EPA<br>ID<br>NO | COUNTY     | CHEM<br>USED | STATUS | FLUOR<br>START<br>DATE | POP<br>SERVED | NATURAL SYSTEMS<br>NAT OPT<br>LEVEL LEVEL |
|--|-----------------|------------|--------------|--------|------------------------|---------------|---|
| CANTON NW  | 7601022         | STARK      | Acid         | ADJ    | 03/84                  | 27720         | 1.0                                       |
| TOTAL POPULATION SERVED BY SOURCE WATER SYSTEM - - - - - |                 |            |              |        |                        | 27720         |   |
| CANTON SUGARCREEK  | 7601032         | STARK      | Acid         | ADJ    | 03/84                  | 63360         | 1.0                                       |
| TOTAL POPULATION SERVED BY SOURCE WATER SYSTEM - - - - - |                 |            |              |        |                        | 63360         |   |
| CARDINGTON   | 5900112         | MORROW     |              | NATL   |                        | 1665          | 1.3                                       |
| TOTAL POPULATION SERVED BY SOURCE WATER SYSTEM - - - - - |                 |            |              |        |                        | 1665          |   |
| CARROLL  | 2300312         | FAIRFIELD  |              | NATL   |                        | 800           | 1.4                                       |
| TOTAL POPULATION SERVED BY SOURCE WATER SYSTEM - - - - - |                 |            |              |        |                        | 800           |   |
| CARROLLTON   | 1000012         | CARROLL    | Acid         | ADJ    | 09/74                  | 3100          | 1.0                                       |
| TOTAL POPULATION SERVED BY SOURCE WATER SYSTEM - - - - - |                 |            |              |        |                        | 3100          |   |
| CATALPA GROVE MHP  | 5700512         | MONTGOMERY |              | NATL   |                        | 90            | 1.1                                       |
| TOTAL POPULATION SERVED BY SOURCE WATER SYSTEM - - - - - |                 |            |              |        |                        | 90            |   |
| CATALPA GROVE MHP  | 7201412         | SANDUSKY   |              | NATL   |                        | 27            | 1.2                                       |
| TOTAL POPULATION SERVED BY SOURCE WATER SYSTEM - - - - - |                 |            |              |        |                        | 27            |   |
| CEDARVILLE   | 2900311         | GREENE     | Acid         | ADJ    | 09/81                  | 2800          | 1.0                                       |
| TOTAL POPULATION SERVED BY SOURCE WATER SYSTEM - - - - - |                 |            |              |        |                        | 2800          |   |
| CENTERBURG   | 4200012         | KNOX       |              | NATL   |                        | 1260          | 1.6                                       |
| TOTAL POPULATION SERVED BY SOURCE WATER SYSTEM - - - - - |                 |            |              |        |                        | 1260          |   |
| CHARDON  | 2800412         | GEALGA     | Acid         | ADJ    | 04/84                  | 4200          | 1.0                                       |
| TOTAL POPULATION SERVED BY SOURCE WATER SYSTEM - - - - - |                 |            |              |        |                        | 4200          |   |
| CHATEAU ESTATES MHP                                      | 1200412         | CLARK      |              | NATL   |                        | 475           | 1.3                                       |
| TOTAL POPULATION SERVED BY SOURCE WATER SYSTEM - - - - - |                 |            |              |        |                        | 475           |   |
| CHERRY KNOLL MHP   | 7201512         | SANDUSKY   |              | NATL   |                        | 85            | 1.5                                       |
| TOTAL POPULATION SERVED BY SOURCE WATER SYSTEM - - - - - |                 |            |              |        |                        | 85            |   |

POPULATION SERVED FLUORIDATED DRINKING WATER BY SOURCE SYSTEM,  
CONSECUTIVE SYSTEM, AND COUNTY WITHIN STATE (AS OF 12/31/85)

# OHIO

| WATER SYSTEM and<br>CONSECUTIVE SYSTEMS SERVED           | EPA<br>ID<br>NO | COUNTY    | CHEM<br>USED | STATUS | FLUOR<br>START<br>DATE | POP<br>SERVED | NATURAL SYSTEMS |              |
|--|-----------------|-----------|--------------|--------|------------------------|---------------|-----------------|--------------|
|  |                 |           |              |        |                        |               | NAT<br>LEVEL    | OPT<br>LEVEL |
| CHILLICOTHE  | 7100112         | ROSS      | Acid         | ADJ    | 12/69                  | 23384         |                 | 1.0          |
| TOTAL POPULATION SERVED BY SOURCE WATER SYSTEM - - - - - |                 |           |              |        |                        | 23384         |                 |              |
| CHOCTAW UTILITIES INC                                    | 4900212         | MADISON   |              | NATL   |                        | 1125          |                 | 1.3          |
| TOTAL POPULATION SERVED BY SOURCE WATER SYSTEM - - - - - |                 |           |              |        |                        | 1125          |                 |              |
| CHRISTIANBURG  | 1100112         | CHAMPAIGN |              | NATL   |                        | 700           |                 | 1.1          |
| TOTAL POPULATION SERVED BY SOURCE WATER SYSTEM - - - - - |                 |           |              |        |                        | 700           |                 |              |
| CHRISTOPHER N'ABROOK MHP                                 | 7501012         | SHELBY    |              | NATL   |                        | 70            |                 | 1.0          |
| TOTAL POPULATION SERVED BY SOURCE WATER SYSTEM - - - - - |                 |           |              |        |                        | 70            |                 |              |
| CINCINNATI-BOLTON  | 3100422         | HAMILTON  | Acid         | ADJ    | 01/79                  | 83000         |                 | 1.0          |
| NORWOOD  | 3101703         | HAMILTON  |              | CONS   |                        | 26000         |                 |              |
| TOTAL POPULATION SERVED BY SOURCE WATER SYSTEM - - - - - |                 |           |              |        |                        | 109000        |                 |              |
| CINCINNATI-CALIFORNIA                                    | 3100411         | HAMILTON  | Acid         | ADJ    | 01/79                  | 680000        |                 | 1.0          |
| ARLINGTON HEIGHTS  | 3100203         | HAMILTON  |              | CONS   |                        | 1100          |                 |              |
| BUTLER CO-PORT UNION                                     | 0903403         | BUTLER    |              | CONS   |                        | 400           |                 |              |
| WARREN CO-SOCIALVILLE                                    | 8302103         | WARREN    |              | CONS   |                        | 930           |                 |              |
| TOTAL POPULATION SERVED BY SOURCE WATER SYSTEM - - - - - |                 |           |              |        |                        | 682430        |                 |              |
| CIRCLEVILLE  | 6500412         | PICKAWAY  | Acid         | ADJ    | 11/72                  | 11700         |                 | 1.0          |
| TOTAL POPULATION SERVED BY SOURCE WATER SYSTEM - - - - - |                 |           |              |        |                        | 11700         |                 |              |
| CLARK CO NORTHBRIDGE SWD 1                               | 1201003         | CLARK     | Acid         | ADJ    | 02/79                  | 7944          |                 | 1.0          |
| TOTAL POPULATION SERVED BY SOURCE WATER SYSTEM - - - - - |                 |           |              |        |                        | 7944          |                 |              |
| CLARK CO-PARK LAYNE                                      | 1201112         | CLARK     | Acid         | ADJ    | 10/82                  | 6220          |                 | 1.0          |
| TOTAL POPULATION SERVED BY SOURCE WATER SYSTEM - - - - - |                 |           |              |        |                        | 6220          |                 |              |
| CLARKSBURG   | 7100212         | ROSS      |              | NATL   |                        | 485           |                 | 2.2          |
| TOTAL POPULATION SERVED BY SOURCE WATER SYSTEM - - - - - |                 |           |              |        |                        | 485           |                 |              |
| CLERMONT CO MGS SUB DIST                                 | 1300312         | CLERMONT  | Acid         | ADJ    | 04/76                  | 28600         |                 | 1.0          |
| TOTAL POPULATION SERVED BY SOURCE WATER SYSTEM - - - - - |                 |           |              |        |                        | 28600         |                 |              |

POPULATION SERVED FLUORIDATED DRINKING WATER BY SOURCE SYSTEM,  
CONSECUTIVE SYSTEM, AND COUNTY WITHIN STATE (AS OF 12/31/85)

# OHIO

| WATER SYSTEM and<br>CONSECUTIVE SYSTEMS SERVED           | EPA<br>ID<br>NO | COUNTY   | CHEM<br>USED | STATUS | FLUOR<br>START<br>DATE | POP<br>SERVED | NATURAL SYSTEMS<br>NAT OPT<br>LEVEL LEVEL |
|--|-----------------|----------|--------------|--------|------------------------|---------------|---|
| CLERMONT CO PUB SUB DIST                                 | 1300412         | CLERMONT | Acid         | ADJ    | 04/76                  | 44000         | 1.0                                       |
| TOTAL POPULATION SERVED BY SOURCE WATER SYSTEM - - - - - |                 |          |              |        |                        | 44000         |   |
| CLEVELAND-BALDWIN  | 1800311         | CUYAHOGA | NaSiF6       | ADJ    | 07/56                  | 488000        | 1.0                                       |
| BEDFORD  | 1800003         | CUYAHOGA |              | CONS   |                        | 15003         |   |
| CLEVELAND HEIGHTS  | 1800403         | CUYAHOGA |              | CONS   |                        | 56500         |   |
| EAST CLEVELAND   | 1800503         | CUYAHOGA |              | CONS   |                        | 37000         |   |
| LAKEWOOD   | 1801003         | CUYAHOGA |              | CONS   |                        | 68000         |   |
| TOTAL POPULATION SERVED BY SOURCE WATER SYSTEM - - - - - |                 |          |              |        |                        | 664503        |   |
| CLEVELAND-CROWN  | 1800321         | CUYAHOGA | NaSiF6       | ADJ    | 07/56                  | 180000        | 1.0                                       |
| TOTAL POPULATION SERVED BY SOURCE WATER SYSTEM - - - - - |                 |          |              |        |                        | 180000        |   |
| CLEVELAND-DIVISION                                       | 1800331         | CUYAHOGA | NaSiF6       | ADJ    | 07/56                  | 270000        | 1.0                                       |
| TOTAL POPULATION SERVED BY SOURCE WATER SYSTEM - - - - - |                 |          |              |        |                        | 270000        |   |
| CLEVELAND-NOTTINGHAM                                     | 1800341         | CUYAHOGA | NaSiF6       | ADJ    | 07/56                  | 370000        | 1.0                                       |
| TOTAL POPULATION SERVED BY SOURCE WATER SYSTEM - - - - - |                 |          |              |        |                        | 370000        |   |
| CLUB ISLAND ASSN INC                                     | 5402012         | MERCER   |              | NATL   |                        | 200           | 1.4                                       |
| TOTAL POPULATION SERVED BY SOURCE WATER SYSTEM - - - - - |                 |          |              |        |                        | 200           |   |
| CLYDE  | 7200211         | SANDUSKY | Acid         | ADJ    | 12/73                  | 5900          | 1.0                                       |
| TOTAL POPULATION SERVED BY SOURCE WATER SYSTEM - - - - - |                 |          |              |        |                        | 5900          |   |
| COBLE VILLAGE MOBILE PARK                                | 3900112         | HURON    |              | NATL   |                        | 115           | 0.8                                       |
| TOTAL POPULATION SERVED BY SOURCE WATER SYSTEM - - - - - |                 |          |              |        |                        | 115           |   |
| COLDWATER  | 5400112         | MERCER   |              | NATL   |                        | 4220          | 1.4                                       |
| TOTAL POPULATION SERVED BY SOURCE WATER SYSTEM - - - - - |                 |          |              |        |                        | 4220          |   |
| COLONIAL MOBILE ESTATES                                  | 4601812         | LOGAN    |              | NATL   |                        | 60            | 1.1                                       |
| TOTAL POPULATION SERVED BY SOURCE WATER SYSTEM - - - - - |                 |          |              |        |                        | 60            |   |
| COLONIAL VILLA EST MHP                                   | 5000612         | MAHONING |              | NATL   |                        | 510           | 1.0                                       |
| TOTAL POPULATION SERVED BY SOURCE WATER SYSTEM - - - - - |                 |          |              |        |                        | 510           |   |

POPULATION SERVED FLUORIDATED DRINKING WATER BY SOURCE SYSTEM,  
CONSECUTIVE SYSTEM, AND COUNTY WITHIN STATE (AS OF 12/31/85)

# OHIO

| WATER SYSTEM and<br>CONSECUTIVE SYSTEMS SERVED                           | EPA<br>ID<br>NO                          | COUNTY                                       | CHEM<br>USED | STATUS | FLUOR<br>START<br>DATE            | POP<br>SERVED                     | NATURAL SYSTEMS |              |
|--|--|--|--------------|--------|-----------------------------------|-----------------------------------|-----------------|--------------|
|  |  |  |              |        |                                   |                                   | NAT<br>LEVEL    | OPT<br>LEVEL |
| COLONY PARK MHP  | 0200312                                  | ALLEN  |              |        | NATL                              | 225                               | 1.1             |              |
| TOTAL POPULATION SERVED BY SOURCE WATER SYSTEM - - - - -                 |  |  |              |        |                                   | 225                               |                 |              |
| COLUMBIANA   | 1500312                                  | COLUMBIANA                                   | Acid         |        | ADJ 12/73                         | 4987                              |                 | 1.0          |
| TOTAL POPULATION SERVED BY SOURCE WATER SYSTEM - - - - -                 |  |  |              |        |                                   | 4987                              |                 |              |
| COLUMBUS GROVE   | 6900112                                  | PUTNAM                                       |              |        | NATL                              | 2312                              | 1.0             |              |
| TOTAL POPULATION SERVED BY SOURCE WATER SYSTEM - - - - -                 |  |  |              |        |                                   | 2312                              |                 |              |
| COLUMBUS-DUBLIN ROAD<br>BEXLEY   | 2500411<br>2500103                       | FRANKLIN<br>FRANKLIN                         | Acid         |        | ADJ 01/73<br>CONS                 | 252942<br>13398                   |                 | 1.0          |
| TOTAL POPULATION SERVED BY SOURCE WATER SYSTEM - - - - -                 |  |  |              |        |                                   | 266340                            |                 |              |
| COLUMBUS-MORSE ROAD<br>FRANKLIN CO SAN DIST 4<br>GAHANNA<br>REYNOLDSBURG | 2500421<br>2501003<br>2501303<br>2503203 | FRANKLIN<br>FRANKLIN<br>FRANKLIN<br>FRANKLIN | Acid         |        | ADJ 01/73<br>CONS<br>CONS<br>CONS | 539836<br>11200<br>20000<br>22000 |                 | 1.0          |
| TOTAL POPULATION SERVED BY SOURCE WATER SYSTEM - - - - -                 |  |  |              |        |                                   | 593036                            |                 |              |
| COLUMBUS-PARSONS   | 2500442                                  | FRANKLIN                                     | Acid         |        | ADJ 01/84                         | 56020                             |                 | 1.0          |
| TOTAL POPULATION SERVED BY SOURCE WATER SYSTEM - - - - -                 |  |  |              |        |                                   | 56020                             |                 |              |
| COMMUNITY GARDENS MHP  | 2500512                                  | FRANKLIN                                     |              |        | NATL                              | 116                               | 0.9             |              |
| TOTAL POPULATION SERVED BY SOURCE WATER SYSTEM - - - - -                 |  |  |              |        |                                   | 116                               |                 |              |
| CONNEAUT   | 0400411                                  | ASHTABULA                                    | Acid         |        | ADJ 11/76                         | 13500                             |                 | 1.0          |
| TOTAL POPULATION SERVED BY SOURCE WATER SYSTEM - - - - -                 |  |  |              |        |                                   | 13500                             |                 |              |
| CONRAD'S MHP   | 8100012                                  | VAN WERT                                     |              |        | NATL                              | 174                               | 1.1             |              |
| TOTAL POPULATION SERVED BY SOURCE WATER SYSTEM - - - - -                 |  |  |              |        |                                   | 174                               |                 |              |
| CONTINENTAL  | 6900212                                  | PUTNAM                                       |              |        | NATL                              | 1197                              | 2.1             |              |
| TOTAL POPULATION SERVED BY SOURCE WATER SYSTEM - - - - -                 |  |  |              |        |                                   | 1197                              |                 |              |
| CONVOY   | 8100112                                  | VAN WERT                                     |              |        | NATL                              | 1140                              | 1.1             |              |
| TOTAL POPULATION SERVED BY SOURCE WATER SYSTEM - - - - -                 |  |  |              |        |                                   | 1140                              |                 |              |

POPULATION SERVED FLUORIDATED DRINKING WATER BY SOURCE SYSTEM,  
CONSECUTIVE SYSTEM, AND COUNTY WITHIN STATE (AS OF 12/31/85)

OHIO

| WATER SYSTEM and<br>CONSECUTIVE SYSTEMS SERVED           | EPA<br>ID<br>NO | COUNTY    | CHEM<br>USED | STATUS | FLUOR<br>START<br>DATE | POP<br>SERVED | NATURAL SYSTEMS<br>NAT OPT<br>LEVEL LEVEL |
|--|-----------------|-----------|--------------|--------|------------------------|---------------|---|
| CORDLES MHP  | 4900312         | MADISON   |              |        | NATL                   | 60            | 2.0                                       |
| TOTAL POPULATION SERVED BY SOURCE WATER SYSTEM - - - - - |                 |           |              |        |                        | 60            |   |
| CORTLAND   | 7800512         | TRUMBULL  | Acid         | ADJ    | 05/83                  | 5040          | 1.0                                       |
| TOTAL POPULATION SERVED BY SOURCE WATER SYSTEM - - - - - |                 |           |              |        |                        | 5040          |   |
| COSHOCION  | 1600012         | COSHOCION | NaSiF6       | ADJ    | 10/74                  | 15000         | 1.0                                       |
| TOTAL POPULATION SERVED BY SOURCE WATER SYSTEM - - - - - |                 |           |              |        |                        | 15000         |   |
| COUNTRY ACRES GOLF CLUB                                  | 6901412         | PUTNAM    |              |        | NATL                   | 37            | 1.3                                       |
| TOTAL POPULATION SERVED BY SOURCE WATER SYSTEM - - - - - |                 |           |              |        |                        | 37            |   |
| COUNTRY HAVEN MHP  | 1201412         | CLARK     |              |        | NATL                   | 200           | 1.6                                       |
| TOTAL POPULATION SERVED BY SOURCE WATER SYSTEM - - - - - |                 |           |              |        |                        | 200           |   |
| COUNTRY MANOR EST MHP                                    | 6900312         | PUTNAM    |              |        | NATL                   | 28            | 1.0                                       |
| TOTAL POPULATION SERVED BY SOURCE WATER SYSTEM - - - - - |                 |           |              |        |                        | 28            |   |
| COUNTRY MEADOWS CONDO                                    | 5500012         | MIAMI     |              |        | NATL                   | 50            | 1.2                                       |
| TOTAL POPULATION SERVED BY SOURCE WATER SYSTEM - - - - - |                 |           |              |        |                        | 50            |   |
| COUNTRY SIDE MHP   | 2500612         | FRANKLIN  |              |        | NATL                   | 225           | 1.4                                       |
| TOTAL POPULATION SERVED BY SOURCE WATER SYSTEM - - - - - |                 |           |              |        |                        | 225           |   |
| COUNTRY WOOD ESTATES MHP                                 | 7100512         | ROSS      |              |        | NATL                   | 72            | 1.2                                       |
| TOTAL POPULATION SERVED BY SOURCE WATER SYSTEM - - - - - |                 |           |              |        |                        | 72            |   |
| CRABAPPLE-JOE DUDEK COAL                                 | 0700812         | BELMONT   |              |        | NATL                   | 33            | 0.9                                       |
| TOTAL POPULATION SERVED BY SOURCE WATER SYSTEM - - - - - |                 |           |              |        |                        | 33            |   |
| CRIDERSVILLE   | 0600212         | AUGLAIZE  |              |        | NATL                   | 2200          | 1.5                                       |
| TOTAL POPULATION SERVED BY SOURCE WATER SYSTEM - - - - - |                 |           |              |        |                        | 2200          |   |
| CROOKSVILLE  | 6400111         | PERRY     | Acid         | ADJ    | 06/85                  | 3000          | 1.0                                       |
| TOTAL POPULATION SERVED BY SOURCE WATER SYSTEM - - - - - |                 |           |              |        |                        | 3000          |   |



POPULATION SERVED FLUORIDATED DRINKING WATER BY SOURCE SYSTEM,  
CONSECUTIVE SYSTEM, AND COUNTY WITHIN STATE (AS OF 12/31/85)

# OHIO

| WATER SYSTEM and<br>CONSECUTIVE SYSTEMS SERVED           | EPA<br>ID<br>NO | COUNTY     | CHEM<br>USED | STATUS | FLUOR<br>START<br>DATE | POP<br>SERVED | NATURAL SYSTEMS<br>NAT OPT<br>LEVEL LEVEL |
|--|-----------------|------------|--------------|--------|------------------------|---------------|---|
| CROWN VILLAGE MHP  | 5700612         | MONTGOMERY |              |        | NATL                   | 345           | 0.8                                       |
| TOTAL POPULATION SERVED BY SOURCE WATER SYSTEM - - - - - |                 |            |              |        |                        | 345           |   |
| CUYAHOGA FALLS   | 7701012         | SUMMIT     | Acid         | ADJ    | 01/84                  | 55000         | 1.0                                       |
| MUNROE FALLS   | 7702703         | SUMMIT     |              | CONS   |                        | 4731          |   |
| SILVER LAKE  | 7704303         | SUMMIT     |              | CONS   |                        | 2856          |   |
| TOTAL POPULATION SERVED BY SOURCE WATER SYSTEM - - - - - |                 |            |              |        |                        | 62587         |   |
| DARBY CREST WATER ASSN                                   | 4900412         | MADISON    |              |        | NATL                   | 168           | 1.0                                       |
| TOTAL POPULATION SERVED BY SOURCE WATER SYSTEM - - - - - |                 |            |              |        |                        | 168           |   |
| DAYTON-MIAMI   | 5700712         | MONTGOMERY | Acid         | ADJ    | 03/77                  | 88500         | 1.0                                       |
| VANDALIA   | 5702603         | MONTGOMERY |              | CONS   |                        | 15000         |   |
| TOTAL POPULATION SERVED BY SOURCE WATER SYSTEM - - - - - |                 |            |              |        |                        | 103500        |   |
| DAYTON-OTTAWA  | 5700722         | MONTGOMERY | Acid         | ADJ    | 03/77                  | 216600        | 1.0                                       |
| BROOKVILLE   | 5700203         | MONTGOMERY |              | CONS   |                        | 4300          |   |
| GREENE CO GRANCEVIEW CON                                 | 2900803         | GREENE     |              | CONS   |                        | 800           |   |
| MONTGOMERY CO-NORTHRIDGE                                 | 5701503         | MONTGOMERY |              | CONS   |                        | 74000         |   |
| MONTGOMERY CO-RIVERSIDE                                  | 5701603         | MONTGOMERY |              | CONS   |                        | 19000         |   |
| TROTWOOD   | 5702403         | MONTGOMERY |              | CONS   |                        | 7800          |   |
| TOTAL POPULATION SERVED BY SOURCE WATER SYSTEM - - - - - |                 |            |              |        |                        | 322500        |   |
| DE GRAFF   | 4600512         | LOGAN      |              |        | NATL                   | 1358          | 0.9                                       |
| TOTAL POPULATION SERVED BY SOURCE WATER SYSTEM - - - - - |                 |            |              |        |                        | 1358          |   |
| DEFIANCE   | 2000111         | DEFIANCE   | NaSiF6       | ADJ    | 04/64                  | 16600         | 1.0                                       |
| AYERSVILLE   | 2000903         | DEFIANCE   |              | CONS   |                        | 770           |   |
| CHRISTI-MEADOWS SUBDIVISION                              | 2001003         | DEFIANCE   |              | CONS   |                        | 288           |   |
| TOTAL POPULATION SERVED BY SOURCE WATER SYSTEM - - - - - |                 |            |              |        |                        | 17658         |   |
| DEL-CO WATER CO, OLENTANGY                               | 2100211         | DELAWARE   | Acid         | ADJ    | 01/74                  | 3000          | 1.0                                       |
| TOTAL POPULATION SERVED BY SOURCE WATER SYSTEM - - - - - |                 |            |              |        |                        | 3000          |   |
| DELAWARE MHP   | 2100412         | DELAWARE   |              |        | NATL                   | 150           | 1.9                                       |
| TOTAL POPULATION SERVED BY SOURCE WATER SYSTEM - - - - - |                 |            |              |        |                        | 150           |   |
| DELPHOS  | 0200412         | ALLEN      |              |        | NATL                   | 7314          | 1.3                                       |
| TOTAL POPULATION SERVED BY SOURCE WATER SYSTEM - - - - - |                 |            |              |        |                        | 7314          |   |

POPULATION SERVED FLUORIDATED DRINKING WATER BY SOURCE SYSTEM,  
CONSECUTIVE SYSTEM, AND COUNTY WITHIN STATE (AS OF 12/31/85)

OHIO

| WATER SYSTEM and<br>CONSECUTIVE SYSTEMS SERVED           | EPA<br>ID<br>NO | COUNTY     | CHEM<br>USED | STATUS | FLUOR<br>START<br>DATE | POP<br>SERVED | NATURAL SYSTEMS<br>NAT<br>LEVEL | OPT<br>LEVEL |
|--|-----------------|------------|--------------|--------|------------------------|---------------|---------------------------------|--------------|
| DELUXE MHP   | 8703712         | WOOD       |              |        | NATL                   | 220           |                                 | 1.7          |
| TOTAL POPULATION SERVED BY SOURCE WATER SYSTEM - - - - - |                 |            |              |        |                        | 220           |                                 |              |
| DESHLER  | 3500112         | HENRY      |              |        | NATL                   | 1868          |                                 | 1.6          |
| TOTAL POPULATION SERVED BY SOURCE WATER SYSTEM - - - - - |                 |            |              |        |                        | 1868          |                                 |              |
| DOROTHY LOVE RETIREMENT HOME                             | 7500712         | SHELBY     |              |        | NATL                   | 368           |                                 | 1.5          |
| TOTAL POPULATION SERVED BY SOURCE WATER SYSTEM - - - - - |                 |            |              |        |                        | 368           |                                 |              |
| DOT-MAR MOBILE HOME PARK                                 | 6500712         | PICKAWAY   |              |        | NATL                   | 67            |                                 | 2.2          |
| TOTAL POPULATION SERVED BY SOURCE WATER SYSTEM - - - - - |                 |            |              |        |                        | 67            |                                 |              |
| DOVE NURSING FACILITY                                    | 7901012         | TUSCARAWAS |              |        | NATL                   | 50            |                                 | 1.6          |
| TOTAL POPULATION SERVED BY SOURCE WATER SYSTEM - - - - - |                 |            |              |        |                        | 50            |                                 |              |
| DOVER MHP  | 8000012         | UNION      |              |        | NATL                   | 150           |                                 | 1.6          |
| TOTAL POPULATION SERVED BY SOURCE WATER SYSTEM - - - - - |                 |            |              |        |                        | 150           |                                 |              |
| DUNKIRK  | 3300212         | HARDIN     |              |        | NATL                   | 945           |                                 | 1.6          |
| TOTAL POPULATION SERVED BY SOURCE WATER SYSTEM - - - - - |                 |            |              |        |                        | 945           |                                 |              |
| EARNHART HILL WD   | 6500812         | PICKAWAY   | Acid         | ADJ    | 10/84                  | 4992          |                                 | 1.0          |
| TOTAL POPULATION SERVED BY SOURCE WATER SYSTEM - - - - - |                 |            |              |        |                        | 4992          |                                 |              |
| EAST LIVERPOOL   | 1500811         | COLUMBIANA | NaSiF6       | ADJ    | 12/81                  | 17000         |                                 | 1.0          |
| COLUMBIANA CO WD 2                                       | 1500503         | COLUMBIANA |              | CONS   |                        | 3100          |                                 |              |
| TOTAL POPULATION SERVED BY SOURCE WATER SYSTEM - - - - - |                 |            |              |        |                        | 20100         |                                 |              |
| EAST MUSKINGUM WA  | 6000412         | MUSKINGUM  | Acid         | ADJ    | 11/82                  | 4500          |                                 | 1.0          |
| TOTAL POPULATION SERVED BY SOURCE WATER SYSTEM - - - - - |                 |            |              |        |                        | 4500          |                                 |              |
| EAST PALESTINE   | 1500912         | COLUMBIANA | Acid         | ADJ    | 08/72                  | 5600          |                                 | 1.0          |
| TOTAL POPULATION SERVED BY SOURCE WATER SYSTEM - - - - - |                 |            |              |        |                        | 5600          |                                 |              |
| EATON  | 6800422         | PREBLE     |              |        | NATL                   | 7200          |                                 | 1.0          |
| TOTAL POPULATION SERVED BY SOURCE WATER SYSTEM - - - - - |                 |            |              |        |                        | 7200          |                                 |              |

POPULATION SERVED FLUORIDATED DRINKING WATER BY SOURCE SYSTEM,  
CONSECUTIVE SYSTEM, AND COUNTY WITHIN STATE (AS OF 12/31/85)

# OHIO

| WATER SYSTEM and<br>CONSECUTIVE SYSTEMS SERVED           | EPA<br>ID<br>NO | COUNTY     | CHEM<br>USED | STATUS | FLUOR<br>START<br>DATE | POP<br>SERVED | NATURAL SYSTEMS |              |
|--|-----------------|------------|--------------|--------|------------------------|---------------|-----------------|--------------|
|  |                 |            |              |        |                        |               | NAT<br>LEVEL    | OPT<br>LEVEL |
| EDGEWATER ESTATES MHP                                    | 2200112         | ERIE       |              |        | NATL                   | 65            | 1.3             |              |
| TOTAL POPULATION SERVED BY SOURCE WATER SYSTEM - - - - - |                 |            |              |        |                        | 65            |                 |              |
| EDON   | 8600512         | WILLIAMS   |              |        | NATL                   | 924           | 0.9             |              |
| TOTAL POPULATION SERVED BY SOURCE WATER SYSTEM - - - - - |                 |            |              |        |                        | 924           |                 |              |
| ELDORADO   | 6800512         | PREBLE     |              |        | NATL                   | 550           | 1.3             |              |
| TOTAL POPULATION SERVED BY SOURCE WATER SYSTEM - - - - - |                 |            |              |        |                        | 550           |                 |              |
| ELMORE   | 6200712         | OTTAWA     |              |        | NATL                   | 1275          | 1.8             |              |
| TOTAL POPULATION SERVED BY SOURCE WATER SYSTEM - - - - - |                 |            |              |        |                        | 1275          |                 |              |
| ELYRIA   | 4700411         | LORAIN     | NaSiF6       | ADJ    | 05/54                  | 53000         |                 | 1.0          |
| AMHERST  | 4700003         | LORAIN     |              | CONS   |                        | 10644         |                 |              |
| NORTH RIDGEVILLE   | 4700803         | LORAIN     |              | CONS   |                        | 21500         |                 |              |
| TOTAL POPULATION SERVED BY SOURCE WATER SYSTEM - - - - - |                 |            |              |        |                        | 85144         |                 |              |
| ENGLEWOOD  | 5700812         | MONTGOMERY | Acid         | ADJ    | 01/73                  | 11900         |                 | 1.0          |
| TOTAL POPULATION SERVED BY SOURCE WATER SYSTEM - - - - - |                 |            |              |        |                        | 11900         |                 |              |
| ENGLEWOOD MANOR APTS                                     | 7601712         | STARK      |              |        | NATL                   | 144           | 0.9             |              |
| TOTAL POPULATION SERVED BY SOURCE WATER SYSTEM - - - - - |                 |            |              |        |                        | 144           |                 |              |
| ENON   | 1201812         | CLARK      | Acid         | ADJ    | 10/84                  | 3664          |                 | 1.0          |
| CLARK CO GREEN MEADOWS #1                                | 1200603         | CLARK      |              | CONS   |                        | 2344          |                 |              |
| CLARK CO GREEN MEADOWS #2                                | 1200703         | CLARK      |              | CONS   |                        | 1600          |                 |              |
| TOTAL POPULATION SERVED BY SOURCE WATER SYSTEM - - - - - |                 |            |              |        |                        | 7608          |                 |              |
| FAIRFIELD CO WATER DIST                                  | 2301912         | FAIRFIELD  | Acid         | ADJ    | 10/84                  | 4000          |                 | 1.0          |
| MINGO ESTATES WATER SYSTEM                               | 2301603         | FAIRFIELD  |              | CONS   |                        | 1000          |                 |              |
| TOTAL POPULATION SERVED BY SOURCE WATER SYSTEM - - - - - |                 |            |              |        |                        | 5000          |                 |              |
| FAIRFIELD-ION EXCHANGE PLT                               | 0900722         | BUTLER     | Acid         | ADJ    | 10/70                  | 7360          |                 | 1.0          |
| TOTAL POPULATION SERVED BY SOURCE WATER SYSTEM - - - - - |                 |            |              |        |                        | 7360          |                 |              |
| FAIRFIELD-LIME SODA PLANT                                | 0900715         | BUTLER     | Acid         | ADJ    | 10/70                  | 24640         |                 | 1.0          |
| TOTAL POPULATION SERVED BY SOURCE WATER SYSTEM - - - - - |                 |            |              |        |                        | 24640         |                 |              |

POPULATION SERVED FLUORIDATED DRINKING WATER BY SOURCE SYSTEM,  
CONSECUTIVE SYSTEM, AND COUNTY WITHIN STATE (AS OF 12/31/85)

OHIO

| WATER SYSTEM and<br>CONSECUTIVE SYSTEMS SERVED           | EPA<br>ID<br>NO | COUNTY     | CHEM<br>USED | STATUS | FLUOR<br>START<br>DATE | POP<br>SERVED | NATURAL SYSTEMS<br>NAT<br>LEVEL | OPT<br>LEVEL |
|--|-----------------|------------|--------------|--------|------------------------|---------------|---------------------------------|--------------|
| FAIRPORT HARBOR  | 4300411         | LAKE       | Acid         | ADJ    | 10/64                  | 3200          |                                 | 1.0          |
| TOTAL POPULATION SERVED BY SOURCE WATER SYSTEM - - - - - |                 |            |              |        |                        | 3200          |                                 |              |
| FARMERSVILLE   | 5700912         | MONTCOMERY |              | NATL   |                        | 970           |                                 | 0.9          |
| TOTAL POPULATION SERVED BY SOURCE WATER SYSTEM - - - - - |                 |            |              |        |                        | 970           |                                 |              |
| FAYETTE  | 2600412         | FULTON     | NaF          | ADJ    | 01/83                  | 1300          |                                 | 1.0          |
| TOTAL POPULATION SERVED BY SOURCE WATER SYSTEM - - - - - |                 |            |              |        |                        | 1300          |                                 |              |
| FAYETTE CO-CULPEPPER SUBD                                | 2400112         | FAYETTE    |              | NATL   |                        | 250           |                                 | 1.7          |
| TOTAL POPULATION SERVED BY SOURCE WATER SYSTEM - - - - - |                 |            |              |        |                        | 250           |                                 |              |
| FINDLAY  | 3200114         | HANCOCK    | Acid         | ADJ    | 04/57                  | 40000         |                                 | 1.0          |
| TOTAL POPULATION SERVED BY SOURCE WATER SYSTEM - - - - - |                 |            |              |        |                        | 40000         |                                 |              |
| FIVE COUNTY JUVENILE CENTER                              | 8000112         | UNION      |              | NATL   |                        | 38            |                                 | 1.5          |
| TOTAL POPULATION SERVED BY SOURCE WATER SYSTEM - - - - - |                 |            |              |        |                        | 38            |                                 |              |
| FLAT ROCK CHILDREN'S HOME                                | 7400312         | SENECA     |              | NATL   |                        | 60            |                                 | 1.1          |
| TOTAL POPULATION SERVED BY SOURCE WATER SYSTEM - - - - - |                 |            |              |        |                        | 60            |                                 |              |
| FLETCHER   | 5500412         | MIAMI      |              | NATL   |                        | 650           |                                 | 1.5          |
| TOTAL POPULATION SERVED BY SOURCE WATER SYSTEM - - - - - |                 |            |              |        |                        | 650           |                                 |              |
| FORT LARAMIE   | 7500312         | SHELBY     |              | NATL   |                        | 980           |                                 | 1.4          |
| TOTAL POPULATION SERVED BY SOURCE WATER SYSTEM - - - - - |                 |            |              |        |                        | 980           |                                 |              |
| FORT RECOVERY  | 5400212         | MERCER     |              | NATL   |                        | 1473          |                                 | 0.9          |
| TOTAL POPULATION SERVED BY SOURCE WATER SYSTEM - - - - - |                 |            |              |        |                        | 1473          |                                 |              |
| FORT SHAWNEE HIGHLAND GREEN                              | 0201612         | ALLEN      |              | NATL   |                        | 370           |                                 | 1.5          |
| TOTAL POPULATION SERVED BY SOURCE WATER SYSTEM - - - - - |                 |            |              |        |                        | 370           |                                 |              |
| FOSTORIA   | 7400411         | SENECA     | Acid         | ADJ    | 02/74                  | 15535         |                                 | 1.0          |
| TOTAL POPULATION SERVED BY SOURCE WATER SYSTEM - - - - - |                 |            |              |        |                        | 15535         |                                 |              |

POPULATION SERVED FLUORIDATED DRINKING WATER BY SOURCE SYSTEM,  
CONSECUTIVE SYSTEM, AND COUNTY WITHIN STATE (AS OF 12/31/85)

**OHIO**

| WATER SYSTEM and<br>CONSECUTIVE SYSTEMS SERVED | EPA<br>ID<br>NO | COUNTY    | CHEM<br>USED | STATUS | FLUOR<br>START<br>DATE | POP<br>SERVED | NATURAL SYSTEMS<br>NAT<br>LEVEL | OPT<br>LEVEL |
|--|-----------------|-----------|--------------|--------|------------------------|---------------|---------------------------------|--------------|
| FOUNTAIN PARK NURSING HOME                     | 1100312         | CHAMPAIGN |              |        | NATL                   | 51            | 1.2                             |              |
| TOTAL POPULATION SERVED BY SOURCE WATER SYSTEM |                 |           |              |        |                        | 51            |                                 |              |
| FOWLER MOBILE HOMES                            | 7801012         | TRUMBULL  |              |        | NATL                   | 55            | 1.2                             |              |
| TOTAL POPULATION SERVED BY SOURCE WATER SYSTEM |                 |           |              |        |                        | 55            |                                 |              |
| FOXLAIR FARMS MHP                              | 6502412         | PICKAWAY  |              |        | NATL                   | 575           | 2.2                             |              |
| TOTAL POPULATION SERVED BY SOURCE WATER SYSTEM |                 |           |              |        |                        | 575           |                                 |              |
| FRAIL WATER COMPANY                            | 0200612         | ALLEN     |              |        | NATL                   | 140           | 1.6                             |              |
| TOTAL POPULATION SERVED BY SOURCE WATER SYSTEM |                 |           |              |        |                        | 140           |                                 |              |
| FRANKLIN                                       | 8300412         | WARREN    | Acid         | ADJ    | 06/72                  | 12100         |                                 | 1.0          |
| WARREN CO-FRANKLIN AREA                        | 8301603         | WARREN    |              | CONS   |                        | 1974          |                                 |              |
| TOTAL POPULATION SERVED BY SOURCE WATER SYSTEM |                 |           |              |        |                        | 14074         |                                 |              |
| FREMONT  | 7200311         | SANDUSKY  | Acid         | ADJ    | 06/71                  | 20500         |                                 | 1.0          |
| TOTAL POPULATION SERVED BY SOURCE WATER SYSTEM |                 |           |              |        |                        | 20500         |                                 |              |
| GALLIA CO RURAL WATER                          | 2700012         | GALLIA    | Acid         | ADJ    | 06/76                  | 13000         |                                 | 1.0          |
| VINTON   | 2700403         | GALLIA    |              | CONS   |                        | 500           |                                 |              |
| TOTAL POPULATION SERVED BY SOURCE WATER SYSTEM |                 |           |              |        |                        | 13500         |                                 |              |
| GALLIPOLIS                                     | 2700112         | GALLIA    | Acid         | ADJ    | 11/65                  | 9300          |                                 | 1.0          |
| TOTAL POPULATION SERVED BY SOURCE WATER SYSTEM |                 |           |              |        |                        | 9300          |                                 |              |
| GEORGETOWN                                     | 0800511         | BROWN     | NaF          | ADJ    | 11/61                  | 3630          |                                 | 1.0          |
| BROWN CO RURAL-GEORGETOWN                      | 0802012         | BROWN     |              | CONS   |                        | 135           |                                 |              |
| HAMMERSVILLE                                   | 0800603         | BROWN     |              | CONS   |                        | 690           |                                 |              |
| TOTAL POPULATION SERVED BY SOURCE WATER SYSTEM |                 |           |              |        |                        | 4455          |                                 |              |
| GETTYSBURG                                     | 1900512         | DARKE     |              |        | NATL                   | 580           | 0.8                             |              |
| TOTAL POPULATION SERVED BY SOURCE WATER SYSTEM |                 |           |              |        |                        | 580           |                                 |              |
| GIBSONBURG                                     | 7200311         | SANDUSKY  |              |        | NATL                   | 2479          | 1.1                             |              |
| TOTAL POPULATION SERVED BY SOURCE WATER SYSTEM |                 |           |              |        |                        | 2479          |                                 |              |

POPULATION SERVED FLUORIDATED DRINKING WATER BY SOURCE SYSTEM,  
CONSECUTIVE SYSTEM, AND COUNTY WITHIN STATE (AS OF 12/31/85)

# OHIO

| WATER SYSTEM and<br>CONSECUTIVE SYSTEMS SERVED           | EPA<br>ID<br>NO | COUNTY    | CHEM<br>USED | STATUS | FLUOR<br>START<br>DATE | POP<br>SERVED | NATURAL SYSTEMS<br>NAT<br>LEVEL | OPT<br>LEVEL |
|--|-----------------|-----------|--------------|--------|------------------------|---------------|---------------------------------|--------------|
| GLENDALE   | 3100712         | HAMILTON  | Acid         | ADJ    | 12/52                  | 2307          |                                 | 1.0          |
| TOTAL POPULATION SERVED BY SOURCE WATER SYSTEM - - - - - |                 |           |              |        |                        | 2307          |                                 |              |
| GORDON'S MHP   | 8100212         | VAN WERT  |              | NATL   |                        | 100           | 1.1                             |              |
| TOTAL POPULATION SERVED BY SOURCE WATER SYSTEM - - - - - |                 |           |              |        |                        | 100           |                                 |              |
| GRAFTON  | 4700511         | LORAIN    | Acid         | ADJ    | 03/82                  | 2300          |                                 | 1.0          |
| TOTAL POPULATION SERVED BY SOURCE WATER SYSTEM - - - - - |                 |           |              |        |                        | 2300          |                                 |              |
| GRAND HAVEN MHP  | 5400312         | MERCER    |              | NATL   |                        | 120           | 1.4                             |              |
| TOTAL POPULATION SERVED BY SOURCE WATER SYSTEM - - - - - |                 |           |              |        |                        | 120           |                                 |              |
| GRAND RAPIDS   | 8700711         | LUCAS     | NaF          | ADJ    | 11/82                  | 1000          |                                 | 1.0          |
| TOTAL POPULATION SERVED BY SOURCE WATER SYSTEM - - - - - |                 |           |              |        |                        | 1000          |                                 |              |
| GRANDVIEW HTS CIVIC ASSOC                                | 1100412         | CHAMPAIGN |              | NATL   |                        | 195           | 0.8                             |              |
| TOTAL POPULATION SERVED BY SOURCE WATER SYSTEM - - - - - |                 |           |              |        |                        | 195           |                                 |              |
| GRANVILLE  | 4500612         | LICKING   | Acid         | ADJ    | 12/71                  | 6600          |                                 | 1.0          |
| ALEXANDRIA   | 4504203         | LICKING   |              | CONS   |                        | 640           |                                 |              |
| TOTAL POPULATION SERVED BY SOURCE WATER SYSTEM - - - - - |                 |           |              |        |                        | 7240          |                                 |              |
| GRATIS   | 6800612         | PREBLE    |              | NATL   |                        | 850           | 0.9                             |              |
| TOTAL POPULATION SERVED BY SOURCE WATER SYSTEM - - - - - |                 |           |              |        |                        | 850           |                                 |              |
| GREEN ACRES NURSING HOME                                 | 2400312         | FAYETTE   |              | NATL   |                        | 25            | 1.1                             |              |
| TOTAL POPULATION SERVED BY SOURCE WATER SYSTEM - - - - - |                 |           |              |        |                        | 25            |                                 |              |
| GREEN MEADOW TRAILER COURT                               | 3200812         | HANCOCK   |              | NATL   |                        | 26            | 1.7                             |              |
| TOTAL POPULATION SERVED BY SOURCE WATER SYSTEM - - - - - |                 |           |              |        |                        | 26            |                                 |              |
| GREEN MEADOWS MHP  | 4500712         | LICKING   |              | NATL   |                        | 80            | 1.0                             |              |
| TOTAL POPULATION SERVED BY SOURCE WATER SYSTEM - - - - - |                 |           |              |        |                        | 80            |                                 |              |
| GREEN MEADOWS MHP  | 4901812         | MADISON   |              | NATL   |                        | 588           | 1.3                             |              |
| TOTAL POPULATION SERVED BY SOURCE WATER SYSTEM - - - - - |                 |           |              |        |                        | 588           |                                 |              |

POPULATION SERVED FLUORIDATED DRINKING WATER BY SOURCE SYSTEM,  
CONSECUTIVE SYSTEM, AND COUNTY WITHIN STATE (AS OF 12/31/85)

OHIO

| WATER SYSTEM and<br>CONSECUTIVE SYSTEMS SERVED           | EPA<br>ID<br>NO | COUNTY   | CHEM<br>USED | STATUS | FLUOR<br>START<br>DATE | POP<br>SERVED | NATURAL SYSTEMS<br>NAT<br>LEVEL | OPT<br>LEVEL |
|--|-----------------|----------|--------------|--------|------------------------|---------------|---------------------------------|--------------|
| GREEN SPRINGS  | 7400512         | SENECA   |              |        | NATL                   | 1500          | 0.9                             |              |
| TOTAL POPULATION SERVED BY SOURCE WATER SYSTEM - - - - - |                 |          |              |        |                        | 1500          |                                 |              |
| GREEN VALLEY MHP   | 6201212         | OTTAWA   |              |        | NATL                   | 47            | 2.0                             |              |
| TOTAL POPULATION SERVED BY SOURCE WATER SYSTEM - - - - - |                 |          |              |        |                        | 47            |                                 |              |
| GREENE CO NORTH BEAVERCREEK                              | 2903512         | GREENE   | Acid         | ADJ    | 11/81                  | 8393          |                                 | 1.0          |
| TOTAL POPULATION SERVED BY SOURCE WATER SYSTEM - - - - - |                 |          |              |        |                        | 8393          |                                 |              |
| GREENLAWN CONDOMINIUMS                                   | 1204912         | CLARK    |              |        | NATL                   | 193           | 1.1                             |              |
| TOTAL POPULATION SERVED BY SOURCE WATER SYSTEM - - - - - |                 |          |              |        |                        | 193           |                                 |              |
| GREENWOOD MHP  | 6201312         | OTTAWA   |              |        | NATL                   | 140           | 1.2                             |              |
| TOTAL POPULATION SERVED BY SOURCE WATER SYSTEM - - - - - |                 |          |              |        |                        | 140           |                                 |              |
| HAMILTON-NORTH PLANT                                     | 0901012         | BUTLER   | NaSiF6       | ADJ    | 12/53                  | 11000         |                                 | 1.0          |
| TOTAL POPULATION SERVED BY SOURCE WATER SYSTEM - - - - - |                 |          |              |        |                        | 11000         |                                 |              |
| HAMILTON-SOUTH PLANT                                     | 0901022         | BUTLER   | NaSiF6       | ADJ    | 12/53                  | 70000         |                                 | 1.0          |
| BUTLER CO SWR DIST 2                                     | 0900303         | BUTLER   |              | CONS   |                        | 25459         |                                 |              |
| TOTAL POPULATION SERVED BY SOURCE WATER SYSTEM - - - - - |                 |          |              |        |                        | 95459         |                                 |              |
| HAMLER   | 3500312         | HENRY    |              |        | NATL                   | 700           | 2.4                             |              |
| TOTAL POPULATION SERVED BY SOURCE WATER SYSTEM - - - - - |                 |          |              |        |                        | 700           |                                 |              |
| HARDIN COUNTY HOME                                       | 3300512         | HARDIN   |              |        | NATL                   | 181           | 1.9                             |              |
| TOTAL POPULATION SERVED BY SOURCE WATER SYSTEM - - - - - |                 |          |              |        |                        | 181           |                                 |              |
| HARLAN-EAST FORK WATER                                   | 8300512         | WARREN   | Acid         | ADJ    | 11/77                  | 11400         |                                 | 1.0          |
| TOTAL POPULATION SERVED BY SOURCE WATER SYSTEM - - - - - |                 |          |              |        |                        | 11400         |                                 |              |
| HARRIS TRAILER COURT                                     | 8600612         | WILLIAMS |              |        | NATL                   | 50            | 1.0                             |              |
| TOTAL POPULATION SERVED BY SOURCE WATER SYSTEM - - - - - |                 |          |              |        |                        | 50            |                                 |              |
| HARRISON   | 3100812         | HAMILTON | Acid         | ADJ    | 09/84                  | 5855          |                                 | 1.0          |
| HARRISON TWP WATER CORP                                  | 3100903         | HAMILTON |              | CONS   |                        | 1080          |                                 |              |

POPULATION SERVED FLUORIDATED DRINKING WATER BY SOURCE SYSTEM,  
CONSECUTIVE SYSTEM, AND COUNTY WITHIN STATE (AS OF 12/31/85)

# OHIO

| WATER SYSTEM and<br>CONSECUTIVE SYSTEMS SERVED           | EPA<br>ID<br>NO | COUNTY       | CHEM<br>USED | STATUS | FLUOR<br>START<br>DATE | POP<br>SERVED | NATURAL SYSTEMS |              |
|--|-----------------|--------------|--------------|--------|------------------------|---------------|-----------------|--------------|
|  |                 |              |              |        |                        |               | NAT<br>LEVEL    | OPT<br>LEVEL |
| WEST HARRISON, IN  | 5215011         | DEARBORN, IN |              | CONS   |                        | 0             |                 |              |
| TOTAL POPULATION SERVED BY SOURCE WATER SYSTEM - - - - - |                 |              |              |        |                        | 6935          |                 |              |
| HAYDEN HTS MHP   | 2501612         | FRANKLIN     |              | NATL   |                        | 250           | 1.5             |              |
| TOTAL POPULATION SERVED BY SOURCE WATER SYSTEM - - - - - |                 |              |              |        |                        | 250           |                 |              |
| HEARTLAND OF CEDAR SPRINGS                               | 6800212         | PREBLE       |              | NATL   |                        | 60            | 0.8             |              |
| TOTAL POPULATION SERVED BY SOURCE WATER SYSTEM - - - - - |                 |              |              |        |                        | 60            |                 |              |
| HEARTLAND OF INDIAN LAKE                                 | 4601112         | LOGAN        |              | NATL   |                        | 100           | 1.6             |              |
| TOTAL POPULATION SERVED BY SOURCE WATER SYSTEM - - - - - |                 |              |              |        |                        | 100           |                 |              |
| HEATH  | 4500912         | LICKING      | NaSiF6       | ADJ    | 02/71                  | 7500          |                 | 1.0          |
| TOTAL POPULATION SERVED BY SOURCE WATER SYSTEM - - - - - |                 |              |              |        |                        | 7500          |                 |              |
| HEBRON   | 4501012         | LICKING      | Acid         | ADJ    | 12/82                  | 2200          |                 | 1.0          |
| TOTAL POPULATION SERVED BY SOURCE WATER SYSTEM - - - - - |                 |              |              |        |                        | 2200          |                 |              |
| HECLA WTR ASSOC  | 4401612         | LAWRENCE     | Acid         | ADJ    | 06/83                  | 14000         |                 | 1.0          |
| TOTAL POPULATION SERVED BY SOURCE WATER SYSTEM - - - - - |                 |              |              |        |                        | 14000         |                 |              |
| HERITAGE APTS #1   | 2400412         | FAYETTE      |              | NATL   |                        | 135           | 1.3             |              |
| TOTAL POPULATION SERVED BY SOURCE WATER SYSTEM - - - - - |                 |              |              |        |                        | 135           |                 |              |
| HICKORY GROVE MHP  | 5900412         | MORROW       |              | NATL   |                        | 75            | 0.8             |              |
| TOTAL POPULATION SERVED BY SOURCE WATER SYSTEM - - - - - |                 |              |              |        |                        | 75            |                 |              |
| HICKSVILLE   | 2000212         | DEFLANCE     |              | NATL   |                        | 3721          | 1.2             |              |
| TOTAL POPULATION SERVED BY SOURCE WATER SYSTEM - - - - - |                 |              |              |        |                        | 3721          |                 |              |
| HIDDEN LAKES   | 5938412         | MORROW       |              | NATL   |                        | 2250          | 0.8             |              |
| TOTAL POPULATION SERVED BY SOURCE WATER SYSTEM - - - - - |                 |              |              |        |                        | 2250          |                 |              |
| HIDDEN VALLEY MHP  | 7500412         | SHELBY       |              | NATL   |                        | 190           | 1.1             |              |
| TOTAL POPULATION SERVED BY SOURCE WATER SYSTEM - - - - - |                 |              |              |        |                        | 190           |                 |              |



POPULATION SERVED FLUORIDATED DRINKING WATER BY SOURCE SYSTEM,  
CONSECUTIVE SYSTEM, AND COUNTY WITHIN STATE (AS OF 12/31/85)

**OHIO**

| WATER SYSTEM and<br>CONSECUTIVE SYSTEMS SERVED           | EPA<br>ID<br>NO | COUNTY    | CHEM<br>USED | STATUS | FLUOR<br>START<br>DATE | POP<br>SERVED | NATURAL SYSTEMS<br>NAT<br>LEVEL | OPT<br>LEVEL |
|--|-----------------|-----------|--------------|--------|------------------------|---------------|---------------------------------|--------------|
| HIGHLAND CO WATER CO                                     | 3600512         | HIGHLAND  | Acid         | ADJ    | 09/71                  | 15127         |                                 | 1.0          |
| TOTAL POPULATION SERVED BY SOURCE WATER SYSTEM - - - - - |                 |           |              |        |                        | 15127         |                                 |              |
| HIGHLAND ESTATES MHP                                     | 2501712         | FRANKLIN  |              | NATL   |                        | 150           |                                 | 1.0          |
| TOTAL POPULATION SERVED BY SOURCE WATER SYSTEM - - - - - |                 |           |              |        |                        | 150           |                                 |              |
| HIGHLAND MHP   | 2000312         | DEFIANCE  |              | NATL   |                        | 70            |                                 | 1.5          |
| TOTAL POPULATION SERVED BY SOURCE WATER SYSTEM - - - - - |                 |           |              |        |                        | 70            |                                 |              |
| HIGHLANDER MHP   | 2301312         | FAIRFIELD |              | NATL   |                        | 33            |                                 | 1.2          |
| TOTAL POPULATION SERVED BY SOURCE WATER SYSTEM - - - - - |                 |           |              |        |                        | 33            |                                 |              |
| HILLCREST ESTATES MHP                                    | 3301212         | HARDIN    |              | NATL   |                        | 25            |                                 | 1.8          |
| TOTAL POPULATION SERVED BY SOURCE WATER SYSTEM - - - - - |                 |           |              |        |                        | 25            |                                 |              |
| HILLSBORO  | 3600614         | HIGHLAND  | Acid         | ADJ    | 06/74                  | 6800          |                                 | 1.0          |
| TOTAL POPULATION SERVED BY SOURCE WATER SYSTEM - - - - - |                 |           |              |        |                        | 6800          |                                 |              |
| HILLVIEW MANOR MHP                                       | 7202712         | SANDUSKY  |              | NATL   |                        | 60            |                                 | 1.3          |
| TOTAL POPULATION SERVED BY SOURCE WATER SYSTEM - - - - - |                 |           |              |        |                        | 60            |                                 |              |
| HODGMAN ROAD TRAILER COURT                               | 8700912         | WOOD      |              | NATL   |                        | 50            |                                 | 1.0          |
| TOTAL POPULATION SERVED BY SOURCE WATER SYSTEM - - - - - |                 |           |              |        |                        | 50            |                                 |              |
| HOLGATE  | 3500512         | HENRY     |              | NATL   |                        | 1315          |                                 | 2.8          |
| TOTAL POPULATION SERVED BY SOURCE WATER SYSTEM - - - - - |                 |           |              |        |                        | 1315          |                                 |              |
| HOLIDAY APARTMENTS                                       | 4401012         | LAWRENCE  |              | NATL   |                        | 150           |                                 | 1.1          |
| TOTAL POPULATION SERVED BY SOURCE WATER SYSTEM - - - - - |                 |           |              |        |                        | 150           |                                 |              |
| HOLIDAY SERVICE CORP                                     | 3900412         | HURON     |              | NATL   |                        | 900           |                                 | 0.9          |
| TOTAL POPULATION SERVED BY SOURCE WATER SYSTEM - - - - - |                 |           |              |        |                        | 900           |                                 |              |
| HOLIDAY SHORES MHP                                       | 4600812         | LOGAN     |              | NATL   |                        | 50            |                                 | 1.7          |
| TOTAL POPULATION SERVED BY SOURCE WATER SYSTEM - - - - - |                 |           |              |        |                        | 50            |                                 |              |

POPULATION SERVED FLUORIDATED DRINKING WATER BY SOURCE SYSTEM,  
CONSECUTIVE SYSTEM, AND COUNTY WITHIN STATE (AS OF 12/31/85)

# OHIO

| WATER SYSTEM and<br>CONSECUTIVE SYSTEMS SERVED           | EPA<br>ID<br>NO | COUNTY   | CHEM<br>USED | STATUS | FLUOR<br>START<br>DATE | POP<br>SERVED | NATURAL SYSTEMS |              |
|--|-----------------|----------|--------------|--------|------------------------|---------------|-----------------|--------------|
|  |                 |          |              |        |                        |               | NAT<br>LEVEL    | OPT<br>LEVEL |
| HOPEWELL ESTATES MHP                                     | 7401412         | SENECA   |              |        | NATL                   | 112           | 0.8             |              |
| TOTAL POPULATION SERVED BY SOURCE WATER SYSTEM - - - - - |                 |          |              |        |                        | 112           |                 |              |
| HUBBARD  | 7801412         | TRUMBULL | Acid         | ADJ    | 01/72                  | 9000          |                 | 1.0          |
| TOTAL POPULATION SERVED BY SOURCE WATER SYSTEM - - - - - |                 |          |              |        |                        | 9000          |                 |              |
| HUDSON   | 7701612         | SUMMIT   | NaSiF6       | ADJ    | 11/69                  | 5000          |                 | 1.0          |
| TOTAL POPULATION SERVED BY SOURCE WATER SYSTEM - - - - - |                 |          |              |        |                        | 5000          |                 |              |
| HUNTINGTON WC  | 4400611         | LAWRENCE | Acid         | ADJ    | 10/67                  | 25            |                 | 1.0          |
| OHIO-AMER, LAWRENCE CO                                   | 4400803         | LAWRENCE |              | CONS   |                        | 8100          |                 |              |
| TOTAL POPULATION SERVED BY SOURCE WATER SYSTEM - - - - - |                 |          |              |        |                        | 8125          |                 |              |
| HURON  | 2201011         | ERIE     | NaSiF6       | ADJ    | 07/56                  | 7123          |                 | 1.0          |
| ERIE CO-EAST HURON SD                                    | 2200403         | ERIE     |              | CONS   |                        | 1416          |                 |              |
| ERIE CO-SOUTH HURON SD                                   | 2200703         | ERIE     |              | CONS   |                        | 108           |                 |              |
| ERIE CO-WEST HURON SD                                    | 2200903         | ERIE     |              | CONS   |                        | 460           |                 |              |
| TOTAL POPULATION SERVED BY SOURCE WATER SYSTEM - - - - - |                 |          |              |        |                        | 9107          |                 |              |
| HURON VALLEY MOBILE PARK                                 | 3900512         | HURON    |              |        | NATL                   | 111           | 0.8             |              |
| TOTAL POPULATION SERVED BY SOURCE WATER SYSTEM - - - - - |                 |          |              |        |                        | 111           |                 |              |
| HUSTON REST & NURSING HOME                               | 8200112         | VINTON   |              |        | NATL                   | 122           | 2.1             |              |
| TOTAL POPULATION SERVED BY SOURCE WATER SYSTEM - - - - - |                 |          |              |        |                        | 122           |                 |              |
| INDIAN HILL  | 3101112         | HAMILTON | Acid         | ADJ    | 03/61                  | 15000         |                 | 1.0          |
| TOTAL POPULATION SERVED BY SOURCE WATER SYSTEM - - - - - |                 |          |              |        |                        | 15000         |                 |              |
| INDIAN TRAILS MOBILE PARK                                | 5100212         | MARION   |              |        | NATL                   | 122           | 1.8             |              |
| TOTAL POPULATION SERVED BY SOURCE WATER SYSTEM - - - - - |                 |          |              |        |                        | 122           |                 |              |
| INDIANBROOK WATER CO                                     | 0201412         | ALLEN    |              |        | NATL                   | 330           | 1.8             |              |
| TOTAL POPULATION SERVED BY SOURCE WATER SYSTEM - - - - - |                 |          |              |        |                        | 330           |                 |              |
| IRONTON  | 4400711         | LAWRENCE | NaSiF6       | ADJ    | 04/53                  | 15000         |                 | 1.0          |
| HECLA WTR ASSOC IRONTON                                  | 4400403         | LAWRENCE |              | CONS   |                        | 264           |                 |              |
| TOTAL POPULATION SERVED BY SOURCE WATER SYSTEM - - - - - |                 |          |              |        |                        | 15264         |                 |              |

POPULATION SERVED FLUORIDATED DRINKING WATER BY SOURCE SYSTEM,  
CONSECUTIVE SYSTEM, AND COUNTY WITHIN STATE (AS OF 12/31/85)

OHIO

| WATER SYSTEM and<br>CONSECUTIVE SYSTEMS SERVED           | EPA<br>ID<br>NO | COUNTY     | CHEM<br>USED | STATUS | FLUOR<br>START<br>DATE | POP<br>SERVED | NATURAL SYSTEMS<br>NAT OPT<br>LEVEL LEVEL |
|--|-----------------|------------|--------------|--------|------------------------|---------------|---|
| J AND R MOBILE HOME PLAZA                                | 6001112         | MUSKINGUM  |              |        | NATL                   | 150           | 1.3                                       |
| TOTAL POPULATION SERVED BY SOURCE WATER SYSTEM - - - - - |                 |            |              |        |                        | 150           |   |
| JACKSON  | 4000111         | JACKSON    | NaSiF6       | ADJ    | 12/57                  | 9520          | 1.0                                       |
| JACKSON CO WATER-JACK A                                  | 4000203         | JACKSON    |              | CONS   |                        | 650           |   |
| JACKSON CO WATER-JACK B                                  | 4000603         | JACKSON    |              | CONS   |                        | 300           |   |
| JACKSON CO WATER-JACK F&H                                | 4000803         | JACKSON    |              | CONS   |                        | 950           |   |
| JACKSON CO WATER-JACK I                                  | 4001103         | JACKSON    |              | CONS   |                        | 30            |   |
| TOTAL POPULATION SERVED BY SOURCE WATER SYSTEM - - - - - |                 |            |              |        |                        | 11450         |   |
| JACKSON ROAD MHP   | 0901112         | BUTLER     |              |        | NATL                   | 210           | 1.0                                       |
| TOTAL POPULATION SERVED BY SOURCE WATER SYSTEM - - - - - |                 |            |              |        |                        | 210           |   |
| JAMESTOWN  | 2901712         | GREENE     |              |        | NATL                   | 1670          | 1.2                                       |
| TOTAL POPULATION SERVED BY SOURCE WATER SYSTEM - - - - - |                 |            |              |        |                        | 1670          |   |
| JEFFERSON LODGE MHP                                      | 4900612         | MADISON    |              |        | NATL                   | 180           | 1.4                                       |
| TOTAL POPULATION SERVED BY SOURCE WATER SYSTEM - - - - - |                 |            |              |        |                        | 180           |   |
| JEFFERSON REG WATER AUTH                                 | 5703012         | MONTGOMERY |              |        | NATL                   | 1300          | 1.0                                       |
| TOTAL POPULATION SERVED BY SOURCE WATER SYSTEM - - - - - |                 |            |              |        |                        | 1300          |   |
| JEFFERSONVILLE   | 2400612         | FAYETTE    |              |        | NATL                   | 1250          | 1.8                                       |
| TOTAL POPULATION SERVED BY SOURCE WATER SYSTEM - - - - - |                 |            |              |        |                        | 1250          |   |
| JERRY CITY TRAILER PARK                                  | 8701012         | WOOD       |              |        | NATL                   | 50            | 1.7                                       |
| TOTAL POPULATION SERVED BY SOURCE WATER SYSTEM - - - - - |                 |            |              |        |                        | 50            |   |
| JUNCTION CITY  | 6400212         | PERRY      | NaF          | ADJ    | 06/76                  | 1000          | 1.0                                       |
| TOTAL POPULATION SERVED BY SOURCE WATER SYSTEM - - - - - |                 |            |              |        |                        | 1000          |   |
| K AND M MOBILE HOME PARK                                 | 4900512         | MADISON    |              |        | NATL                   | 150           | 1.1                                       |
| TOTAL POPULATION SERVED BY SOURCE WATER SYSTEM - - - - - |                 |            |              |        |                        | 150           |   |
| KALIDA   | 6900512         | PUTNAM     |              |        | NATL                   | 1100          | 1.3                                       |
| TOTAL POPULATION SERVED BY SOURCE WATER SYSTEM - - - - - |                 |            |              |        |                        | 1100          |   |

POPULATION SERVED FLUORIDATED DRINKING WATER BY SOURCE SYSTEM,  
CONSECUTIVE SYSTEM, AND COUNTY WITHIN STATE (AS OF 12/31/85)

# OHIO

| WATER SYSTEM and<br>CONSECUTIVE SYSTEMS SERVED           | EPA<br>ID<br>NO | COUNTY     | CHEM<br>USED | STATUS | FLUOR<br>START<br>DATE | POP<br>SERVED | NATURAL SYSTEMS |              |
|--|-----------------|------------|--------------|--------|------------------------|---------------|-----------------|--------------|
|  |                 |            |              |        |                        |               | NAT<br>LEVEL    | OPT<br>LEVEL |
| KEENAN MHP   | 5701112         | MONTCOMERY |              |        | NATL                   | 100           | 1.0             |              |
| TOTAL POPULATION SERVED BY SOURCE WATER SYSTEM - - - - - |                 |            |              |        |                        | 100           |                 |              |
| KENLEEN ACRES WTR SYS                                    | 0201712         | ALLEN      |              |        | NATL                   | 75            | 1.6             |              |
| TOTAL POPULATION SERVED BY SOURCE WATER SYSTEM - - - - - |                 |            |              |        |                        | 75            |                 |              |
| KENT   | 6701812         | PORTAGE    | Acid         | ADJ    | 09/71                  | 28000         |                 | 1.0          |
| TOTAL POPULATION SERVED BY SOURCE WATER SYSTEM - - - - - |                 |            |              |        |                        | 28000         |                 |              |
| KENTON   | 3300612         | HARDIN     |              |        | NATL                   | 8605          | 1.0             |              |
| TOTAL POPULATION SERVED BY SOURCE WATER SYSTEM - - - - - |                 |            |              |        |                        | 8605          |                 |              |
| KETTLERSVILLE WELL ASSOC                                 | 7500612         | SHELBY     |              |        | NATL                   | 199           | 1.3             |              |
| TOTAL POPULATION SERVED BY SOURCE WATER SYSTEM - - - - - |                 |            |              |        |                        | 199           |                 |              |
| KING COACH HOUSE ESTATES                                 | 6201812         | OTTAWA     |              |        | NATL                   | 147           | 1.6             |              |
| TOTAL POPULATION SERVED BY SOURCE WATER SYSTEM - - - - - |                 |            |              |        |                        | 147           |                 |              |
| KINGSTON   | 7100912         | ROSS       |              |        | NATL                   | 1320          | 0.8             |              |
| TOTAL POPULATION SERVED BY SOURCE WATER SYSTEM - - - - - |                 |            |              |        |                        | 1320          |                 |              |
| LA RUE   | 5100312         | MARION     |              |        | NATL                   | 815           | 1.3             |              |
| TOTAL POPULATION SERVED BY SOURCE WATER SYSTEM - - - - - |                 |            |              |        |                        | 815           |                 |              |
| LAFFERTY LEISURE VILLAGE                                 | 8701112         | WOOD       |              |        | NATL                   | 44            | 1.5             |              |
| TOTAL POPULATION SERVED BY SOURCE WATER SYSTEM - - - - - |                 |            |              |        |                        | 44            |                 |              |
| LAGRANCE   | 4700611         | LORAIN     | NaF          | ADJ    | 09/81                  | 1350          |                 | 1.0          |
| TOTAL POPULATION SERVED BY SOURCE WATER SYSTEM - - - - - |                 |            |              |        |                        | 1350          |                 |              |
| LAKE CO E WATER SUB DIST                                 | 4302911         | LAKE       | Acid         | ADJ    | 09/82                  | 10258         |                 | 1.0          |
| OHIO WTR SERV-PERRY                                      | 4301403         | LAKE       |              | CONS   |                        | 961           |                 |              |
| TOTAL POPULATION SERVED BY SOURCE WATER SYSTEM - - - - - |                 |            |              |        |                        | 11219         |                 |              |
| LAKE CO W WTR SUB DIST                                   | 4302411         | LAKE       | Acid         | ADJ    | 03/57                  | 85812         |                 | 1.0          |
| TOTAL POPULATION SERVED BY SOURCE WATER SYSTEM - - - - - |                 |            |              |        |                        | 85812         |                 |              |

POPULATION SERVED FLUORIDATED DRINKING WATER BY SOURCE SYSTEM,  
CONSECUTIVE SYSTEM, AND COUNTY WITHIN STATE (AS OF 12/31/85)

OHIO

| WATER SYSTEM and<br>CONSECUTIVE SYSTEMS SERVED | EPA<br>ID<br>NO    | COUNTY           | CHEM<br>USED | STATUS      | FLUOR<br>START<br>DATE | POP<br>SERVED | NATURAL SYSTEMS<br>NAT OPT<br>LEVEL LEVEL |
|--|--------------------|------------------|--------------|-------------|------------------------|---------------|---|
| LAKENGREN UTILITIES INC                        | 6800712            | PREBLE           |              |             | NATL                   | 400           | 1.1                                       |
| TOTAL POPULATION SERVED BY SOURCE WATER SYSTEM |                    |                  |              |             |                        | 400           |   |
| LAKERIDGE RESORTS INC                          | 4601312            | LOGAN            |              |             | NATL                   | 350           | 1.4                                       |
| TOTAL POPULATION SERVED BY SOURCE WATER SYSTEM |                    |                  |              |             |                        | 350           |   |
| LAKESIDE COURT MHP                             | 4601412            | LOGAN            |              |             | NATL                   | 64            | 1.4                                       |
| TOTAL POPULATION SERVED BY SOURCE WATER SYSTEM |                    |                  |              |             |                        | 64            |   |
| LAKESIDE ESTATES MHP                           | 0600312            | AUGLAIZE         |              |             | NATL                   | 62            | 1.5                                       |
| TOTAL POPULATION SERVED BY SOURCE WATER SYSTEM |                    |                  |              |             |                        | 62            |   |
| LAKESIDE TRAILER PARK                          | 3200712            | HANCOCK          |              |             | NATL                   | 84            | 0.9                                       |
| TOTAL POPULATION SERVED BY SOURCE WATER SYSTEM |                    |                  |              |             |                        | 84            |   |
| LAKEVIEW                                       | 4601512            | LOGAN            |              |             | NATL                   | 1089          | 1.2                                       |
| TOTAL POPULATION SERVED BY SOURCE WATER SYSTEM |                    |                  |              |             |                        | 1089          |   |
| LAURA  | 5500612            | MIAMI            |              |             | NATL                   | 500           | 1.5                                       |
| TOTAL POPULATION SERVED BY SOURCE WATER SYSTEM |                    |                  |              |             |                        | 500           |   |
| LAWRENCEVILLE                                  | 1202812            | CLARK            |              |             | NATL                   | 200           | 1.9                                       |
| TOTAL POPULATION SERVED BY SOURCE WATER SYSTEM |                    |                  |              |             |                        | 200           |   |
| LE-AX WATER CO<br>ALBANY                       | 0501111<br>0500003 | ATHENS<br>ATHENS | Acid         | ADJ<br>CONS | 09/77                  | 7500<br>892   | 1.0                                       |
| TOTAL POPULATION SERVED BY SOURCE WATER SYSTEM |                    |                  |              |             |                        | 8392          |   |
| LEESBURG                                       | 3600712            | HIGHLAND         |              |             | NATL                   | 1150          | 0.9                                       |
| TOTAL POPULATION SERVED BY SOURCE WATER SYSTEM |                    |                  |              |             |                        | 1150          |   |
| LEIPSIC  | 6900612            | PUTNAM           |              |             | NATL                   | 2200          | 2.6                                       |
| TOTAL POPULATION SERVED BY SOURCE WATER SYSTEM |                    |                  |              |             |                        | 2200          |   |
| LEISURE VILLAGE MHP                            | 4502112            | LICKING          |              |             | NATL                   | 210           | 1.6                                       |
| TOTAL POPULATION SERVED BY SOURCE WATER SYSTEM |                    |                  |              |             |                        | 210           |   |

POPULATION SERVED FLUORIDATED DRINKING WATER BY SOURCE SYSTEM,  
CONSECUTIVE SYSTEM, AND COUNTY WITHIN STATE (AS OF 12/31/85)

OHIO

| WATER SYSTEM and<br>CONSECUTIVE SYSTEMS SERVED           | EPA<br>ID<br>NO | COUNTY     | CHEM<br>USED | STATUS | FLUOR<br>START<br>DATE | POP<br>SERVED | NATURAL SYSTEMS<br>NAT<br>LEVEL | OPT<br>LEVEL |
|--|-----------------|------------|--------------|--------|------------------------|---------------|---------------------------------|--------------|
| LIAL CONVENT   | 4836912         | LUCAS      |              |        | NATL                   | 60            | 1.8                             |              |
| TOTAL POPULATION SERVED BY SOURCE WATER SYSTEM - - - - - |                 |            |              |        |                        | 60            |                                 |              |
| LICKING CO-JARDIN MANOR SWD 5                            | 4503412         | LICKING    |              |        | NATL                   | 342           | 1.1                             |              |
| TOTAL POPULATION SERVED BY SOURCE WATER SYSTEM - - - - - |                 |            |              |        |                        | 342           |                                 |              |
| LIMA   | 0200811         | ALLEN      | Acid         | ADJ    | 06/71                  | 67539         |                                 | 1.0          |
| ELIDA  | 0200503         | ALLEN      |              | CONS   |                        | 3000          |                                 |              |
| TOTAL POPULATION SERVED BY SOURCE WATER SYSTEM - - - - - |                 |            |              |        |                        | 70539         |                                 |              |
| LINCOLN AVE MHP  | 3301313         | HARDIN     |              |        | NATL                   | 74            | 0.8                             |              |
| TOTAL POPULATION SERVED BY SOURCE WATER SYSTEM - - - - - |                 |            |              |        |                        | 74            |                                 |              |
| LINDSEY  | 7200512         | SANDUSKY   |              |        | NATL                   | 650           | 1.2                             |              |
| TOTAL POPULATION SERVED BY SOURCE WATER SYSTEM - - - - - |                 |            |              |        |                        | 650           |                                 |              |
| LITTLE HOCKING   | 8400212         | WASHINGTON | Acid         | ADJ    | 05/84                  | 6300          |                                 | 1.0          |
| WARREN COMMUNITY W&S #1                                  | 8401003         | WARREN     |              | CONS   |                        | 2500          |                                 |              |
| TOTAL POPULATION SERVED BY SOURCE WATER SYSTEM - - - - - |                 |            |              |        |                        | 8800          |                                 |              |
| LODI   | 5200412         | MEDINA     | NaF          | ADJ    | 07/81                  | 3100          |                                 | 1.0          |
| TOTAL POPULATION SERVED BY SOURCE WATER SYSTEM - - - - - |                 |            |              |        |                        | 3100          |                                 |              |
| LOGAN  | 3700612         | HOCKING    | Acid         | ADJ    | 06/63                  | 6557          |                                 | 1.0          |
| TOTAL POPULATION SERVED BY SOURCE WATER SYSTEM - - - - - |                 |            |              |        |                        | 6557          |                                 |              |
| LONDON   | 4900712         | MADISON    |              |        | NATL                   | 7000          | 0.8                             |              |
| TOTAL POPULATION SERVED BY SOURCE WATER SYSTEM - - - - - |                 |            |              |        |                        | 7000          |                                 |              |
| LORAIN   | 4700711         | LORAIN     | NaSiF6       | ADJ    | 11/55                  | 84339         |                                 | 1.0          |
| TOTAL POPULATION SERVED BY SOURCE WATER SYSTEM - - - - - |                 |            |              |        |                        | 84339         |                                 |              |
| LOUISVILLE   | 7603012         | STARK      | Acid         | ADJ    | 09/77                  | 7800          |                                 | 1.0          |
| TOTAL POPULATION SERVED BY SOURCE WATER SYSTEM - - - - - |                 |            |              |        |                        | 7800          |                                 |              |
| LOVELAND   | 1300812         | CLERMONT   | Acid         | ADJ    | 01/78                  | 9800          |                                 | 1.0          |
| TOTAL POPULATION SERVED BY SOURCE WATER SYSTEM - - - - - |                 |            |              |        |                        | 9800          |                                 |              |

POPULATION SERVED FLUORIDATED DRINKING WATER BY SOURCE SYSTEM,  
CONSECUTIVE SYSTEM, AND COUNTY WITHIN STATE (AS OF 12/31/85)

OHIO

| WATER SYSTEM and<br>CONSECUTIVE SYSTEMS SERVED           | EPA<br>ID<br>NO | COUNTY     | CHEM<br>USED | STATUS | FLUOR<br>START<br>DATE | POP<br>SERVED | NATURAL SYSTEMS<br>NAT<br>LEVEL | OPT<br>LEVEL |
|--|-----------------|------------|--------------|--------|------------------------|---------------|---------------------------------|--------------|
| MAHONING VALLEY SAN DIST                                 | 7801811         | TRUMBULL   | Acid         | ADJ    | 10/52                  | 25            |                                 | 1.0          |
| CANFIELD   | 5000503         | MAHONING   |              | CONS   |                        | 5830          |                                 |              |
| GIRARD   | 7801103         | TRUMBULL   |              | CONS   |                        | 15000         |                                 |              |
| MCDONALD   | 7802003         | TRUMBULL   |              | CONS   |                        | 4750          |                                 |              |
| NILES  | 7802403         | TRUMBULL   |              | CONS   |                        | 26000         |                                 |              |
| TRUMBULL CO-MINERAL RIDGE                                | 7803503         | TRUMBULL   |              | CONS   |                        | 3288          |                                 |              |
| YOUNGSTOWN   | 5002303         | MAHONING   |              | CONS   |                        | 115000        |                                 |              |
| TOTAL POPULATION SERVED BY SOURCE WATER SYSTEM - - - - - |                 |            |              |        |                        | 169893        |                                 |              |
| MAPLECROFT MHP   | 5001312         | MAHONING   |              | NATL   |                        | 100           |                                 | 1.0          |
| TOTAL POPULATION SERVED BY SOURCE WATER SYSTEM - - - - - |                 |            |              |        |                        | 100           |                                 |              |
| MARCUS'S FIELDBROOK INC                                  | 1203012         | CLARK      |              | NATL   |                        | 235           |                                 | 1.4          |
| TOTAL POPULATION SERVED BY SOURCE WATER SYSTEM - - - - - |                 |            |              |        |                        | 235           |                                 |              |
| MARIETTA   | 8400412         | WASHINGTON | Acid         | ADJ    | 08/62                  | 21450         |                                 | 1.0          |
| RENO AREA W&S NO 1                                       | 8402503         | WASHINGTON |              | CONS   |                        | 900           |                                 |              |
| RENO AREA W&S NO 2                                       | 8402803         | WASHINGTON |              | CONS   |                        | 700           |                                 |              |
| RENO AREA W&S-KARDEX                                     | 8402903         | WASHINGTON |              | CONS   |                        | 100           |                                 |              |
| RENO AREA W&S-SUNNYVIEW                                  | 8402603         | WASHINGTON |              | CONS   |                        | 250           |                                 |              |
| WARREN COMMUNITY W&S #2                                  | 8402703         | WARREN     |              | CONS   |                        | 560           |                                 |              |
| TOTAL POPULATION SERVED BY SOURCE WATER SYSTEM - - - - - |                 |            |              |        |                        | 23960         |                                 |              |
| MARRK-V WATER CO INC                                     | 0201512         | ALLEN      |              | NATL   |                        | 465           |                                 | 1.6          |
| TOTAL POPULATION SERVED BY SOURCE WATER SYSTEM - - - - - |                 |            |              |        |                        | 465           |                                 |              |
| MARTINS FERRY  | 0701212         | BELMONT    | NaSiF6       | ADJ    | 08/52                  | 17000         |                                 | 1.0          |
| GEORGETOWN WIR DIST                                      | 3400503         | HARRISON   |              | CONS   |                        | 216           |                                 |              |
| TRI-COUNTY WIR AUJH                                      | 3401403         | HARRISON   |              | CONS   |                        | 2000          |                                 |              |
| ADENA  | 4100003         | JEFFERSON  |              | CONS   |                        | 1200          |                                 |              |
| TOTAL POPULATION SERVED BY SOURCE WATER SYSTEM - - - - - |                 |            |              |        |                        | 20416         |                                 |              |
| MASON  | 8300812         | WARREN     | Acid         | ADJ    | 08/80                  | 9000          |                                 | 1.0          |
| TOTAL POPULATION SERVED BY SOURCE WATER SYSTEM - - - - - |                 |            |              |        |                        | 9000          |                                 |              |
| MAYSVILLE REG WATER                                      | 6001411         | MUSKINGUM  | Acid         | ADJ    | 10/83                  | 4160          |                                 | 1.0          |
| TOTAL POPULATION SERVED BY SOURCE WATER SYSTEM - - - - - |                 |            |              |        |                        | 4160          |                                 |              |
| MCCARTYVILLE WELL ASSOC                                  | 7500812         | SHELBY     |              | NATL   |                        | 240           |                                 | 1.2          |
| TOTAL POPULATION SERVED BY SOURCE WATER SYSTEM - - - - - |                 |            |              |        |                        | 240           |                                 |              |

POPULATION SERVED FLUORIDATED DRINKING WATER BY SOURCE SYSTEM,  
CONSECUTIVE SYSTEM, AND COUNTY WITHIN STATE (AS OF 12/31/85)

OHIO

| WATER SYSTEM and<br>CONSECUTIVE SYSTEMS SERVED | EPA<br>ID<br>NO | COUNTY     | CHEM<br>USED | STATUS | FLUOR<br>START<br>DATE | POP<br>SERVED  | NATURAL SYSTEMS<br>NAT<br>LEVEL | OPT<br>LEVEL |
|--|-----------------|------------|--------------|--------|------------------------|--|---------------------------------|--------------|
| MCGUFFY  | 3300712         | HARDIN     |              |        | NATL                   | 630  | 2.1                             |              |
|  |                 |            |              |        |                        | TOTAL POPULATION SERVED BY SOURCE WATER SYSTEM - - - - - | 630                             |              |
| MECHANICSBURG                                  | 1100712         | CHAMPAIGN  | NaF          | ADJ    | 04/84                  | 1800   |                                 | 1.0          |
|  |                 |            |              |        |                        | TOTAL POPULATION SERVED BY SOURCE WATER SYSTEM - - - - - | 1800                            |              |
| MEDINA   | 5200514         | MEDINA     | NaSiF6       | ADJ    | 12/53                  | 16000  |                                 | 1.0          |
|  |                 |            |              |        |                        | TOTAL POPULATION SERVED BY SOURCE WATER SYSTEM - - - - - | 16000                           |              |
| MENDON   | 5400612         | MERCER     |              |        | NATL                   | 762  |                                 | 1.3          |
|  |                 |            |              |        |                        | TOTAL POPULATION SERVED BY SOURCE WATER SYSTEM - - - - - | 762                             |              |
| MERCER COUNTY HOME                             | 5400712         | MERCER     |              |        | NATL                   | 66   |                                 | 1.2          |
|  |                 |            |              |        |                        | TOTAL POPULATION SERVED BY SOURCE WATER SYSTEM - - - - - | 66                              |              |
| MERCER COUNTY HOME #2                          | 5402312         | MERCER     |              |        | NATL                   | 66   |                                 | 1.1          |
|  |                 |            |              |        |                        | TOTAL POPULATION SERVED BY SOURCE WATER SYSTEM - - - - - | 66                              |              |
| MIAMI CO-CREEKWOOD                             | 5502412         | MIAMI      |              |        | NATL                   | 60   |                                 | 0.9          |
|  |                 |            |              |        |                        | TOTAL POPULATION SERVED BY SOURCE WATER SYSTEM - - - - - | 60                              |              |
| MIAMISBURG                                     | 5701212         | MONTGOMERY | Acid         | ADJ    | 02/72                  | 15300  |                                 | 1.0          |
|  |                 |            |              |        |                        | TOTAL POPULATION SERVED BY SOURCE WATER SYSTEM - - - - - | 15300                           |              |
| MID CITY MHP                                   | 7201212         | SANDUSKY   |              |        | NATL                   | 300  |                                 | 1.5          |
|  |                 |            |              |        |                        | TOTAL POPULATION SERVED BY SOURCE WATER SYSTEM - - - - - | 300                             |              |
| MIDDLE POINT                                   | 8100312         | VAN WERT   |              |        | NATL                   | 710  |                                 | 1.2          |
|  |                 |            |              |        |                        | TOTAL POPULATION SERVED BY SOURCE WATER SYSTEM - - - - - | 710                             |              |
| MIDDLEFIELD                                    | 2802012         | GEAUGA     | Acid         | ADJ    | 09/81                  | 1850   |                                 | 1.0          |
|  |                 |            |              |        |                        | TOTAL POPULATION SERVED BY SOURCE WATER SYSTEM - - - - - | 1850                            |              |
| MIDWAY MOBILE HOME PARK                        | 7200612         | SANDUSKY   |              |        | NATL                   | 113  |                                 | 1.2          |
|  |                 |            |              |        |                        | TOTAL POPULATION SERVED BY SOURCE WATER SYSTEM - - - - - | 113                             |              |



POPULATION SERVED FLUORIDATED DRINKING WATER BY SOURCE SYSTEM,  
CONSECUTIVE SYSTEM, AND COUNTY WITHIN STATE (AS OF 12/31/85)

# OHIO

| WATER SYSTEM and<br>CONSECUTIVE SYSTEMS SERVED           | EPA<br>ID<br>NO | COUNTY     | CHEM<br>USED | STATUS | FLUOR<br>START<br>DATE | POP<br>SERVED | NATURAL SYSTEMS<br>NAT<br>LEVEL | OPT<br>LEVEL |
|--|-----------------|------------|--------------|--------|------------------------|---------------|---------------------------------|--------------|
| MILFORD  | 1301012         | CLERMONT   | Acid         | ADJ    | 09/82                  | 5300          |                                 | 1.0          |
| TOTAL POPULATION SERVED BY SOURCE WATER SYSTEM - - - - - |                 |            |              |        |                        | 5300          |                                 |              |
| MILFORD CENTER   | 8000212         | UNION      |              | NATL   |                        | 1000          |                                 | 1.6          |
| TOTAL POPULATION SERVED BY SOURCE WATER SYSTEM - - - - - |                 |            |              |        |                        | 1000          |                                 |              |
| MILLERSPORT  | 2301212         | FAIRFIELD  |              | NATL   |                        | 1400          |                                 | 1.7          |
| TOTAL POPULATION SERVED BY SOURCE WATER SYSTEM - - - - - |                 |            |              |        |                        | 1400          |                                 |              |
| MINGO JUNCTION   | 4101612         | JEFFERSON  | Acid         | ADJ    | 09/77                  | 5200          |                                 | 1.0          |
| TOTAL POPULATION SERVED BY SOURCE WATER SYSTEM - - - - - |                 |            |              |        |                        | 5200          |                                 |              |
| MINSTER  | 0600412         | AUGLAIZE   |              | NATL   |                        | 2557          |                                 | 1.1          |
| TOTAL POPULATION SERVED BY SOURCE WATER SYSTEM - - - - - |                 |            |              |        |                        | 2557          |                                 |              |
| MONROE MHP   | 1203112         | CLARK      |              | NATL   |                        | 25            |                                 | 1.6          |
| TOTAL POPULATION SERVED BY SOURCE WATER SYSTEM - - - - - |                 |            |              |        |                        | 25            |                                 |              |
| MONTGOMERY CO-GREATER MORAIN                             | 5701312         | MONTGOMERY |              | ADJ    | 01/83                  | 135000        |                                 | 1.0          |
| TOTAL POPULATION SERVED BY SOURCE WATER SYSTEM - - - - - |                 |            |              |        |                        | 135000        |                                 |              |
| MOORE MHP  | 3401012         | HARRISON   |              | NATL   |                        | 100           |                                 | 1.0          |
| TOTAL POPULATION SERVED BY SOURCE WATER SYSTEM - - - - - |                 |            |              |        |                        | 100           |                                 |              |
| MORNING VIEW CARE CENTER                                 | 5100112         | MARION     |              | NATL   |                        | 51            |                                 | 0.9          |
| TOTAL POPULATION SERVED BY SOURCE WATER SYSTEM - - - - - |                 |            |              |        |                        | 51            |                                 |              |
| MORNING VIEW CARE CENTER                                 | 5900312         | MORROW     |              | NATL   |                        | 55            |                                 | 0.8          |
| TOTAL POPULATION SERVED BY SOURCE WATER SYSTEM - - - - - |                 |            |              |        |                        | 55            |                                 |              |
| MORRIS PLAZA MHP   | 1900812         | DARKE      |              | NATL   |                        | 110           |                                 | 1.1          |
| TOTAL POPULATION SERVED BY SOURCE WATER SYSTEM - - - - - |                 |            |              |        |                        | 110           |                                 |              |
| MOUNT BLANCHARD  | 3200512         | HANCOCK    |              | NATL   |                        | 460           |                                 | 1.0          |
| TOTAL POPULATION SERVED BY SOURCE WATER SYSTEM - - - - - |                 |            |              |        |                        | 460           |                                 |              |

POPULATION SERVED FLUORIDATED DRINKING WATER BY SOURCE SYSTEM,  
CONSECUTIVE SYSTEM, AND COUNTY WITHIN STATE (AS OF 12/31/85)

OHIO

| WATER SYSTEM and<br>CONSECUTIVE SYSTEMS SERVED           | EPA<br>ID<br>NO | COUNTY   | CHEM<br>USED | STATUS | FLUOR<br>START<br>DATE | POP<br>SERVED | NATURAL SYSTEMS<br>NAT<br>LEVEL | OPT<br>LEVEL |
|--|-----------------|----------|--------------|--------|------------------------|---------------|---------------------------------|--------------|
| MOUNT GILEAD   | 5900712         | MORROW   |              | NATL   |                        | 3500          | 0.9                             |              |
| TOTAL POPULATION SERVED BY SOURCE WATER SYSTEM - - - - - |                 |          |              |        |                        | 3500          |                                 |              |
| MOUNT ORAB   | 0801011         | BROWN    | Acid         | ADJ    | 09/81                  | 3250          |                                 | 1.0          |
| TOTAL POPULATION SERVED BY SOURCE WATER SYSTEM - - - - - |                 |          |              |        |                        | 3250          |                                 |              |
| MOUNT STERLING   | 4900812         | MADISON  |              | NATL   |                        | 1700          | 1.2                             |              |
| TOTAL POPULATION SERVED BY SOURCE WATER SYSTEM - - - - - |                 |          |              |        |                        | 1700          |                                 |              |
| MOUNT VICTORY  | 3300912         | HARDIN   |              | NATL   |                        | 650           | 2.1                             |              |
| TOTAL POPULATION SERVED BY SOURCE WATER SYSTEM - - - - - |                 |          |              |        |                        | 650           |                                 |              |
| MUSKINGUM CONSV DIST                                     | 7003312         | RICHLAND |              | NATL   |                        | 350           | 1.1                             |              |
| TOTAL POPULATION SERVED BY SOURCE WATER SYSTEM - - - - - |                 |          |              |        |                        | 350           |                                 |              |
| MYERS ADDITION   | 3300812         | HARDIN   |              | NATL   |                        | 68            | 1.8                             |              |
| TOTAL POPULATION SERVED BY SOURCE WATER SYSTEM - - - - - |                 |          |              |        |                        | 68            |                                 |              |
| NAPOLEON   | 3500811         | HENRY    | NaSiF6       | ADJ    | 09/71                  | 8450          |                                 | 1.0          |
| FLORIDA  | 3501203         | HENRY    |              | CONS   |                        | 357           |                                 |              |
| LIBERTY CENTER   | 3500603         | HENRY    |              | CONS   |                        | 1111          |                                 |              |
| TOTAL POPULATION SERVED BY SOURCE WATER SYSTEM - - - - - |                 |          |              |        |                        | 9918          |                                 |              |
| NEIGHBOR WATER CO  | 5402212         | MERCER   |              | NATL   |                        | 400           | 1.8                             |              |
| TOTAL POPULATION SERVED BY SOURCE WATER SYSTEM - - - - - |                 |          |              |        |                        | 400           |                                 |              |
| NELSON LEDGES EST MHP                                    | 6702412         | PORTAGE  |              | NATL   |                        | 309           | 1.0                             |              |
| TOTAL POPULATION SERVED BY SOURCE WATER SYSTEM - - - - - |                 |          |              |        |                        | 309           |                                 |              |
| NELSONVILLE  | 0501214         | ATHENS   | Acid         | ADJ    | 02/72                  | 6500          |                                 | 1.0          |
| TOTAL POPULATION SERVED BY SOURCE WATER SYSTEM - - - - - |                 |          |              |        |                        | 6500          |                                 |              |
| NEVADA   | 8800312         | WYANDOT  |              | NATL   |                        | 940           | 1.1                             |              |
| TOTAL POPULATION SERVED BY SOURCE WATER SYSTEM - - - - - |                 |          |              |        |                        | 940           |                                 |              |
| NEW BREMEN   | 0600512         | AUGLAIZE |              | NATL   |                        | 2600          | 1.7                             |              |
| TOTAL POPULATION SERVED BY SOURCE WATER SYSTEM - - - - - |                 |          |              |        |                        | 2600          |                                 |              |

POPULATION SERVED FLUORIDATED DRINKING WATER BY SOURCE SYSTEM,  
CONSECUTIVE SYSTEM, AND COUNTY WITHIN STATE (AS OF 12/31/85)

# OHIO

| WATER SYSTEM and<br>CONSECUTIVE SYSTEMS SERVED           | EPA<br>ID<br>NO | COUNTY     | CHEM<br>USED | STATUS | FLUOR<br>START<br>DATE | POP<br>SERVED | NATURAL SYSTEMS<br>NAT<br>LEVEL | OPT<br>LEVEL |
|--|-----------------|------------|--------------|--------|------------------------|---------------|---------------------------------|--------------|
| NEW CONCORD  | 6001711         | MUSKINGUM  | NaF          | ADJ    | 03/75                  | 3300          |                                 | 1.0          |
| TOTAL POPULATION SERVED BY SOURCE WATER SYSTEM - - - - - |                 |            |              |        |                        | 3300          |                                 |              |
| NEW HOLLAND  | 6501612         | PICKAWAY   |              | NATL   |                        | 810           | 1.6                             |              |
| TOTAL POPULATION SERVED BY SOURCE WATER SYSTEM - - - - - |                 |            |              |        |                        | 810           |                                 |              |
| NEW LEBANON  | 5701812         | MONTGOMERY |              | NATL   |                        | 4900          | 1.2                             |              |
| TOTAL POPULATION SERVED BY SOURCE WATER SYSTEM - - - - - |                 |            |              |        |                        | 4900          |                                 |              |
| NEW LEXINGTON  | 6400411         | PERRY      | Acid         | ADJ    | 06/75                  | 5200          |                                 | 1.0          |
| TOTAL POPULATION SERVED BY SOURCE WATER SYSTEM - - - - - |                 |            |              |        |                        | 5200          |                                 |              |
| NEW VIENNA   | 1400815         | CLINTON    |              | NATL   |                        | 1133          | 1.0                             |              |
| TOTAL POPULATION SERVED BY SOURCE WATER SYSTEM - - - - - |                 |            |              |        |                        | 1133          |                                 |              |
| NEWARK   | 4502314         | LICKING    | NaSiF6       | ADJ    | 05/57                  | 42000         |                                 | 1.0          |
| TOTAL POPULATION SERVED BY SOURCE WATER SYSTEM - - - - - |                 |            |              |        |                        | 42000         |                                 |              |
| NEWCOMERSTOWN  | 7900912         | TUSCARAWAS | Acid         | ADJ    | 03/83                  | 4000          |                                 | 1.0          |
| TOTAL POPULATION SERVED BY SOURCE WATER SYSTEM - - - - - |                 |            |              |        |                        | 4000          |                                 |              |
| NEWTON FALLS   | 7802311         | TRUMBULL   | Acid         | ADJ    | 01/74                  | 6500          |                                 | 1.0          |
| LORDSTOWN  | 7804403         | TRUMBULL   |              | CONS   |                        | 500           |                                 |              |
| TOTAL POPULATION SERVED BY SOURCE WATER SYSTEM - - - - - |                 |            |              |        |                        | 7000          |                                 |              |
| NEY  | 2000512         | DEFIANCE   |              | NATL   |                        | 400           | 1.0                             |              |
| TOTAL POPULATION SERVED BY SOURCE WATER SYSTEM - - - - - |                 |            |              |        |                        | 400           |                                 |              |
| NORLICK PLACE UTIL CO                                    | 8601012         | WILLIAMS   |              | NATL   |                        | 322           | 1.0                             |              |
| TOTAL POPULATION SERVED BY SOURCE WATER SYSTEM - - - - - |                 |            |              |        |                        | 322           |                                 |              |
| NORTH BALTIMORE  | 8701611         | LUCAS      | Acid         | ADJ    | 02/85                  | 3200          |                                 | 1.0          |
| TOTAL POPULATION SERVED BY SOURCE WATER SYSTEM - - - - - |                 |            |              |        |                        | 3200          |                                 |              |
| NORTH CANTON   | 7604312         | STARK      | Acid         | ADJ    | 11/74                  | 17000         |                                 | 1.0          |
| TOTAL POPULATION SERVED BY SOURCE WATER SYSTEM - - - - - |                 |            |              |        |                        | 17000         |                                 |              |

POPULATION SERVED FLUORIDATED DRINKING WATER BY SOURCE SYSTEM,  
CONSECUTIVE SYSTEM, AND COUNTY WITHIN STATE (AS OF 12/31/85)

# OHIO

| WATER SYSTEM and<br>CONSECUTIVE SYSTEMS SERVED           | EPA<br>ID<br>NO | COUNTY    | CHEM<br>USED | STATUS | FLUOR<br>START<br>DATE | POP<br>SERVED | NATURAL SYSTEMS |              |
|--|-----------------|-----------|--------------|--------|------------------------|---------------|-----------------|--------------|
|  |                 |           |              |        |                        |               | NAT<br>LEVEL    | OPT<br>LEVEL |
| NORTH HAMPTON  | 1203412         | CLARK     |              |        | NATL                   | 500           | 1.6             |              |
| TOTAL POPULATION SERVED BY SOURCE WATER SYSTEM - - - - - |                 |           |              |        |                        | 500           |                 |              |
| NORTH LEWISBURG  | 1100812         | CHAMPAIGN |              |        | NATL                   | 1000          | 1.3             |              |
| TOTAL POPULATION SERVED BY SOURCE WATER SYSTEM - - - - - |                 |           |              |        |                        | 1000          |                 |              |
| NORTHLAND PARK MHP                                       | 8601112         | WILLIAMS  |              |        | NATL                   | 60            | 1.6             |              |
| TOTAL POPULATION SERVED BY SOURCE WATER SYSTEM - - - - - |                 |           |              |        |                        | 60            |                 |              |
| NORTHVIEW UTIL ASSOC                                     | 7500912         | SHELBY    |              |        | NATL                   | 100           | 1.6             |              |
| TOTAL POPULATION SERVED BY SOURCE WATER SYSTEM - - - - - |                 |           |              |        |                        | 100           |                 |              |
| NORTHWOOD HOMEOWNERS ASSOC                               | 5401912         | MERCER    |              |        | NATL                   | 152           | 1.9             |              |
| TOTAL POPULATION SERVED BY SOURCE WATER SYSTEM - - - - - |                 |           |              |        |                        | 152           |                 |              |
| NORWALK  | 3901111         | HURON     | Acid         | ADJ    | 11/71                  | 14600         |                 | 1.0          |
| TOTAL POPULATION SERVED BY SOURCE WATER SYSTEM - - - - - |                 |           |              |        |                        | 14600         |                 |              |
| OAK HILL   | 4000411         | JACKSON   | Acid         | ADJ    | 03/75                  | 3000          |                 | 1.0          |
| TOTAL POPULATION SERVED BY SOURCE WATER SYSTEM - - - - - |                 |           |              |        |                        | 3000          |                 |              |
| OAK HILL APARTMENTS                                      | 7202012         | SANDUSKY  |              |        | NATL                   | 32            | 1.3             |              |
| TOTAL POPULATION SERVED BY SOURCE WATER SYSTEM - - - - - |                 |           |              |        |                        | 32            |                 |              |
| OAK HILL MHP   | 3000412         | GUERNSEY  |              |        | NATL                   | 97            | 0.8             |              |
| TOTAL POPULATION SERVED BY SOURCE WATER SYSTEM - - - - - |                 |           |              |        |                        | 97            |                 |              |
| OAK HILLS MHP  | 2502112         | FRANKLIN  |              |        | NATL                   | 64            | 1.4             |              |
| TOTAL POPULATION SERVED BY SOURCE WATER SYSTEM - - - - - |                 |           |              |        |                        | 64            |                 |              |
| OAKWOOD  | 6300312         | PAULDING  |              |        | NATL                   | 850           | 2.1             |              |
| TOTAL POPULATION SERVED BY SOURCE WATER SYSTEM - - - - - |                 |           |              |        |                        | 850           |                 |              |
| OAKWOOD ACRES INC  | 4900912         | MADISON   |              |        | NATL                   | 98            | 1.1             |              |
| TOTAL POPULATION SERVED BY SOURCE WATER SYSTEM - - - - - |                 |           |              |        |                        | 98            |                 |              |

POPULATION SERVED FLUORIDATED DRINKING WATER BY SOURCE SYSTEM,  
CONSECUTIVE SYSTEM, AND COUNTY WITHIN STATE (AS OF 12/31/85)

**OHIO**

| WATER SYSTEM and<br>CONSECUTIVE SYSTEMS SERVED           | EPA<br>ID<br>NO | COUNTY   | CHEM<br>USED | STATUS | FLUOR<br>START<br>DATE | POP<br>SERVED | NATURAL SYSTEMS<br>NAT<br>LEVEL | OPT<br>LEVEL |
|--|-----------------|----------|--------------|--------|------------------------|---------------|---------------------------------|--------------|
| OAKWOOD MHP  | 8601212         | WILLIAMS |              |        | NATL                   | 125           | 1.0                             |              |
| TOTAL POPULATION SERVED BY SOURCE WATER SYSTEM - - - - - |                 |          |              |        |                        | 125           |                                 |              |
| OBERLIN  | 4700911         | LORAIN   | Acid         | ADJ    | 03/54                  | 9300          |                                 | 1.0          |
| TOTAL POPULATION SERVED BY SOURCE WATER SYSTEM - - - - - |                 |          |              |        |                        | 9300          |                                 |              |
| OHIO CITY  | 8100412         | VAN WERT |              |        | NATL                   | 816           | 1.4                             |              |
| TOTAL POPULATION SERVED BY SOURCE WATER SYSTEM - - - - - |                 |          |              |        |                        | 816           |                                 |              |
| OHIO CR-LONDON CORRECTIONAL                              | 4901012         | MADISON  |              |        | NATL                   | 2200          | 1.0                             |              |
| TOTAL POPULATION SERVED BY SOURCE WATER SYSTEM - - - - - |                 |          |              |        |                        | 2200          |                                 |              |
| OHIO CR/PRE-RELEASE CENTER                               | 6501712         | PICKAWAY |              |        | NATL                   | 3200          | 1.1                             |              |
| TOTAL POPULATION SERVED BY SOURCE WATER SYSTEM - - - - - |                 |          |              |        |                        | 3200          |                                 |              |
| OHIO DNR-BURR OAK  | 0501311         | ATHENS   | Acid         | ADJ    | 11/72                  | 150           |                                 | 1.0          |
| BISHOPVILLE W&S ASSOC                                    | 0500403         | ATHENS   |              |        | CONS                   | 900           |                                 |              |
| CARBON HILL  | 3700103         | HOCKING  |              |        | CONS                   | 700           |                                 |              |
| CORNING  | 6400003         | PERRY    |              |        | CONS                   | 999           |                                 |              |
| CORNING  | 6400003         | PERRY    |              |        | CONS                   | 999           |                                 |              |
| GLOUSTER   | 0500703         | ATHENS   |              |        | CONS                   | 2211          |                                 |              |
| HOLLISTER WATER ASSOC                                    | 0500903         | ATHENS   |              |        | CONS                   | 300           |                                 |              |
| JACKSONVILLE   | 0501003         | ATHENS   |              |        | CONS                   | 700           |                                 |              |
| MURRAY CITY  | 3700803         | HOCKING  |              |        | CONS                   | 579           |                                 |              |
| NEW STRAITTSVILLE SYSTEM #1                              | 6400503         | PERRY    |              |        | CONS                   | 783           |                                 |              |
| NEW STRAITTSVILLE SYSTEM #2                              | 6402203         | PERRY    |              |        | CONS                   | 93            |                                 |              |
| OLD STRAITTSVILLE WATER #1                               | 6402103         | PERRY    |              |        | CONS                   | 84            |                                 |              |
| OLD STRAITTSVILLE WATER #2                               | 6401403         | PERRY    |              |        | CONS                   | 444           |                                 |              |
| RENDVILLE  | 6400603         | ATHENS   |              |        | CONS                   | 90            |                                 |              |
| SHAWNEE  | 6401003         | PERRY    |              |        | CONS                   | 750           |                                 |              |
| SO PERRY CO-BUCKINGHAM                                   | 6401503         | PERRY    |              |        | CONS                   | 45            |                                 |              |
| SO PERRY CO-CONGO  | 6401603         | PERRY    |              |        | CONS                   | 453           |                                 |              |
| SO PERRY CO-DRAKES                                       | 6401703         | PERRY    |              |        | CONS                   | 57            |                                 |              |
| SO PERRY CO-HEMLOCK                                      | 6401803         | PERRY    |              |        | CONS                   | 228           |                                 |              |
| SO PERRY CO-MILLERTOWN                                   | 6401903         | PERRY    |              |        | CONS                   | 72            |                                 |              |
| SUNDAY CREEK VALLEY WD                                   | 0501503         | ATHENS   |              |        | CONS                   | 2223          |                                 |              |
| TRIMBLE  | 0501703         | ATHENS   |              |        | CONS                   | 510           |                                 |              |
| TOTAL POPULATION SERVED BY SOURCE WATER SYSTEM - - - - - |                 |          |              |        |                        | 13370         |                                 |              |
| OHIO DNR-ZALESKI CONS CAMP                               | 8200312         | VINTON   |              |        | NATL                   | 70            | 1.5                             |              |
| TOTAL POPULATION SERVED BY SOURCE WATER SYSTEM - - - - - |                 |          |              |        |                        | 70            |                                 |              |

POPULATION SERVED FLUORIDATED DRINKING WATER BY SOURCE SYSTEM,  
CONSECUTIVE SYSTEM, AND COUNTY WITHIN STATE (AS OF 12/31/85)

# OHIO

| WATER SYSTEM and<br>CONSECUTIVE SYSTEMS SERVED | EPA<br>ID<br>NO | COUNTY     | CHEM<br>USED | STATUS | FLUOR<br>START<br>DATE | POP<br>SERVED | NATURAL<br>NAT<br>LEVEL | SYSTEMS<br>OPT<br>LEVEL |
|--|-----------------|------------|--------------|--------|------------------------|---------------|-------------------------|-------------------------|
| OHIO SUBURBAN-HUBER HEIGHTS                    | 5702012         | MONTGOMERY | Acid         | ADJ    | 03/74                  | 41000         |                         | 1.0                     |
| TOTAL POPULATION SERVED BY SOURCE WATER SYSTEM |                 |            |              |        |                        | 41000         |                         |                         |
| OHIO UTILS-BLACKLICK                           | 2502412         | FRANKLIN   | Acid         | ADJ    | 10/73                  | 12000         |                         | 1.0                     |
| TOTAL POPULATION SERVED BY SOURCE WATER SYSTEM |                 |            |              |        |                        | 12000         |                         |                         |
| OHIO UTILS-HUBER RIDGE                         | 2502512         | FRANKLIN   | Acid         | ADJ    | 10/71                  | 6745          |                         | 1.0                     |
| TOTAL POPULATION SERVED BY SOURCE WATER SYSTEM |                 |            |              |        |                        | 6745          |                         |                         |
| OHIO UTILS-LAKE DARBY                          | 2502612         | FRANKLIN   |              | NATL   |                        | 2600          |                         | 1.8                     |
| TOTAL POPULATION SERVED BY SOURCE WATER SYSTEM |                 |            |              |        |                        | 2600          |                         |                         |
| OHIO UTILS-TIMBERBROOK                         | 2502712         | FRANKLIN   |              | NATL   |                        | 1100          |                         | 1.9                     |
| TOTAL POPULATION SERVED BY SOURCE WATER SYSTEM |                 |            |              |        |                        | 1100          |                         |                         |
| OHIO WATER SERV-LEE DIST                       | 0400811         | ASHTABULA  | Acid         | ADJ    | 05/72                  | 20000         |                         | 1.0                     |
| TOTAL POPULATION SERVED BY SOURCE WATER SYSTEM |                 |            |              |        |                        | 20000         |                         |                         |
| OHIO WTR SERV-LEW DISTRICT                     | 4301511         | LAKE       | Acid         | ADJ    | 03/68                  | 70000         |                         | 1.0                     |
| TOTAL POPULATION SERVED BY SOURCE WATER SYSTEM |                 |            |              |        |                        | 70000         |                         |                         |
| OHIO WTR SERV-MADISON                          | 4301311         | LAKE       | Acid         | ADJ    | 05/72                  | 25            |                         | 1.0                     |
| TOTAL POPULATION SERVED BY SOURCE WATER SYSTEM |                 |            |              |        |                        | 25            |                         |                         |
| OHIO WTR SERV-MARYSVILLE                       | 8000314         | UNION      | Acid         | ADJ    | 03/74                  | 9000          |                         | 1.0                     |
| TOTAL POPULATION SERVED BY SOURCE WATER SYSTEM |                 |            |              |        |                        | 9000          |                         |                         |
| OHIO WTR SERV-MASSILLON                        | 7604512         | STARK      | NaSiF6       | ADJ    | 07/71                  | 60000         |                         | 1.0                     |
| TOTAL POPULATION SERVED BY SOURCE WATER SYSTEM |                 |            |              |        |                        | 60000         |                         |                         |
| OHIO WTR SERV-STROUTHERS                       | 5001611         | MAHONING   | NaSiF6       | ADJ    | 09/71                  | 48000         |                         | 1.0                     |
| TOTAL POPULATION SERVED BY SOURCE WATER SYSTEM |                 |            |              |        |                        | 48000         |                         |                         |
| OHIO YC-MAUMEE YOUTH CAMP                      | 3500912         | HENRY      |              | NATL   |                        | 189           |                         | 2.9                     |
| TOTAL POPULATION SERVED BY SOURCE WATER SYSTEM |                 |            |              |        |                        | 189           |                         |                         |

POPULATION SERVED FLUORIDATED DRINKING WATER BY SOURCE SYSTEM,  
CONSECUTIVE SYSTEM, AND COUNTY WITHIN STATE (AS OF 12/31/85)

# OHIO

| WATER SYSTEM and<br>CONSECUTIVE SYSTEMS SERVED           | EPA<br>ID<br>NO | COUNTY    | CHEM<br>USED | STATUS | FLUOR<br>START<br>DATE | POP<br>SERVED | NATURAL SYSTEMS<br>NAT<br>LEVEL | OPT<br>LEVEL |
|--|-----------------|-----------|--------------|--------|------------------------|---------------|---------------------------------|--------------|
| OHIO-AMER, ASHTABULA                                     | 0400711         | ASHTABULA | Acid         | ADJ    | 01/71                  | 38500         |                                 | 1.0          |
| TOTAL POPULATION SERVED BY SOURCE WATER SYSTEM - - - - - |                 |           |              |        |                        | 38500         |                                 |              |
| OHIO-AMER, MARION  | 5100414         | MARION    | Acid         | ADJ    | 11/71                  | 52000         |                                 | 1.0          |
| TOTAL POPULATION SERVED BY SOURCE WATER SYSTEM - - - - - |                 |           |              |        |                        | 52000         |                                 |              |
| OHIO-AMER, TIFFIN  | 7400611         | SENECA    | Acid         | ADJ    | 11/66                  | 23000         |                                 | 1.0          |
| TOTAL POPULATION SERVED BY SOURCE WATER SYSTEM - - - - - |                 |           |              |        |                        | 23000         |                                 |              |
| ONTARIO  | 7003512         | RICHLAND  | NaF          | ADJ    | 09/85                  | 2450          |                                 | 1.0          |
| TOTAL POPULATION SERVED BY SOURCE WATER SYSTEM - - - - - |                 |           |              |        |                        | 2450          |                                 |              |
| OREGON   | 4800911         | LUCAS     | NaSiF6       | ADJ    | 12/55                  | 22500         |                                 | 1.0          |
| OTTAWA CO-GENOA AREA                                     | 6201003         | OTTAWA    |              | CONS   |                        | 2400          |                                 |              |
| TOTAL POPULATION SERVED BY SOURCE WATER SYSTEM - - - - - |                 |           |              |        |                        | 24900         |                                 |              |
| ORVILLE  | 8502712         | WAYNE     | NaSiF6       | ADJ    | 04/58                  | 8600          |                                 | 1.0          |
| TOTAL POPULATION SERVED BY SOURCE WATER SYSTEM - - - - - |                 |           |              |        |                        | 8600          |                                 |              |
| OTTAWA   | 6900711         | PUTNAM    | Acid         | ADJ    | 12/85                  | 3850          |                                 | 1.0          |
| GLANDORF   | 6901303         | PUTNAM    |              | CONS   |                        | 784           |                                 |              |
| INDIAN KNOLLS HOMEOWNERS                                 | 6900403         | PUTNAM    |              | CONS   |                        | 105           |                                 |              |
| TOTAL POPULATION SERVED BY SOURCE WATER SYSTEM - - - - - |                 |           |              |        |                        | 4739          |                                 |              |
| OTTOVILLE  | 6900812         | PUTNAM    |              | NATL   |                        | 880           |                                 | 1.3          |
| TOTAL POPULATION SERVED BY SOURCE WATER SYSTEM - - - - - |                 |           |              |        |                        | 880           |                                 |              |
| PAINESVILLE  | 4301611         | LAKE      | NaSiF6       | ADJ    | 09/70                  | 27000         |                                 | 1.0          |
| TOTAL POPULATION SERVED BY SOURCE WATER SYSTEM - - - - - |                 |           |              |        |                        | 27000         |                                 |              |
| PANDORA  | 6900912         | PUTNAM    |              | NATL   |                        | 977           |                                 | 1.3          |
| TOTAL POPULATION SERVED BY SOURCE WATER SYSTEM - - - - - |                 |           |              |        |                        | 977           |                                 |              |
| PARADISE OAKS NURSING HOME                               | 6901012         | PUTNAM    |              | NATL   |                        | 184           |                                 | 1.3          |
| TOTAL POPULATION SERVED BY SOURCE WATER SYSTEM - - - - - |                 |           |              |        |                        | 184           |                                 |              |

POPULATION SERVED FLUORIDATED DRINKING WATER BY SOURCE SYSTEM,  
CONSECUTIVE SYSTEM, AND COUNTY WITHIN STATE (AS OF 12/31/85)

# OHIO

| WATER SYSTEM and<br>CONSECUTIVE SYSTEMS SERVED           | EPA<br>ID<br>NO | COUNTY    | CHEM<br>USED | STATUS | FLUOR<br>START<br>DATE | POP<br>SERVED | NATURAL SYSTEMS<br>NAT<br>LEVEL | OPT<br>LEVEL |
|--|-----------------|-----------|--------------|--------|------------------------|---------------|---------------------------------|--------------|
| PARIS COURT MHP  | 1100212         | CHAMPAIGN |              |        | NATL                   | 125           | 1.6                             |              |
| TOTAL POPULATION SERVED BY SOURCE WATER SYSTEM - - - - - |                 |           |              |        |                        | 125           |                                 |              |
| PARK TERRACE MOBILE PARK                                 | 1203712         | CLARK     |              |        | NATL                   | 120           | 0.8                             |              |
| TOTAL POPULATION SERVED BY SOURCE WATER SYSTEM - - - - - |                 |           |              |        |                        | 120           |                                 |              |
| PARKVIEW APTS  | 4502412         | LICKING   |              |        | NATL                   | 47            | 1.5                             |              |
| TOTAL POPULATION SERVED BY SOURCE WATER SYSTEM - - - - - |                 |           |              |        |                        | 47            |                                 |              |
| PATASKALA  | 4502512         | LICKING   |              |        | NATL                   | 3000          | 1.3                             |              |
| TOTAL POPULATION SERVED BY SOURCE WATER SYSTEM - - - - - |                 |           |              |        |                        | 3000          |                                 |              |
| PAYNE  | 6300712         | PAULDING  |              |        | NATL                   | 1490          | 0.9                             |              |
| TOTAL POPULATION SERVED BY SOURCE WATER SYSTEM - - - - - |                 |           |              |        |                        | 1490          |                                 |              |
| PEACEFUL ACRES MHP                                       | 4801012         | LUCAS     |              |        | NATL                   | 150           | 1.8                             |              |
| TOTAL POPULATION SERVED BY SOURCE WATER SYSTEM - - - - - |                 |           |              |        |                        | 150           |                                 |              |
| PETTISVILLE WATER WORKS                                  | 2600812         | FULTON    |              |        | NATL                   | 75            | 1.2                             |              |
| TOTAL POPULATION SERVED BY SOURCE WATER SYSTEM - - - - - |                 |           |              |        |                        | 75            |                                 |              |
| PICKERINGTON   | 2301512         | FAIRFIELD | Acid         | ADJ    | 07/81                  | 4200          |                                 | 1.0          |
| TOTAL POPULATION SERVED BY SOURCE WATER SYSTEM - - - - - |                 |           |              |        |                        | 4200          |                                 |              |
| PINE GROVE MOBILE ESTATES                                | 7003912         | RICHLAND  |              |        | NATL                   | 75            | 1.5                             |              |
| TOTAL POPULATION SERVED BY SOURCE WATER SYSTEM - - - - - |                 |           |              |        |                        | 75            |                                 |              |
| PINEKIRK NURSING HOME                                    | 4504612         | LICKING   |              |        | NATL                   | 39            | 0.9                             |              |
| TOTAL POPULATION SERVED BY SOURCE WATER SYSTEM - - - - - |                 |           |              |        |                        | 39            |                                 |              |
| PIONEER  | 8601312         | WILLIAMS  |              |        | NATL                   | 985           | 1.0                             |              |
| TOTAL POPULATION SERVED BY SOURCE WATER SYSTEM - - - - - |                 |           |              |        |                        | 985           |                                 |              |
| PIQUA  | 5501211         | MIAMI     | Acid         | ADJ    | 06/77                  | 21500         |                                 | 1.0          |
| TOTAL POPULATION SERVED BY SOURCE WATER SYSTEM - - - - - |                 |           |              |        |                        | 21500         |                                 |              |



POPULATION SERVED FLUORIDATED DRINKING WATER BY SOURCE SYSTEM,  
CONSECUTIVE SYSTEM, AND COUNTY WITHIN STATE (AS OF 12/31/85)

# OHIO

| WATER SYSTEM and<br>CONSECUTIVE SYSTEMS SERVED           | EPA<br>ID<br>NO | COUNTY   | CHEM<br>USED | STATUS | FLUOR<br>START<br>DATE | POP<br>SERVED | NATURAL SYSTEMS<br>NAT<br>LEVEL | OPT<br>LEVEL |
|--|-----------------|----------|--------------|--------|------------------------|---------------|---------------------------------|--------------|
| PLAIN CITY   | 4901112         | MADISON  |              |        | NATL                   | 2150          | 1.8                             |              |
| TOTAL POPULATION SERVED BY SOURCE WATER SYSTEM - - - - - |                 |          |              |        |                        | 2150          |                                 |              |
| PLEASANT ACRES MHP                                       | 2502912         | FRANKLIN |              |        | NATL                   | 150           | 1.3                             |              |
| TOTAL POPULATION SERVED BY SOURCE WATER SYSTEM - - - - - |                 |          |              |        |                        | 150           |                                 |              |
| PLEASANT ACRES MOBILE PARK                               | 5100612         | MARION   |              |        | NATL                   | 172           | 1.1                             |              |
| TOTAL POPULATION SERVED BY SOURCE WATER SYSTEM - - - - - |                 |          |              |        |                        | 172           |                                 |              |
| PLUMWOOD MHP   | 4901212         | MADISON  |              |        | NATL                   | 38            | 1.5                             |              |
| TOTAL POPULATION SERVED BY SOURCE WATER SYSTEM - - - - - |                 |          |              |        |                        | 38            |                                 |              |
| PONDEROSA ESTATES MHP                                    | 2503012         | FRANKLIN |              |        | NATL                   | 115           | 1.3                             |              |
| TOTAL POPULATION SERVED BY SOURCE WATER SYSTEM - - - - - |                 |          |              |        |                        | 115           |                                 |              |
| PORT CLINTON   | 6203211         | OTTAWA   | Acid         | ADJ    | 01/85                  | 11000         |                                 | 1.0          |
| OAK HARBOR   | 6202615         | OTTAWA   |              | CONS   |                        | 4000          |                                 |              |
| TOTAL POPULATION SERVED BY SOURCE WATER SYSTEM - - - - - |                 |          |              |        |                        | 15000         |                                 |              |
| PORTAGE CO SHALERSVILLE                                  | 6702812         | PORTAGE  | Acid         | ADJ    | 08/76                  | 2425          |                                 | 1.0          |
| AURORA   | 6700003         | PORTAGE  |              | CONS   |                        | 6000          |                                 |              |
| STREETSBORO  | 6705003         | PORTAGE  |              | CONS   |                        | 2400          |                                 |              |
| TOTAL POPULATION SERVED BY SOURCE WATER SYSTEM - - - - - |                 |          |              |        |                        | 10825         |                                 |              |
| PORTSMOUTH   | 7300111         | SCIOTO   | NaSiF6       | ADJ    | 01/53                  | 50000         |                                 | 1.0          |
| SCIOTO WATER INC-SR 125                                  | 7301203         | SCIOTO   |              | CONS   |                        | 180           |                                 |              |
| SCIOTO WATER-FRANKLIN FURNACE                            | 7301103         | SCIOTO   |              | CONS   |                        | 1600          |                                 |              |
| SCIOTO WATER-POND RUN                                    | 7301303         | SCIOTO   |              | CONS   |                        | 210           |                                 |              |
| SCIOTO WATER-SLAB RUN                                    | 7301603         | SCIOTO   |              | CONS   |                        | 90            |                                 |              |
| SCIOTO WATER-STONEY RUN                                  | 7300803         | SCIOTO   |              | CONS   |                        | 161           |                                 |              |
| SCIOTO WATER-SUGAR CAMP                                  | 7300903         | SCIOTO   |              | CONS   |                        | 1490          |                                 |              |
| SCIOTO WATER-WHEELERSBURG                                | 7301003         | SCIOTO   |              | CONS   |                        | 1530          |                                 |              |
| SCIOTO WATER-WORLEY RUN                                  | 7301403         | SCIOTO   |              | CONS   |                        | 39            |                                 |              |
| SCIOTO WATER-ZEIGLER LANE                                | 7301503         | SCIOTO   |              | CONS   |                        | 45            |                                 |              |
| TOTAL POPULATION SERVED BY SOURCE WATER SYSTEM - - - - - |                 |          |              |        |                        | 55345         |                                 |              |
| POWHATAN POINT   | 0701412         | BELMONT  | Acid         | ADJ    | 05/84                  | 2300          |                                 | 1.0          |
| YORK TWP WATER AUTH                                      | 0701703         | BELMONT  |              | CONS   |                        | 480           |                                 |              |
| TOTAL POPULATION SERVED BY SOURCE WATER SYSTEM - - - - - |                 |          |              |        |                        | 2780          |                                 |              |

POPULATION SERVED FLUORIDATED DRINKING WATER BY SOURCE SYSTEM,  
CONSECUTIVE SYSTEM, AND COUNTY WITHIN STATE (AS OF 12/31/85)

OHIO

| WATER SYSTEM and<br>CONSECUTIVE SYSTEMS SERVED | EPA<br>ID<br>NO | COUNTY   | CHEM<br>USED | STATUS | FLUOR<br>START<br>DATE | POP<br>SERVED | NATURAL SYSTEMS<br>NAT<br>LEVEL | OPT<br>LEVEL |
|--|-----------------|----------|--------------|--------|------------------------|---------------|---------------------------------|--------------|
| PUTNAM ACRES CARE CENTER                       | 6901112         | PUTNAM   |              |        | NATL                   | 171           | 2.3                             |              |
| TOTAL POPULATION SERVED BY SOURCE WATER SYSTEM |                 |          |              |        |                        | 171           |                                 |              |
| QUIET ACRES NURSING HOME                       | 2400912         | FAYETTE  |              |        | NATL                   | 45            | 1.4                             |              |
| TOTAL POPULATION SERVED BY SOURCE WATER SYSTEM |                 |          |              |        |                        | 45            |                                 |              |
| RAVENNA  | 6703211         | PORTAGE  | Acid         | ADJ    | 12/72                  | 16000         |                                 | 1.0          |
| ROOTSTOWN WTR SERV CO                          | 6703503         | PORTAGE  |              | CONS   |                        | 2700          |                                 |              |
| TOTAL POPULATION SERVED BY SOURCE WATER SYSTEM |                 |          |              |        |                        | 18700         |                                 |              |
| RAWSON   | 3200612         | HANCOCK  |              |        | NATL                   | 450           | 1.3                             |              |
| TOTAL POPULATION SERVED BY SOURCE WATER SYSTEM |                 |          |              |        |                        | 450           |                                 |              |
| READING  | 3101812         | HAMILTON | Acid         | ADJ    | 09/78                  | 12800         |                                 | 1.0          |
| TOTAL POPULATION SERVED BY SOURCE WATER SYSTEM |                 |          |              |        |                        | 12800         |                                 |              |
| REPUBLIC                                       | 7400812         | SENECA   |              |        | NATL                   | 656           | 0.8                             |              |
| TOTAL POPULATION SERVED BY SOURCE WATER SYSTEM |                 |          |              |        |                        | 656           |                                 |              |
| REX HILL MHP                                   | 7703812         | SUMMIT   |              |        | NATL                   | 200           | 1.0                             |              |
| TOTAL POPULATION SERVED BY SOURCE WATER SYSTEM |                 |          |              |        |                        | 200           |                                 |              |
| RICHLAND MANOR NURSING HOME                    | 0211112         | ALLEN    |              |        | NATL                   | 178           | 1.2                             |              |
| TOTAL POPULATION SERVED BY SOURCE WATER SYSTEM |                 |          |              |        |                        | 178           |                                 |              |
| RIDGE ROAD TRAILER PARK                        | 6901212         | PUTNAM   |              |        | NATL                   | 47            | 1.2                             |              |
| TOTAL POPULATION SERVED BY SOURCE WATER SYSTEM |                 |          |              |        |                        | 47            |                                 |              |
| RIO GRANDE                                     | 2700316         | GALLIA   | NaF          | ADJ    | 04/75                  | 1500          |                                 | 1.0          |
| TOTAL POPULATION SERVED BY SOURCE WATER SYSTEM |                 |          |              |        |                        | 1500          |                                 |              |
| RITTIMAN                                       | 8503012         | WAYNE    | NaF          | ADJ    | 12/79                  | 6063          |                                 | 1.0          |
| TOTAL POPULATION SERVED BY SOURCE WATER SYSTEM |                 |          |              |        |                        | 6063          |                                 |              |
| RIVERFRONT MANOR NURSING HOME                  | 7400912         | SENECA   |              |        | NATL                   | 76            | 1.1                             |              |
| TOTAL POPULATION SERVED BY SOURCE WATER SYSTEM |                 |          |              |        |                        | 76            |                                 |              |

POPULATION SERVED FLUORIDATED DRINKING WATER BY SOURCE SYSTEM,  
CONSECUTIVE SYSTEM, AND COUNTY WITHIN STATE (AS OF 12/31/85)

# OHIO

| WATER SYSTEM and<br>CONSECUTIVE SYSTEMS SERVED | EPA<br>ID<br>NO | COUNTY    | CHEM<br>USED | STATUS | FLUOR<br>START<br>DATE | POP<br>SERVED  | NATURAL SYSTEMS |              |
|--|-----------------|-----------|--------------|--------|------------------------|--|-----------------|--------------|
|  |                 |           |              |        |                        |  | NAT<br>LEVEL    | OPT<br>LEVEL |
| RIVERVIEW MHP                                  | 8700812         | WOOD      |              |        | NATL                   | 45   | 1.2             |              |
|  |                 |           |              |        |                        | TOTAL POPULATION SERVED BY SOURCE WATER SYSTEM - - - - - | 45              |              |
| RIVIERA MOBILE MANOR                           | 7201312         | SANDUSKY  |              |        | NATL                   | 150  | 1.6             |              |
|  |                 |           |              |        |                        | TOTAL POPULATION SERVED BY SOURCE WATER SYSTEM - - - - - | 150             |              |
| ROCKFORD                                       | 5401112         | MERCER    |              |        | NATL                   | 1264   | 1.4             |              |
|  |                 |           |              |        |                        | TOTAL POPULATION SERVED BY SOURCE WATER SYSTEM - - - - - | 1264            |              |
| ROKER NURSING HOME                             | 7604712         | STARK     |              |        | NATL                   | 78   | 2.0             |              |
|  |                 |           |              |        |                        | TOTAL POPULATION SERVED BY SOURCE WATER SYSTEM - - - - - | 78              |              |
| ROLLING TERRACE MHP                            | 1203812         | CLARK     |              |        | NATL                   | 110  | 1.5             |              |
|  |                 |           |              |        |                        | TOTAL POPULATION SERVED BY SOURCE WATER SYSTEM - - - - - | 110             |              |
| ROSS CO WIR CO                                 | 7101412         | ROSS      | Acid         | ADJ    | 07/75                  | 8200   |                 | 1.0          |
| PIKE WATER INC-ROSS CO #1                      | 6601703         | PIKE      |              |        | CONS                   | 810  |                 |              |
| PIKE WATER INC-ROSS CO #2                      | 6601803         | PIKE      |              |        | CONS                   | 390  |                 |              |
|  |                 |           |              |        |                        | TOTAL POPULATION SERVED BY SOURCE WATER SYSTEM - - - - - | 9400            |              |
| RUDOLPH TRAILER COURT                          | 8702112         | WOOD      |              |        | NATL                   | 150  | 1.4             |              |
|  |                 |           |              |        |                        | TOTAL POPULATION SERVED BY SOURCE WATER SYSTEM - - - - - | 150             |              |
| RUSHSYLVANIA                                   | 4602112         | LOGAN     |              |        | NATL                   | 680  | 0.9             |              |
|  |                 |           |              |        |                        | TOTAL POPULATION SERVED BY SOURCE WATER SYSTEM - - - - - | 680             |              |
| SABINA   | 1400912         | CLINTON   |              |        | NATL                   | 2794   | 1.4             |              |
|  |                 |           |              |        |                        | TOTAL POPULATION SERVED BY SOURCE WATER SYSTEM - - - - - | 2794            |              |
| SAINT CLAIRSVILLE                              | 0701516         | BELMONT   | Acid         | ADJ    | 11/69                  | 6000   |                 | 1.0          |
|  |                 |           |              |        |                        | TOTAL POPULATION SERVED BY SOURCE WATER SYSTEM - - - - - | 6000            |              |
| SAINT HENRY                                    | 5401312         | MERCER    |              |        | NATL                   | 1800   | 1.6             |              |
|  |                 |           |              |        |                        | TOTAL POPULATION SERVED BY SOURCE WATER SYSTEM - - - - - | 1800            |              |
| SAINT PARIS                                    | 1100912         | CHAMPAIGN |              |        | NATL                   | 1750   | 1.8             |              |
|  |                 |           |              |        |                        | TOTAL POPULATION SERVED BY SOURCE WATER SYSTEM - - - - - | 1750            |              |

POPULATION SERVED FLUORIDATED DRINKING WATER BY SOURCE SYSTEM,  
CONSECUTIVE SYSTEM, AND COUNTY WITHIN STATE (AS OF 12/31/85)

OHIO

| WATER SYSTEM and<br>CONSECUTIVE SYSTEMS SERVED           | EPA<br>ID<br>NO | COUNTY     | CHEM<br>USED | STATUS | FLUOR<br>START<br>DATE | POP<br>SERVED | NATURAL SYSTEMS<br>NAT<br>LEVEL | OPT<br>LEVEL |
|--|-----------------|------------|--------------|--------|------------------------|---------------|---------------------------------|--------------|
| SALEM  | 1502011         | COLUMBIANA | Acid         | ADJ    | 12/57                  | 18200         |                                 | 1.0          |
| TOTAL POPULATION SERVED BY SOURCE WATER SYSTEM - - - - - |                 |            |              |        |                        | 18200         |                                 |              |
| SANDUSKY   | 2201411         | ERIE       | NaSiF6       | ADJ    | 03/71                  | 31000         |                                 | 1.0          |
| ERIE CO-MARGARETTA SD                                    | 2200203         | ERIE       |              | CONS   |                        | 4604          |                                 |              |
| ERIE CO-PERKINS SD                                       | 2200603         | ERIE       |              | CONS   |                        | 15520         |                                 |              |
| TOTAL POPULATION SERVED BY SOURCE WATER SYSTEM - - - - - |                 |            |              |        |                        | 51124         |                                 |              |
| SANDUSKY CO-SHOREWOOD VILLAGE                            | 7201012         | SANDUSKY   |              | NATL   |                        | 450           |                                 | 1.5          |
| TOTAL POPULATION SERVED BY SOURCE WATER SYSTEM - - - - - |                 |            |              |        |                        | 450           |                                 |              |
| SCIOTO CO REG AUTH                                       | 7300212         | SCIOTO     | Acid         | ADJ    | 08/72                  | 16300         |                                 | 1.0          |
| NORTHWEST WATER SYSTEM                                   | 7300003         | SCIOTO     |              | CONS   |                        | 6459          |                                 |              |
| PIKE WATER INC-SCIOTO                                    | 6601903         | PIKE       |              | CONS   |                        | 261           |                                 |              |
| SCIOTO WATER-ROSE HILL                                   | 7300303         | SCIOTO     |              | CONS   |                        | 4172          |                                 |              |
| TOTAL POPULATION SERVED BY SOURCE WATER SYSTEM - - - - - |                 |            |              |        |                        | 27192         |                                 |              |
| SEBRING  | 5001911         | MAHONING   | Acid         | ADJ    | 08/76                  | 6500          |                                 | 1.0          |
| TOTAL POPULATION SERVED BY SOURCE WATER SYSTEM - - - - - |                 |            |              |        |                        | 6500          |                                 |              |
| SENECA COUNTY HOME                                       | 7401012         | SENECA     |              | NATL   |                        | 43            |                                 | 0.8          |
| TOTAL POPULATION SERVED BY SOURCE WATER SYSTEM - - - - - |                 |            |              |        |                        | 43            |                                 |              |
| SENECA UTILITIES INC                                     | 8601512         | WILLIAMS   |              | NATL   |                        | 500           |                                 | 0.9          |
| TOTAL POPULATION SERVED BY SOURCE WATER SYSTEM - - - - - |                 |            |              |        |                        | 500           |                                 |              |
| SHADYBROOK MHP   | 6502312         | PICKAWAY   |              | NATL   |                        | 170           |                                 | 1.0          |
| TOTAL POPULATION SERVED BY SOURCE WATER SYSTEM - - - - - |                 |            |              |        |                        | 170           |                                 |              |
| SHADYSIDE  | 0701612         | BELMONT    | Acid         | ADJ    | 11/71                  | 4895          |                                 | 1.0          |
| TOTAL POPULATION SERVED BY SOURCE WATER SYSTEM - - - - - |                 |            |              |        |                        | 4895          |                                 |              |
| SHAHEEN  | 3200312         | HANCOCK    |              | NATL   |                        | 104           |                                 | 1.6          |
| TOTAL POPULATION SERVED BY SOURCE WATER SYSTEM - - - - - |                 |            |              |        |                        | 104           |                                 |              |
| SHANE HILL NURSING HOME                                  | 5401412         | MERCER     |              | NATL   |                        | 180           |                                 | 1.3          |
| TOTAL POPULATION SERVED BY SOURCE WATER SYSTEM - - - - - |                 |            |              |        |                        | 180           |                                 |              |

POPULATION SERVED FLUORIDATED DRINKING WATER BY SOURCE SYSTEM,  
CONSECUTIVE SYSTEM, AND COUNTY WITHIN STATE (AS OF 12/31/85)

# OHIO

| WATER SYSTEM and<br>CONSECUTIVE SYSTEMS SERVED           | EPA<br>ID<br>NO | COUNTY    | CHEM<br>USED | STATUS | FLUOR<br>START<br>DATE | POP<br>SERVED | NATURAL SYSTEMS |              |
|--|-----------------|-----------|--------------|--------|------------------------|---------------|-----------------|--------------|
|  |                 |           |              |        |                        |               | NAT<br>LEVEL    | OPT<br>LEVEL |
| SHAWNEE TRAILER GROVE                                    | 0201212         | ALLEN     |              |        | NATL                   | 232           | 1.8             |              |
| TOTAL POPULATION SERVED BY SOURCE WATER SYSTEM - - - - - |                 |           |              |        |                        | 232           |                 |              |
| SHELBY   | 7004511         | RICHLAND  | Acid         | ADJ    | 02/77                  | 9800          |                 | 1.0          |
| TOTAL POPULATION SERVED BY SOURCE WATER SYSTEM - - - - - |                 |           |              |        |                        | 9800          |                 |              |
| SHENANGO VALLEY WATER CO                                 | 7802711         | TRUMBULL  | Acid         | ADJ    | 10/70                  | 250           |                 | 1.0          |
| MASURY WATER COMPANY                                     | 7801903         | TRUMBULL  |              | CONS   |                        | 6700          |                 |              |
| TRUMBULL CO-BROOKFIELD                                   | 7803203         | TRUMBULL  |              | CONS   |                        | 5208          |                 |              |
| TRUMBULL CO-FOUR TWP WATER                               | 7803403         | TRUMBULL  |              | CONS   |                        | 4152          |                 |              |
| TRUMBULL CO-MOSQUITO CREEK                               | 7803603         | TRUMBULL  |              | CONS   |                        | 2808          |                 |              |
| TOTAL POPULATION SERVED BY SOURCE WATER SYSTEM - - - - - |                 |           |              |        |                        | 19118         |                 |              |
| SHERWOOD   | 2000712         | DEFLIANCE |              |        | NATL                   | 975           | 1.0             |              |
| TOTAL POPULATION SERVED BY SOURCE WATER SYSTEM - - - - - |                 |           |              |        |                        | 975           |                 |              |
| SHRINE ROAD MHP  | 1204112         | CLARK     |              |        | NATL                   | 300           | 1.2             |              |
| TOTAL POPULATION SERVED BY SOURCE WATER SYSTEM - - - - - |                 |           |              |        |                        | 300           |                 |              |
| SIDNEY   | 7501214         | SHELBY    | Acid         | ADJ    | 03/71                  | 17000         |                 | 1.0          |
| TOTAL POPULATION SERVED BY SOURCE WATER SYSTEM - - - - - |                 |           |              |        |                        | 17000         |                 |              |
| SKYLINE MHP  | 2000812         | HOLMES    |              |        | NATL                   | 63            | 2.0             |              |
| TOTAL POPULATION SERVED BY SOURCE WATER SYSTEM - - - - - |                 |           |              |        |                        | 63            |                 |              |
| SOMERSET   | 6401111         | PERRY     | NaF          | ADJ    | 05/83                  | 1432          |                 | 1.           |
| TOTAL POPULATION SERVED BY SOURCE WATER SYSTEM - - - - - |                 |           |              |        |                        | 1432          |                 |              |
| SOUTH CHARLESTOWN  | 1204212         | CLARK     |              |        | NATL                   | 1683          | 1.4             |              |
| TOTAL POPULATION SERVED BY SOURCE WATER SYSTEM - - - - - |                 |           |              |        |                        | 1683          |                 |              |
| SOUTH VIENNA   | 1204312         | CLARK     |              |        | NATL                   | 665           | 1.0             |              |
| TOTAL POPULATION SERVED BY SOURCE WATER SYSTEM - - - - - |                 |           |              |        |                        | 665           |                 |              |
| SOUTHVIEW ESTATE MHP                                     | 8700512         | WOOD      |              |        | NATL                   | 552           | 2.4             |              |
| TOTAL POPULATION SERVED BY SOURCE WATER SYSTEM - - - - - |                 |           |              |        |                        | 552           |                 |              |

POPULATION SERVED FLUORIDATED DRINKING WATER BY SOURCE SYSTEM,  
CONSECUTIVE SYSTEM, AND COUNTY WITHIN STATE (AS OF 12/31/85)

# OHIO

| WATER SYSTEM and<br>CONSECUTIVE SYSTEMS SERVED           | EPA<br>ID<br>NO | COUNTY    | CHEM<br>USED | STATUS | FLUOR<br>START<br>DATE | POP<br>SERVED | NATURAL SYSTEMS<br>NAT<br>LEVEL | OPT<br>LEVEL |
|--|-----------------|-----------|--------------|--------|------------------------|---------------|---------------------------------|--------------|
| SPENCER  | 5201611         | MEDINA    | NaF          | ADJ    | 09/84                  | 1000          |                                 | 1.0          |
| TOTAL POPULATION SERVED BY SOURCE WATER SYSTEM - - - - - |                 |           |              |        |                        | 1000          |                                 |              |
| SPENCERVILLE   | 5201611         | ALLEN     |              | NATL   |                        | 2184          |                                 | 1.8          |
| TOTAL POPULATION SERVED BY SOURCE WATER SYSTEM - - - - - |                 |           |              |        |                        | 2184          |                                 |              |
| SPIRK MHP  | 7501312         | SHELBY    |              | NATL   |                        | 30            |                                 | 1.4          |
| TOTAL POPULATION SERVED BY SOURCE WATER SYSTEM - - - - - |                 |           |              |        |                        | 30            |                                 |              |
| SPRING VALLEY TRAILER PARK                               | 1700612         | CRAWFORD  |              | NATL   |                        | 115           |                                 | 0.9          |
| TOTAL POPULATION SERVED BY SOURCE WATER SYSTEM - - - - - |                 |           |              |        |                        | 115           |                                 |              |
| SPRINGBORO   | 8301412         | WARREN    | Acid         | ADJ    | 01/85                  | 4998          |                                 | 1.0          |
| WARREN CO-PENNYROYAL                                     | 8301803         | WARREN    |              | CONS   |                        | 1036          |                                 |              |
| TOTAL POPULATION SERVED BY SOURCE WATER SYSTEM - - - - - |                 |           |              |        |                        | 6034          |                                 |              |
| SPRINGVALLEY MHP   | 4901412         | MADISON   |              | NATL   |                        | 135           |                                 | 1.3          |
| TOTAL POPULATION SERVED BY SOURCE WATER SYSTEM - - - - - |                 |           |              |        |                        | 135           |                                 |              |
| SPYKER SUBDIVISION                                       | 0201812         | ALLEN     |              | NATL   |                        | 140           |                                 | 1.5          |
| TOTAL POPULATION SERVED BY SOURCE WATER SYSTEM - - - - - |                 |           |              |        |                        | 140           |                                 |              |
| STEUBENVILLE   | 4102411         | JEFFERSON | Acid         | ADJ    | 03/69                  | 24300         |                                 | 1.0          |
| JEFFERSON CO SD J  | 4101003         | JEFFERSON |              | CONS   |                        | 1090          |                                 |              |
| JEFFERSON CO SD M  | 4101103         | JEFFERSON |              | CONS   |                        | 12775         |                                 |              |
| IRONDALE   | 4400603         | JEFFERSON |              | CONS   |                        | 500           |                                 |              |
| JEFFERSON CO SD O  | 4101203         | JEFFERSON |              | CONS   |                        | 497           |                                 |              |
| WINTERSVILLE   | 4103003         | JEFFERSON |              | CONS   |                        | 4724          |                                 |              |
| TOTAL POPULATION SERVED BY SOURCE WATER SYSTEM - - - - - |                 |           |              |        |                        | 43886         |                                 |              |
| STITTES MHP  | 4901512         | MADISON   |              | NATL   |                        | 60            |                                 | 1.3          |
| TOTAL POPULATION SERVED BY SOURCE WATER SYSTEM - - - - - |                 |           |              |        |                        | 60            |                                 |              |
| STOCKPORT  | 5800912         | MORGAN    | NaF          | ADJ    | 03/75                  | 558           |                                 | 1.0          |
| TOTAL POPULATION SERVED BY SOURCE WATER SYSTEM - - - - - |                 |           |              |        |                        | 558           |                                 |              |

POPULATION SERVED FLUORIDATED DRINKING WATER BY SOURCE SYSTEM,  
CONSECUTIVE SYSTEM, AND COUNTY WITHIN STATE (AS OF 12/31/85)

# OHIO

| WATER SYSTEM and<br>CONSECUTIVE SYSTEMS SERVED           | EPA<br>ID<br>NO | COUNTY   | CHEM<br>USED | STATUS | FLUOR<br>START<br>DATE | POP<br>SERVED | NATURAL SYSTEMS |              |
|--|-----------------|----------|--------------|--------|------------------------|---------------|-----------------|--------------|
|  |                 |          |              |        |                        |               | NAT<br>LEVEL    | OPT<br>LEVEL |
| STRYKER  | 8601712         | WILLIAMS |              |        | NATL                   | 1423          | 1.2             |              |
| TOTAL POPULATION SERVED BY SOURCE WATER SYSTEM - - - - - |                 |          |              |        |                        | 1423          |                 |              |
| SUBURBAN COMMUNITY MHP                                   | 4901612         | MADISON  |              |        | NATL                   | 800           | 1.8             |              |
| TOTAL POPULATION SERVED BY SOURCE WATER SYSTEM - - - - - |                 |          |              |        |                        | 800           |                 |              |
| SUNBURY  | 2101111         | DELAWARE | Acid         | ADJ    | 12/68                  | 2100          |                 | 1.0          |
| TOTAL POPULATION SERVED BY SOURCE WATER SYSTEM - - - - - |                 |          |              |        |                        | 2100          |                 |              |
| SUNNYHAVEN CHILDRENS HOME                                | 4901712         | MADISON  |              |        | NATL                   | 35            | 1.6             |              |
| TOTAL POPULATION SERVED BY SOURCE WATER SYSTEM - - - - - |                 |          |              |        |                        | 35            |                 |              |
| SUNSET MHP   | 6502412         | PICKAWAY |              |        | NATL                   | 85            | 1.3             |              |
| TOTAL POPULATION SERVED BY SOURCE WATER SYSTEM - - - - - |                 |          |              |        |                        | 85            |                 |              |
| SUNSHINE PARK OWNERS WS                                  | 4502912         | LICKING  |              |        | NATL                   | 130           | 0.8             |              |
| TOTAL POPULATION SERVED BY SOURCE WATER SYSTEM - - - - - |                 |          |              |        |                        | 130           |                 |              |
| SWITZERLAND OF OHIO WD                                   | 5600511         | MONROE   | NaF          | ADJ    | 12/82                  | 1750          |                 | 1.0          |
| TOTAL POPULATION SERVED BY SOURCE WATER SYSTEM - - - - - |                 |          |              |        |                        | 1750          |                 |              |
| SYCAMORE   | 8800412         | WYANDOT  |              |        | NATL                   | 1029          | 1.3             |              |
| TOTAL POPULATION SERVED BY SOURCE WATER SYSTEM - - - - - |                 |          |              |        |                        | 1029          |                 |              |
| TATE-MONROE WTR ASSOC                                    | 1301312         | CLERMONT | Acid         | ADJ    | 09/72                  | 14060         |                 | 1.0          |
| TOTAL POPULATION SERVED BY SOURCE WATER SYSTEM - - - - - |                 |          |              |        |                        | 14060         |                 |              |
| TAYLOR CREEK TERRACE APTS                                | 3301012         | HARDIN   |              |        | NATL                   | 38            | 1.8             |              |
| TOTAL POPULATION SERVED BY SOURCE WATER SYSTEM - - - - - |                 |          |              |        |                        | 38            |                 |              |
| THE WATER ASSN   | 0902812         | BUTLER   | Acid         | ADJ    | 05/72                  | 20600         |                 | 1.0          |
| BUTLER CO-QUEEN ACRES SD                                 | 0900203         | BUTLER   |              | CONS   |                        | 977           |                 |              |
| TOTAL POPULATION SERVED BY SOURCE WATER SYSTEM - - - - - |                 |          |              |        |                        | 21577         |                 |              |
| THE WAY INTERNATIONAL                                    | 7501412         | SHELBY   |              |        | NATL                   | 300           | 1.9             |              |
| TOTAL POPULATION SERVED BY SOURCE WATER SYSTEM - - - - - |                 |          |              |        |                        | 300           |                 |              |

POPULATION SERVED FLUORIDATED DRINKING WATER BY SOURCE SYSTEM,  
CONSECUTIVE SYSTEM, AND COUNTY WITHIN STATE (AS OF 12/31/85)

OHIO

| WATER SYSTEM and<br>CONSECUTIVE SYSTEMS SERVED           | EPA<br>ID<br>NO | COUNTY     | CHEM<br>USED | STATUS | FLUOR<br>START<br>DATE | POP<br>SERVED | NATURAL SYSTEMS<br>NAT<br>LEVEL | OPT<br>LEVEL |
|--|-----------------|------------|--------------|--------|------------------------|---------------|---------------------------------|--------------|
| THUNDERBIRD TERRACE MHP                                  | 7605512         | STARK      |              |        | NATL                   | 75            | 1.3                             |              |
| TOTAL POPULATION SERVED BY SOURCE WATER SYSTEM - - - - - |                 |            |              |        |                        | 75            |                                 |              |
| TOLEDO   | 4801411         | LUCAS      | NaSiF6       | ADJ    | 04/55                  | 388000        |                                 | 1.0          |
| MAUMEE   | 4800603         | LUCAS      |              | CONS   |                        | 16000         |                                 |              |
| MONROE CO-SOUTH, MI                                      | 0004455         | MONROE     |              | CONS   |                        | 0             |                                 |              |
| BEDFORD TWP, MI  | 0000530         | MONROE     |              | CONS   |                        | 0             |                                 |              |
| ERIE TWP, MI   | 0002155         | MONROE     |              | CONS   |                        | 0             |                                 |              |
| LASALLE TWP, MI  | 0003795         | MONROE     |              | CONS   |                        | 0             |                                 |              |
| LUNA PIER, MI  | 0003965         | MONROE     |              | CONS   |                        | 0             |                                 |              |
| PERRYSBURG   | 8701803         | WOOD       |              | CONS   |                        | 19215         |                                 |              |
| SYLVANIA   | 4801303         | LUCAS      |              | CONS   |                        | 17000         |                                 |              |
| TOTAL POPULATION SERVED BY SOURCE WATER SYSTEM - - - - - |                 |            |              |        |                        | 440215        |                                 |              |
| TORONTO  | 4102811         | JEFFERSON  | Acid         | ADJ    | 01/71                  | 7000          |                                 | 1.0          |
| TOTAL POPULATION SERVED BY SOURCE WATER SYSTEM - - - - - |                 |            |              |        |                        | 7000          |                                 |              |
| TREE MEADOWS MHP   | 8600812         | WILLIAMS   |              |        | NATL                   | 50            | 1.1                             |              |
| TOTAL POPULATION SERVED BY SOURCE WATER SYSTEM - - - - - |                 |            |              |        |                        | 50            |                                 |              |
| TRENTON  | 0903012         | BUTLER     | Acid         | ADJ    | 07/72                  | 6401          |                                 | 1.0          |
| TOTAL POPULATION SERVED BY SOURCE WATER SYSTEM - - - - - |                 |            |              |        |                        | 6401          |                                 |              |
| TROY VILLA MHP   | 8702612         | WOOD       |              |        | NATL                   | 350           | 1.4                             |              |
| TOTAL POPULATION SERVED BY SOURCE WATER SYSTEM - - - - - |                 |            |              |        |                        | 350           |                                 |              |
| TUPPER PLAINS-CHESTER WD                                 | 5300612         | MEIGS      | Acid         | ADJ    | 08/77                  | 8600          |                                 | 1.0          |
| COOLVILLE  | 0500603         | ATHENS     |              | CONS   |                        | 700           |                                 |              |
| TOTAL POPULATION SERVED BY SOURCE WATER SYSTEM - - - - - |                 |            |              |        |                        | 9300          |                                 |              |
| TWIN VALLEY MHP  | 6801112         | PREBLE     |              |        | NATL                   | 25            | 2.1                             |              |
| TOTAL POPULATION SERVED BY SOURCE WATER SYSTEM - - - - - |                 |            |              |        |                        | 25            |                                 |              |
| UNION  | 5702512         | MONTGOMERY | Acid         | ADJ    | 09/85                  | 5200          |                                 | 1.0          |
| TOTAL POPULATION SERVED BY SOURCE WATER SYSTEM - - - - - |                 |            |              |        |                        | 5200          |                                 |              |
| UNION CITY   | 1901212         | DARKE      |              |        | NATL                   | 1700          | 1.0                             |              |
| TOTAL POPULATION SERVED BY SOURCE WATER SYSTEM - - - - - |                 |            |              |        |                        | 1700          |                                 |              |



POPULATION SERVED FLUORIDATED DRINKING WATER BY SOURCE SYSTEM,  
CONSECUTIVE SYSTEM, AND COUNTY WITHIN STATE (AS OF 12/31/85)

# OHIO

| WATER SYSTEM and<br>CONSECUTIVE SYSTEMS SERVED           | EPA<br>ID<br>NO | COUNTY     | CHEM<br>USED | STATUS | FLUOR<br>START<br>DATE | POP<br>SERVED | NATURAL SYSTEMS |              |
|--|-----------------|------------|--------------|--------|------------------------|---------------|-----------------|--------------|
|  |                 |            |              |        |                        |               | NAT<br>LEVEL    | OPT<br>LEVEL |
| UNION MANOR NURSING HOME                                 | 8000512         | UNION      |              |        | NATL                   | 222           | 1.7             |              |
| TOTAL POPULATION SERVED BY SOURCE WATER SYSTEM - - - - - |                 |            |              |        |                        | 222           |                 |              |
| UPPER SANDUSKY   | 8800511         | WYANDOT    | Acid         | ADJ    | 06/63                  | 5972          | 1.0             |              |
| TOTAL POPULATION SERVED BY SOURCE WATER SYSTEM - - - - - |                 |            |              |        |                        | 5972          |                 |              |
| VAN WERT   | 8100611         | VAN WERT   | Acid         | ADJ    | 08/72                  | 11035         | 1.0             |              |
| TOTAL POPULATION SERVED BY SOURCE WATER SYSTEM - - - - - |                 |            |              |        |                        | 11035         |                 |              |
| VAN WERT CO-LINCOLNWAY                                   | 8100712         | VAN WERT   |              |        | NATL                   | 75            | 1.0             |              |
| TOTAL POPULATION SERVED BY SOURCE WATER SYSTEM - - - - - |                 |            |              |        |                        | 75            |                 |              |
| VANCREST NURSING HOME                                    | 8100812         | VAN WERT   |              |        | NATL                   | 100           | 0.9             |              |
| TOTAL POPULATION SERVED BY SOURCE WATER SYSTEM - - - - - |                 |            |              |        |                        | 100           |                 |              |
| VANTAGE POINT MOBILE PARK                                | 6502712         | PICKAWAY   |              |        | NATL                   | 100           | 1.2             |              |
| TOTAL POPULATION SERVED BY SOURCE WATER SYSTEM - - - - - |                 |            |              |        |                        | 100           |                 |              |
| VERMILLION   | 2201511         | ERIE       | Acid         | ADJ    | 04/59                  | 11000         | 1.0             |              |
| ERIE CO-VERMILION SD #2                                  | 2200803         | ERIE       |              | CONS   |                        | 1052          |                 |              |
| TOTAL POPULATION SERVED BY SOURCE WATER SYSTEM - - - - - |                 |            |              |        |                        | 12052         |                 |              |
| VERONA   | 6801212         | PREBLE     |              |        | NATL                   | 508           | 1.6             |              |
| TOTAL POPULATION SERVED BY SOURCE WATER SYSTEM - - - - - |                 |            |              |        |                        | 508           |                 |              |
| VILLAGE GREEN MHP  | 8702412         | WOOD       |              |        | NATL                   | 300           | 1.6             |              |
| TOTAL POPULATION SERVED BY SOURCE WATER SYSTEM - - - - - |                 |            |              |        |                        | 300           |                 |              |
| VOYAGER VILLAGE MHP                                      | 5702712         | MONTGOMERY |              |        | NATL                   | 300           | 2.5             |              |
| TOTAL POPULATION SERVED BY SOURCE WATER SYSTEM - - - - - |                 |            |              |        |                        | 300           |                 |              |
| WADSWORTH  | 5201712         | MEDINA     | Acid         | ADJ    | 12/64                  | 15650         | 1.0             |              |
| TOTAL POPULATION SERVED BY SOURCE WATER SYSTEM - - - - - |                 |            |              |        |                        | 15650         |                 |              |
| WAGON WHEEL MHP  | 6502812         | PICKAWAY   |              |        | NATL                   | 156           | 1.9             |              |
| TOTAL POPULATION SERVED BY SOURCE WATER SYSTEM - - - - - |                 |            |              |        |                        | 156           |                 |              |

POPULATION SERVED FLUORIDATED DRINKING WATER BY SOURCE SYSTEM,  
CONSECUTIVE SYSTEM, AND COUNTY WITHIN STATE (AS OF 12/31/85)

# OHIO

| WATER SYSTEM and<br>CONSECUTIVE SYSTEMS SERVED           | EPA<br>ID<br>NO | COUNTY              | CHEM<br>USED | STATUS | FLUOR<br>START<br>DATE | POP<br>SERVED | NATURAL SYSTEMS |              |
|--|-----------------|---------------------|--------------|--------|------------------------|---------------|-----------------|--------------|
|  |                 |                     |              |        |                        |               | NAT<br>LEVEL    | OPT<br>LEVEL |
| WAKEMAN  | 3901411         | HURON               | NaF          | ADJ    | 09/85                  | 1000          |                 | 1.0          |
| TOTAL POPULATION SERVED BY SOURCE WATER SYSTEM - - - - - |                 |                     |              |        |                        | 1000          |                 |              |
| WALNUT CREST MHP   | 5100912         | MARION              |              | NATL   |                        | 44            |                 | 1.4          |
| TOTAL POPULATION SERVED BY SOURCE WATER SYSTEM - - - - - |                 |                     |              |        |                        | 44            |                 |              |
| WALNUT CREST MHP #2                                      | 5101112         | MARION              |              | NATL   |                        | 30            |                 | 1.4          |
| TOTAL POPULATION SERVED BY SOURCE WATER SYSTEM - - - - - |                 |                     |              |        |                        | 30            |                 |              |
| WAPAKONETA   | 0600712         | AUGLAIZE            |              | NATL   |                        | 8500          |                 | 1.2          |
| TOTAL POPULATION SERVED BY SOURCE WATER SYSTEM - - - - - |                 |                     |              |        |                        | 8500          |                 |              |
| WARREN   | 7803811         | TRUMBULL            | NaSiF6       | ADJ    | 11/70                  | 80000         |                 | 1.0          |
| TRUMBULL CO BAZETTA SD                                   | 7804303         | TRUMBULL            |              | CONS   |                        | 492           |                 |              |
| TRUMBULL CO CHAMPION SD                                  | 7803303         | TRUMBULL            |              | CONS   |                        | 7808          |                 |              |
| TOTAL POPULATION SERVED BY SOURCE WATER SYSTEM - - - - - |                 |                     |              |        |                        | 88300         |                 |              |
| WARREN CO-DEERFLD/HAMLTN                                 | 8301512         | WARREN              | Acid         | ADJ    | 04/73                  | 10549         |                 | 1.0          |
| TOTAL POPULATION SERVED BY SOURCE WATER SYSTEM - - - - - |                 |                     |              |        |                        | 10549         |                 |              |
| WARREN CO-LEBANON/FRKLN                                  | 8301712         | WARREN              | Acid         | ADJ    | 04/73                  | 8102          |                 | 1.0          |
| TOTAL POPULATION SERVED BY SOURCE WATER SYSTEM - - - - - |                 |                     |              |        |                        | 8102          |                 |              |
| WASHINGTON MANOR MHP                                     | 2401112         | FAYETTE             |              | NATL   |                        | 175           |                 | 1.5          |
| TOTAL POPULATION SERVED BY SOURCE WATER SYSTEM - - - - - |                 |                     |              |        |                        | 175           |                 |              |
| WASHINGTONVILLE  | 1502812         | COLUMBIANA/MAHONING |              | NATL   |                        | 990           |                 | 1.8          |
| TOTAL POPULATION SERVED BY SOURCE WATER SYSTEM - - - - - |                 |                     |              |        |                        | 990           |                 |              |
| WATERVILLE   | 4801511         | LUCAS               | Acid         | ADJ    | 06/62                  | 4100          |                 | 1.0          |
| TOTAL POPULATION SERVED BY SOURCE WATER SYSTEM - - - - - |                 |                     |              |        |                        | 4100          |                 |              |
| WAUSEON  | 2600111         | FULTON              | Acid         | ADJ    | 10/80                  | 6170          |                 | 1.0          |
| LYONS  | 2600603         | FULTON              |              | CONS   |                        | 593           |                 |              |
| TOTAL POPULATION SERVED BY SOURCE WATER SYSTEM - - - - - |                 |                     |              |        |                        | 6763          |                 |              |

POPULATION SERVED FLUORIDATED DRINKING WATER BY SOURCE SYSTEM,  
CONSECUTIVE SYSTEM, AND COUNTY WITHIN STATE (AS OF 12/31/85)

# OHIO

| WATER SYSTEM and<br>CONSECUTIVE SYSTEMS SERVED           | EPA<br>ID<br>NO | COUNTY     | CHEM<br>USED | STATUS | FLUOR<br>START<br>DATE | POP<br>SERVED | NATURAL SYSTEMS |              |
|--|-----------------|------------|--------------|--------|------------------------|---------------|-----------------|--------------|
|  |                 |            |              |        |                        |               | NAT<br>LEVEL    | OPT<br>LEVEL |
| WAVERLY  | 6600912         | PIKE       | Acid         | ADJ    | 12/71                  | 5000          |                 | 1.0          |
| PIKE WATER CO-WAVERLY                                    | 6600603         | PIKE       |              | CONS   |                        | 300           |                 |              |
| TOTAL POPULATION SERVED BY SOURCE WATER SYSTEM - - - - - |                 |            |              |        |                        | 5300          |                 |              |
| WAYNE  | 8703112         | WOOD       |              | NATL   |                        | 900           | 1.4             |              |
| TOTAL POPULATION SERVED BY SOURCE WATER SYSTEM - - - - - |                 |            |              |        |                        | 900           |                 |              |
| WAYNESFIELD  | 0600912         | AUGLAIZE   |              | NATL   |                        | 850           | 2.2             |              |
| TOTAL POPULATION SERVED BY SOURCE WATER SYSTEM - - - - - |                 |            |              |        |                        | 850           |                 |              |
| WELLINGTON   | 4701511         | LORAIN     | Acid         | ADJ    | 08/68                  | 4193          |                 | 1.0          |
| TOTAL POPULATION SERVED BY SOURCE WATER SYSTEM - - - - - |                 |            |              |        |                        | 4193          |                 |              |
| WELLMANS APARTMENTS                                      | 4503612         | LICKING    |              | NATL   |                        | 40            | 1.7             |              |
| TOTAL POPULATION SERVED BY SOURCE WATER SYSTEM - - - - - |                 |            |              |        |                        | 40            |                 |              |
| WELLSTON   | 4000511         | JACKSON    | NaSiF6       | ADJ    | 05/61                  | 6050          |                 | 1.0          |
| HAMDEN   | 8200003         | VINTON     |              | CONS   |                        | 1158          |                 |              |
| JACKSON CO WATER-WELL C                                  | 4000903         | JACKSON    |              | CONS   |                        | 350           |                 |              |
| JACKSON CO WATER-WELL D                                  | 4000303         | JACKSON    |              | CONS   |                        | 650           |                 |              |
| JACKSON CO WATER-WELL G                                  | 4001003         | JACKSON    |              | CONS   |                        | 100           |                 |              |
| TOTAL POPULATION SERVED BY SOURCE WATER SYSTEM - - - - - |                 |            |              |        |                        | 8308          |                 |              |
| WELLSVILLE   | 1502911         | COLUMBIANA | Acid         | ADJ    | 12/84                  | 5100          |                 | 1.0          |
| TOTAL POPULATION SERVED BY SOURCE WATER SYSTEM - - - - - |                 |            |              |        |                        | 5100          |                 |              |
| WEST ALEXANDRIA  | 6801312         | PREBLE     |              | NATL   |                        | 1500          | 1.3             |              |
| TOTAL POPULATION SERVED BY SOURCE WATER SYSTEM - - - - - |                 |            |              |        |                        | 1500          |                 |              |
| WEST CARROLLTON  | 5702812         | MONTGOMERY | Acid         | ADJ    | /73                    | 10000         |                 | 1.0          |
| TOTAL POPULATION SERVED BY SOURCE WATER SYSTEM - - - - - |                 |            |              |        |                        | 10000         |                 |              |
| WEST JEFFERSON   | 4902012         | MADISON    |              | NATL   |                        | 4508          | 1.5             |              |
| TOTAL POPULATION SERVED BY SOURCE WATER SYSTEM - - - - - |                 |            |              |        |                        | 4508          |                 |              |
| WEST LAKE VILLAGE MHP                                    | 7501512         | SHELBY     |              | NATL   |                        | 68            | 1.8             |              |
| TOTAL POPULATION SERVED BY SOURCE WATER SYSTEM - - - - - |                 |            |              |        |                        | 68            |                 |              |

POPULATION SERVED FLUORIDATED DRINKING WATER BY SOURCE SYSTEM,  
CONSECUTIVE SYSTEM, AND COUNTY WITHIN STATE (AS OF 12/31/85)

OHIO

| WATER SYSTEM and<br>CONSECUTIVE SYSTEMS SERVED           | EPA<br>ID<br>NO | COUNTY            | CHEM<br>USED | STATUS | FLUOR<br>START<br>DATE | POP<br>SERVED | NATURAL SYSTEMS<br>NAT<br>LEVEL | OPT<br>LEVEL |
|--|-----------------|-------------------|--------------|--------|------------------------|---------------|---------------------------------|--------------|
| WEST MANCHESTER  | 6801412         | PREBLE            |              |        | NATL                   | 580           | 1.5                             |              |
| TOTAL POPULATION SERVED BY SOURCE WATER SYSTEM - - - - - |                 |                   |              |        |                        | 580           |                                 |              |
| WEST MANSFIELD   | 4602512         | LOGAN             |              |        | NATL                   | 700           | 1.4                             |              |
| TOTAL POPULATION SERVED BY SOURCE WATER SYSTEM - - - - - |                 |                   |              |        |                        | 700           |                                 |              |
| WEST MILTON  | 5501711         | MIAMI             | Acid         | ADJ    | 08/81                  | 4800          |                                 | 1.0          |
| TOTAL POPULATION SERVED BY SOURCE WATER SYSTEM - - - - - |                 |                   |              |        |                        | 4800          |                                 |              |
| WEST UNITY   | 8601812         | WILLIAMS          |              |        | NATL                   | 1639          | 1.0                             |              |
| TOTAL POPULATION SERVED BY SOURCE WATER SYSTEM - - - - - |                 |                   |              |        |                        | 1639          |                                 |              |
| WEST UNITY MHP   | 8601612         | WILLIAMS          |              |        | NATL                   | 150           | 1.1                             |              |
| TOTAL POPULATION SERVED BY SOURCE WATER SYSTEM - - - - - |                 |                   |              |        |                        | 150           |                                 |              |
| WESTERVILLE  | 2503411         | FRANKLIN/DELAWARE | Acid         | ADJ    | 06/51                  | 27000         |                                 | 1.0          |
| TOTAL POPULATION SERVED BY SOURCE WATER SYSTEM - - - - - |                 |                   |              |        |                        | 27000         |                                 |              |
| WESTON   | 8703211         | WOOD              | NaF          | ADJ    | 08/85                  | 2100          |                                 | 1.0          |
| TOTAL POPULATION SERVED BY SOURCE WATER SYSTEM - - - - - |                 |                   |              |        |                        | 2100          |                                 |              |
| WHISPERING PINES MHP                                     | 4503512         | LICKING           |              |        | NATL                   | 75            | 1.2                             |              |
| TOTAL POPULATION SERVED BY SOURCE WATER SYSTEM - - - - - |                 |                   |              |        |                        | 75            |                                 |              |
| WHISPERING VALLEY MHP                                    | 4600312         | LOGAN             |              |        | NATL                   | 75            | 1.6                             |              |
| TOTAL POPULATION SERVED BY SOURCE WATER SYSTEM - - - - - |                 |                   |              |        |                        | 75            |                                 |              |
| WHITEHOUSE   | 4801612         | LUCAS             |              |        | NATL                   | 2350          | 1.3                             |              |
| TOTAL POPULATION SERVED BY SOURCE WATER SYSTEM - - - - - |                 |                   |              |        |                        | 2350          |                                 |              |
| WHITES MHP   | 1401112         | CLINTON           |              |        | NATL                   | 84            | 1.6                             |              |
| TOTAL POPULATION SERVED BY SOURCE WATER SYSTEM - - - - - |                 |                   |              |        |                        | 84            |                                 |              |
| WILHELM'S TRAILER COURT                                  | 6300812         | PAULDING          |              |        | NATL                   | 25            | 1.3                             |              |
| TOTAL POPULATION SERVED BY SOURCE WATER SYSTEM - - - - - |                 |                   |              |        |                        | 25            |                                 |              |

POPULATION SERVED FLUORIDATED DRINKING WATER BY SOURCE SYSTEM,  
CONSECUTIVE SYSTEM, AND COUNTY WITHIN STATE (AS OF 12/31/85)

OHIO

| WATER SYSTEM and<br>CONSECUTIVE SYSTEMS SERVED           | EPA<br>ID<br>NO | COUNTY   | CHEM<br>USED | STATUS | FLUOR<br>START<br>DATE | POP<br>SERVED | NATURAL SYSTEMS<br>NAT OPT<br>LEVEL LEVEL |
|--|-----------------|----------|--------------|--------|------------------------|---------------|---|
| WILLARD  | 3901511         | HURON    | Acid         | ADJ    | 07/72                  | 5950          | 1.0                                       |
| PLYMOUTH   | 7004003         | RICHLAND |              | CONS   |                        | 1939          |   |
| TOTAL POPULATION SERVED BY SOURCE WATER SYSTEM - - - - - |                 |          |              |        |                        | 7889          |   |
| WILLIAMS CO-HILLSIDE NH                                  | 8601912         | WILLIAMS |              | NATL   |                        | 146           | 1.3                                       |
| TOTAL POPULATION SERVED BY SOURCE WATER SYSTEM - - - - - |                 |          |              |        |                        | 146           |   |
| WILLIAMSBURG   | 1301411         | CLERMONT | NaF          | ADJ    | 10/84                  | 1956          | 1.0                                       |
| TOTAL POPULATION SERVED BY SOURCE WATER SYSTEM - - - - - |                 |          |              |        |                        | 1956          |   |
| WILLIAMSPORT   | 6503012         | PICKAWAY | NaF          | ADJ    | 03/83                  | 1000          | 1.0                                       |
| TOTAL POPULATION SERVED BY SOURCE WATER SYSTEM - - - - - |                 |          |              |        |                        | 1000          |   |
| WILLOWBROOK TERR. MHP #2                                 | 4503812         | LICKING  |              | NATL   |                        | 111           | 1.1                                       |
| TOTAL POPULATION SERVED BY SOURCE WATER SYSTEM - - - - - |                 |          |              |        |                        | 111           |   |
| WILLOWBROOK TERR. MHP #3                                 | 4503912         | LICKING  |              | NATL   |                        | 144           | 1.1                                       |
| TOTAL POPULATION SERVED BY SOURCE WATER SYSTEM - - - - - |                 |          |              |        |                        | 144           |   |
| WINDING LAKE PARK MHP                                    | 7201612         | SANDUSKY |              | NATL   |                        | 56            | 1.5                                       |
| TOTAL POPULATION SERVED BY SOURCE WATER SYSTEM - - - - - |                 |          |              |        |                        | 56            |   |
| WOOD LAKE MHP  | 8703412         | WOOD     |              | NATL   |                        | 350           | 1.7                                       |
| TOTAL POPULATION SERVED BY SOURCE WATER SYSTEM - - - - - |                 |          |              |        |                        | 350           |   |
| WOODLAND MHP   | 5501912         | MIAMI    |              | NATL   |                        | 70            | 1.4                                       |
| TOTAL POPULATION SERVED BY SOURCE WATER SYSTEM - - - - - |                 |          |              |        |                        | 70            |   |
| WOODSFIELD   | 5600711         | MONROE   | NaF          | ADJ    | 04/75                  | 3150          | 1.0                                       |
| MONROE WATER DIST-EAST                                   | 5600103         | MONROE   |              | CONS   |                        | 539           |   |
| MONROE WATER DIST-SOUTH                                  | 5600303         | MONROE   |              | CONS   |                        | 364           |   |
| MONROE WATER DIST-WEST                                   | 5600203         | MONROE   |              | CONS   |                        | 750           |   |
| TOTAL POPULATION SERVED BY SOURCE WATER SYSTEM - - - - - |                 |          |              |        |                        | 4803          |   |
| WYOMING  | 3102212         | HAMILTON | Acid         | ADJ    | 08/53                  | 9700          | 1.0                                       |
| TOTAL POPULATION SERVED BY SOURCE WATER SYSTEM - - - - - |                 |          |              |        |                        | 9700          |   |

POPULATION SERVED FLUORIDATED DRINKING WATER BY SOURCE SYSTEM,  
 CONSECUTIVE SYSTEM, AND COUNTY WITHIN STATE (AS OF 12/31/85)

**OHIO**

| WATER SYSTEM and<br>CONSECUTIVE SYSTEMS SERVED           | EPA<br>ID<br>NO | COUNTY    | CHEM<br>USED | STATUS | FLUOR<br>START<br>DATE | POP<br>SERVED | NATURAL SYSTEMS<br>NAT OPT<br>LEVEL LEVEL |
|--|-----------------|-----------|--------------|--------|------------------------|---------------|---|
| YELLOW SPRINGS   | 2903012         | GREENE    | Acid         | ADJ    | 12/59                  | 4077          | 1.0                                       |
| TOTAL POPULATION SERVED BY SOURCE WATER SYSTEM - - - - - |                 |           |              |        |                        | 4077          |   |
| ZANESVILLE   | 6002712         | MUSKINGUM | Acid         | ADJ    | 10/70                  | 32000         | 1.0                                       |
| EAST MUSKINGUM WA NW                                     | 6000503         | MUSKINGUM |              | CONS   |                        | 7000          |   |
| TOTAL POPULATION SERVED BY SOURCE WATER SYSTEM - - - - - |                 |           |              |        |                        | 39000         |   |

POPULATION SERVED FLUORIDATED DRINKING WATER BY SOURCE SYSTEM,  
CONSECUTIVE SYSTEM, AND COUNTY WITHIN STATE (AS OF 12/31/85)

# OKLAHOMA

| WATER SYSTEM and<br>CONSECUTIVE SYSTEMS SERVED           | EPA<br>ID<br>NO | COUNTY     | CHEM<br>USED | STATUS | FLUOR<br>START<br>DATE | POP<br>SERVED | NATURAL SYSTEMS |              |
|--|-----------------|------------|--------------|--------|------------------------|---------------|-----------------|--------------|
|  |                 |            |              |        |                        |               | NAT<br>LEVEL    | OPT<br>LEVEL |
| ADA  | 2006201         | PONTOTOC   | Acid         | ADJ    | /57                    | 17000         |                 | 0.8          |
| HOMER RWD 1  | 3006205         | PONTOTOC   |              | CONS   |                        | 360           |                 |              |
| PICKETT-BEBEE  | 3006204         | PONTOTOC   |              | CONS   |                        | 1200          |                 |              |
| PONTOTOC RWD 4   | 3006203         | PONTOTOC   |              | CONS   |                        | 400           |                 |              |
| PONTOTOC RWD 7   | 3006215         | PONTOTOC   |              | CONS   |                        | 300           |                 |              |
| PONTOTOC RWD 8   | 3006216         | PONTOTOC   |              | CONS   |                        | 300           |                 |              |
| TOTAL POPULATION SERVED BY SOURCE WATER SYSTEM - - - - - |                 |            |              |        |                        | 19560         |                 |              |
| ADAMS RWD 1  | 2007010         | TEXAS      |              | NATL   |                        | 150           |                 | 1.5          |
| TOTAL POPULATION SERVED BY SOURCE WATER SYSTEM - - - - - |                 |            |              |        |                        | 150           |                 |              |
| AFTON  | 1021696         | OTTAWA     |              | NATL   |                        | 1500          |                 | 1.4          |
| TOTAL POPULATION SERVED BY SOURCE WATER SYSTEM - - - - - |                 |            |              |        |                        | 1500          |                 |              |
| ALTUS  | 1011501         | JACKSON    | NaSiF6       | ADJ    | 10/83                  | 25000         |                 | 0.8          |
| ALTUS AFB  | 3003303         | JACKSON    |              | CONS   |                        | 5000          |                 |              |
| TOTAL POPULATION SERVED BY SOURCE WATER SYSTEM - - - - - |                 |            |              |        |                        | 30000         |                 |              |
| ARDMORE  | 1010814         | CARTER     | Acid         | ADJ    | /82                    | 24000         |                 | 0.8          |
| TOTAL POPULATION SERVED BY SOURCE WATER SYSTEM - - - - - |                 |            |              |        |                        | 24000         |                 |              |
| ATOKA  | 1010401         | ATOKA      | Acid         | ADJ    | /82                    | 3500          |                 | 0.8          |
| TOTAL POPULATION SERVED BY SOURCE WATER SYSTEM - - - - - |                 |            |              |        |                        | 3500          |                 |              |
| B & B WATER  | 2001301         | CIMARRON   |              | NATL   |                        | 300           |                 | 1.2          |
| TOTAL POPULATION SERVED BY SOURCE WATER SYSTEM - - - - - |                 |            |              |        |                        | 300           |                 |              |
| BARTLESVILLE   | 1021401         | WASHINGTON | NaSiF6       | ADJ    | /65                    | 38000         |                 | 0.8          |
| BARDEW   | 3007406         | WASHINGTON |              | CONS   |                        | 140           |                 |              |
| DEWEY  | 3007402         | WASHINGTON |              | CONS   |                        | 3958          |                 |              |
| OCHELATA UTIL AUTH NA                                    | 3007407         | WASHINGTON |              | CONS   |                        | 480           |                 |              |
| OSAGE CO RWD 1   | 3005704         | WASHINGTON |              | CONS   |                        | 400           |                 |              |
| RAMONA   | 3007408         | WASHINGTON |              | CONS   |                        | 600           |                 |              |
| STRIKE-AXE   | 3005701         | WASHINGTON |              | CONS   |                        | 400           |                 |              |
| WASHINGTON CO RWD 1                                      | 3007401         | WASHINGTON |              | CONS   |                        | 300           |                 |              |
| WASHINGTON CO RWD 2                                      | 3007403         | WASHINGTON |              | CONS   |                        | 300           |                 |              |
| TOTAL POPULATION SERVED BY SOURCE WATER SYSTEM - - - - - |                 |            |              |        |                        | 44578         |                 |              |
| BEAVER RWD 1 (TURPIN)                                    | 2000402         | BEAVER     |              | NATL   |                        | 490           |                 | 1.6          |
| TOTAL POPULATION SERVED BY SOURCE WATER SYSTEM - - - - - |                 |            |              |        |                        | 490           |                 |              |

POPULATION SERVED FLUORIDATED DRINKING WATER BY SOURCE SYSTEM,  
CONSECUTIVE SYSTEM, AND COUNTY WITHIN STATE (AS OF 12/31/85)

# OKLAHOMA

| WATER SYSTEM and<br>CONSECUTIVE SYSTEMS SERVED | EPA<br>ID<br>NO | COUNTY          | CHEM<br>USED | STATUS | FLUOR<br>START<br>DATE | POP<br>SERVED  | NATURAL SYSTEMS |              |
|--|-----------------|-----------------|--------------|--------|------------------------|--|-----------------|--------------|
|  |                 |                 |              |        |                        |  | NAT<br>LEVEL    | OPT<br>LEVEL |
| BENNINGTON RWD                                 | 2000705         | BRYAN           |              |        |                        | 317  | 1.3             |              |
|  |                 |                 |              |        |                        | TOTAL POPULATION SERVED BY SOURCE WATER SYSTEM - - - - - | 317             |              |
| BIXBY  | 1020406         | TULSA / WAGONER | Acid         | ADJ    | /82                    | 5710   |                 | 0.8          |
|  |                 |                 |              |        |                        | TOTAL POPULATION SERVED BY SOURCE WATER SYSTEM - - - - - | 5710            |              |
| BLUEJACKET                                     | 2001802         | CRAIG           |              |        |                        | 260  | 4.4             |              |
|  |                 |                 |              |        |                        | TOTAL POPULATION SERVED BY SOURCE WATER SYSTEM - - - - - | 260             |              |
| BOISE CITY                                     | 2001303         | CIMARRON        |              |        |                        | 1800   | 1.3             |              |
|  |                 |                 |              |        |                        | TOTAL POPULATION SERVED BY SOURCE WATER SYSTEM - - - - - | 1800            |              |
| BOKCHITO                                       | 2000704         | BRYAN           |              |        |                        | 633  | 1.0             |              |
|  |                 |                 |              |        |                        | TOTAL POPULATION SERVED BY SOURCE WATER SYSTEM - - - - - | 633             |              |
| BOWLEGS LIMA WATER DISTRICT                    | 2006701         | SEMINOLE        |              |        |                        | 3000   | 3.6             |              |
|  |                 |                 |              |        |                        | TOTAL POPULATION SERVED BY SOURCE WATER SYSTEM - - - - - | 3000            |              |
| BOWLEGS WATER WORKS                            | 2006707         | SEMINOLE        |              |        |                        | 150  | 4.6             |              |
|  |                 |                 |              |        |                        | TOTAL POPULATION SERVED BY SOURCE WATER SYSTEM - - - - - | 150             |              |
| CACHE  | 2001607         | COMANCHE        |              |        |                        | 1400   | 5.4             |              |
|  |                 |                 |              |        |                        | TOTAL POPULATION SERVED BY SOURCE WATER SYSTEM - - - - - | 1400            |              |
| CALLMET  | 2000904         | CANADIAN        |              |        |                        | 480  | 1.6             |              |
|  |                 |                 |              |        |                        | TOTAL POPULATION SERVED BY SOURCE WATER SYSTEM - - - - - | 480             |              |
| CHANDLER                                       | 1020702         | LINCOLN         | NaSiF6       | ADJ    | /83                    | 3200   |                 | 0.8          |
|  |                 |                 |              |        |                        | TOTAL POPULATION SERVED BY SOURCE WATER SYSTEM - - - - - | 3200            |              |
| CHECOTAH                                       | 1020515         | MCINTOSH        | NaSiF6       | ADJ    | 10/85                  | 3000   |                 | 0.8          |
|  |                 |                 |              |        |                        | TOTAL POPULATION SERVED BY SOURCE WATER SYSTEM - - - - - | 3000            |              |
| CHICKASHA                                      | 1010821         | GRADY           | NaSiF6       | ADJ    | 03/85                  | 20000  |                 | 0.8          |
|  |                 |                 |              |        |                        | TOTAL POPULATION SERVED BY SOURCE WATER SYSTEM - - - - - | 20000           |              |



POPULATION SERVED FLUORIDATED DRINKING WATER BY SOURCE SYSTEM,  
CONSECUTIVE SYSTEM, AND COUNTY WITHIN STATE (AS OF 12/31/85)

# OKLAHOMA

| WATER SYSTEM and<br>CONSECUTIVE SYSTEMS SERVED           | EPA<br>ID<br>NO | COUNTY         | CHEM<br>USED | STATUS | FLUOR<br>START<br>DATE | POP<br>SERVED | NATURAL SYSTEMS<br>NAT<br>LEVEL | OPT<br>LEVEL |
|--|-----------------|----------------|--------------|--------|------------------------|---------------|---------------------------------|--------------|
| CLINTON  | 1010828         | CUSTER         | Acid         | ADJ    | /82                    | 10000         |                                 | 0.8          |
| TOTAL POPULATION SERVED BY SOURCE WATER SYSTEM - - - - - |                 |                |              |        |                        | 10000         |                                 |              |
| COALGATE   | 1010402         | COAL           | Acid         | ADJ    | /82                    | 1900          |                                 | 0.8          |
| TOTAL POPULATION SERVED BY SOURCE WATER SYSTEM - - - - - |                 |                |              |        |                        | 1900          |                                 |              |
| COLLINSVILLE   | 1021505         | ROGERS / TULSA | NaSiF6       | ADJ    | /75                    | 3150          |                                 | 0.8          |
| TOTAL POPULATION SERVED BY SOURCE WATER SYSTEM - - - - - |                 |                |              |        |                        | 3150          |                                 |              |
| COUNTRY CLUB ESTATES                                     | 2001448         | CLEVELAND      |              | NATL   |                        | 75            |                                 | 1.4          |
| TOTAL POPULATION SERVED BY SOURCE WATER SYSTEM - - - - - |                 |                |              |        |                        | 75            |                                 |              |
| CROWDER  | 1020603         | PITTSBURG      | NaSiF6       | ADJ    | 01/82                  | 431           |                                 | 0.8          |
| TOTAL POPULATION SERVED BY SOURCE WATER SYSTEM - - - - - |                 |                |              |        |                        | 431           |                                 |              |
| CUSHING  | 1020908         | PAYNE          | NaSiF6       | ADJ    | /78                    | 7020          |                                 | 0.8          |
| TOTAL POPULATION SERVED BY SOURCE WATER SYSTEM - - - - - |                 |                |              |        |                        | 7020          |                                 |              |
| DEER CREEK WATER CORP                                    | 2005504         | OKLAHOMA       |              | NATL   |                        | 504           |                                 | 3.8          |
| TOTAL POPULATION SERVED BY SOURCE WATER SYSTEM - - - - - |                 |                |              |        |                        | 504           |                                 |              |
| DEL CITY   | 1020805         | OKLAHOMA       | NaSiF6       | ADJ    | /73                    | 30000         |                                 | 0.8          |
| TOTAL POPULATION SERVED BY SOURCE WATER SYSTEM - - - - - |                 |                |              |        |                        | 30000         |                                 |              |
| DELHI  | 2000507         | BECKHAM        |              | NATL   |                        | 290           |                                 | 7.0          |
| TOTAL POPULATION SERVED BY SOURCE WATER SYSTEM - - - - - |                 |                |              |        |                        | 290           |                                 |              |
| DEVOL  | 2001701         | COTTON         |              | NATL   |                        | 186           |                                 | 1.4          |
| TOTAL POPULATION SERVED BY SOURCE WATER SYSTEM - - - - - |                 |                |              |        |                        | 186           |                                 |              |
| DRUMRIGHT  | 2001903         | CREEK          | NaSiF6       | ADJ    | /84                    | 3162          |                                 | 0.8          |
| TOTAL POPULATION SERVED BY SOURCE WATER SYSTEM - - - - - |                 |                |              |        |                        | 3162          |                                 |              |
| DURANT   | 1010601         | BRYAN          | Acid         | ADJ    | /58                    | 15000         |                                 | 0.8          |
| SOUTHEAST RWD 5  | 3000704         | BRYAN          |              | CONS   |                        | 500           |                                 |              |
| TOTAL POPULATION SERVED BY SOURCE WATER SYSTEM - - - - - |                 |                |              |        |                        | 15500         |                                 |              |

POPULATION SERVED FLUORIDATED DRINKING WATER BY SOURCE SYSTEM,  
CONSECUTIVE SYSTEM, AND COUNTY WITHIN STATE (AS OF 12/31/85)

# OKLAHOMA

| WATER SYSTEM and<br>CONSECUTIVE SYSTEMS SERVED           | EPA<br>ID<br>NO | COUNTY   | CHEM<br>USED | STATUS | FLUOR<br>START<br>DATE | POP<br>SERVED | NATURAL SYSTEMS<br>NAT OPT<br>LEVEL LEVEL |
|--|-----------------|----------|--------------|--------|------------------------|---------------|---|
| EDMOND   | 2005505         | OKLAHOMA |              |        | NATL                   | 47000         | 0.9                                       |
| TOTAL POPULATION SERVED BY SOURCE WATER SYSTEM - - - - - |                 |          |              |        |                        | 47000         |   |
| ELK CITY   | 2000501         | BECKHAM  | Acid         | ADJ    | 12/84                  | 10000         | 0.8                                       |
| TOTAL POPULATION SERVED BY SOURCE WATER SYSTEM - - - - - |                 |          |              |        |                        | 10000         |   |
| ENID   | 2002412         | GARFIELD | Acid         | ADJ    | /67                    | 36550         | 0.8                                       |
| DRUMMOND   | 3002401         | GARFIELD |              | CONS   |                        | 425           |   |
| SPRING VALLEY RW ASSOCIATION                             | 3002408         | GARFIELD |              | CONS   |                        | 189           |   |
| VANCE AFB  | 3002402         | GARFIELD |              | CONS   |                        | 2500          |   |
| TOTAL POPULATION SERVED BY SOURCE WATER SYSTEM - - - - - |                 |          |              |        |                        | 39664         |   |
| ENID #2  | 2002445         | GARFIELD | Acid         | ADJ    | /67                    | 12450         | 0.8                                       |
| TOTAL POPULATION SERVED BY SOURCE WATER SYSTEM - - - - - |                 |          |              |        |                        | 12450         |   |
| EUFULA   | 1020514         | MCINTOSH | NaSiF6       | ADJ    | 01/83                  | 3600          | 0.8                                       |
| TOTAL POPULATION SERVED BY SOURCE WATER SYSTEM - - - - - |                 |          |              |        |                        | 3600          |   |
| FAIRLAND   | 2005809         | OTTAWA   |              |        | NATL                   | 1100          | 0.8                                       |
| TOTAL POPULATION SERVED BY SOURCE WATER SYSTEM - - - - - |                 |          |              |        |                        | 1100          |   |
| FAIRVIEW   | 2004404         | MAJOR    | Acid         | ADJ    | /67                    | 3100          | 0.8                                       |
| TOTAL POPULATION SERVED BY SOURCE WATER SYSTEM - - - - - |                 |          |              |        |                        | 3100          |   |
| FORT GIBSON  | 1021622         | MUSKOGEE | NaSiF6       | ADJ    | /85                    | 2477          | 0.8                                       |
| TOTAL POPULATION SERVED BY SOURCE WATER SYSTEM - - - - - |                 |          |              |        |                        | 2477          |   |
| FRANCIS  | 2006205         | PONTIAC  |              |        | NATL                   | 470           | 1.6                                       |
| TOTAL POPULATION SERVED BY SOURCE WATER SYSTEM - - - - - |                 |          |              |        |                        | 470           |   |
| GERONIMO   | 2001611         | COMANCHE |              |        | NATL                   | 800           | 12.0                                      |
| TOTAL POPULATION SERVED BY SOURCE WATER SYSTEM - - - - - |                 |          |              |        |                        | 800           |   |
| GOODWELL   | 2007005         | TEXAS    |              |        | NATL                   | 1186          | 2.0                                       |
| TOTAL POPULATION SERVED BY SOURCE WATER SYSTEM - - - - - |                 |          |              |        |                        | 1186          |   |

POPULATION SERVED FLUORIDATED DRINKING WATER BY SOURCE SYSTEM,  
CONSECUTIVE SYSTEM, AND COUNTY WITHIN STATE (AS OF 12/31/85)

# OKLAHOMA

| WATER SYSTEM and<br>CONSECUTIVE SYSTEMS SERVED | EPA<br>ID<br>NO | COUNTY     | CHEM<br>USED | STATUS | FLUOR<br>START<br>DATE | POP<br>SERVED | NATURAL SYSTEMS<br>NAT<br>LEVEL | OPT<br>LEVEL |
|--|-----------------|------------|--------------|--------|------------------------|---------------|---------------------------------|--------------|
| GUTHRIE  | 1020903         | LOGAN      | NaSiF6       | ADJ    | /52                    | 8600          |                                 | 0.8          |
| TOTAL POPULATION SERVED BY SOURCE WATER SYSTEM |                 |            |              |        |                        | 8600          |                                 |              |
| GUYMAN   | 2007003         | TEXAS      |              | NATL   |                        | 8492          |                                 | 1.9          |
| TOTAL POPULATION SERVED BY SOURCE WATER SYSTEM |                 |            |              |        |                        | 8492          |                                 |              |
| HEAVENER                                       | 1020101         | LE FLORE   | NaSiF6       | ADJ    | 12/81                  | 3900          |                                 | 0.8          |
| TOTAL POPULATION SERVED BY SOURCE WATER SYSTEM |                 |            |              |        |                        | 3900          |                                 |              |
| HICKORY MEADOWS                                | 2002146         | DELAWARE   |              | NATL   |                        | 50            |                                 | 1.3          |
| TOTAL POPULATION SERVED BY SOURCE WATER SYSTEM |                 |            |              |        |                        | 50            |                                 |              |
| HOLDENVILLE                                    | 1020803         | HUGHES     | NaSiF6       | ADJ    | 10/83                  | 5500          |                                 | 0.8          |
| TOTAL POPULATION SERVED BY SOURCE WATER SYSTEM |                 |            |              |        |                        | 5500          |                                 |              |
| HOOVER   | 2007006         | TEXAS      |              | NATL   |                        | 1778          |                                 | 0.9          |
| TOTAL POPULATION SERVED BY SOURCE WATER SYSTEM |                 |            |              |        |                        | 1778          |                                 |              |
| IDABEL   | 1010203         | MCCURTAIN  | NaSiF6       | ADJ    | /78                    | 7652          |                                 | 0.8          |
| TOTAL POPULATION SERVED BY SOURCE WATER SYSTEM |                 |            |              |        |                        | 7652          |                                 |              |
| INDIAHOMA                                      | 2001609         | COMANCHE   |              | NATL   |                        | 484           |                                 | 10.2         |
| TOTAL POPULATION SERVED BY SOURCE WATER SYSTEM |                 |            |              |        |                        | 484           |                                 |              |
| JET  | 2000211         | ALFALFA    |              | NATL   |                        | 355           |                                 | 0.9          |
| TOTAL POPULATION SERVED BY SOURCE WATER SYSTEM |                 |            |              |        |                        | 355           |                                 |              |
| KANSAS PWA                                     | 2002135         | DELAWARE   |              | NATL   |                        | 500           |                                 | 0.9          |
| TOTAL POPULATION SERVED BY SOURCE WATER SYSTEM |                 |            |              |        |                        | 500           |                                 |              |
| KEYES  | 2001302         | CIMARRON   |              | NATL   |                        | 589           |                                 | 2.2          |
| TOTAL POPULATION SERVED BY SOURCE WATER SYSTEM |                 |            |              |        |                        | 589           |                                 |              |
| KINGFISHER                                     | 2003702         | KINGFISHER | NaSiF6       | ADJ    | /55                    | 4245          |                                 | 0.8          |
| TOTAL POPULATION SERVED BY SOURCE WATER SYSTEM |                 |            |              |        |                        | 4245          |                                 |              |

POPULATION SERVED FLUORIDATED DRINKING WATER BY SOURCE SYSTEM,  
 CONSECUTIVE SYSTEM, AND COUNTY WITHIN STATE (AS OF 12/31/85)

**OKLAHOMA**

| WATER SYSTEM and<br>CONSECUTIVE SYSTEMS SERVED           | EPA<br>ID<br>NO | COUNTY    | CHEM<br>USED | STATUS | FLUOR<br>START<br>DATE | POP<br>SERVED | NATURAL SYSTEMS<br>NAT<br>LEVEL | OPT<br>LEVEL |
|--|-----------------|-----------|--------------|--------|------------------------|---------------|---------------------------------|--------------|
| KINGSTON   | 2004501         | MARSHALL  |              | NATL   |                        | 1440          | 0.7                             |              |
| TOTAL POPULATION SERVED BY SOURCE WATER SYSTEM - - - - - |                 |           |              |        |                        | 1440          |                                 |              |
| KIOWA  | 1020611         | PITTSBURG | NaF          | ADJ    | /81                    | 863           |                                 | 0.8          |
| TOTAL POPULATION SERVED BY SOURCE WATER SYSTEM - - - - - |                 |           |              |        |                        | 863           |                                 |              |
| KREBS  | 1020606         | PITTSBURG | NaF          | ADJ    | /81                    | 2200          |                                 | 0.8          |
| TOTAL POPULATION SERVED BY SOURCE WATER SYSTEM - - - - - |                 |           |              |        |                        | 2200          |                                 |              |
| LAKEMONT SHORES  | 2002170         | DELAWARE  |              | NATL   |                        | 50            | 2.3                             |              |
| TOTAL POPULATION SERVED BY SOURCE WATER SYSTEM - - - - - |                 |           |              |        |                        | 50            |                                 |              |
| LAVERNE  | 2003002         | HARPER    |              | NATL   |                        | 1420          | 0.7                             |              |
| TOTAL POPULATION SERVED BY SOURCE WATER SYSTEM - - - - - |                 |           |              |        |                        | 1420          |                                 |              |
| LAWTON   | 1011303         | COMANCHE  | NaSiF6       | ADJ    | /71                    | 108800        |                                 | 0.8          |
| COMANCHE CO RWD 1  | 3001602         | COMANCHE  |              | CONS   |                        | 2000          |                                 |              |
| FORT SILL  | 3001601         | COMANCHE  |              | CONS   |                        | 20000         |                                 |              |
| MEDICINE PARK  | 3001603         | COMANCHE  |              | CONS   |                        | 180           |                                 |              |
| TOTAL POPULATION SERVED BY SOURCE WATER SYSTEM - - - - - |                 |           |              |        |                        | 130980        |                                 |              |
| LINDSAY  | 2002501         | GARVIN    | Acid         | ADJ    | /85                    | 3454          |                                 | 0.8          |
| TOTAL POPULATION SERVED BY SOURCE WATER SYSTEM - - - - - |                 |           |              |        |                        | 3454          |                                 |              |
| LOCO RWD 4   | 2006904         | STEPHENS  |              | NATL   |                        | 900           | 0.7                             |              |
| TOTAL POPULATION SERVED BY SOURCE WATER SYSTEM - - - - - |                 |           |              |        |                        | 900           |                                 |              |
| MADILL   | 1010820         | MARSHALL  | Acid         | ADJ    | /71                    | 2500          |                                 | 0.8          |
| TOTAL POPULATION SERVED BY SOURCE WATER SYSTEM - - - - - |                 |           |              |        |                        | 2500          |                                 |              |
| MANNFORD   | 1020909         | CREEK     | NaF          | ADJ    | /75                    | 3000          |                                 | 0.8          |
| CREEK CO RWD 3   | 3001916         | CREEK     |              | CONS   |                        | 1992          |                                 |              |
| PAWNEE CO RWD 2 INC                                      | 3005910         | CREEK     |              | CONS   |                        | 167           |                                 |              |
| TOTAL POPULATION SERVED BY SOURCE WATER SYSTEM - - - - - |                 |           |              |        |                        | 5159          |                                 |              |
| MARLOW   | 2006907         | STEPHENS  | NaSiF6       | ADJ    | 09/85                  | 6000          |                                 | 0.8          |
| TOTAL POPULATION SERVED BY SOURCE WATER SYSTEM - - - - - |                 |           |              |        |                        | 6000          |                                 |              |

POPULATION SERVED FLUORIDATED DRINKING WATER BY SOURCE SYSTEM,  
CONSECUTIVE SYSTEM, AND COUNTY WITHIN STATE (AS OF 12/31/85)

# OKLAHOMA

| WATER SYSTEM and<br>CONSECUTIVE SYSTEMS SERVED           | EPA<br>ID<br>NO | COUNTY    | CHEM<br>USED | STATUS | FLUOR<br>START<br>DATE | POP<br>SERVED | NATURAL SYSTEMS<br>NAT . OPT<br>LEVEL . LEVEL |
|--|-----------------|-----------|--------------|--------|------------------------|---------------|---|
| MAUD   | 2006302         | SEMINOLE  |              |        | NATL                   | 1500          | 3.7   |
| TOTAL POPULATION SERVED BY SOURCE WATER SYSTEM - - - - - |                 |           |              |        |                        | 1500          |   |
| MC ALESTER   | 1020609         | PITTSBURG | NaSiF6       | ADJ    | /62                    | 18000         | 0.8   |
| ALDERSON RWD 6   | 3006109         | PITTSBURG |              | CONS   |                        | 330           |   |
| ARPELAR RWD 7  | 3006108         | PITTSBURG |              | CONS   |                        | 1080          |   |
| MC ALESTER RWD 9   | 3006107         | PITTSBURG |              | CONS   |                        | 600           |   |
| PITTSBURG CO RWD 5                                       | 3006115         | PITTSBURG |              | CONS   |                        | 510           |   |
| TANNEHILL WATER CORP                                     | 3006106         | PITTSBURG |              | CONS   |                        | 618           |   |
| TOTAL POPULATION SERVED BY SOURCE WATER SYSTEM - - - - - |                 |           |              |        |                        | 21138         |   |
| MEEKER   | 1020507         | LINCOLN   | NaF          | ADJ    | /82                    | 1083          | 0.8   |
| TOTAL POPULATION SERVED BY SOURCE WATER SYSTEM - - - - - |                 |           |              |        |                        | 1083          |   |
| MIAMI  | 2005813         | OTTAWA    |              |        | NATL                   | 15000         | 5.4   |
| TOTAL POPULATION SERVED BY SOURCE WATER SYSTEM - - - - - |                 |           |              |        |                        | 15000         |   |
| MIDWEST CITY   | 1020806         | OKLAHOMA  | NaSiF6       | ADJ    | /61                    | 50000         | 0.8   |
| TOTAL POPULATION SERVED BY SOURCE WATER SYSTEM - - - - - |                 |           |              |        |                        | 50000         |   |
| MONKEY ISLAND AIRPORT RESORT                             | 2002167         | DELAWARE  |              |        | NATL                   | 50            | 1.5   |
| TOTAL POPULATION SERVED BY SOURCE WATER SYSTEM - - - - - |                 |           |              |        |                        | 50            |   |
| MUSKOGEE   | 1021607         | MUSKOGEE  | NaSiF6       | ADJ    | /73                    | 40011         | 0.8   |
| JESS DUNN CORR CIR                                       | 3005126         | MUSKOGEE  |              | CONS   |                        | 750           |   |
| KEEFTON RWD 5  | 3005107         | MUSKOGEE  |              | CONS   |                        | 1700          |   |
| MUSKOGEE CO RWD 2  | 3005102         | MUSKOGEE  |              | CONS   |                        | 1000          |   |
| MUSKOGEE CO RWD 8  | 3005117         | MUSKOGEE  |              | CONS   |                        | 200           |   |
| MUSKOGEE CO RWD 9  | 3005119         | MUSKOGEE  |              | CONS   |                        | 300           |   |
| OKLA SCHOOL FOR BLIND                                    | 3005121         | MUSKOGEE  |              | CONS   |                        | 200           |   |
| PORTER PWA   | 3007306         | WAGONER   |              | CONS   |                        | 325           |   |
| TAFT   | 3005118         | MUSKOGEE  |              | CONS   |                        | 525           |   |
| OKLA CHILDREN'S CENTER                                   | 3005108         | MUSKOGEE  |              | CONS   |                        | 200           |   |
| TOTAL POPULATION SERVED BY SOURCE WATER SYSTEM - - - - - |                 |           |              |        |                        | 45211         |   |
| NORMAN   | 1020801         | CLEVELAND | NaSiF6       | ADJ    | /66                    | 60000         | 0.8   |
| TOTAL POPULATION SERVED BY SOURCE WATER SYSTEM - - - - - |                 |           |              |        |                        | 60000         |   |
| NORTHWEST CENTRAL PIPELINE                               | 2007012         | TEXAS     |              |        | NATL                   | 125           | 1.7   |
| TOTAL POPULATION SERVED BY SOURCE WATER SYSTEM - - - - - |                 |           |              |        |                        | 125           |   |

POPULATION SERVED FLUORIDATED DRINKING WATER BY SOURCE SYSTEM,  
CONSECUTIVE SYSTEM, AND COUNTY WITHIN STATE (AS OF 12/31/85)

## OKLAHOMA

| WATER SYSTEM and<br>CONSECUTIVE SYSTEMS SERVED           | EPA<br>ID<br>NO | COUNTY   | CHEM<br>USED | STATUS | FLUOR<br>START<br>DATE | POP<br>SERVED | NATURAL SYSTEMS |              |
|--|-----------------|----------|--------------|--------|------------------------|---------------|-----------------|--------------|
|  |                 |          |              |        |                        |               | NAT<br>LEVEL    | OPT<br>LEVEL |
| NOWATA   | 1021503         | NOWATA   | NaSiF6       | ADJ    | /51                    | 4000          |                 | 0.8          |
| ELM BEND RWD INC   | 3005309         | NOWATA   |              | CONS   |                        | 300           |                 |              |
| NOWATA CO RWD 2  | 3005303         | NOWATA   |              | CONS   |                        | 140           |                 |              |
| NOWATA CO RWD 3  | 3005302         | NOWATA   |              | CONS   |                        | 225           |                 |              |
| NOWATA CO RWD 5  | 3005307         | NOWATA   |              | CONS   |                        | 80            |                 |              |
| NOWATA CO RWD 6  | 3005308         | NOWATA   |              | CONS   |                        | 200           |                 |              |
| TOTAL POPULATION SERVED BY SOURCE WATER SYSTEM - - - - - |                 |          |              |        |                        | 4945          |                 |              |
| OAKHILL COMMERCIAL WATER                                 | 2002143         | DELAWARE |              | NATL   |                        | 100           | 1.0             |              |
| TOTAL POPULATION SERVED BY SOURCE WATER SYSTEM - - - - - |                 |          |              |        |                        | 100           |                 |              |
| OKEMAH   | 1020706         | OKFUSKEE | NaSiF6       | ADJ    | /66                    | 3500          |                 | 0.8          |
| OKFUSKEE CO RWD 2  | 3005402         | OKFUSKEE |              | CONS   |                        | 1946          |                 |              |
| OKFUSKEE CO RWD 3  | 3005401         | OKFUSKEE |              | CONS   |                        | 265           |                 |              |
| RWD & SMD # 3  | 3006703         | SEMINOLE |              | CONS   |                        | 400           |                 |              |
| TOTAL POPULATION SERVED BY SOURCE WATER SYSTEM - - - - - |                 |          |              |        |                        | 6111          |                 |              |
| OKLAHOMA CITY-DRAPER                                     | 1020802         | OKLAHOMA | NaSiF6       | ADJ    | /54                    | 190000        |                 | 0.8          |
| TOTAL POPULATION SERVED BY SOURCE WATER SYSTEM - - - - - |                 |          |              |        |                        | 190000        |                 |              |
| OKLAHOMA CITY-HEFNER                                     | 1020902         | OKLAHOMA | NaSiF6       | ADJ    | /54                    | 130000        |                 | 0.8          |
| TOTAL POPULATION SERVED BY SOURCE WATER SYSTEM - - - - - |                 |          |              |        |                        | 130000        |                 |              |
| OKLAHOMA CITY-OVERHOLSER                                 | 1020502         | OKLAHOMA | NaSiF6       | ADJ    | /54                    | 30000         |                 | 0.8          |
| TOTAL POPULATION SERVED BY SOURCE WATER SYSTEM - - - - - |                 |          |              |        |                        | 30000         |                 |              |
| OKLAHOMA STATE REFORMATORY                               | 2002803         | GREER    |              | NATL   |                        | 1200          | 1.3             |              |
| TOTAL POPULATION SERVED BY SOURCE WATER SYSTEM - - - - - |                 |          |              |        |                        | 1200          |                 |              |
| OOLOGAH RWD 4  | 1021506         | ROGERS   | NaF          | ADJ    | /81                    | 3201          |                 | 0.8          |
| TOTAL POPULATION SERVED BY SOURCE WATER SYSTEM - - - - - |                 |          |              |        |                        | 3201          |                 |              |
| OPTIMA   | 2007001         | TEXAS    |              | NATL   |                        | 100           | 1.2             |              |
| TOTAL POPULATION SERVED BY SOURCE WATER SYSTEM - - - - - |                 |          |              |        |                        | 100           |                 |              |
| PANHANDLE ST UNIVERSITY                                  | 2007002         | TEXAS    |              | NATL   |                        | 1200          | 2.5             |              |
| TOTAL POPULATION SERVED BY SOURCE WATER SYSTEM - - - - - |                 |          |              |        |                        | 1200          |                 |              |

POPULATION SERVED FLUORIDATED DRINKING WATER BY SOURCE SYSTEM,  
CONSECUTIVE SYSTEM, AND COUNTY WITHIN STATE (AS OF 12/31/85)

# OKLAHOMA

| WATER SYSTEM and<br>CONSECUTIVE SYSTEMS SERVED           | EPA<br>ID<br>NO | COUNTY    | CHEM<br>USED | STATUS | FLUOR<br>START<br>DATE | POP<br>SERVED | NATURAL<br>NAT<br>LEVEL | SYSTEMS<br>OPT<br>LEVEL |
|--|-----------------|-----------|--------------|--------|------------------------|---------------|-------------------------|-------------------------|
| PAWHUSKA   | 1021301         | OSAGE     | NaSiF6       | ADJ    | /58                    | 5000          |                         | 0.8                     |
| TOTAL POPULATION SERVED BY SOURCE WATER SYSTEM - - - - - |                 |           |              |        |                        | 5000          |                         |                         |
| PCWA-ADAMSON   | 1020616         | PITTSBURG | NaSiF6       | ADJ    | /81                    | 3500          |                         | 0.8                     |
| TOTAL POPULATION SERVED BY SOURCE WATER SYSTEM - - - - - |                 |           |              |        |                        | 3500          |                         |                         |
| PEELS MHP  | 2006706         | SEMINOLE  |              | NATL   |                        | 70            | 1.7                     |                         |
| TOTAL POPULATION SERVED BY SOURCE WATER SYSTEM - - - - - |                 |           |              |        |                        | 70            |                         |                         |
| PERRY  | 1021206         | NOBLE     | Acid         | ADJ    | /80                    | 5700          |                         | 0.8                     |
| TOTAL POPULATION SERVED BY SOURCE WATER SYSTEM - - - - - |                 |           |              |        |                        | 5700          |                         |                         |
| PONCA CITY   | 1021202         | KAY       | NaSiF6       | ADJ    | /56                    | 29000         |                         | 0.8                     |
| KAY CO RWD 1   | 3003605         | KAY       |              | CONS   |                        | 515           |                         |                         |
| KAY CO RWD 2   | 3003604         | KAY       |              | CONS   |                        | 42            |                         |                         |
| KILDARE RWD 3  | 3003602         | KAY       |              | CONS   |                        | 173           |                         |                         |
| OSAGE CO RWD 3   | 2005739         | OSAGE     |              | CONS   |                        | 1700          |                         |                         |
| WHITE EAGLE-INDIAN HEALTH                                | 3003614         | KAY       |              | CONS   |                        | 150           |                         |                         |
| TOTAL POPULATION SERVED BY SOURCE WATER SYSTEM - - - - - |                 |           |              |        |                        | 31580         |                         |                         |
| POTEAU VALLEY IMPV AUTH                                  | 1020104         | LE FLORE  | NaSiF6       | ADJ    | 11/75                  | 6500          |                         | 0.8                     |
| BOKOSHE  | 3004012         | LE FLORE  |              | CONS   |                        | 600           |                         |                         |
| CAMERON PWA  | 3004011         | LE FLORE  |              | CONS   |                        | 380           |                         |                         |
| LE FLORE CO RWD 1  | 3004003         | LE FLORE  |              | CONS   |                        | 720           |                         |                         |
| LE FLORE CO RWD 2  | 3004007         | LE FLORE  |              | CONS   |                        | 3600          |                         |                         |
| LE FLORE CO RWD 3  | 3004006         | LE FLORE  |              | CONS   |                        | 1040          |                         |                         |
| LE FLORE CO RWD 4  | 3004004         | LE FLORE  |              | CONS   |                        | 610           |                         |                         |
| LE FLORE CO RWD 5  | 3004010         | LE FLORE  |              | CONS   |                        | 910           |                         |                         |
| MC CURTAIN   | 3003101         | LE FLORE  |              | CONS   |                        | 550           |                         |                         |
| MONROE WATER ASSN  | 3004008         | LE FLORE  |              | CONS   |                        | 600           |                         |                         |
| NW WATER ASSN  | 3004001         | LE FLORE  |              | CONS   |                        | 3185          |                         |                         |
| PANAMA   | 3004016         | LE FLORE  |              | CONS   |                        | 1250          |                         |                         |
| POTEAU   | 3004015         | LE FLORE  |              | CONS   |                        | 7089          |                         |                         |
| SPIRO EAST RW  | 3004005         | LE FLORE  |              | CONS   |                        | 1817          |                         |                         |
| WATER DISTRICT INC                                       | 3004009         | LE FLORE  |              | CONS   |                        | 384           |                         |                         |
| WISTER   | 3004014         | LE FLORE  |              | CONS   |                        | 673           |                         |                         |
| TOTAL POPULATION SERVED BY SOURCE WATER SYSTEM - - - - - |                 |           |              |        |                        | 29908         |                         |                         |
| PRAGUE   | 2004101         | LINCOLN   |              | NATL   |                        | 2200          |                         | 0.8                     |
| TOTAL POPULATION SERVED BY SOURCE WATER SYSTEM - - - - - |                 |           |              |        |                        | 2200          |                         |                         |

POPULATION SERVED FLUORIDATED DRINKING WATER BY SOURCE SYSTEM,  
CONSECUTIVE SYSTEM, AND COUNTY WITHIN STATE (AS OF 12/31/85)

# OKLAHOMA

| WATER SYSTEM and<br>CONSECUTIVE SYSTEMS SERVED           | EPA<br>ID<br>NO | COUNTY       | CHEM<br>USED | STATUS | FLUOR<br>START<br>DATE | POP<br>SERVED | NATURAL SYSTEMS<br>NAT OPT<br>LEVEL LEVEL |
|--|-----------------|--------------|--------------|--------|------------------------|---------------|---|
| RATCLIFF CITY  | 2001002         | CARTER       |              | NATL   |                        | 350           | 1.5                                       |
| TOTAL POPULATION SERVED BY SOURCE WATER SYSTEM - - - - - |                 |              |              |        |                        | 350           |   |
| RINGLING   | 2003404         | JEFFERSON    |              | NATL   |                        | 1700          | 1.4                                       |
| TOTAL POPULATION SERVED BY SOURCE WATER SYSTEM - - - - - |                 |              |              |        |                        | 1700          |   |
| ROFF CITY  | 2006206         | PONIOTOC     |              | NATL   |                        | 800           | 0.7                                       |
| TOTAL POPULATION SERVED BY SOURCE WATER SYSTEM - - - - - |                 |              |              |        |                        | 800           |   |
| RURAL WATER DISTRICT 2                                   | 2005804         | OTTAWA       |              | NATL   |                        | 700           | 0.7                                       |
| TOTAL POPULATION SERVED BY SOURCE WATER SYSTEM - - - - - |                 |              |              |        |                        | 700           |   |
| SALLISAW   | 1020206         | SEQUOYAH     | Acid         | ADJ    | /81                    | 6403          | 0.8                                       |
| TOTAL POPULATION SERVED BY SOURCE WATER SYSTEM - - - - - |                 |              |              |        |                        | 6403          |   |
| SAND SPRINGS   | 1020420         | TULSA        | NaSiF6       | ADJ    | /66                    | 17000         | 0.8                                       |
| HISSOM MEMORIAL CENTER                                   | 3007214         | TULSA        |              | CONS   |                        | 300           |   |
| TULSA CO RWD 1   | 3007204         | TULSA        |              | CONS   |                        | 1600          |   |
| TULSA CO W IMP DIST 14                                   | 3007213         | TULSA        |              | CONS   |                        | 1400          |   |
| TOTAL POPULATION SERVED BY SOURCE WATER SYSTEM - - - - - |                 |              |              |        |                        | 20300         |   |
| SAPULPA  | 1020404         | CREEK        | NaSiF6       | ADJ    | /58                    | 19000         | 0.8                                       |
| CREEK CO RWD 2   | 3001902         | CREEK        |              | CONS   |                        | 9360          |   |
| SAPULPA RW CO  | 3001904         | CREEK        |              | CONS   |                        | 400           |   |
| TULSA CO RWD 2   | 3007217         | CREEK        |              | CONS   |                        | 500           |   |
| TOTAL POPULATION SERVED BY SOURCE WATER SYSTEM - - - - - |                 |              |              |        |                        | 29260         |   |
| SASAKWA  | 2006705         | SEMINOLE     | NaF          | ADJ    | 06/85                  | 225           | 0.8                                       |
| TOTAL POPULATION SERVED BY SOURCE WATER SYSTEM - - - - - |                 |              |              |        |                        | 225           |   |
| SHANGRI-LA   | 2002136         | DELAWARE     |              | NATL   |                        | 175           | 1.6                                       |
| TOTAL POPULATION SERVED BY SOURCE WATER SYSTEM - - - - - |                 |              |              |        |                        | 175           |   |
| SHAWNEE  | 1020504         | POTTAWATOMIE | NaSiF6       | ADJ    | /69                    | 27000         | 0.8                                       |
| BETHEL ACRES RWS   | 3006303         | POTTAWATOMIE |              | CONS   |                        | 50            |   |
| TOTAL POPULATION SERVED BY SOURCE WATER SYSTEM - - - - - |                 |              |              |        |                        | 27050         |   |



POPULATION SERVED FLUORIDATED DRINKING WATER BY SOURCE SYSTEM,  
CONSECUTIVE SYSTEM, AND COUNTY WITHIN STATE (AS OF 12/31/85)

# OKLAHOMA

| WATER SYSTEM and<br>CONSECUTIVE SYSTEMS SERVED           | EPA<br>ID<br>NO | COUNTY       | CHEM<br>USED | STATUS | FLUOR<br>START<br>DATE | POP<br>SERVED | NATURAL SYSTEMS<br>NAT OPT<br>LEVEL LEVEL |
|--|-----------------|--------------|--------------|--------|------------------------|---------------|---|
| SOUTHWEST LIVESTOCK RESEARCH                             | 2000903         | CANADIAN     |              |        | NATL                   | 75            | 0.9                                       |
| TOTAL POPULATION SERVED BY SOURCE WATER SYSTEM - - - - - |                 |              |              |        |                        | 75            |   |
| STIGLER  | 1020303         | HASKELL      | NaSiF6       | ADJ    | 10/85                  | 2630          | 0.8                                       |
| TOTAL POPULATION SERVED BY SOURCE WATER SYSTEM - - - - - |                 |              |              |        |                        | 2630          |   |
| STILLWATER   | 1021220         | PAYNE        | NaSiF6       | ADJ    | /58                    | 38260         | 0.8                                       |
| 51 EAST WATER INC  | 3006003         | PAYNE        |              | CONS   |                        | 300           |   |
| TOTAL POPULATION SERVED BY SOURCE WATER SYSTEM - - - - - |                 |              |              |        |                        | 38560         |   |
| STILLWEL   | 1020205         | ADAIR        | NaSiF6       | ADJ    | 03/85                  | 3000          | 0.8                                       |
| TOTAL POPULATION SERVED BY SOURCE WATER SYSTEM - - - - - |                 |              |              |        |                        | 3000          |   |
| STROUD   | 1020705         | LINCOLN      | NaSiF6       | ADJ    | 01/83                  | 3200          | 0.8                                       |
| TOTAL POPULATION SERVED BY SOURCE WATER SYSTEM - - - - - |                 |              |              |        |                        | 3200          |   |
| SULPHUR  | 2005001         | MURRAY       | NaSiF6       | ADJ    | 09/85                  | 6000          | 0.8                                       |
| TOTAL POPULATION SERVED BY SOURCE WATER SYSTEM - - - - - |                 |              |              |        |                        | 6000          |   |
| SUNSET HILLS SUBDIVISION                                 | 2002133         | DELAWARE     |              |        | NATL                   | 45            | 1.7                                       |
| TOTAL POPULATION SERVED BY SOURCE WATER SYSTEM - - - - - |                 |              |              |        |                        | 45            |   |
| TAHLEQUAH  | 1021701         | CHEROKEE     | Acid         | ADJ    | /67                    | 9300          | 0.8                                       |
| GRAND VIEW RWD 3   | 3001110         | CHEROKEE     |              | CONS   |                        | 1325          |   |
| PARK HILL RWD 5  | 3001102         | CHEROKEE     |              | CONS   |                        | 800           |   |
| STICK ROSS MT  | 3001101         | CHEROKEE     |              | CONS   |                        | 1912          |   |
| TOTAL POPULATION SERVED BY SOURCE WATER SYSTEM - - - - - |                 |              |              |        |                        | 13337         |   |
| TALIHINA   | 1010304         | LE FLORE     | NaSiF6       | ADJ    | /80                    | 1378          | 0.8                                       |
| BUFFALO VALLEY RWD 2                                     | 3003903         | LE FLORE     |              | CONS   |                        | 200           |   |
| TOTAL POPULATION SERVED BY SOURCE WATER SYSTEM - - - - - |                 |              |              |        |                        | 1578          |   |
| TECUMSEH   | 1020506         | POTTAWATOMIE | NaF          | ADJ    | /74                    | 5350          | 0.8                                       |
| TOTAL POPULATION SERVED BY SOURCE WATER SYSTEM - - - - - |                 |              |              |        |                        | 5350          |   |
| TEXAS CO RWD #2  | 2007004         | TEXAS        |              |        | NATL                   | 243           | 1.9                                       |
| TOTAL POPULATION SERVED BY SOURCE WATER SYSTEM - - - - - |                 |              |              |        |                        | 243           |   |

POPULATION SERVED FLUORIDATED DRINKING WATER BY SOURCE SYSTEM,  
CONSECUTIVE SYSTEM, AND COUNTY WITHIN STATE (AS OF 12/31/85)

# OKLAHOMA

| WATER SYSTEM and<br>CONSECUTIVE SYSTEMS SERVED           | EPA<br>ID<br>NO | COUNTY    | CHEM<br>USED | STATUS | FLUOR<br>START<br>DATE | POP<br>SERVED | NATURAL SYSTEMS |              |
|--|-----------------|-----------|--------------|--------|------------------------|---------------|-----------------|--------------|
|  |                 |           |              |        |                        |               | NAT<br>LEVEL    | OPT<br>LEVEL |
| TEXHOMA  | 2007009         | TEXAS     |              |        | NATL                   | 1300          | 1.6             |              |
| TOTAL POPULATION SERVED BY SOURCE WATER SYSTEM - - - - - |                 |           |              |        |                        | 1300          |                 |              |
| TINKER AFB   | 2005508         | OKLAHOMA  | NaSiF6       |        | ADJ /78                | 3320          |                 | 0.8          |
| TOTAL POPULATION SERVED BY SOURCE WATER SYSTEM - - - - - |                 |           |              |        |                        | 3320          |                 |              |
| TIPTON   | 2007101         | TILLMAN   |              |        | NATL                   | 1170          | 1.0             |              |
| TOTAL POPULATION SERVED BY SOURCE WATER SYSTEM - - - - - |                 |           |              |        |                        | 1170          |                 |              |
| TISHOMINGO   | 1010815         | JOHNSTON  | NaF          |        | ADJ /79                | 3500          |                 | 0.8          |
| TOTAL POPULATION SERVED BY SOURCE WATER SYSTEM - - - - - |                 |           |              |        |                        | 3500          |                 |              |
| TULSA  | 1020418         | TULSA     | NaF          |        | ADJ /53                | 160000        |                 | 0.8          |
| CATOOSA  | 3006629         | ROGERS    |              |        | CONS                   | 1000          |                 |              |
| JENKS  | 3007201         | TULSA     |              |        | CONS                   | 7000          |                 |              |
| OWASSO   | 3007218         | TULSA     |              |        | CONS                   | 6000          |                 |              |
| SAR WATER CORP   | 3007205         | TULSA     |              |        | CONS                   | 3000          |                 |              |
| SKIATOOK   | 3007203         | TULSA     |              |        | CONS                   | 5000          |                 |              |
| SPERRY   | 3007202         | TULSA     |              |        | CONS                   | 1400          |                 |              |
| TULSA CO WATER IMP DIST 14                               | 3007213         | TULSA     |              |        | CONS                   | 1400          |                 |              |
| TURLEY   |                 | TULSA     |              |        | CONS                   | 6300          |                 |              |
| USAF PLANT 3   | 3007212         | TULSA     |              |        | CONS                   | 3276          |                 |              |
| TOTAL POPULATION SERVED BY SOURCE WATER SYSTEM - - - - - |                 |           |              |        |                        | 194376        |                 |              |
| US ARMY AMMUNITION PLANT                                 | 1020605         | PITTSBURG | NaSiF6       |        | ADJ 01/82              | 2128          |                 | 0.8          |
| TOTAL POPULATION SERVED BY SOURCE WATER SYSTEM - - - - - |                 |           |              |        |                        | 2128          |                 |              |
| WAYNOKA  | 2007604         | WOODS     | NaF          |        | ADJ /80                | 1500          |                 | 0.8          |
| TOTAL POPULATION SERVED BY SOURCE WATER SYSTEM - - - - - |                 |           |              |        |                        | 1500          |                 |              |
| WELLSTON   | 2004140         | LINCOLN   |              |        | NATL                   | 650           | 2.3             |              |
| TOTAL POPULATION SERVED BY SOURCE WATER SYSTEM - - - - - |                 |           |              |        |                        | 650           |                 |              |
| WEST CARTER RWD  | 2001003         | CARTER    |              |        | NATL                   | 500           | 1.4             |              |
| TOTAL POPULATION SERVED BY SOURCE WATER SYSTEM - - - - - |                 |           |              |        |                        | 500           |                 |              |
| WETUMKER   | 1020508         | HUGHES    | Acid         |        | ADJ /81                | 1725          |                 | 0.8          |
| TOTAL POPULATION SERVED BY SOURCE WATER SYSTEM - - - - - |                 |           |              |        |                        | 1725          |                 |              |

POPULATION SERVED FLUORIDATED DRINKING WATER BY SOURCE SYSTEM,  
 CONSECUTIVE SYSTEM, AND COUNTY WITHIN STATE (AS OF 12/31/85)

**OKLAHOMA**

| WATER SYSTEM and<br>CONSECUTIVE SYSTEMS SERVED           | EPA<br>ID<br>NO | COUNTY            | CHEM<br>USED | STATUS | FLUOR<br>START<br>DATE | POP<br>SERVED | NATURAL<br>NAT<br>LEVEL | SYSTEMS<br>OPT<br>LEVEL |
|--|-----------------|-------------------|--------------|--------|------------------------|---------------|-------------------------|-------------------------|
| WEWOKA   | 1020510         | SEMINOLE / HUGHES | NaSiF6       | ADJ    | /82                    | 5655          |                         | 0.8                     |
| TOTAL POPULATION SERVED BY SOURCE WATER SYSTEM - - - - - |                 |                   |              |        |                        | 5655          |                         |                         |
| WILBURTON  | 1020103         | LATIMER           | NaSiF6       | ADJ    | 12/83                  | 4000          |                         | 0.8                     |
| TOTAL POPULATION SERVED BY SOURCE WATER SYSTEM - - - - - |                 |                   |              |        |                        | 4000          |                         |                         |
| WILSON   | 2001001         | CARTER            |              |        | NATL                   | 1750          |                         | 0.9                     |
| TOTAL POPULATION SERVED BY SOURCE WATER SYSTEM - - - - - |                 |                   |              |        |                        | 1750          |                         |                         |

POPULATION SERVED FLUORIDATED DRINKING WATER BY SOURCE SYSTEM,  
CONSECUTIVE SYSTEM, AND COUNTY WITHIN STATE (AS OF 12/31/85)

**OREGON**

| WATER SYSTEM and<br>CONSECUTIVE SYSTEMS SERVED           | EPA<br>ID<br>NO | COUNTY   | CHEM<br>USED | STATUS | FLUOR<br>START<br>DATE | POP<br>SERVED | NATURAL SYSTEMS<br>NAT<br>LEVEL | OPT<br>LEVEL |
|--|-----------------|----------|--------------|--------|------------------------|---------------|---------------------------------|--------------|
| ADAMS  | 4100001         | UMATILLA |              | NATL   |                        | 240           | 0.7                             |              |
| TOTAL POPULATION SERVED BY SOURCE WATER SYSTEM - - - - - |                 |          |              |        |                        | 240           |                                 |              |
| ADRIAN   | 4100002         | MALHEUR  |              | NATL   |                        | 180           | 0.7                             |              |
| TOTAL POPULATION SERVED BY SOURCE WATER SYSTEM - - - - - |                 |          |              |        |                        | 180           |                                 |              |
| ALBANY   | 4100012         | LINN     | NaSiF6       | ADJ    | 11/64                  | 24000         |                                 | 1.0          |
| NORTH ALBANY CSD   | 4101170         | BENTON   |              | CONS   |                        | 3130          |                                 |              |
| TOTAL POPULATION SERVED BY SOURCE WATER SYSTEM - - - - - |                 |          |              |        |                        | 27130         |                                 |              |
| ARLINGTON  | 4100046         | GILLIAM  |              | NATL   |                        | 460           | 2.4                             |              |
| TOTAL POPULATION SERVED BY SOURCE WATER SYSTEM - - - - - |                 |          |              |        |                        | 460           |                                 |              |
| ASTORIA  | 4100055         | CLATSOP  | NaSiF6       | ADJ    | 12/52                  | 11000         |                                 | 1.0          |
| BURNSIDE WATER ASSOC                                     | 4100054         | CLATSOP  |              | CONS   |                        | 180           |                                 |              |
| FERNHILL COMMUNITY                                       | 4100059         | CLATSOP  |              | CONS   |                        | 150           |                                 |              |
| JOHN DAY WD  | 4100060         | CLATSOP  |              | CONS   |                        | 230           |                                 |              |
| OLNEY WALLUSKI WA  | 4100057         | CLATSOP  |              | CONS   |                        | 340           |                                 |              |
| WILLOW DALE WD   | 4100058         | CLATSOP  |              | CONS   |                        | 160           |                                 |              |
| TOTAL POPULATION SERVED BY SOURCE WATER SYSTEM - - - - - |                 |          |              |        |                        | 12060         |                                 |              |
| ATHENA   | 4100064         | UMATILLA |              | NATL   |                        | 960           | 0.7                             |              |
| TOTAL POPULATION SERVED BY SOURCE WATER SYSTEM - - - - - |                 |          |              |        |                        | 960           |                                 |              |
| BOARDMAN   | 4100130         | MORROW   |              | NATL   |                        | 1190          | 0.7                             |              |
| TOTAL POPULATION SERVED BY SOURCE WATER SYSTEM - - - - - |                 |          |              |        |                        | 1190          |                                 |              |
| CHEMOWITH CO-OP  | 4100867         | WASCO    |              | NATL   |                        | 2500          | 1.1                             |              |
| TOTAL POPULATION SERVED BY SOURCE WATER SYSTEM - - - - - |                 |          |              |        |                        | 2500          |                                 |              |
| COOS BAY-NORTH BEND                                      | 4100205         | COOS     | NaSiF6       | ADJ    | 01/57                  | 31550         |                                 | 1.0          |
| BAY PARK MILLINGTON                                      | 4100206         | COOS     |              | CONS   |                        | 1000          |                                 |              |
| TOTAL POPULATION SERVED BY SOURCE WATER SYSTEM - - - - - |                 |          |              |        |                        | 32550         |                                 |              |
| COQUILLE   | 4100213         | COOS     | NaSiF6       | ADJ    | 05/54                  | 4280          |                                 | 1.0          |
| TOTAL POPULATION SERVED BY SOURCE WATER SYSTEM - - - - - |                 |          |              |        |                        | 4280          |                                 |              |

POPULATION SERVED FLUORIDATED DRINKING WATER BY SOURCE SYSTEM,  
 CONSECUTIVE SYSTEM, AND COUNTY WITHIN STATE (AS OF 12/31/85)

**OREGON**

| WATER SYSTEM and<br>CONSECUTIVE SYSTEMS SERVED           | EPA<br>ID<br>NO | COUNTY     | CHEM<br>USED | STATUS | FLUOR<br>START<br>DATE | POP<br>SERVED | NATURAL SYSTEMS<br>NAT<br>LEVEL | OPT<br>LEVEL |
|--|-----------------|------------|--------------|--------|------------------------|---------------|---------------------------------|--------------|
| CORVALLIS  | 4100225         | BENTON     | NaSiF6       | ADJ    | 06/52                  | 42000         |                                 | 1.0          |
| TOTAL POPULATION SERVED BY SOURCE WATER SYSTEM - - - - - |                 |            |              |        |                        | 42000         |                                 |              |
| DALLAS   | 4100248         | POLK       | NaSiF6       | ADJ    | 09/56                  | 9000          |                                 | 1.0          |
| TOTAL POPULATION SERVED BY SOURCE WATER SYSTEM - - - - - |                 |            |              |        |                        | 9000          |                                 |              |
| DUFUR  | 4100262         | WASCO      |              | NATL   |                        | 580           |                                 | 0.7          |
| TOTAL POPULATION SERVED BY SOURCE WATER SYSTEM - - - - - |                 |            |              |        |                        | 580           |                                 |              |
| ECHO   | 4100270         | UMATILLA   |              | NATL   |                        | 610           |                                 | 0.9          |
| TOTAL POPULATION SERVED BY SOURCE WATER SYSTEM - - - - - |                 |            |              |        |                        | 610           |                                 |              |
| FLORENCE   | 4100299         | LANE       | NaF          | ADJ    | 06/52                  | 4750          |                                 | 1.0          |
| TOTAL POPULATION SERVED BY SOURCE WATER SYSTEM - - - - - |                 |            |              |        |                        | 4750          |                                 |              |
| FOREST GROVE   | 4100305         | WASHINGTON | NaSiF6       | ADJ    | 10/52                  | 10200         |                                 | 1.0          |
| TOTAL POPULATION SERVED BY SOURCE WATER SYSTEM - - - - - |                 |            |              |        |                        | 10200         |                                 |              |
| FOSSIL   | 4100307         | WHEELER    |              | NATL   |                        | 500           |                                 | 1.4          |
| TOTAL POPULATION SERVED BY SOURCE WATER SYSTEM - - - - - |                 |            |              |        |                        | 500           |                                 |              |
| HEPPNER  | 4100369         | MORROW     |              | NATL   |                        | 1390          |                                 | 0.7          |
| TOTAL POPULATION SERVED BY SOURCE WATER SYSTEM - - - - - |                 |            |              |        |                        | 1390          |                                 |              |
| HERMISTON  | 4100372         | UMATILLA   |              | NATL   |                        | 9630          |                                 | 0.8          |
| TOTAL POPULATION SERVED BY SOURCE WATER SYSTEM - - - - - |                 |            |              |        |                        | 9630          |                                 |              |
| HUNTINGTON   | 4100393         | BAKER      |              | NATL   |                        | 550           |                                 | 0.7          |
| TOTAL POPULATION SERVED BY SOURCE WATER SYSTEM - - - - - |                 |            |              |        |                        | 550           |                                 |              |
| IRRIGON  | 4100403         | MORROW     |              | NATL   |                        | 870           |                                 | 0.7          |
| TOTAL POPULATION SERVED BY SOURCE WATER SYSTEM - - - - - |                 |            |              |        |                        | 870           |                                 |              |
| JORDAN VALLEY  | 4100411         | MALHEUR    |              | NATL   |                        | 460           |                                 | 1.1          |
| TOTAL POPULATION SERVED BY SOURCE WATER SYSTEM - - - - - |                 |            |              |        |                        | 460           |                                 |              |

POPULATION SERVED FLUORIDATED DRINKING WATER BY SOURCE SYSTEM,  
CONSECUTIVE SYSTEM, AND COUNTY WITHIN STATE (AS OF 12/31/85)

# OREGON

| WATER SYSTEM and<br>CONSECUTIVE SYSTEMS SERVED           | EPA<br>ID<br>NO | COUNTY  | CHEM<br>USED | STATUS | FLUOR<br>START<br>DATE | POP<br>SERVED | NATURAL SYSTEMS<br>NAT<br>LEVEL | OPT<br>LEVEL |
|--|-----------------|---------|--------------|--------|------------------------|---------------|---------------------------------|--------------|
| KEIZER   | 4100744         | MARION  | Acid         | ADJ    | 03/83                  | 20000         |                                 | 1.0          |
| TOTAL POPULATION SERVED BY SOURCE WATER SYSTEM - - - - - |                 |         |              |        |                        | 20000         |                                 |              |
| LAKEVIEW   | 4100464         | LAKE    |              | NATL   |                        | 2810          |                                 | 0.7          |
| TOTAL POPULATION SERVED BY SOURCE WATER SYSTEM - - - - - |                 |         |              |        |                        | 2810          |                                 |              |
| MCMINNVILLE  | 4100497         | YAMHILL | NaSiF6       | ADJ    | 08/61                  | 14500         |                                 | 1.0          |
| TOTAL POPULATION SERVED BY SOURCE WATER SYSTEM - - - - - |                 |         |              |        |                        | 14500         |                                 |              |
| MILL CITY  | 4100520         | MARION  | NaF          | ADJ    | 11/64                  | 1500          |                                 | 1.0          |
| TOTAL POPULATION SERVED BY SOURCE WATER SYSTEM - - - - - |                 |         |              |        |                        | 1500          |                                 |              |
| MONMOUTH   | 4100537         | POLK    | NaSiF6       | ADJ    | 05/70                  | 5350          |                                 | 1.0          |
| TOTAL POPULATION SERVED BY SOURCE WATER SYSTEM - - - - - |                 |         |              |        |                        | 5350          |                                 |              |
| NEWPORT  | 4100566         | LINCOLN | NaSiF6       | ADJ    | 07/62                  | 8230          |                                 | 1.0          |
| TOTAL POPULATION SERVED BY SOURCE WATER SYSTEM - - - - - |                 |         |              |        |                        | 8230          |                                 |              |
| NYSSA  | 4100579         | MALHEUR |              | NATL   |                        | 2760          |                                 | 0.9          |
| TOTAL POPULATION SERVED BY SOURCE WATER SYSTEM - - - - - |                 |         |              |        |                        | 2760          |                                 |              |
| ONTARIO  | 4100587         | MALHEUR |              | NATL   |                        | 9130          |                                 | 0.7          |
| TOTAL POPULATION SERVED BY SOURCE WATER SYSTEM - - - - - |                 |         |              |        |                        | 9130          |                                 |              |
| SALEM  | 4100731         | MARION  | NaSiF6       | ADJ    | /53                    | 111200        |                                 | 1.0          |
| SUBURBAN EAST SALEM                                      | 4100768         | MARION  |              | CONS   |                        | 11000         |                                 |              |
| TOTAL POPULATION SERVED BY SOURCE WATER SYSTEM - - - - - |                 |         |              |        |                        | 122200        |                                 |              |
| SEASIDE  | 4100799         | CLATSOP | NaF          | ADJ    | 06/82                  | 5300          |                                 | 1.0          |
| TOTAL POPULATION SERVED BY SOURCE WATER SYSTEM - - - - - |                 |         |              |        |                        | 5300          |                                 |              |
| SENECA   | 4100807         | GRANT   |              | NATL   |                        | 270           |                                 | 0.7          |
| TOTAL POPULATION SERVED BY SOURCE WATER SYSTEM - - - - - |                 |         |              |        |                        | 270           |                                 |              |
| SHERIDAN   | 4100811         | YAMHILL | NaSiF6       | ADJ    | 02/66                  | 2400          |                                 | 1.0          |
| TOTAL POPULATION SERVED BY SOURCE WATER SYSTEM - - - - - |                 |         |              |        |                        | 2400          |                                 |              |

POPULATION SERVED FLUORIDATED DRINKING WATER BY SOURCE SYSTEM,  
 CONSECUTIVE SYSTEM, AND COUNTY WITHIN STATE (AS OF 12/31/85)

**OREGON**

| WATER SYSTEM and<br>CONSECUTIVE SYSTEMS SERVED           | EPA<br>ID<br>NO | COUNTY     | CHEM<br>USED | STATUS | FLUOR<br>START<br>DATE | POP<br>SERVED | NATURAL SYSTEMS<br>NAT<br>LEVEL | OPT<br>LEVEL |
|--|-----------------|------------|--------------|--------|------------------------|---------------|---------------------------------|--------------|
| SILVERTON  | 4100823         | MARION     | NaSiF6       | ADJ    | /72                    | 5480          |                                 | 1.0          |
| TOTAL POPULATION SERVED BY SOURCE WATER SYSTEM - - - - - |                 |            |              |        |                        | 5480          |                                 |              |
| STANFIELD  | 4100842         | UMATILLA   |              | NATL   |                        | 1620          |                                 | 1.7          |
| TOTAL POPULATION SERVED BY SOURCE WATER SYSTEM - - - - - |                 |            |              |        |                        | 1620          |                                 |              |
| SUBLIMITY  | 4100844         | MARION     | NaF          | ADJ    | 07/55                  | 1300          |                                 | 1.0          |
| TOTAL POPULATION SERVED BY SOURCE WATER SYSTEM - - - - - |                 |            |              |        |                        | 1300          |                                 |              |
| SWEET HOME   | 4100851         | LINN       | NaSiF6       | ADJ    | 07/65                  | 6700          |                                 | 1.0          |
| TOTAL POPULATION SERVED BY SOURCE WATER SYSTEM - - - - - |                 |            |              |        |                        | 6700          |                                 |              |
| THE DALLES   | 4100869         | WASCO      | NaSiF6       | ADJ    | 01/57                  | 12000         |                                 | 1.0          |
| TOTAL POPULATION SERVED BY SOURCE WATER SYSTEM - - - - - |                 |            |              |        |                        | 12000         |                                 |              |
| UMATILLA   | 4100914         | UMATILLA   |              | NATL   |                        | 2990          |                                 | 0.7          |
| TOTAL POPULATION SERVED BY SOURCE WATER SYSTEM - - - - - |                 |            |              |        |                        | 2990          |                                 |              |
| WARM SPRINGS AGENCY BIA                                  | 4101247         | JEFFERSON  | NaF          | ADJ    | 02/61                  | 2400          |                                 | 1.0          |
| TOTAL POPULATION SERVED BY SOURCE WATER SYSTEM - - - - - |                 |            |              |        |                        | 2400          |                                 |              |
| WARRENTON  | 4100932         | CLATSOP    | NaSiF6       | ADJ    | 01/56                  | 3700          |                                 | 1.0          |
| GEARHART   | 4100318         | CLATSOP    |              | CONS   |                        | 1200          |                                 |              |
| TOTAL POPULATION SERVED BY SOURCE WATER SYSTEM - - - - - |                 |            |              |        |                        | 4900          |                                 |              |
| WOLF CREEK HWY WD  | 4100665         | WASHINGTON | NaSiF6       | ADJ    | 06/64                  | 90000         |                                 | 1.0          |
| TOTAL POPULATION SERVED BY SOURCE WATER SYSTEM - - - - - |                 |            |              |        |                        | 90000         |                                 |              |

POPULATION SERVED FLUORIDATED DRINKING WATER BY SOURCE SYSTEM,  
CONSECUTIVE SYSTEM, AND COUNTY WITHIN STATE (AS OF 12/31/85)

# PENNSYLVANIA

| WATER SYSTEM and<br>CONSECUTIVE SYSTEMS SERVED           | EPA<br>ID<br>NO | COUNTY      | CHEM<br>USED | STATUS | FLUOR<br>START<br>DATE | POP<br>SERVED | NATURAL SYSTEMS<br>NAT<br>LEVEL | OPT<br>LEVEL |
|--|-----------------|-------------|--------------|--------|------------------------|---------------|---------------------------------|--------------|
| BEAVER FALLS MA (EASTVALE PLT)                           | 5040012         | BEAVER      | NaSiF6       | ADJ    | 05/67                  | 28028         |                                 | 1.0          |
| TOTAL POPULATION SERVED BY SOURCE WATER SYSTEM - - - - - |                 |             |              |        |                        | 28028         |                                 |              |
| BEAVER FALLS MA (NEW BRIGHTON)                           | 5040084         | BEAVER      | NaSiF6       | ADJ    | 05/67                  | 25045         |                                 | 1.0          |
| TOTAL POPULATION SERVED BY SOURCE WATER SYSTEM - - - - - |                 |             |              |        |                        | 25045         |                                 |              |
| BEDFORD BOROUGH  | 4050002         | BEDFORD     | NaF          | ADJ    | 12/64                  | 4500          |                                 | 1.0          |
| TOTAL POPULATION SERVED BY SOURCE WATER SYSTEM - - - - - |                 |             |              |        |                        | 4500          |                                 |              |
| BELLEFONTE BOROUGH                                       | 4140075         | CENTRE      | NaF          | ADJ    | 08/68                  | 7371          |                                 | 1.0          |
| TOTAL POPULATION SERVED BY SOURCE WATER SYSTEM - - - - - |                 |             |              |        |                        | 7371          |                                 |              |
| BETHLEHEM MUN WA   | 3480046         | NORTHAMPTON | Acid         | ADJ    | 06/71                  | 78928         |                                 | 1.0          |
| LOWER NAZARETH TWP MA                                    | 3480016         | NORTHAMPTON |              | CONS   |                        | 2400          |                                 |              |
| UPPER SAUCON W C   | 3390077         | LEHIGH      |              | CONS   |                        | 2217          |                                 |              |
| TOTAL POPULATION SERVED BY SOURCE WATER SYSTEM - - - - - |                 |             |              |        |                        | 83545         |                                 |              |
| BRACKENRIDGE MUN WW                                      | 5020006         | ALLEGHENY   | NaSiF6       | ADJ    | 02/53                  | 4297          |                                 | 1.0          |
| FAWN-FRAZIER JOIN WA                                     | 5020076         | ALLEGHENY   |              | CONS   |                        | 3806          |                                 |              |
| TOTAL POPULATION SERVED BY SOURCE WATER SYSTEM - - - - - |                 |             |              |        |                        | 8103          |                                 |              |
| BROCKWAY MUN WA  | 6330003         | JEFFERSON   | NaF          | ADJ    | 02/74                  | 4431          |                                 | 1.0          |
| TOTAL POPULATION SERVED BY SOURCE WATER SYSTEM - - - - - |                 |             |              |        |                        | 4431          |                                 |              |
| BROOKVILLE MUN W W                                       | 6330004         | JEFFERSON   | NaF          | ADJ    | 09/51                  | 4900          |                                 | 1.0          |
| CORSICA MUN AUTH(JEFFERSON CO)                           | 6330006         | JEFFERSON   |              | CONS   |                        | 975           |                                 |              |
| TOTAL POPULATION SERVED BY SOURCE WATER SYSTEM - - - - - |                 |             |              |        |                        | 5875          |                                 |              |
| CAMBRIDGE SPGS WC  | 6200004         | CRAWFORD    | NaF          | ADJ    | 04/61                  | 1998          |                                 | 1.0          |
| TOTAL POPULATION SERVED BY SOURCE WATER SYSTEM - - - - - |                 |             |              |        |                        | 1998          |                                 |              |
| CANTON BOROUGH AUTH                                      | 2080003         | BRADFORD    |              | ADJ    | 07/57                  | 2100          |                                 | 1.0          |
| TOTAL POPULATION SERVED BY SOURCE WATER SYSTEM - - - - - |                 |             |              |        |                        | 2100          |                                 |              |
| CARLISLE BOROUGH   | 7210002         | CUMBERLAND  | Acid         | ADJ    | 11/57                  | 20000         |                                 | 1.0          |
| CARLISLE SUBURB WTR AUTH                                 | 7210049         | CUMBERLAND  |              | CONS   |                        | 5200          |                                 |              |
| TOTAL POPULATION SERVED BY SOURCE WATER SYSTEM - - - - - |                 |             |              |        |                        | 25200         |                                 |              |



POPULATION SERVED FLUORIDATED DRINKING WATER BY SOURCE SYSTEM,  
CONSECUTIVE SYSTEM, AND COUNTY WITHIN STATE (AS OF 12/31/85)

## PENNSYLVANIA

| WATER SYSTEM and<br>CONSECUTIVE SYSTEMS SERVED           | EPA<br>ID<br>NO    | COUNTY                     | CHEM<br>USED | STATUS      | FLUOR<br>START<br>DATE | POP<br>SERVED  | NATURAL SYSTEMS<br>NAT OPT<br>LEVEL LEVEL |
|--|--------------------|----------------------------|--------------|-------------|------------------------|----------------|---|
| CATASAUQUA M W W   | 3390046            | LEHIGH                     | Acid         | ADJ         | 02/62                  | 6500           | 1.0                                       |
| TOTAL POPULATION SERVED BY SOURCE WATER SYSTEM - - - - - |                    |                            |              |             |                        | 6500           |   |
| CHAMBERSBURG MUN W W                                     | 7280005            | FRANKLIN                   | Acid         | ADJ         | 12/64                  | 16700          | 1.0                                       |
| TOTAL POPULATION SERVED BY SOURCE WATER SYSTEM - - - - - |                    |                            |              |             |                        | 16700          |   |
| CHESTER WTR AUTH   | 1150122            | CHESTER / DELAWARE         | Acid         | ADJ         | 10/68                  | 79142          | 1.0                                       |
| TOTAL POPULATION SERVED BY SOURCE WATER SYSTEM - - - - - |                    |                            |              |             |                        | 79142          |   |
| CLEARFIELD MUN AUTH                                      | 6170008            | CLEARFIELD                 | NaF          | ADJ         | 12/52                  | 13642          | 1.0                                       |
| TOTAL POPULATION SERVED BY SOURCE WATER SYSTEM - - - - - |                    |                            |              |             |                        | 13642          |   |
| CLEARVIEW WSC<br>HARRISON TWP AUTH                       | 5020028<br>5020108 | ALLEGHENY<br>ALLEGHENY     | Acid         | ADJ<br>CONS | 11/52                  | 13000<br>767   | 1.0                                       |
| TOTAL POPULATION SERVED BY SOURCE WATER SYSTEM - - - - - |                    |                            |              |             |                        | 13767          |   |
| DOWNINGTOWN  | 1150026            | CHESTER                    | Acid         | ADJ         | 03/77                  | 8500           | 1.0                                       |
| TOTAL POPULATION SERVED BY SOURCE WATER SYSTEM - - - - - |                    |                            |              |             |                        | 8500           |   |
| DUBOIS MUN WATER AUTH                                    | 6170016            | CLEARFIELD                 | NaF          | ADJ         | 10/65                  | 17500          | 1.0                                       |
| TOTAL POPULATION SERVED BY SOURCE WATER SYSTEM - - - - - |                    |                            |              |             |                        | 17500          |   |
| EAST HEMPFIELD TWP MA                                    | 7360063            | LANCASTER                  |              | ADJ         | 06/66                  | 9155           | 1.0                                       |
| TOTAL POPULATION SERVED BY SOURCE WATER SYSTEM - - - - - |                    |                            |              |             |                        | 9155           |   |
| EASTON MUN W W<br>EASTON SURBURBAN WTR AUTH              | 3480050<br>3480064 | NORTHAMPTON<br>NORTHAMPTON | NaSiF6       | ADJ<br>CONS | 05/52                  | 26000<br>25808 | 1.0                                       |
| TOTAL POPULATION SERVED BY SOURCE WATER SYSTEM - - - - - |                    |                            |              |             |                        | 51808          |   |
| EBENSBURG MUN WATER AUTH                                 | 4110009            | CAMBRIA                    | NaF          | ADJ         | 12/51                  | 5120           | 1.0                                       |
| TOTAL POPULATION SERVED BY SOURCE WATER SYSTEM - - - - - |                    |                            |              |             |                        | 5120           |   |
| EDGEWORTH BOROUGH MUN AUTH                               | 5020015            | ALLEGHENY                  | Acid         | ADJ         |                        | 7500           | 1.0                                       |
| TOTAL POPULATION SERVED BY SOURCE WATER SYSTEM - - - - - |                    |                            |              |             |                        | 7500           |   |
| EDINBORO MUN W W   | 6250022            | ERIE                       | Acid         | ADJ         | 08/75                  | 6350           | 1.0                                       |
| TOTAL POPULATION SERVED BY SOURCE WATER SYSTEM - - - - - |                    |                            |              |             |                        | 6350           |   |

POPULATION SERVED FLUORIDATED DRINKING WATER BY SOURCE SYSTEM,  
 CONSECUTIVE SYSTEM, AND COUNTY WITHIN STATE (AS OF 12/31/85)

**PENNSYLVANIA**

| WATER SYSTEM and<br>CONSECUTIVE SYSTEMS SERVED           | EPA<br>ID<br>NO | COUNTY      | CHEM<br>USED | STATUS | FLUOR<br>START<br>DATE | POP<br>SERVED | NATURAL SYSTEMS<br>NAT OPT<br>LEVEL LEVEL |
|--|-----------------|-------------|--------------|--------|------------------------|---------------|---|
| FLEETWOOD BOROUGH M W W                                  | 3060029         | BERKS       | NaF          | ADJ    | 04/66                  | 3206          | 1.0                                       |
| TOTAL POPULATION SERVED BY SOURCE WATER SYSTEM - - - - - |                 |             |              |        |                        | 3206          |   |
| FORD CITY MUN W W  | 5030005         | ARMSTRONG   | NaF          | ADJ    | 06/51                  | 4614          | 1.0                                       |
| TOTAL POPULATION SERVED BY SOURCE WATER SYSTEM - - - - - |                 |             |              |        |                        | 4614          |   |
| FOX CHAPEL WATER AUTH                                    | 5020040         | ALLEGHENY   | NaSiF6       | ADJ    | 09/60                  | 15000         | 1.0                                       |
| TOTAL POPULATION SERVED BY SOURCE WATER SYSTEM - - - - - |                 |             |              |        |                        | 15000         |   |
| FRANKLIN CITY GENERAL AUTH                               | 6610020         | VENANGO     | Acid         | ADJ    | 07/79                  | 13800         | 1.0                                       |
| TOTAL POPULATION SERVED BY SOURCE WATER SYSTEM - - - - - |                 |             |              |        |                        | 13800         |   |
| GREENVILLE MUN WA  | 6430037         | MERCER      | NaSiF6       | ADJ    | 07/59                  | 9000          | 1.0                                       |
| TOTAL POPULATION SERVED BY SOURCE WATER SYSTEM - - - - - |                 |             |              |        |                        | 9000          |   |
| GUILFORD WATER AUTH                                      | 7280038         | FRANKLIN    | Acid         | ADJ    | 03/70                  | 8500          | 1.0                                       |
| TOTAL POPULATION SERVED BY SOURCE WATER SYSTEM - - - - - |                 |             |              |        |                        | 8500          |   |
| HANOVER MUN WATER AUTH                                   | 7670076         | YORK        | Acid         | ADJ    | 04/73                  | 29000         | 1.0                                       |
| TOTAL POPULATION SERVED BY SOURCE WATER SYSTEM - - - - - |                 |             |              |        |                        | 29000         |   |
| HARRISBURG MUN W W                                       | 7220049         | DAUPHIN     | Acid         | ADJ    | 09/72                  | 64100         | 1.0                                       |
| TOTAL POPULATION SERVED BY SOURCE WATER SYSTEM - - - - - |                 |             |              |        |                        | 64100         |   |
| HUNTINGDON W W   | 4310012         | HUNTINGDON  | NaSiF6       | ADJ    | 01/74                  | 8000          | 1.0                                       |
| TOTAL POPULATION SERVED BY SOURCE WATER SYSTEM - - - - - |                 |             |              |        |                        | 8000          |   |
| KENNETT SQUARE BOROUGH                                   | 1150108         | CHESTER     | NaF          | ADJ    | 06/65                  | 4850          | 1.0                                       |
| TOTAL POPULATION SERVED BY SOURCE WATER SYSTEM - - - - - |                 |             |              |        |                        | 4850          |   |
| KEYSTONE WC-MONTROSE DIST                                | 2580023         | SUSQUEHANNA | Acid         | ADJ    | 11/63                  | 2400          | 1.0                                       |
| TOTAL POPULATION SERVED BY SOURCE WATER SYSTEM - - - - - |                 |             |              |        |                        | 2400          |   |
| KEYSTONE WC-MOSHANNON VAL DIST                           | 6170031         | CENIRE      | NaF          | ADJ    | 09/63                  | 10300         | 1.0                                       |
| TOTAL POPULATION SERVED BY SOURCE WATER SYSTEM - - - - - |                 |             |              |        |                        | 10300         |   |

POPULATION SERVED FLUORIDATED DRINKING WATER BY SOURCE SYSTEM,  
CONSECUTIVE SYSTEM, AND COUNTY WITHIN STATE (AS OF 12/31/85)

# PENNSYLVANIA

| WATER SYSTEM and<br>CONSECUTIVE SYSTEMS SERVED           | EPA<br>ID<br>NO    | COUNTY                 | CHEM<br>USED | STATUS      | FLUOR<br>START<br>DATE | POP<br>SERVED | NATURAL SYSTEMS<br>NAT OPT<br>LEVEL LEVEL |
|--|--------------------|------------------------|--------------|-------------|------------------------|---------------|---|
| LANCASTER MUN WA   | 7360058            | LANCASTER              | Acid         | ADJ         | 10/60                  | 110000        | 1.0                                       |
| TOTAL POPULATION SERVED BY SOURCE WATER SYSTEM - - - - - |                    |                        |              |             |                        | 110000        |   |
| LANCASTER MUN WA   | 7380058            | LANCASTER              | Acid         | ADJ         | 10/60                  | 110000        | 1.0                                       |
| TOTAL POPULATION SERVED BY SOURCE WATER SYSTEM - - - - - |                    |                        |              |             |                        | 110000        |   |
| LEBANON MUN. WAT AUTH                                    | 7380010            | LEBANON                | Acid         | ADJ         | 11/72                  | 50000         | 1.0                                       |
| TOTAL POPULATION SERVED BY SOURCE WATER SYSTEM - - - - - |                    |                        |              |             |                        | 50000         |   |
| LEWISTOWN MUN WA   | 4440010            | MIFFLIN                | NaSiF6       | ADJ         | 07/76                  | 33000         | 1.0                                       |
| TOTAL POPULATION SERVED BY SOURCE WATER SYSTEM - - - - - |                    |                        |              |             |                        | 33000         |   |
| LITITZ BOROUGH MUN AUTH<br>WARWICK TWP MUN AUTH          | 7360126<br>7360120 | LANCASTER<br>LANCASTER | Acid         | ADJ<br>CONS | 05/72                  | 7600<br>482   | 1.0                                       |
| TOTAL POPULATION SERVED BY SOURCE WATER SYSTEM - - - - - |                    |                        |              |             |                        | 8082          |   |
| LOCK HAVEN CITY AUTH                                     | 4180048            | CLINTON                | NaF          | ADJ         | 04/75                  | 10500         | 1.0                                       |
| TOTAL POPULATION SERVED BY SOURCE WATER SYSTEM - - - - - |                    |                        |              |             |                        | 10500         |   |
| LOCK HAVEN MUN AUTH                                      | 4180049            | CLINTON                | NaF          | ADJ         |                        | 1027          | 1.0                                       |
| TOTAL POPULATION SERVED BY SOURCE WATER SYSTEM - - - - - |                    |                        |              |             |                        | 1027          |   |
| LOWER BUCKS COUNTY JOINT MA                              | 1090026            | BUCKS                  | Acid         | ADJ         | 07/58                  | 92000         | 1.0                                       |
| TOTAL POPULATION SERVED BY SOURCE WATER SYSTEM - - - - - |                    |                        |              |             |                        | 92000         |   |
| MANHEIM BOROUGH W W                                      | 7360078            | LANCASTER              | NaF          | ADJ         | 02/71                  | 6000          | 1.0                                       |
| TOTAL POPULATION SERVED BY SOURCE WATER SYSTEM - - - - - |                    |                        |              |             |                        | 6000          |   |
| MANSFIELD BOROUGH MUN WAT AUTH                           | 2590038            | TIOGA                  | NaF          | ADJ         | 02/54                  | 4700          | 1.0                                       |
| TOTAL POPULATION SERVED BY SOURCE WATER SYSTEM - - - - - |                    |                        |              |             |                        | 4700          |   |
| MECHANICSBURG BOROUGH                                    | 7210028            | CUMBERLAND             | Acid         | ADJ         | 11/68                  | 15500         | 1.0                                       |
| TOTAL POPULATION SERVED BY SOURCE WATER SYSTEM - - - - - |                    |                        |              |             |                        | 15500         |   |
| MEDIA BOROUGH  | 1230011            | DELAWARE               | NaF          | ADJ         | 07/64                  | 45000         | 1.0                                       |
| TOTAL POPULATION SERVED BY SOURCE WATER SYSTEM - - - - - |                    |                        |              |             |                        | 45000         |   |

POPULATION SERVED FLUORIDATED DRINKING WATER BY SOURCE SYSTEM,  
CONSECUTIVE SYSTEM, AND COUNTY WITHIN STATE (AS OF 12/31/85)

## PENNSYLVANIA

| WATER SYSTEM and<br>CONSECUTIVE SYSTEMS SERVED           | EPA<br>ID<br>NO | COUNTY       | CHEM<br>USED | STATUS | FLUOR<br>START<br>DATE | POP<br>SERVED | NATURAL SYSTEMS |              |
|--|-----------------|--------------|--------------|--------|------------------------|---------------|-----------------|--------------|
|  |                 |              |              |        |                        |               | NAT<br>LEVEL    | OPT<br>LEVEL |
| MIDDLETOWN MUN W W                                       | 7220038         | DAUPHIN      | Acid         | ADJ    | 07/70                  | 10200         |                 | 1.0          |
| ROYALTON BOROUGH WA                                      | 7220045         | DAUPHIN      |              | CONS   |                        | 1040          |                 |              |
| TOTAL POPULATION SERVED BY SOURCE WATER SYSTEM - - - - - |                 |              |              |        |                        | 11240         |                 |              |
| MILLERSBURG AREA WA                                      | 7220034         | DAUPHIN      | NaSiF6       | ADJ    | 10/54                  | 4000          |                 | 1.0          |
| TOTAL POPULATION SERVED BY SOURCE WATER SYSTEM - - - - - |                 |              |              |        |                        | 4000          |                 |              |
| MOON TOWNSHIP MA   | 5020011         | ALLEGHENY    | NaSiF6       | ADJ    | 04/66                  | 18000         |                 | 1.0          |
| TOTAL POPULATION SERVED BY SOURCE WATER SYSTEM - - - - - |                 |              |              |        |                        | 18000         |                 |              |
| MOUNT PENN BOROUGH WA                                    | 3060082         | BERKS        | Acid         | ADJ    | 05/75                  | 9154          |                 | 1.0          |
| TOTAL POPULATION SERVED BY SOURCE WATER SYSTEM - - - - - |                 |              |              |        |                        | 9154          |                 |              |
| MYERSTOWN WATER AUTH                                     | 7380025         | LEBANON      | Acid         | ADJ    | 11/68                  | 5000          |                 | 1.0          |
| TOTAL POPULATION SERVED BY SOURCE WATER SYSTEM - - - - - |                 |              |              |        |                        | 5000          |                 |              |
| NEW KENSINGTON MUN AUTH                                  | 5650070         | WESTMORELAND | NaSiF6       | ADJ    | 01/58                  | 50000         |                 | 1.0          |
| TOTAL POPULATION SERVED BY SOURCE WATER SYSTEM - - - - - |                 |              |              |        |                        | 50000         |                 |              |
| NEW MILFORD MUN AUTH                                     | 2580019         | SUSQUEHANNA  | NaF          | ADJ    | 03/75                  | 1150          |                 | 1.0          |
| TOTAL POPULATION SERVED BY SOURCE WATER SYSTEM - - - - - |                 |              |              |        |                        | 1150          |                 |              |
| NORTH EAST MUN AUTH                                      | 6250061         | ERIE         | NaSiF6       | ADJ    | 09/58                  | 5000          |                 | 1.0          |
| TOTAL POPULATION SERVED BY SOURCE WATER SYSTEM - - - - - |                 |              |              |        |                        | 5000          |                 |              |
| NORTH FAYETTE CO MA                                      | 5260019         | FAYETTE      | Acid         | ADJ    | 02/83                  | 26000         |                 | 1.0          |
| MOUNTAIN WA  | 5260032         | ALLEGHENY    |              | CONS   |                        | 2000          |                 |              |
| PERRYOPOLIS MA   | 5260016         | FAYETTE      |              | CONS   |                        | 3000          |                 |              |
| WASHINGTON-RUN WATERWORKS                                | 5260028         | FAYETTE      |              | CONS   |                        | 1000          |                 |              |
| TOTAL POPULATION SERVED BY SOURCE WATER SYSTEM - - - - - |                 |              |              |        |                        | 32000         |                 |              |
| NORTHAMPTON BOROUGH MA                                   | 3480057         | NORTHAMPTON  | NaSiF6       | ADJ    | 03/71                  | 35000         |                 | 1.0          |
| TOTAL POPULATION SERVED BY SOURCE WATER SYSTEM - - - - - |                 |              |              |        |                        | 35000         |                 |              |
| OAKMONT MA   | 5020036         | ALLEGHENY    | NaSiF6       | ADJ    | 01/84                  | 50000         |                 | 1.0          |
| TOTAL POPULATION SERVED BY SOURCE WATER SYSTEM - - - - - |                 |              |              |        |                        | 50000         |                 |              |

POPULATION SERVED FLUORIDATED DRINKING WATER BY SOURCE SYSTEM,  
CONSECUTIVE SYSTEM, AND COUNTY WITHIN STATE (AS OF 12/31/85)

**PENNSYLVANIA**

| WATER SYSTEM and<br>CONSECUTIVE SYSTEMS SERVED           | EPA<br>ID<br>NO | COUNTY       | CHEM<br>USED | STATUS | FLUOR<br>START<br>DATE | POP<br>SERVED | NATURAL SYSTEMS |              |
|--|-----------------|--------------|--------------|--------|------------------------|---------------|-----------------|--------------|
|  |                 |              |              |        |                        |               | NAT<br>LEVEL    | OPT<br>LEVEL |
| PA WATER-SAYRE DIST                                      | 2080028         | BRADFORD     |              | ADJ    | 08/71                  | 15000         |                 | 1.0          |
| TOTAL POPULATION SERVED BY SOURCE WATER SYSTEM - - - - - |                 |              |              |        |                        | 15000         |                 |              |
| PHILADELPHIA   | 1510001         | PHILADELPHIA | Acid         | ADJ    | 09/54                  | 831000        |                 | 1.0          |
| TOTAL POPULATION SERVED BY SOURCE WATER SYSTEM - - - - - |                 |              |              |        |                        | 831000        |                 |              |
| PHILADELPHIA   | 1510002         | PHILADELPHIA | Acid         | ADJ    | 09/54                  | 320000        |                 | 1.0          |
| TOTAL POPULATION SERVED BY SOURCE WATER SYSTEM - - - - - |                 |              |              |        |                        | 320000        |                 |              |
| PHILADELPHIA   | 1510003         | PHILADELPHIA | Acid         | ADJ    | 09/54                  | 535000        |                 | 1.0          |
| TOTAL POPULATION SERVED BY SOURCE WATER SYSTEM - - - - - |                 |              |              |        |                        | 535000        |                 |              |
| PHOENIXVILLE BOROUGH                                     | 1150077         | CHESTER      |              | ADJ    | 07/76                  | 20000         |                 | 1.0          |
| TOTAL POPULATION SERVED BY SOURCE WATER SYSTEM - - - - - |                 |              |              |        |                        | 20000         |                 |              |
| PITTSBURGH MUN W W                                       | 5020038         | ALLEGHENY    | Acid         | ADJ    | 12/52                  | 424000        |                 | 1.0          |
| RESERVE TWP MUN W W                                      | 5020047         | ALLEGHENY    |              | CONS   |                        | 4151          |                 |              |
| TOTAL POPULATION SERVED BY SOURCE WATER SYSTEM - - - - - |                 |              |              |        |                        | 428151        |                 |              |
| POTTSTOWN MUN W W  | 1460037         | MONTGOMERY   | Acid         | ADJ    | 01/71                  | 31500         |                 | 1.0          |
| TOTAL POPULATION SERVED BY SOURCE WATER SYSTEM - - - - - |                 |              |              |        |                        | 31500         |                 |              |
| QUARRYVILLE MUN WS                                       | 7360012         | LANCASTER    | NaF          | ADJ    | 04/61                  | 1500          |                 | 1.0          |
| TOTAL POPULATION SERVED BY SOURCE WATER SYSTEM - - - - - |                 |              |              |        |                        | 1500          |                 |              |
| READING MUN W W  | 3060059         | BERKS        | NaSiF6       | ADJ    | 10/68                  | 90829         |                 | 1.0          |
| BERN TWP WA  | 3060045         | BERKS        |              | CONS   |                        | 255           |                 |              |
| ONTELAUNEE TWP MAN AUTH                                  | 3060098         | BERKS        |              | CONS   |                        | 120           |                 |              |
| TEMPLE BOROUGH MWS                                       | 3060071         | BERKS        |              | CONS   |                        | 1667          |                 |              |
| TOTAL POPULATION SERVED BY SOURCE WATER SYSTEM - - - - - |                 |              |              |        |                        | 92871         |                 |              |
| RED LION MUN AUTH  | 7670086         | YORK         | Acid         | ADJ    | 12/68                  | 9702          |                 | 1.0          |
| DALLASTOWN-YOE WIR AUTH                                  | 7670085         | YORK         |              | CONS   |                        | 7677          |                 |              |
| TOTAL POPULATION SERVED BY SOURCE WATER SYSTEM - - - - - |                 |              |              |        |                        | 17379         |                 |              |
| RIDGWAY BORO WATER DEPT                                  | 6240012         | ELK          | NaSiF6       | ADJ    | 01/53                  | 6500          |                 | 1.0          |
| RIDGEWAY TWP MUN AUTH                                    | 6240022         | ELK          |              | CONS   |                        | 1016          |                 |              |
| TOTAL POPULATION SERVED BY SOURCE WATER SYSTEM - - - - - |                 |              |              |        |                        | 7516          |                 |              |

POPULATION SERVED FLUORIDATED DRINKING WATER BY SOURCE SYSTEM,  
CONSECUTIVE SYSTEM, AND COUNTY WITHIN STATE (AS OF 12/31/85)

# PENNSYLVANIA

| WATER SYSTEM and<br>CONSECUTIVE SYSTEMS SERVED           | EPA<br>ID<br>NO | COUNTY         | CHEM<br>USED | STATUS | FLUOR<br>START<br>DATE | POP<br>SERVED | NATURAL SYSTEMS<br>NAT OPT<br>LEVEL LEVEL |
|--|-----------------|----------------|--------------|--------|------------------------|---------------|---|
| RIVERTON CONSOLIDATED WC                                 | 7210029         | CUMBERLAND     | Acid         | ADJ    | 05/56                  | 78000         | 1.0                                       |
| TOTAL POPULATION SERVED BY SOURCE WATER SYSTEM - - - - - |                 |                |              |        |                        | 78000         |   |
| SCHUYLKILL HAVEN BOROUGH                                 | 3540041         | SCHUYLKILL     | Acid         | ADJ    | 07/68                  | 8500          | 1.0                                       |
| TOTAL POPULATION SERVED BY SOURCE WATER SYSTEM - - - - - |                 |                |              |        |                        | 8500          |   |
| SEWICKLEY BOROUGH WS                                     | 5020050         | ALLEGHENY      | Acid         | ADJ    | 03/57                  | 8332          | 1.0                                       |
| ALLEPO TWP (PART)  | 5020070         | ALLEGHENY      |              | CONS   |                        | 250           |   |
| GLENFIELD BOROUGH WC                                     | 5020051         | ALLEGHENY      |              | CONS   |                        | 285           |   |
| TOTAL POPULATION SERVED BY SOURCE WATER SYSTEM - - - - - |                 |                |              |        |                        | 8867          |   |
| SHARPSVILLE MUN WA                                       | 6430055         | MERCER         | NaSiF6       | ADJ    | 01/63                  | 6500          | 1.0                                       |
| TOTAL POPULATION SERVED BY SOURCE WATER SYSTEM - - - - - |                 |                |              |        |                        | 6500          |   |
| SHENANGO VALLEY WC                                       | 6430054         | MERCER         | Acid         | ADJ    | 10/70                  | 60000         | 1.0                                       |
| NEW WILMINGTON BOROUGH WIR DPT                           | 6370035         | YORK           |              | CONS   |                        | 1646          |   |
| PULASKI TWP DIST   | 6370027         | MERCER         |              | CONS   |                        | 300           |   |
| TOTAL POPULATION SERVED BY SOURCE WATER SYSTEM - - - - - |                 |                |              |        |                        | 61946         |   |
| SOMERSET MUN WATER WORKS                                 | 4560042         | SOMERSET       | NaF          | ADJ    | 09/57                  | 8500          | 1.0                                       |
| TOTAL POPULATION SERVED BY SOURCE WATER SYSTEM - - - - - |                 |                |              |        |                        | 8500          |   |
| SOUTH WESTERN PA WATER AUTH                              | 5260024         | GREENE         | NaSiF6       | ADJ    | 10/74                  | 26704         | 1.0                                       |
| TOTAL POPULATION SERVED BY SOURCE WATER SYSTEM - - - - - |                 |                |              |        |                        | 26704         |   |
| ST MARY'S JOINT WATER AUTH                               | 6240016         | ELK            | NaSiF6       | ADJ    | 10/71                  | 18000         | 1.0                                       |
| TOTAL POPULATION SERVED BY SOURCE WATER SYSTEM - - - - - |                 |                |              |        |                        | 18000         |   |
| STATE COLLEGE BOROUGH AUTH                               | 4140096         | CENTRE         | NaF          | ADJ    |                        | 16785         | 1.0                                       |
| TOTAL POPULATION SERVED BY SOURCE WATER SYSTEM - - - - - |                 |                |              |        |                        | 16785         |   |
| SUNBURY MUN WATER AUTH                                   | 4490007         | NORTHUMBERLAND | NaSiF6       | ADJ    | 08/71                  | 13900         | 1.0                                       |
| TOTAL POPULATION SERVED BY SOURCE WATER SYSTEM - - - - - |                 |                |              |        |                        | 13900         |   |
| TARENTUM MUN WW  | 5020055         | ALLEGHENY      | NaSiF6       | ADJ    |                        | 6978          | 1.0                                       |
| TOTAL POPULATION SERVED BY SOURCE WATER SYSTEM - - - - - |                 |                |              |        |                        | 6978          |   |

POPULATION SERVED FLUORIDATED DRINKING WATER BY SOURCE SYSTEM,  
CONSECUTIVE SYSTEM, AND COUNTY WITHIN STATE (AS OF 12/31/85)

## PENNSYLVANIA

| WATER SYSTEM and<br>CONSECUTIVE SYSTEMS SERVED           | EPA<br>ID<br>NO | COUNTY     | CHEM<br>USED | STATUS | FLUOR<br>START<br>DATE | POP<br>SERVED | NATURAL SYSTEMS |              |
|--|-----------------|------------|--------------|--------|------------------------|---------------|-----------------|--------------|
|  |                 |            |              |        |                        |               | NAT<br>LEVEL    | OPT<br>LEVEL |
| TAYLOR TWP W W   | 6370036         | LAWRENCE   | NaSiF6       | ADJ    |                        | 816           |                 | 1.0          |
| TOTAL POPULATION SERVED BY SOURCE WATER SYSTEM - - - - - |                 |            |              |        |                        | 816           |                 |              |
| TOWANDA MUN AUTH   | 2080029         | BRADFORD   |              | ADJ    |                        | 4800          |                 | 1.0          |
| TOTAL POPULATION SERVED BY SOURCE WATER SYSTEM - - - - - |                 |            |              |        |                        | 4800          |                 |              |
| TRI-COUNTY JOINT MUN AUTH                                | 5630045         | WASHINGTON | Acid         | ADJ    | 11/72                  | 11100         |                 | 1.0          |
| TOTAL POPULATION SERVED BY SOURCE WATER SYSTEM - - - - - |                 |            |              |        |                        | 11100         |                 |              |
| WAYNESBORO MUN W W                                       | 7280032         | FRANKLIN   | Acid         | ADJ    | 05/74                  | 14800         |                 | 1.0          |
| TOTAL POPULATION SERVED BY SOURCE WATER SYSTEM - - - - - |                 |            |              |        |                        | 14800         |                 |              |
| WEST MANCHESTER TWP MUN AUTH                             | 7670101         | YORK       | NaF          | ADJ    | 10/63                  | 5500          |                 | 1.0          |
| TOTAL POPULATION SERVED BY SOURCE WATER SYSTEM - - - - - |                 |            |              |        |                        | 5500          |                 |              |
| WEST VIEW MUN AUTH                                       | 5020043         | ALLEGHENY  | Acid         | ADJ    | 03/78                  | 160000        |                 | 1.0          |
| ALLEPO TWP (PART)  | 5020070         | ALLEGHENY  |              | CONS   |                        | 250           |                 |              |
| GLENFIELD BOROUGH WC                                     | 5020051         | ALLEGHENY  |              | CONS   |                        | 285           |                 |              |
| HAMPTON TWP MUN AUTH                                     | 5020061         | ALLEGHENY  |              | CONS   |                        | 14237         |                 |              |
| NEVILLE TWP MUN WTR SYS                                  | 5020029         | ALLEGHENY  |              | CONS   |                        | 1391          |                 |              |
| TOTAL POPULATION SERVED BY SOURCE WATER SYSTEM - - - - - |                 |            |              |        |                        | 176163        |                 |              |
| WESTERN BERKS WA   | 3060066         | BERKS      | Acid         | ADJ    |                        | 25000         |                 | 1.0          |
| SHILLINGTON BOROUGH WTR DEPT                             | 3060067         | BERKS      |              | CONS   |                        | 10369         |                 |              |
| CUMRU TWP WS   | 3060017         | BERKS      |              | CONS   |                        | 1000          |                 |              |
| WEST READING MUN W W                                     | 3060078         | BERKS      |              | CONS   |                        | 4800          |                 |              |
| WYOMISSING MUN WTR SYS                                   | 3060083         | BERKS      |              | CONS   |                        | 5438          |                 |              |
| TOTAL POPULATION SERVED BY SOURCE WATER SYSTEM - - - - - |                 |            |              |        |                        | 46607         |                 |              |
| WESTERN PA WC-CLARION DIST                               | 6160001         | CLARION    | Acid         | ADJ    | 08/54                  | 10000         |                 | 1.0          |
| STRATTONVILLE MUN AUTH                                   | 6160019         | CLARION    |              | CONS   |                        | 931           |                 |              |
| TOTAL POPULATION SERVED BY SOURCE WATER SYSTEM - - - - - |                 |            |              |        |                        | 10931         |                 |              |
| WESTERN PA WC-INDIANA DIST                               | 5320025         | INDIANA    | Acid         | ADJ    | 10/57                  | 29000         |                 | 1.0          |
| TOTAL POPULATION SERVED BY SOURCE WATER SYSTEM - - - - - |                 |            |              |        |                        | 29000         |                 |              |
| WESTERN PA WC-KANE DIST                                  | 6420019         | MCKEAN     | Acid         | ADJ    | 03/60                  | 6500          |                 | 1.0          |
| TOTAL POPULATION SERVED BY SOURCE WATER SYSTEM - - - - - |                 |            |              |        |                        | 6500          |                 |              |

POPULATION SERVED FLUORIDATED DRINKING WATER BY SOURCE SYSTEM,  
CONSECUTIVE SYSTEM, AND COUNTY WITHIN STATE (AS OF 12/31/85)

## PENNSYLVANIA

| WATER SYSTEM and<br>CONSECUTIVE SYSTEMS SERVED           | EPA<br>ID<br>NO | COUNTY     | CHEM<br>USED | STATUS | FLUOR<br>START<br>DATE | POP<br>SERVED | NATURAL SYSTEMS<br>NAT<br>LEVEL | OPT<br>LEVEL |
|--|-----------------|------------|--------------|--------|------------------------|---------------|---------------------------------|--------------|
| WESTERN PA WC-KITTANNING DIST                            | 5030008         | ARMSTRONG  | Acid         | ADJ    | 11/58                  | 8000          |                                 | 1.0          |
| TOTAL POPULATION SERVED BY SOURCE WATER SYSTEM - - - - - |                 |            |              |        |                        | 8000          |                                 |              |
| WESTERN PA WC-MON-VALLEY DIST                            |                 | ALLEGHENY  |              | ADJ    |                        | 80000         |                                 | 1.0          |
| TOTAL POPULATION SERVED BY SOURCE WATER SYSTEM - - - - - |                 |            |              |        |                        | 80000         |                                 |              |
| WESTERN PA WC-NEW CASTLE                                 | 6370034         | LAWRENCE   | Acid         | ADJ    | 01/54                  | 55000         |                                 | 1.0          |
| TOTAL POPULATION SERVED BY SOURCE WATER SYSTEM - - - - - |                 |            |              |        |                        | 55000         |                                 |              |
| WESTERN PA WC-PITTSBG SUBU DIST                          | 5020039         | ALLEGHENY  | Acid         | ADJ    | 12/52                  | 530387        |                                 | 1.0          |
| DUQUESNE   | 5020012         | ALLEGHENY  |              | CONS   |                        | 8570          |                                 |              |
| HOMESTEAD MUN WW   | 5020005         | ALLEGHENY  |              | CONS   |                        | 4457          |                                 |              |
| NUMHALL BOROUGH WTR DEPT                                 | 5020072         | ALLEGHENY  |              | CONS   |                        | 3931          |                                 |              |
| OAKDALE MUN AUTH   | 5020067         | ALLEGHENY  |              | CONS   |                        | 167           |                                 |              |
| ROBINSON TWP W W   | 5020045         | ALLEGHENY  |              | CONS   |                        | 9100          |                                 |              |
| WESTERN ALLEGHENY CO MUN AUTH                            | 5020034         | ALLEGHENY  |              | CONS   |                        | 7030          |                                 |              |
| TOTAL POPULATION SERVED BY SOURCE WATER SYSTEM - - - - - |                 |            |              |        |                        | 563642        |                                 |              |
| WESTERN PA WC-UNIONTOWN DIST                             | 5260020         | FAYETTE    |              | ADJ    | 07/53                  | 31000         |                                 | 1.0          |
| TOTAL POPULATION SERVED BY SOURCE WATER SYSTEM - - - - - |                 |            |              |        |                        | 31000         |                                 |              |
| WESTERN PA WC-WASH/MCDONALD DT                           |                 | WASHINGTON | Acid         | ADJ    | 05/58                  | 9300          |                                 | 1.0          |
| TOTAL POPULATION SERVED BY SOURCE WATER SYSTEM - - - - - |                 |            |              |        |                        | 9300          |                                 |              |
| WILKINSBURG PENN JOINT AUTH                              | 5020056         | ALLEGHENY  | Acid         | ADJ    | 01/53                  | 250000        |                                 | 1.0          |
| BRADDOCK BOROUGH   | 5020007         | ALLEGHENY  |              | CONS   |                        | 4297          |                                 |              |
| EAST MCKEESPORT BOROUGH                                  | 5020014         | ALLEGHENY  |              | CONS   |                        | 3200          |                                 |              |
| MONROEVILLE WATER AUTH                                   | 5020027         | ALLEGHENY  |              | CONS   |                        | 30000         |                                 |              |
| PLUM BOROUGH WS  | 5020041         | ALLEGHENY  |              | CONS   |                        | 18898         |                                 |              |
| RANKIN WTR AUTH  | 5020049         | ALLEGHENY  |              | CONS   |                        | 2800          |                                 |              |
| WALL BOROUGH AUTH  | 5020075         | ALLEGHENY  |              | CONS   |                        | 980           |                                 |              |
| TOTAL POPULATION SERVED BY SOURCE WATER SYSTEM - - - - - |                 |            |              |        |                        | 310175        |                                 |              |
| WILLIAMSPORT MUN WATER AUTH                              | 4410173         | LYCOMING   | NaF          | ADJ    | 12/66                  | 60000         |                                 | 1.0          |
| TOTAL POPULATION SERVED BY SOURCE WATER SYSTEM - - - - - |                 |            |              |        |                        | 60000         |                                 |              |



POPULATION SERVED FLUORIDATED DRINKING WATER BY SOURCE SYSTEM,  
 CONSECUTIVE SYSTEM, AND COUNTY WITHIN STATE (AS OF 12/31/85)

**PUERTO RICO**

| WATER SYSTEM and<br>CONSECUTIVE SYSTEMS SERVED           | EPA<br>ID<br>NO | COUNTY       | CHEM<br>USED | STATUS | FLUOR<br>START<br>DATE | POP<br>SERVED | NATURAL SYSTEMS<br>NAT<br>LEVEL | OPT<br>LEVEL |
|--|-----------------|--------------|--------------|--------|------------------------|---------------|---------------------------------|--------------|
| AGUADILLA  | 0003293         | AGUADILLA    | NaF          | ADJ    | 01/55                  | 125220        |                                 | 1.0          |
| TOTAL POPULATION SERVED BY SOURCE WATER SYSTEM - - - - - |                 |              |              |        |                        | 125220        |                                 |              |
| AGUAS BUENAS   | 0005046         | AGUAS BUENAS | NaF          | ADJ    | 02/57                  | 12000         |                                 | 1.0          |
| TOTAL POPULATION SERVED BY SOURCE WATER SYSTEM - - - - - |                 |              |              |        |                        | 12000         |                                 |              |
| ANASCO   | 0003313         | ANASCO       | NaF          | ADJ    |                        | 25624         |                                 | 1.0          |
| TOTAL POPULATION SERVED BY SOURCE WATER SYSTEM - - - - - |                 |              |              |        |                        | 25624         |                                 |              |
| ARECIBO  | 0002652         | ARECIBO      | NaF          | ADJ    |                        | 62272         |                                 | 1.0          |
| TOTAL POPULATION SERVED BY SOURCE WATER SYSTEM - - - - - |                 |              |              |        |                        | 62272         |                                 |              |
| BARRANQUITAS   | 0004605         | BARRANQUITAS | NaF          | ADJ    | 05/56                  | 13500         |                                 | 1.0          |
| TOTAL POPULATION SERVED BY SOURCE WATER SYSTEM - - - - - |                 |              |              |        |                        | 13500         |                                 |              |
| CAGUAS   | 0005066         | CAGUAS       | NaF          | ADJ    | 01/55                  | 80000         |                                 | 1.0          |
| TOTAL POPULATION SERVED BY SOURCE WATER SYSTEM - - - - - |                 |              |              |        |                        | 80000         |                                 |              |
| CAYEY  | 0004635         | CAYEY        | NaF          | ADJ    | 05/56                  | 33432         |                                 | 1.0          |
| TOTAL POPULATION SERVED BY SOURCE WATER SYSTEM - - - - - |                 |              |              |        |                        | 33432         |                                 |              |
| CIALES   | 0002752         | CIALES       | NaF          | ADJ    |                        | 12200         |                                 | 1.0          |
| TOTAL POPULATION SERVED BY SOURCE WATER SYSTEM - - - - - |                 |              |              |        |                        | 12200         |                                 |              |
| COAMO  | 0003914         | COAMO        | NaF          | ADJ    | /55                    | 22028         |                                 | 1.0          |
| TOTAL POPULATION SERVED BY SOURCE WATER SYSTEM - - - - - |                 |              |              |        |                        | 22028         |                                 |              |
| COMERIO  | 0004705         | COMERIO      | NaF          | ADJ    | 03/67                  | 8788          |                                 | 1.0          |
| TOTAL POPULATION SERVED BY SOURCE WATER SYSTEM - - - - - |                 |              |              |        |                        | 8788          |                                 |              |
| COROZAL  | 0005487         | COROZAL      | NaF          | ADJ    | 01/55                  | 31920         |                                 | 1.0          |
| TOTAL POPULATION SERVED BY SOURCE WATER SYSTEM - - - - - |                 |              |              |        |                        | 31920         |                                 |              |
| FAJARDO-CEIBA  | 0005306         | FAJARDO      | NaF          | ADJ    | /56                    | 60300         |                                 | 1.0          |
| TOTAL POPULATION SERVED BY SOURCE WATER SYSTEM - - - - - |                 |              |              |        |                        | 60300         |                                 |              |

POPULATION SERVED FLUORIDATED DRINKING WATER BY SOURCE SYSTEM,  
CONSECUTIVE SYSTEM, AND COUNTY WITHIN STATE (AS OF 12/31/85)

**PUERTO RICO**

| WATER SYSTEM and<br>CONSECUTIVE SYSTEMS SERVED           | EPA<br>ID<br>NO | COUNTY      | CHEM<br>USED | STATUS | FLUOR<br>START<br>DATE | POP<br>SERVED | NATURAL SYSTEMS<br>NAT<br>LEVEL | OPT<br>LEVEL |
|--|-----------------|-------------|--------------|--------|------------------------|---------------|---------------------------------|--------------|
| GUARAGUAO  | 0004114         | PONCE       | NaF          | ADJ    |                        | 1900          |                                 | 1.0          |
| TOTAL POPULATION SERVED BY SOURCE WATER SYSTEM - - - - - |                 |             |              |        |                        | 1900          |                                 |              |
| GUAYAMA  | 0004745         | GUAYAMA     | NaF          | ADJ    | 01/55                  | 37088         |                                 | 1.0          |
| TOTAL POPULATION SERVED BY SOURCE WATER SYSTEM - - - - - |                 |             |              |        |                        | 37088         |                                 |              |
| HATILLO  | 0002662         | HATILLO     | NaF          | ADJ    | 08/57                  | 21264         |                                 | 1.0          |
| TOTAL POPULATION SERVED BY SOURCE WATER SYSTEM - - - - - |                 |             |              |        |                        | 21264         |                                 |              |
| INDIERA ALTA   | 0003232         | LARES       | NaF          | ADJ    | 12/55                  | 2728          |                                 | 1.0          |
| TOTAL POPULATION SERVED BY SOURCE WATER SYSTEM - - - - - |                 |             |              |        |                        | 2728          |                                 |              |
| ISABELA  | 0002672         | ISABELA     | NaF          | ADJ    | 01/55                  | 36400         |                                 | 1.0          |
| TOTAL POPULATION SERVED BY SOURCE WATER SYSTEM - - - - - |                 |             |              |        |                        | 36400         |                                 |              |
| JAGUA PASTO  | 0004224         | PONCE       | NaF          | ADJ    |                        | 604           |                                 | 1.0          |
| TOTAL POPULATION SERVED BY SOURCE WATER SYSTEM - - - - - |                 |             |              |        |                        | 604           |                                 |              |
| JAGUAL   | 0005416         | SAN LORENZO | NaF          | ADJ    | 01/55                  | 3036          |                                 | 1.0          |
| TOTAL POPULATION SERVED BY SOURCE WATER SYSTEM - - - - - |                 |             |              |        |                        | 3036          |                                 |              |
| JUANA DIAZ   | 0004034         | JUANA DIAZ  | NaF          | ADJ    |                        | 27060         |                                 | 1.0          |
| TOTAL POPULATION SERVED BY SOURCE WATER SYSTEM - - - - - |                 |             |              |        |                        | 27060         |                                 |              |
| JUNCOS   | 0005166         | JUNCOS      | NaF          | ADJ    | 12/57                  | 32500         |                                 | 1.0          |
| TOTAL POPULATION SERVED BY SOURCE WATER SYSTEM - - - - - |                 |             |              |        |                        | 32500         |                                 |              |
| LAS MARIAS   | 0003363         | LAS MARIAS  | NaF          | ADJ    | 12/55                  | 1404          |                                 | 1.0          |
| TOTAL POPULATION SERVED BY SOURCE WATER SYSTEM - - - - - |                 |             |              |        |                        | 1404          |                                 |              |
| LUQUILLO   | 0005316         | LUQUILLO    | NaF          | ADJ    | /55                    | 24800         |                                 | 1.0          |
| TOTAL POPULATION SERVED BY SOURCE WATER SYSTEM - - - - - |                 |             |              |        |                        | 24800         |                                 |              |
| METROPOLITAN A   | 0002591         | SAN JUAN    | NaF          | ADJ    | 01/54                  | 1300000       |                                 | 1.0          |
| TOTAL POPULATION SERVED BY SOURCE WATER SYSTEM - - - - - |                 |             |              |        |                        | 1300000       |                                 |              |

POPULATION SERVED FLUORIDATED DRINKING WATER BY SOURCE SYSTEM,  
CONSECUTIVE SYSTEM, AND COUNTY WITHIN STATE (AS OF 12/31/85)

**PUERTO RICO**

| WATER SYSTEM and<br>CONSECUTIVE SYSTEMS SERVED           | EPA<br>ID<br>NO | COUNTY       | CHEM<br>USED | STATUS | FLUOR<br>START<br>DATE | POP<br>SERVED | NATURAL SYSTEMS<br>NAT OPT<br>LEVEL LEVEL |
|--|-----------------|--------------|--------------|--------|------------------------|---------------|---|
| MOROVIS  | 0002762         | MOROVIS      | NaF          | ADJ    |                        | 16500         | 1.0                                       |
| TOTAL POPULATION SERVED BY SOURCE WATER SYSTEM - - - - - |                 |              |              |        |                        | 16500         |   |
| MOROVIS  | 0005346         | RIO GRANDE   | NaF          | ADJ    | 01/58                  | 800           | 1.0                                       |
| TOTAL POPULATION SERVED BY SOURCE WATER SYSTEM - - - - - |                 |              |              |        |                        | 800           |   |
| NARANJITO  | 0005507         | NARANJITO    | NaF          | ADJ    | 12/59                  | 29085         | 1.0                                       |
| TOTAL POPULATION SERVED BY SOURCE WATER SYSTEM - - - - - |                 |              |              |        |                        | 29085         |   |
| OROCOVIS   | 0004044         | OROCOVIS     | NaF          | ADJ    | /57                    | 9779          | 1.0                                       |
| TOTAL POPULATION SERVED BY SOURCE WATER SYSTEM - - - - - |                 |              |              |        |                        | 9779          |   |
| PENUELAS   | 0004324         | PENUELAS     | NaF          | ADJ    |                        | 19568         | 1.0                                       |
| TOTAL POPULATION SERVED BY SOURCE WATER SYSTEM - - - - - |                 |              |              |        |                        | 19568         |   |
| PONCE  | 0003824         | PONCE        | NaF          | ADJ    | 11/55                  | 207160        | 1.0                                       |
| TOTAL POPULATION SERVED BY SOURCE WATER SYSTEM - - - - - |                 |              |              |        |                        | 207160        |   |
| QUEBRADILLAS   | 0002682         | QUEBRADILLAS | NaF          | ADJ    | 11/55                  | 27156         | 1.0                                       |
| TOTAL POPULATION SERVED BY SOURCE WATER SYSTEM - - - - - |                 |              |              |        |                        | 27156         |   |
| RIO BLANCO-VIEQUES-HUMACAO                               | 0005386         | NAGUABO      | NaF          | ADJ    | 12/55                  | 116356        | 1.0                                       |
| TOTAL POPULATION SERVED BY SOURCE WATER SYSTEM - - - - - |                 |              |              |        |                        | 116356        |   |
| ROSSY  | 0002992         | CIALES       | NaF          | ADJ    | 05/58                  | 11000         | 1.0                                       |
| TOTAL POPULATION SERVED BY SOURCE WATER SYSTEM - - - - - |                 |              |              |        |                        | 11000         |   |
| SAN LORENZO  | 0005106         | SAN LORENZO  | NaF          | ADJ    | /60                    | 18720         | 1.0                                       |
| TOTAL POPULATION SERVED BY SOURCE WATER SYSTEM - - - - - |                 |              |              |        |                        | 18720         |   |
| TANASMA  | 0004164         | ADJUNTAS     | NaF          | ADJ    | 09/62                  | 1300          | 1.0                                       |
| TOTAL POPULATION SERVED BY SOURCE WATER SYSTEM - - - - - |                 |              |              |        |                        | 1300          |   |
| UTUADO   | 0002702         | UTUADO       | NaF          | ADJ    | 12/55                  | 19224         | 1.0                                       |
| TOTAL POPULATION SERVED BY SOURCE WATER SYSTEM - - - - - |                 |              |              |        |                        | 19224         |   |

POPULATION SERVED FLUORIDATED DRINKING WATER BY SOURCE SYSTEM,  
 CONSECUTIVE SYSTEM, AND COUNTY WITHIN STATE (AS OF 12/31/85)

**PUERTO RICO**

| WATER SYSTEM and<br>CONSECUTIVE SYSTEMS SERVED           | EPA<br>ID<br>NO | COUNTY    | CHEM<br>USED | STATUS | FLUOR<br>START<br>DATE | POP<br>SERVED | NATURAL SYSTEMS<br>NAT<br>LEVEL | OPT<br>LEVEL |
|--|-----------------|-----------|--------------|--------|------------------------|---------------|---------------------------------|--------------|
| VEGA BAJA  | 0002772         | VEGA BAJA | NaF          | ADJ    | 12/63                  | 30732         |                                 | 1.0          |
| TOTAL POPULATION SERVED BY SOURCE WATER SYSTEM - - - - - |                 |           |              |        |                        | 30732         |                                 |              |
| VILLALBA   | 0003924         | VILLALBA  | NaF          | ADJ    | 12/57                  | 6224          |                                 | 1.0          |
| TOTAL POPULATION SERVED BY SOURCE WATER SYSTEM - - - - - |                 |           |              |        |                        | 6224          |                                 |              |
| YAUCO  | 0004314         | YAUCO     | NaF          | ADJ    | 12/59                  | 31640         |                                 | 1.0          |
| TOTAL POPULATION SERVED BY SOURCE WATER SYSTEM - - - - - |                 |           |              |        |                        | 31640         |                                 |              |

POPULATION SERVED FLUORIDATED DRINKING WATER BY SOURCE SYSTEM,  
CONSECUTIVE SYSTEM, AND COUNTY WITHIN STATE (AS OF 12/31/85)

## RHODE ISLAND

| WATER SYSTEM and<br>CONSECUTIVE SYSTEMS SERVED           | EPA<br>ID<br>NO | COUNTY     | CHEM<br>USED | STATUS | FLUOR<br>START<br>DATE | POP<br>SERVED | NATURAL SYSTEMS<br>NAT OPT<br>LEVEL LEVEL |
|--|-----------------|------------|--------------|--------|------------------------|---------------|---|
| BARRINGTON   | 1647515         | BRISTOL    | NaF          | ADJ    | 05/52                  | 16174         | 1.0                                       |
| TOTAL POPULATION SERVED BY SOURCE WATER SYSTEM - - - - - |                 |            |              |        |                        | 16174         |   |
| BRISTOL  | 1647515         | BRISTOL    | NaSiF6       | ADJ    | 05/52                  | 30768         | 1.0                                       |
| TOTAL POPULATION SERVED BY SOURCE WATER SYSTEM - - - - - |                 |            |              |        |                        | 30768         |   |
| CUMBERLAND   | 1647530         | PROVIDENCE | NaSiF6       | ADJ    | 11/57                  | 27069         | 1.0                                       |
| TOTAL POPULATION SERVED BY SOURCE WATER SYSTEM - - - - - |                 |            |              |        |                        | 27069         |   |
| FALL RIVER, MA   | 4095000         | BRISTOL    | NaSiF6       | ADJ    | 03/73                  | 0             | 1.0                                       |
| TIVERTON   | 1592018         | NEWPORT    |              | CONS   |                        | 8115          |   |
| TOTAL POPULATION SERVED BY SOURCE WATER SYSTEM - - - - - |                 |            |              |        |                        | 8115          |   |
| NEWPORT  | 1592010         | NEWPORT    | NaSiF6       | ADJ    | 07/53                  | 46475         | 1.0                                       |
| PORTSMOUTH   | 1592022         | NEWPORT    |              | CONS   |                        | 14257         |   |
| TOTAL POPULATION SERVED BY SOURCE WATER SYSTEM - - - - - |                 |            |              |        |                        | 60732         |   |
| PAWTUCKET  | 1592021         | PROVIDENCE | Acid         | ADJ    | 11/57                  | 88199         | 1.0                                       |
| TOTAL POPULATION SERVED BY SOURCE WATER SYSTEM - - - - - |                 |            |              |        |                        | 88199         |   |
| PROVIDENCE   | 1592024         | PROVIDENCE | NaSiF6       | ADJ    | 08/52                  | 277891        | 1.0                                       |
| COVENTRY   | 1559511         | KENT       |              | CONS   |                        | 13533         |   |
| EAST PROVIDENCE  | 1615610         | PROVIDENCE |              | CONS   |                        | 50980         |   |
| LINCOLN  | 1858423         | PROVIDENCE |              | CONS   |                        | 16600         |   |
| SMITHFIELD   | 1615616         | PROVIDENCE |              | CONS   |                        | 16886         |   |
| WARWICK  | 1615627         | KENT       |              | CONS   |                        | 87123         |   |
| TOTAL POPULATION SERVED BY SOURCE WATER SYSTEM - - - - - |                 |            |              |        |                        | 463013        |   |
| WOONSOCKET   | 1559518         | PROVIDENCE | NaSiF6       | ADJ    | 06/57                  | 49249         | 1.0                                       |
| TOTAL POPULATION SERVED BY SOURCE WATER SYSTEM - - - - - |                 |            |              |        |                        | 49249         |   |

POPULATION SERVED FLUORIDATED DRINKING WATER BY SOURCE SYSTEM,  
CONSECUTIVE SYSTEM, AND COUNTY WITHIN STATE (AS OF 12/31/85)

## SOUTH CAROLINA

| WATER SYSTEM and<br>CONSECUTIVE SYSTEMS SERVED           | EPA<br>ID<br>NO | COUNTY     | CHEM<br>USED | STATUS | FLUOR<br>START<br>DATE | POP<br>SERVED | NATURAL SYSTEMS<br>NAT<br>LEVEL | OPT<br>LEVEL |
|--|-----------------|------------|--------------|--------|------------------------|---------------|---------------------------------|--------------|
| ABBEVILLE  | 0110001         | ABBEVILLE  | NaSiF6       | ADJ    | 06/81                  | 6745          |                                 | 0.8          |
| TOTAL POPULATION SERVED BY SOURCE WATER SYSTEM - - - - - |                 |            |              |        |                        | 6745          |                                 |              |
| ABRAMS T P   | 2660005         | HORRY      |              | NATL   |                        | 172           | 5.1                             |              |
| TOTAL POPULATION SERVED BY SOURCE WATER SYSTEM - - - - - |                 |            |              |        |                        | 172           |                                 |              |
| AIKEN  | 0210001         | AIKEN      | NaF          | ADJ    | 11/55                  | 37001         |                                 | 0.8          |
| TOTAL POPULATION SERVED BY SOURCE WATER SYSTEM - - - - - |                 |            |              |        |                        | 37001         |                                 |              |
| ANDERSON-DUKE POWER                                      | 0410002         | ANDERSON   | Acid         | ADJ    | 06/69                  | 39200         |                                 | 0.8          |
| BROADWAY   | 0420008         | ANDERSON   |              | CONS   |                        | 4032          |                                 |              |
| CLEMSON  | 3910004         | PICKENS    |              | CONS   |                        | 7700          |                                 |              |
| HAMMOND  | 0420007         | ANDERSON   |              | CONS   |                        | 4216          |                                 |              |
| OAKWOOD ESTATE   | 0450076         | ANDERSON   |              | CONS   |                        | 131           |                                 |              |
| HOMELAND PARK  | 0420001         | ANDERSON   |              | CONS   |                        | 7739          |                                 |              |
| IVA  | 0410001         | ANDERSON   |              | CONS   |                        | 1820          |                                 |              |
| PENDLETON  | 0410006         | ANDERSON   |              | CONS   |                        | 3242          |                                 |              |
| SANDY SPRINGS  | 0420003         | ANDERSON   |              | CONS   |                        | 6692          |                                 |              |
| STARR-IVA  | 0420005         | ANDERSON   |              | CONS   |                        | 4561          |                                 |              |
| WEST ANDERSON  | 0420006         | ANDERSON   |              | CONS   |                        | 7910          |                                 |              |
| TOTAL POPULATION SERVED BY SOURCE WATER SYSTEM - - - - - |                 |            |              |        |                        | 87243         |                                 |              |
| ANDREWS  | 2210003         | GEORGETOWN |              | NATL   |                        | 4016          | 1.6                             |              |
| TOTAL POPULATION SERVED BY SOURCE WATER SYSTEM - - - - - |                 |            |              |        |                        | 4016          |                                 |              |
| AYNOR  | 2610009         | HORRY      |              | NATL   |                        | 943           | 4.8                             |              |
| TOTAL POPULATION SERVED BY SOURCE WATER SYSTEM - - - - - |                 |            |              |        |                        | 943           |                                 |              |
| BAMBERG BRD PW   | 0510001         | BAMBERG    | NaF          | ADJ    | 12/80                  | 3672          |                                 | 0.8          |
| TOTAL POPULATION SERVED BY SOURCE WATER SYSTEM - - - - - |                 |            |              |        |                        | 3672          |                                 |              |
| BAPTIST HILL SCHOOL                                      | 1070120         | CHARLESTON |              | NATL   |                        | 767           | 2.1                             |              |
| TOTAL POPULATION SERVED BY SOURCE WATER SYSTEM - - - - - |                 |            |              |        |                        | 767           |                                 |              |
| BATESBURG  | 3210002         | LEXINGTON  | NaSiF6       | ADJ    | 11/76                  | 6615          |                                 | 0.8          |
| LEESVILLE  | 3210005         | LEXINGTON  |              | CONS   |                        | 3600          |                                 |              |
| TOTAL POPULATION SERVED BY SOURCE WATER SYSTEM - - - - - |                 |            |              |        |                        | 10215         |                                 |              |

POPULATION SERVED FLUORIDATED DRINKING WATER BY SOURCE SYSTEM,  
CONSECUTIVE SYSTEM, AND COUNTY WITHIN STATE (AS OF 12/31/85)

**SOUTH CAROLINA**

| WATER SYSTEM and<br>CONSECUTIVE SYSTEMS SERVED           | EPA<br>ID<br>NO | COUNTY     | CHEM<br>USED | STATUS | FLUOR<br>START<br>DATE | POP<br>SERVED | NATURAL SYSTEMS<br>NAT<br>LEVEL | OPT<br>LEVEL |
|--|-----------------|------------|--------------|--------|------------------------|---------------|---------------------------------|--------------|
| BEACH & RACQUET  | 1050010         | CHARLESTON |              |        | NATL                   | 1100          | 3.4                             |              |
| TOTAL POPULATION SERVED BY SOURCE WATER SYSTEM - - - - - |                 |            |              |        |                        | 1100          |                                 |              |
| BEAUFORT-JASPER  | 0720003         | BEAUFORT   | NaSiF6       | ADJ    | 02/78                  | 5508          |                                 | 0.8          |
| BEAUFORT   | 0710001         | BEAUFORT   |              | CONS   |                        | 13924         |                                 |              |
| BEACHWOOD TR PK  | 0760004         | BEAUFORT   |              | CONS   |                        | 364           |                                 |              |
| CHELSEA CHESNEE  | 0720004         | BEAUFORT   |              | CONS   |                        | 200           |                                 |              |
| FRIPP ISLAND   | 0720002         | BEAUFORT   |              | CONS   |                        | 2000          |                                 |              |
| MARINE AIR STATION                                       | 0710502         | BEAUFORT   |              | CONS   |                        | 1608          |                                 |              |
| PARIS ISLAND   | 0710501         | BEAUFORT   |              | CONS   |                        | 9442          |                                 |              |
| PORT ROYAL   | 0710002         | BEAUFORT   |              | CONS   |                        | 5911          |                                 |              |
| TOTAL POPULATION SERVED BY SOURCE WATER SYSTEM - - - - - |                 |            |              |        |                        | 38957         |                                 |              |
| BELLS ELEM   | 1570106         | COLLETON   |              |        | NATL                   | 500           | 1.2                             |              |
| TOTAL POPULATION SERVED BY SOURCE WATER SYSTEM - - - - - |                 |            |              |        |                        | 500           |                                 |              |
| BELTON-HONEA PATH WA                                     | 0410011         | ANDERSON   | NaSiF6       | ADJ    | 08/64                  | 238           |                                 | 0.8          |
| BELTON   | 0410004         | ANDERSON   |              | CONS   |                        | 6563          |                                 |              |
| DONALDS-DUE WEST   | 0120001         | ABBEVILLE  |              | CONS   |                        | 3724          |                                 |              |
| HONEA PATH   | 0410003         | ANDERSON   |              | CONS   |                        | 4760          |                                 |              |
| TOTAL POPULATION SERVED BY SOURCE WATER SYSTEM - - - - - |                 |            |              |        |                        | 15285         |                                 |              |
| BENNET MHP   | 1560001         | COLLETON   |              |        | NATL                   | 80            | 1.6                             |              |
| TOTAL POPULATION SERVED BY SOURCE WATER SYSTEM - - - - - |                 |            |              |        |                        | 80            |                                 |              |
| BENNETTSVILLE  | 3410001         | MARLBORO   | NaF          | ADJ    | 03/74                  | 14400         |                                 | 0.8          |
| TOTAL POPULATION SERVED BY SOURCE WATER SYSTEM - - - - - |                 |            |              |        |                        | 14400         |                                 |              |
| BETHUNE  | 2810002         | KERSHAW    | NaF          | ADJ    | 11/83                  | 750           |                                 | 0.8          |
| TOTAL POPULATION SERVED BY SOURCE WATER SYSTEM - - - - - |                 |            |              |        |                        | 750           |                                 |              |
| BIG PINES MHP  | 2260002         | GEORGETOWN |              |        | NATL                   | 83            | 3.8                             |              |
| TOTAL POPULATION SERVED BY SOURCE WATER SYSTEM - - - - - |                 |            |              |        |                        | 83            |                                 |              |
| BISHOPVILLE  | 3110001         | LEE        | NaF          | ADJ    | 10/56                  | 3429          |                                 | 0.8          |
| TOTAL POPULATION SERVED BY SOURCE WATER SYSTEM - - - - - |                 |            |              |        |                        | 3429          |                                 |              |
| BLACKSBURG   | 1110002         | CHEROKEE   | NaSiF6       | ADJ    | 09/82                  | 2660          |                                 | 0.8          |
| TOTAL POPULATION SERVED BY SOURCE WATER SYSTEM - - - - - |                 |            |              |        |                        | 2660          |                                 |              |

POPULATION SERVED FLUORIDATED DRINKING WATER BY SOURCE SYSTEM,  
CONSECUTIVE SYSTEM, AND COUNTY WITHIN STATE (AS OF 12/31/85)

## SOUTH CAROLINA

| WATER SYSTEM and<br>CONSECUTIVE SYSTEMS SERVED           | EPA<br>ID<br>NO | COUNTY     | CHEM<br>USED | STATUS | FLUOR<br>START<br>DATE | POP<br>SERVED | NATURAL<br>NAT<br>LEVEL | SYSTEMS<br>OPT<br>LEVEL |
|--|-----------------|------------|--------------|--------|------------------------|---------------|-------------------------|-------------------------|
| BLACKVILLE   | 0610003         | BARNWELL   | NaF          | ADJ    | 88/4                   | 2769          |                         | 0.8                     |
| TOTAL POPULATION SERVED BY SOURCE WATER SYSTEM - - - - - |                 |            |              |        |                        | 2769          |                         |                         |
| BRIARCLIFF SYSTEM  | 2650002         | HORRY      |              | NATL   |                        | 400           | 4.9                     |                         |
| TOTAL POPULATION SERVED BY SOURCE WATER SYSTEM - - - - - |                 |            |              |        |                        | 400           |                         |                         |
| BROAD CREEK PSD  | 0720009         | BEAUFORT   |              | NATL   |                        | 3000          | 0.7                     |                         |
| TOTAL POPULATION SERVED BY SOURCE WATER SYSTEM - - - - - |                 |            |              |        |                        | 3000          |                         |                         |
| BROWNS FERRY   | 2220003         | GEORGETOWN |              | NATL   |                        | 1760          | 0.7                     |                         |
| TOTAL POPULATION SERVED BY SOURCE WATER SYSTEM - - - - - |                 |            |              |        |                        | 1760          |                         |                         |
| BRUNSON  | 2510004         | HAMPTON    |              | NATL   |                        | 1050          | 0.7                     |                         |
| TOTAL POPULATION SERVED BY SOURCE WATER SYSTEM - - - - - |                 |            |              |        |                        | 1050          |                         |                         |
| BRYMERS TR PK  | 0860003         | BERKELEY   |              | NATL   |                        | 92            | 0.9                     |                         |
| TOTAL POPULATION SERVED BY SOURCE WATER SYSTEM - - - - - |                 |            |              |        |                        | 92            |                         |                         |
| BUCKSPORT  | 2620003         | HORRY      |              | NATL   |                        | 3561          | 3.5                     |                         |
| TOTAL POPULATION SERVED BY SOURCE WATER SYSTEM - - - - - |                 |            |              |        |                        | 3561          |                         |                         |
| C C BLANEY SCH   | 1070125         | CHARLESTON |              | NATL   |                        | 350           | 1.9                     |                         |
| TOTAL POPULATION SERVED BY SOURCE WATER SYSTEM - - - - - |                 |            |              |        |                        | 350           |                         |                         |
| CAINHOY SCHOOL   | 0870112         | BERKELEY   |              | NATL   |                        | 759           | 1.1                     |                         |
| TOTAL POPULATION SERVED BY SOURCE WATER SYSTEM - - - - - |                 |            |              |        |                        | 759           |                         |                         |
| CAMDEN   | 2810001         | KERSHAW    | NaSiF6       | ADJ    | 09/66                  | 18585         |                         | 0.8                     |
| TOTAL POPULATION SERVED BY SOURCE WATER SYSTEM - - - - - |                 |            |              |        |                        | 18585         |                         |                         |
| CANNINGTON   | 2550002         | HAMPTON    |              | NATL   |                        | 51            | 0.8                     |                         |
| TOTAL POPULATION SERVED BY SOURCE WATER SYSTEM - - - - - |                 |            |              |        |                        | 51            |                         |                         |
| CAROLINA ESTATE  | 0750010         | BEAUFORT   |              | NATL   |                        | 54            | 0.7                     |                         |
| TOTAL POPULATION SERVED BY SOURCE WATER SYSTEM - - - - - |                 |            |              |        |                        | 54            |                         |                         |



POPULATION SERVED FLUORIDATED DRINKING WATER BY SOURCE SYSTEM,  
CONSECUTIVE SYSTEM, AND COUNTY WITHIN STATE (AS OF 12/31/85)

# SOUTH CAROLINA

| WATER SYSTEM and<br>CONSECUTIVE SYSTEMS SERVED           | EPA<br>ID<br>NO | COUNTY       | CHEM<br>USED | STATUS | FLUOR<br>START<br>DATE | POP<br>SERVED | NATURAL SYSTEMS<br>NAT OPT<br>LEVEL LEVEL |
|--|-----------------|--------------|--------------|--------|------------------------|---------------|---|
| CAYCE  | 3210003         | LEXINGTON    | NaSiF6       | ADJ    | 11/54                  | 17980         | 0.8                                       |
| TOTAL POPULATION SERVED BY SOURCE WATER SYSTEM - - - - - |                 |              |              |        |                        | 17980         |   |
| CHARLESTON   | 1010001         | CHARLESTON   | Acid         | ADJ    | 12/82                  | 175000        | 0.8                                       |
| CHARLESTON AFB   | 1010501         | CHARLESTON   |              | CONS   |                        | 2259          |   |
| CHARLESTON NAVAL BASE                                    | 1010502         | LEXINGTON    |              | CONS   |                        | 1000          |   |
| DORCHESTER CO W/A-STRATON                                | 1820006         | DORCHESTER   |              | CONS   |                        | 530           |   |
| FOLLY BEACH  | 1010005         | CHARLESTON   |              | CONS   |                        | 2987          |   |
| GOOSE CREEK  | 0810004         | BERKELEY     |              | CONS   |                        | 16170         |   |
| LIBERTY HOMES  | 1050014         | CHARLESTON   |              | CONS   |                        | 847           |   |
| NAVAL WEAPONS STATION                                    | 1010503         | CHARLESTON   |              | CONS   |                        | 8500          |   |
| SANGAREE BCWSA   | 0820002         | BERKELEY     |              | CONS   |                        | 6161          |   |
| ST JOHNS WATER   | 1020002         | CHARLESTON   |              | CONS   |                        | 5043          |   |
| DUNMOVIN SD  | 1050004         | CHARLESTON   |              | CONS   |                        | 174           |   |
| ISLAND ESTATES   | 1050002         | CHARLESTON   |              | CONS   |                        | 174           |   |
| KIAWAH ISLAND  | 1050003         | CHARLESTON   |              | CONS   |                        | 1500          |   |
| SEABROOK ISLAND  | 1050005         | CHARLESTON   |              | CONS   |                        | 1000          |   |
| TOTAL POPULATION SERVED BY SOURCE WATER SYSTEM - - - - - |                 |              |              |        |                        | 221345        |   |
| CHERAW   | 1310001         | CHESTERFIELD | Acid         | ADJ    | 07/53                  | 7050          | 0.8                                       |
| TOTAL POPULATION SERVED BY SOURCE WATER SYSTEM - - - - - |                 |              |              |        |                        | 7050          |   |
| CHESTER METRO  | 1220002         | CHESTER      | NaSiF6       | ADJ    | 10/62                  | 18200         | 0.8                                       |
| MITFORD DIST   | 1220001         | CHESTER      |              | CONS   |                        | 1260          |   |
| TOTAL POPULATION SERVED BY SOURCE WATER SYSTEM - - - - - |                 |              |              |        |                        | 19460         |   |
| CHESTERFIELD   | 1310002         | CHESTERFIELD | NaSiF6       | ADJ    | 01/60                  | 2475          | 0.8                                       |
| TOTAL POPULATION SERVED BY SOURCE WATER SYSTEM - - - - - |                 |              |              |        |                        | 2475          |   |
| CLEMSON UNIVERSITY                                       | 3910006         | PICKENS      | NaSiF6       | ADJ    | 02/61                  | 13000         | 0.8                                       |
| TOTAL POPULATION SERVED BY SOURCE WATER SYSTEM - - - - - |                 |              |              |        |                        | 13000         |   |
| CLINTON  | 3010002         | LAURENS      | NaSiF6       | ADJ    | 04/65                  | 11528         | 0.8                                       |
| TOTAL POPULATION SERVED BY SOURCE WATER SYSTEM - - - - - |                 |              |              |        |                        | 11528         |   |
| CLINTON MILLS  | 3040001         | LAURENS      |              | ADJ    | 12/85                  | 2086          | 0.8                                       |
| TOTAL POPULATION SERVED BY SOURCE WATER SYSTEM - - - - - |                 |              |              |        |                        | 2086          |   |
| CLOVERLEAF MHP   | 1860008         | DORCHESTER   |              | NATL   |                        | 118           | 1.4                                       |
| TOTAL POPULATION SERVED BY SOURCE WATER SYSTEM - - - - - |                 |              |              |        |                        | 118           |   |

POPULATION SERVED FLUORIDATED DRINKING WATER BY SOURCE SYSTEM,  
CONSECUTIVE SYSTEM, AND COUNTY WITHIN STATE (AS OF 12/31/85)

# SOUTH CAROLINA

| WATER SYSTEM and<br>CONSECUTIVE SYSTEMS SERVED           | EPA<br>ID<br>NO | COUNTY     | CHEM<br>USED | STATUS | FLUOR<br>START<br>DATE | POP<br>SERVED | NATURAL SYSTEMS<br>NAT<br>LEVEL | OPT<br>LEVEL |
|--|-----------------|------------|--------------|--------|------------------------|---------------|---------------------------------|--------------|
| COLUMBIA   | 4010001         | RICHLAND   | NaSiF6       | ADJ    | 07/67                  | 248650        |                                 | 0.8          |
| FOREST ACRES   | 4010006         | RICHLAND   |              | CONS   |                        | 6082          |                                 |              |
| SHARPE RD MHP  | 4060030         | SUMTER     |              | CONS   |                        | 75            |                                 |              |
| TOTAL POPULATION SERVED BY SOURCE WATER SYSTEM - - - - - |                 |            |              |        |                        | 254807        |                                 |              |
| CONIFER HALL SD  | 0850003         | BERKELEY   |              | NATL   |                        | 927           | 1.0                             |              |
| TOTAL POPULATION SERVED BY SOURCE WATER SYSTEM - - - - - |                 |            |              |        |                        | 927           |                                 |              |
| CONWAY   | 2610008         | HORRY      |              | NATL   |                        | 13970         | 2.2                             |              |
| TOTAL POPULATION SERVED BY SOURCE WATER SYSTEM - - - - - |                 |            |              |        |                        | 13970         |                                 |              |
| CONWAY RURAL   | 2620001         | HORRY      |              | NATL   |                        | 2697          | 3.4                             |              |
| TOTAL POPULATION SERVED BY SOURCE WATER SYSTEM - - - - - |                 |            |              |        |                        | 2697          |                                 |              |
| COTTAGEVILLE DAY CAR                                     | 1570111         | COLLETON   |              | NATL   |                        | 26            | 1.6                             |              |
| TOTAL POPULATION SERVED BY SOURCE WATER SYSTEM - - - - - |                 |            |              |        |                        | 26            |                                 |              |
| COTTAGEVILLE ELEM  | 1570100         | COLLETON   |              | NATL   |                        | 26            | 1.4                             |              |
| TOTAL POPULATION SERVED BY SOURCE WATER SYSTEM - - - - - |                 |            |              |        |                        | 26            |                                 |              |
| CROSBYS MHP  | 1560006         | COLLETON   |              | NATL   |                        | 75            | 1.5                             |              |
| TOTAL POPULATION SERVED BY SOURCE WATER SYSTEM - - - - - |                 |            |              |        |                        | 75            |                                 |              |
| CWS-I-20   | 3250012         | LEXINGTON  |              | NATL   |                        | 2882          | 0.7                             |              |
| TOTAL POPULATION SERVED BY SOURCE WATER SYSTEM - - - - - |                 |            |              |        |                        | 2882          |                                 |              |
| DARLINGTON   | 1610001         | DARLINGTON | NaF          | ADJ    | 02/58                  | 10850         |                                 | 0.8          |
| TOTAL POPULATION SERVED BY SOURCE WATER SYSTEM - - - - - |                 |            |              |        |                        | 10850         |                                 |              |
| DARLINGTON CO WTR  | 1620001         | DARLINGTON | NaSiF6       | ADJ    | 01/85                  | 21390         |                                 | 0.8          |
| TOTAL POPULATION SERVED BY SOURCE WATER SYSTEM - - - - - |                 |            |              |        |                        | 21390         |                                 |              |
| DEBORDIEU COLONY   | 2500004         | GEORGETOWN |              | NATL   |                        | 595           | 1.3                             |              |
| TOTAL POPULATION SERVED BY SOURCE WATER SYSTEM - - - - - |                 |            |              |        |                        | 595           |                                 |              |
| DEEP CREEK SCHOOL  | 2270106         | GEORGETOWN |              | NATL   |                        | 462           | 2.3                             |              |
| TOTAL POPULATION SERVED BY SOURCE WATER SYSTEM - - - - - |                 |            |              |        |                        | 462           |                                 |              |

POPULATION SERVED FLUORIDATED DRINKING WATER BY SOURCE SYSTEM,  
CONSECUTIVE SYSTEM, AND COUNTY WITHIN STATE (AS OF 12/31/85)

## SOUTH CAROLINA

| WATER SYSTEM and<br>CONSECUTIVE SYSTEMS SERVED           | EPA<br>ID<br>NO | COUNTY    | CHEM<br>USED | STATUS | FLUOR<br>START<br>DATE | POP<br>SERVED | NATURAL SYSTEMS<br>NAT OPT<br>LEVEL LEVEL |
|--|-----------------|-----------|--------------|--------|------------------------|---------------|---|
| DENMARK  | 0510002         | BAMBERG   | NaF          | ADJ    | 01/84                  | 4783          | 0.8                                       |
| TOTAL POPULATION SERVED BY SOURCE WATER SYSTEM - - - - - |                 |           |              |        |                        | 4783          |   |
| DILLON   | 1710001         | DILLON    | NaF          | ADJ    | 02/66                  | 11550         | 0.8                                       |
| TOTAL POPULATION SERVED BY SOURCE WATER SYSTEM - - - - - |                 |           |              |        |                        | 11550         |   |
| EASLEY CENTRAL 1   | 3920001         | PICKENS   | NaSiF6       | ADJ    | 08/79                  | 2530          | 0.8                                       |
| CENTRAL  | 3910005         | PICKENS   |              | CONS   |                        | 2600          |   |
| HIGHWAY 88 WD  | 0420004         | ANDERSON  |              | CONS   |                        | 1895          |   |
| TOTAL POPULATION SERVED BY SOURCE WATER SYSTEM - - - - - |                 |           |              |        |                        | 7025          |   |
| EASLEY COMBINED UTILITIES                                | 3910002         | PICKENS   | Acid         | ADJ    | 09/67                  | 22487         | 0.8                                       |
| DAUCUSVILLE CEDARROCK                                    | 3920008         | PICKENS   |              | CONS   |                        | 4068          |   |
| EASLEY CENTAL 2  | 3920007         | PICKENS   |              | CONS   |                        | 2296          |   |
| SALLUDA-POWDERSVILLE                                     | 0420002         | PICKENS   |              | CONS   |                        | 13736         |   |
| SOUTHSIDE WD 1   | 3920006         | PICKENS   |              | CONS   |                        | 2377          |   |
| TOTAL POPULATION SERVED BY SOURCE WATER SYSTEM - - - - - |                 |           |              |        |                        | 44964         |   |
| EDGEBROOK TR PK  | 0860022         | BERKELEY  |              | NATL   |                        | 56            | 3.1                                       |
| TOTAL POPULATION SERVED BY SOURCE WATER SYSTEM - - - - - |                 |           |              |        |                        | 56            |   |
| EDGEFIELD AUTH   | 1920001         | EDGEFIELD | NaSiF6       | ADJ    | 12/80                  | 14843         | 0.8                                       |
| TOTAL POPULATION SERVED BY SOURCE WATER SYSTEM - - - - - |                 |           |              |        |                        | 14843         |   |
| EDISTO BEACH WAT CO                                      | 1510006         | COLLETON  |              | NATL   |                        | 3177          | 2.6                                       |
| TOTAL POPULATION SERVED BY SOURCE WATER SYSTEM - - - - - |                 |           |              |        |                        | 3177          |   |
| ENTERPRISE MHP   | 2660041         | HORRY     |              | NATL   |                        | 66            | 3.2                                       |
| TOTAL POPULATION SERVED BY SOURCE WATER SYSTEM - - - - - |                 |           |              |        |                        | 66            |   |
| FLORENCE   | 2110001         | FLORENCE  | NaSiF6       | ADJ    | 01/68                  | 54000         | 0.8                                       |
| FLORENCE RURAL   | 2120001         | FLORENCE  |              | CONS   |                        | 2475          |   |
| TOTAL POPULATION SERVED BY SOURCE WATER SYSTEM - - - - - |                 |           |              |        |                        | 56475         |   |
| FOREST ACRES MH  | 2660016         | HORRY     |              | NATL   |                        | 49            | 4.9                                       |
| TOTAL POPULATION SERVED BY SOURCE WATER SYSTEM - - - - - |                 |           |              |        |                        | 49            |   |

POPULATION SERVED FLUORIDATED DRINKING WATER BY SOURCE SYSTEM,  
CONSECUTIVE SYSTEM, AND COUNTY WITHIN STATE (AS OF 12/31/85)

**SOUTH CAROLINA**

| WATER SYSTEM and<br>CONSECUTIVE SYSTEMS SERVED           | EPA<br>ID<br>NO | COUNTY       | CHEM<br>USED | STATUS | FLUOR<br>START<br>DATE | POP<br>SERVED | NATURAL SYSTEMS<br>NAT<br>LEVEL | OPT<br>LEVEL |
|--|-----------------|--------------|--------------|--------|------------------------|---------------|---------------------------------|--------------|
| FORT JACKSON   | 4010501         | RICHLAND     | NaSiF6       | ADJ    | 05/60                  | 25000         |                                 | 0.8          |
| TOTAL POPULATION SERVED BY SOURCE WATER SYSTEM - - - - - |                 |              |              |        |                        | 25000         |                                 |              |
| FURMAN   | 2510007         | HAMPTON      |              | NATL   |                        | 200           | 0.9                             |              |
| TOTAL POPULATION SERVED BY SOURCE WATER SYSTEM - - - - - |                 |              |              |        |                        | 200           |                                 |              |
| G S BAPTIST SCH  | 2670107         | HORRY        |              | NATL   |                        | 250           | 4.0                             |              |
| TOTAL POPULATION SERVED BY SOURCE WATER SYSTEM - - - - - |                 |              |              |        |                        | 250           |                                 |              |
| G S FLOYDS ELEM  | 2670106         | HORRY        |              | NATL   |                        | 410           | 0.8                             |              |
| TOTAL POPULATION SERVED BY SOURCE WATER SYSTEM - - - - - |                 |              |              |        |                        | 410           |                                 |              |
| G S FLOYDS MID   | 2670105         | HORRY        |              | NATL   |                        | 500           | 1.2                             |              |
| TOTAL POPULATION SERVED BY SOURCE WATER SYSTEM - - - - - |                 |              |              |        |                        | 500           |                                 |              |
| GAFFNEY  | 1110001         | CHEROKEE     | Acid         | ADJ    | 02/64                  | 15283         |                                 | 0.8          |
| DRAYTONVILLE   | 1120003         | CHEROKEE     |              | CONS   |                        | 2499          |                                 |              |
| GOUCHER DIST   | 1120004         | CHEROKEE     |              | CONS   |                        | 1021          |                                 |              |
| GRASSY POND  | 1120002         | CHEROKEE     |              | CONS   |                        | 2277          |                                 |              |
| DANIEL MORGAN  | 1120001         | CHEROKEE     |              | CONS   |                        | 1305          |                                 |              |
| TOTAL POPULATION SERVED BY SOURCE WATER SYSTEM - - - - - |                 |              |              |        |                        | 22385         |                                 |              |
| GEORGETOWN   | 2210001         | GEORGETOWN   |              | NATL   |                        | 13150         | 0.8                             |              |
| TOTAL POPULATION SERVED BY SOURCE WATER SYSTEM - - - - - |                 |              |              |        |                        | 13150         |                                 |              |
| GEORGETOWN RURAL   | 2220001         | GEORGETOWN   |              | NATL   |                        | 5181          | 0.8                             |              |
| WEDGEFIELD PLAN  | 2220006         | GEORGETOWN   |              | CONS   |                        | 595           |                                 |              |
| TOTAL POPULATION SERVED BY SOURCE WATER SYSTEM - - - - - |                 |              |              |        |                        | 5776          |                                 |              |
| GIVHANS ELEM   | 1870100         | DORCHESTER   |              | NATL   |                        | 364           | 0.8                             |              |
| TOTAL POPULATION SERVED BY SOURCE WATER SYSTEM - - - - - |                 |              |              |        |                        | 364           |                                 |              |
| GREELEYVILLE   | 4510001         | WILLIAMSBURG |              | NATL   |                        | 728           | 1.8                             |              |
| TOTAL POPULATION SERVED BY SOURCE WATER SYSTEM - - - - - |                 |              |              |        |                        | 728           |                                 |              |
| GREEN POND DAY CARE                                      | 1570113         | COLLETON     |              | NATL   |                        | 28            | 1.3                             |              |
| TOTAL POPULATION SERVED BY SOURCE WATER SYSTEM - - - - - |                 |              |              |        |                        | 28            |                                 |              |

POPULATION SERVED FLUORIDATED DRINKING WATER BY SOURCE SYSTEM,  
CONSECUTIVE SYSTEM, AND COUNTY WITHIN STATE (AS OF 12/31/85)

# SOUTH CAROLINA

| WATER SYSTEM and<br>CONSECUTIVE SYSTEMS SERVED           | EPA<br>ID<br>NO | COUNTY       | CHEM<br>USED | STATUS | FLUOR<br>START<br>DATE | POP<br>SERVED | NATURAL SYSTEMS<br>NAT<br>LEVEL | OPT<br>LEVEL |
|--|-----------------|--------------|--------------|--------|------------------------|---------------|---------------------------------|--------------|
| GREENVILLE   | 2310001         | GREENVILLE   | Acid         | ADJ    | 06/73                  | 268737        |                                 | 0.8          |
| CITY VIEW WD   | 2320002         | GREENVILLE   |              | CONS   |                        | 1730          |                                 |              |
| MARIETTA WS  | 2320004         | GREENVILLE   |              | CONS   |                        | 2240          |                                 |              |
| SLATER WD  | 2320010         | GREENVILLE   |              | CONS   |                        | 460           |                                 |              |
| TOTAL POPULATION SERVED BY SOURCE WATER SYSTEM - - - - - |                 |              |              |        |                        | 273167        |                                 |              |
| GREENWOOD  | 2410001         | GREENWOOD    | Acid         | ADJ    | 12/84                  | 39200         |                                 | 0.8          |
| NINETY-SIX   | 2410002         | GREENWOOD    |              | CONS   |                        | 2780          |                                 |              |
| TOTAL POPULATION SERVED BY SOURCE WATER SYSTEM - - - - - |                 |              |              |        |                        | 41980         |                                 |              |
| GREER  | 2310005         | GREENVILLE   | Acid         | ADJ    | 10/67                  | 25000         |                                 | 0.8          |
| BLUE RIDGE WD  | 2320003         | GREENVILLE   |              | CONS   |                        | 10276         |                                 |              |
| N GREENVILLE JR COLL                                     | 2370115         | GREENVILLE   |              | CONS   |                        | 450           |                                 |              |
| TOTAL POPULATION SERVED BY SOURCE WATER SYSTEM - - - - - |                 |              |              |        |                        | 35726         |                                 |              |
| GWSA GARDEN CITY   | 2620004         | HORRY        |              | NATL   |                        | 31668         | 4.1                             |              |
| VEREEN TP GWSA   | 2660009         | HORRY        |              | CONS   |                        | 856           |                                 |              |
| TOTAL POPULATION SERVED BY SOURCE WATER SYSTEM - - - - - |                 |              |              |        |                        | 32524         |                                 |              |
| H TIMROD ELEM  | 2170118         | FLORENCE     |              | NATL   |                        | 486           | 1.0                             |              |
| TOTAL POPULATION SERVED BY SOURCE WATER SYSTEM - - - - - |                 |              |              |        |                        | 486           |                                 |              |
| HANNAH ELEM SCHOOL                                       | 2170115         | FLORENCE     |              | NATL   |                        | 224           | 1.3                             |              |
| TOTAL POPULATION SERVED BY SOURCE WATER SYSTEM - - - - - |                 |              |              |        |                        | 224           |                                 |              |
| HANNAH PAMPLICO  | 2170114         | FLORENCE     |              | NATL   |                        | 435           | 0.7                             |              |
| TOTAL POPULATION SERVED BY SOURCE WATER SYSTEM - - - - - |                 |              |              |        |                        | 435           |                                 |              |
| HARTSVILLE   | 1610003         | DARLINGTON   | NaF          | ADJ    | 10/51                  | 12822         |                                 | 0.8          |
| TOTAL POPULATION SERVED BY SOURCE WATER SYSTEM - - - - - |                 |              |              |        |                        | 12822         |                                 |              |
| HEMINGWAY  | 4510004         | WILLIAMSBURG |              | NATL   |                        | 1400          | 2.4                             |              |
| TOTAL POPULATION SERVED BY SOURCE WATER SYSTEM - - - - - |                 |              |              |        |                        | 1400          |                                 |              |
| HHTU1 BLUE HERON   | 0750006         | BEAUFORT     |              | NATL   |                        | 182           | 0.7                             |              |
| TOTAL POPULATION SERVED BY SOURCE WATER SYSTEM - - - - - |                 |              |              |        |                        | 182           |                                 |              |

POPULATION SERVED FLUORIDATED DRINKING WATER BY SOURCE SYSTEM,  
CONSECUTIVE SYSTEM, AND COUNTY WITHIN STATE (AS OF 12/31/85)

## SOUTH CAROLINA

| WATER SYSTEM and<br>CONSECUTIVE SYSTEMS SERVED           | EPA<br>ID<br>NO | COUNTY       | CHEM<br>USED | STATUS | FLUOR<br>START<br>DATE | POP<br>SERVED | NATURAL SYSTEMS<br>NAT OPT<br>LEVEL LEVEL |
|--|-----------------|--------------|--------------|--------|------------------------|---------------|---|
| HIGH HILLS WTR   | 4320003         | SUMTER       | NaF          | ADJ    | 08/82                  | 3100          | 0.8                                       |
| SHAROLYN HEIGHT  | 4350009         | SUMTER       |              | CONS   |                        | 37            |   |
| TOTAL POPULATION SERVED BY SOURCE WATER SYSTEM - - - - - |                 |              |              |        |                        | 3137          |   |
| HOLLYWOOD HILLS  | 4050010         | RICHLAND     |              | NATL   |                        | 1180          | 0.8                                       |
| TOTAL POPULATION SERVED BY SOURCE WATER SYSTEM - - - - - |                 |              |              |        |                        | 1180          |   |
| HUTSON TR PK   | 0860039         | BERKELEY     |              | NATL   |                        | 12498         | 2.1                                       |
| TOTAL POPULATION SERVED BY SOURCE WATER SYSTEM - - - - - |                 |              |              |        |                        | 12498         |   |
| ISLE OF PALMS  | 1010004         | CHARLESTON   |              | NATL   |                        | 4953          | 5.9                                       |
| TOTAL POPULATION SERVED BY SOURCE WATER SYSTEM - - - - - |                 |              |              |        |                        | 4953          |   |
| IVENIA BROWN ELEM  | 1570109         | COLLETON     |              | NATL   |                        | 295           | 0.9                                       |
| TOTAL POPULATION SERVED BY SOURCE WATER SYSTEM - - - - - |                 |              |              |        |                        | 295           |   |
| J DRIGGERS T P   | 0860044         | BERKELEY     |              | NATL   |                        | 10            | 0.1                                       |
| TOTAL POPULATION SERVED BY SOURCE WATER SYSTEM - - - - - |                 |              |              |        |                        | 10            |   |
| J F CLEMONS  | 0860023         | BERKELEY     |              | NATL   |                        | 122           | 3.7                                       |
| TOTAL POPULATION SERVED BY SOURCE WATER SYSTEM - - - - - |                 |              |              |        |                        | 122           |   |
| JACK AND JILL NURSERY                                    | 2670123         | HORRY        |              | NATL   |                        | 25            | 1.6                                       |
| TOTAL POPULATION SERVED BY SOURCE WATER SYSTEM - - - - - |                 |              |              |        |                        | 25            |   |
| JAMESTOWN  | 0810003         | BERKELEY     |              | NATL   |                        | 192           | 1.7                                       |
| TOTAL POPULATION SERVED BY SOURCE WATER SYSTEM - - - - - |                 |              |              |        |                        | 192           |   |
| JEFFERSON  | 1310005         | CHESTERFIELD | NaSiF6       | ADJ    | 06/78                  | 975           | 0.8                                       |
| TOTAL POPULATION SERVED BY SOURCE WATER SYSTEM - - - - - |                 |              |              |        |                        | 975           |   |
| JENKINSVILLE   | 2020001         | FAIRFIELD    |              | NATL   |                        | 900           | 1.1                                       |
| TOTAL POPULATION SERVED BY SOURCE WATER SYSTEM - - - - - |                 |              |              |        |                        | 900           |   |
| JOHNSONVILLE   | 2110011         | FLORENCE     |              | NATL   |                        | 3300          | 1.7                                       |
| TOTAL POPULATION SERVED BY SOURCE WATER SYSTEM - - - - - |                 |              |              |        |                        | 3300          |   |

POPULATION SERVED FLUORIDATED DRINKING WATER BY SOURCE SYSTEM,  
CONSECUTIVE SYSTEM, AND COUNTY WITHIN STATE (AS OF 12/31/85)

## SOUTH CAROLINA

| WATER SYSTEM and<br>CONSECUTIVE SYSTEMS SERVED           | EPA<br>ID<br>NO | COUNTY       | CHEM<br>USED | STATUS | FLUOR<br>START<br>DATE | POP<br>SERVED | NATURAL SYSTEMS<br>NAT<br>LEVEL | OPT<br>LEVEL |
|--|-----------------|--------------|--------------|--------|------------------------|---------------|---------------------------------|--------------|
| KELLY MILLER   | 2070105         | FAIRFIELD    |              | NATL   |                        | 375           | 1.2                             |              |
| TOTAL POPULATION SERVED BY SOURCE WATER SYSTEM - - - - - |                 |              |              |        |                        | 375           |                                 |              |
| KERSHAW CITY   | 2910003         | LANCASTER    | NaSiF6       | ADJ    | 05/58                  | 2400          |                                 | 0.8          |
| TOTAL POPULATION SERVED BY SOURCE WATER SYSTEM - - - - - |                 |              |              |        |                        | 2400          |                                 |              |
| KERSHAW SPRNS  | 2910004         | LANCASTER    |              | ADJ    |                        | 476           |                                 | 0.8          |
| TOTAL POPULATION SERVED BY SOURCE WATER SYSTEM - - - - - |                 |              |              |        |                        | 476           |                                 |              |
| KINGSTREE  | 4510002         | WILLIAMSBURG |              | NATL   |                        | 8656          | 2.2                             |              |
| TOTAL POPULATION SERVED BY SOURCE WATER SYSTEM - - - - - |                 |              |              |        |                        | 8656          |                                 |              |
| KNIGHTSVILLE   | 1820001         | DORCHESTER   |              | NATL   |                        | 944           | 2.4                             |              |
| TOTAL POPULATION SERVED BY SOURCE WATER SYSTEM - - - - - |                 |              |              |        |                        | 944           |                                 |              |
| KNIGHTSVILLE   | 1870106         | DORCHESTER   |              | NATL   |                        | 827           | 2.8                             |              |
| TOTAL POPULATION SERVED BY SOURCE WATER SYSTEM - - - - - |                 |              |              |        |                        | 827           |                                 |              |
| LAKWOOD MHP  | 3260100         | LEXINGTON    |              | NATL   |                        | 125           | 0.7                             |              |
| TOTAL POPULATION SERVED BY SOURCE WATER SYSTEM - - - - - |                 |              |              |        |                        | 125           |                                 |              |
| LAKWOOD SCH  | 2670117         | HORRY        |              | NATL   |                        | 1035          | 4.8                             |              |
| TOTAL POPULATION SERVED BY SOURCE WATER SYSTEM - - - - - |                 |              |              |        |                        | 1035          |                                 |              |
| LANCASTER  | 2910001         | LANCASTER    | NaSiF6       | ADJ    | 06/53                  | 21000         |                                 | 0.8          |
| TOTAL POPULATION SERVED BY SOURCE WATER SYSTEM - - - - - |                 |              |              |        |                        | 21000         |                                 |              |
| LANCASTER CO WAT & SEW                                   | 2920001         | LANCASTER    | NaSiF6       | ADJ    | 10/83                  | 21167         |                                 | 0.8          |
| HEATH SPRINGS  | 2910002         | LANCASTER    |              | CONS   |                        | 900           |                                 |              |
| TOTAL POPULATION SERVED BY SOURCE WATER SYSTEM - - - - - |                 |              |              |        |                        | 22067         |                                 |              |
| LANDRUM  | 4210003         | SPARTANBURG  | NaSiF6       | ADJ    | 02/82                  | 3343          |                                 | 0.8          |
| TOTAL POPULATION SERVED BY SOURCE WATER SYSTEM - - - - - |                 |              |              |        |                        | 3343          |                                 |              |
| LANE   | 4510005         | WILLIAMSBURG |              | NATL   |                        | 428           | 1.7                             |              |
| TOTAL POPULATION SERVED BY SOURCE WATER SYSTEM - - - - - |                 |              |              |        |                        | 428           |                                 |              |

POPULATION SERVED FLUORIDATED DRINKING WATER BY SOURCE SYSTEM,  
CONSECUTIVE SYSTEM, AND COUNTY WITHIN STATE (AS OF 12/31/85)

**SOUTH CAROLINA**

| WATER SYSTEM and<br>CONSECUTIVE SYSTEMS SERVED           | EPA<br>ID<br>NO | COUNTY    | CHEM<br>USED | STATUS | FLUOR<br>START<br>DATE | POP<br>SERVED | NATURAL SYSTEMS<br>NAT<br>LEVEL | OPT<br>LEVEL |
|--|-----------------|-----------|--------------|--------|------------------------|---------------|---------------------------------|--------------|
| LATTA  | 1710002         | DILLON    | NaF          | ADJ    | 08/85                  | 3366          |                                 | 0.8          |
| TOTAL POPULATION SERVED BY SOURCE WATER SYSTEM - - - - - |                 |           |              |        |                        | 3366          |                                 |              |
| LAURENS  | 3010001         | LAURENS   | NaSiF6       | ADJ    | 10/76                  | 15950         |                                 | 0.8          |
| RABON CREEK WD   | 3020001         | LAURENS   |              | CONS   |                        | 13842         |                                 |              |
| TOTAL POPULATION SERVED BY SOURCE WATER SYSTEM - - - - - |                 |           |              |        |                        | 29792         |                                 |              |
| LCCA HEAD START  | 1570115         | COLLETON  |              | NATL   |                        | 100           | 1.6                             |              |
| TOTAL POPULATION SERVED BY SOURCE WATER SYSTEM - - - - - |                 |           |              |        |                        | 100           |                                 |              |
| LEXINGTON  | 3210001         | LEXINGTON | NaSiF6       | ADJ    | 02/74                  | 5229          |                                 | 0.8          |
| TOTAL POPULATION SERVED BY SOURCE WATER SYSTEM - - - - - |                 |           |              |        |                        | 5229          |                                 |              |
| LIBERTY  | 3910003         | PICKENS   | NaSiF6       | ADJ    | 12/71                  | 3730          |                                 | 0.8          |
| SOUTHSIDE WD 2   | 3920010         | PICKENS   |              | CONS   |                        | 1786          |                                 |              |
| TOTAL POPULATION SERVED BY SOURCE WATER SYSTEM - - - - - |                 |           |              |        |                        | 5516          |                                 |              |
| LITTLE RIVER   | 2620002         | HORRY     |              | NATL   |                        | 3851          | 2.3                             |              |
| TOTAL POPULATION SERVED BY SOURCE WATER SYSTEM - - - - - |                 |           |              |        |                        | 3851          |                                 |              |
| LOBECO HEAD START  | 0770110         | BEAUFORT  |              | NATL   |                        | 37            | 1.1                             |              |
| TOTAL POPULATION SERVED BY SOURCE WATER SYSTEM - - - - - |                 |           |              |        |                        | 37            |                                 |              |
| LONG COVE CLUB   | 0750022         | BEAUFORT  |              | NATL   |                        | 196           | 0.7                             |              |
| TOTAL POPULATION SERVED BY SOURCE WATER SYSTEM - - - - - |                 |           |              |        |                        | 196           |                                 |              |
| LONGS SYSTEM   | 2620008         | HORRY     |              | NATL   |                        | 216           | 3.0                             |              |
| TOTAL POPULATION SERVED BY SOURCE WATER SYSTEM - - - - - |                 |           |              |        |                        | 216           |                                 |              |
| LORIS  | 2610010         | HORRY     |              | NATL   |                        | 2540          | 2.8                             |              |
| TOTAL POPULATION SERVED BY SOURCE WATER SYSTEM - - - - - |                 |           |              |        |                        | 2540          |                                 |              |
| LUGOFF WATER DIST  | 2820001         | KERSHAW   | NaSiF6       | ADJ    | 07/81                  | 3750          |                                 | 0.8          |
| TOTAL POPULATION SERVED BY SOURCE WATER SYSTEM - - - - - |                 |           |              |        |                        | 3750          |                                 |              |
| M WILLIAMSON MHP   | 2660036         | HORRY     |              | NATL   |                        | 84            | 3.0                             |              |
| TOTAL POPULATION SERVED BY SOURCE WATER SYSTEM - - - - - |                 |           |              |        |                        | 84            |                                 |              |



POPULATION SERVED FLUORIDATED DRINKING WATER BY SOURCE SYSTEM,  
CONSECUTIVE SYSTEM, AND COUNTY WITHIN STATE (AS OF 12/31/85)

## SOUTH CAROLINA

| WATER SYSTEM and<br>CONSECUTIVE SYSTEMS SERVED           | EPA<br>ID<br>NO | COUNTY      | CHEM<br>USED | STATUS | FLUOR<br>START<br>DATE | POP<br>SERVED | NATURAL SYSTEMS<br>NAT<br>LEVEL | OPT<br>LEVEL |
|--|-----------------|-------------|--------------|--------|------------------------|---------------|---------------------------------|--------------|
| MARION   | 3310001         | MARION      | NaF          | ADJ    | 07/57                  | 10720         |                                 | 0.8          |
| TOTAL POPULATION SERVED BY SOURCE WATER SYSTEM - - - - - |                 |             |              |        |                        | 10720         |                                 |              |
| MARION RURAL   | 3320001         | MARION      |              | NATL   |                        | 6400          | 1.2                             |              |
| TOTAL POPULATION SERVED BY SOURCE WATER SYSTEM - - - - - |                 |             |              |        |                        | 6400          |                                 |              |
| MCATTER MHP  | 2960002         | LANCASTER   |              | NATL   |                        | 60            | 0.7                             |              |
| TOTAL POPULATION SERVED BY SOURCE WATER SYSTEM - - - - - |                 |             |              |        |                        | 60            |                                 |              |
| MCCORMICK  | 3510001         | MCCORMICK   | NaSiF6       | ADJ    | 12/77                  | 2300          |                                 | 0.8          |
| MCCORMICK W&SA   | 3520002         | MCCORMICK   |              | CONS   |                        | 3459          |                                 |              |
| TOTAL POPULATION SERVED BY SOURCE WATER SYSTEM - - - - - |                 |             |              |        |                        | 5759          |                                 |              |
| METRO SUBDIST B  | 4220003         | SPARTANBURG | NaF          | ADJ    | 02/85                  | 2625          |                                 | 0.8          |
| TOTAL POPULATION SERVED BY SOURCE WATER SYSTEM - - - - - |                 |             |              |        |                        | 2625          |                                 |              |
| MILEY  | 2550001         | HAMPTON     |              | NATL   |                        | 48            | 0.7                             |              |
| TOTAL POPULATION SERVED BY SOURCE WATER SYSTEM - - - - - |                 |             |              |        |                        | 48            |                                 |              |
| MINNIE HUGHES  | 1070124         | CHARLESTON  |              | NATL   |                        | 350           | 2.1                             |              |
| TOTAL POPULATION SERVED BY SOURCE WATER SYSTEM - - - - - |                 |             |              |        |                        | 350           |                                 |              |
| MIRACLE ACRES  | 2660042         | HORRY       |              | NATL   |                        | 87            | 3.6                             |              |
| TOTAL POPULATION SERVED BY SOURCE WATER SYSTEM - - - - - |                 |             |              |        |                        | 87            |                                 |              |
| MONCK'S CORNER   | 0810001         | BERKELEY    |              | NATL   |                        | 6000          | 0.8                             |              |
| TOTAL POPULATION SERVED BY SOURCE WATER SYSTEM - - - - - |                 |             |              |        |                        | 6000          |                                 |              |
| MONETTA  | 0210008         | AIKEN       |              | NATL   |                        | 845           | 0.8                             |              |
| TOTAL POPULATION SERVED BY SOURCE WATER SYSTEM - - - - - |                 |             |              |        |                        | 845           |                                 |              |
| MT PLEASANT  | 1010002         | CHARLESTON  |              | NATL   |                        | 28370         | 2.4                             |              |
| BULLS BAY WD   | 1020004         | CHARLESTON  |              | CONS   |                        | 3721          |                                 |              |
| TOTAL POPULATION SERVED BY SOURCE WATER SYSTEM - - - - - |                 |             |              |        |                        | 32091         |                                 |              |
| MURRELLS INLET   | 2220009         | GEORGETOWN  |              | NATL   |                        | 4606          | 5.0                             |              |
| TOTAL POPULATION SERVED BY SOURCE WATER SYSTEM - - - - - |                 |             |              |        |                        | 4606          |                                 |              |

POPULATION SERVED FLUORIDATED DRINKING WATER BY SOURCE SYSTEM,  
CONSECUTIVE SYSTEM, AND COUNTY WITHIN STATE (AS OF 12/31/85)

# SOUTH CAROLINA

| WATER SYSTEM and<br>CONSECUTIVE SYSTEMS SERVED           | EPA<br>ID<br>NO | COUNTY     | CHEM<br>USED | STATUS | FLUOR<br>START<br>DATE | POP<br>SERVED | NATURAL SYSTEMS<br>NAT<br>LEVEL | OPT<br>LEVEL |
|--|-----------------|------------|--------------|--------|------------------------|---------------|---------------------------------|--------------|
| MYRTLE BEACH   | 2610001         | HORRY      |              | NATL   |                        | 25598         | 4.2                             |              |
| TOTAL POPULATION SERVED BY SOURCE WATER SYSTEM - - - - - |                 |            |              |        |                        | 25598         |                                 |              |
| MYRTLE BEACH AFB   | 2610500         | HORRY      |              | NATL   |                        | 3161          | 2.8                             |              |
| TOTAL POPULATION SERVED BY SOURCE WATER SYSTEM - - - - - |                 |            |              |        |                        | 3161          |                                 |              |
| NEWBERRY   | 3610001         | NEWBERRY   | NaSiF6       | ADJ    | 03/79                  | 15056         |                                 | 0.8          |
| NEWBERRY CO W&S  | 3620002         | NEWBERRY   |              | CONS   |                        | 5000          |                                 |              |
| SALUDA   | 4110001         | NEWBERRY   |              | CONS   |                        | 3582          |                                 |              |
| SILVERSTREET   | 3620001         | NEWBERRY   |              | CONS   |                        | 1180          |                                 |              |
| TOTAL POPULATION SERVED BY SOURCE WATER SYSTEM - - - - - |                 |            |              |        |                        | 24818         |                                 |              |
| NEYLES DAY CARE  | 1570112         | COLLETON   |              | NATL   |                        | 30            | 1.4                             |              |
| TOTAL POPULATION SERVED BY SOURCE WATER SYSTEM - - - - - |                 |            |              |        |                        | 30            |                                 |              |
| NICHOLS  | 3310003         | MARION     |              | NATL   |                        | 750           | 0.8                             |              |
| TOTAL POPULATION SERVED BY SOURCE WATER SYSTEM - - - - - |                 |            |              |        |                        | 750           |                                 |              |
| NORTH AUGUSTA  | 0210003         | AIKEN      | NaSiF6       | ADJ    | 06/63                  | 21000         |                                 | 0.8          |
| TOTAL POPULATION SERVED BY SOURCE WATER SYSTEM - - - - - |                 |            |              |        |                        | 21000         |                                 |              |
| NORTH MYRTLE BEACH                                       | 2610011         | HORRY      |              | NATL   |                        | 30375         | 4.1                             |              |
| FOXFIRE VILLAGE  | 2660043         | HORRY      |              | CONS   |                        | 319           |                                 |              |
| TOTAL POPULATION SERVED BY SOURCE WATER SYSTEM - - - - - |                 |            |              |        |                        | 30694         |                                 |              |
| OAKLEY SWAMP MHP   | 2660031         | HORRY      |              | NATL   |                        | 110           | 4.4                             |              |
| TOTAL POPULATION SERVED BY SOURCE WATER SYSTEM - - - - - |                 |            |              |        |                        | 110           |                                 |              |
| OAKLEY VOC CTR   | 0870124         | BERKELEY   |              | NATL   |                        | 224           | 2.7                             |              |
| TOTAL POPULATION SERVED BY SOURCE WATER SYSTEM - - - - - |                 |            |              |        |                        | 224           |                                 |              |
| OAKWOOD ESTATE   | 0420010         | ANDERSON   |              | ADJ    |                        | 131           |                                 | 0.8          |
| TOTAL POPULATION SERVED BY SOURCE WATER SYSTEM - - - - - |                 |            |              |        |                        | 131           |                                 |              |
| ORANGEBURG   | 3810001         | ORANGEBURG | NaSiF6       | ADJ    | 09/52                  | 42160         |                                 | 0.8          |
| TOTAL POPULATION SERVED BY SOURCE WATER SYSTEM - - - - - |                 |            |              |        |                        | 42160         |                                 |              |

POPULATION SERVED FLUORIDATED DRINKING WATER BY SOURCE SYSTEM,  
CONSECUTIVE SYSTEM, AND COUNTY WITHIN STATE (AS OF 12/31/85)

## SOUTH CAROLINA

| WATER SYSTEM and<br>CONSECUTIVE SYSTEMS SERVED           | EPA<br>ID<br>NO | COUNTY       | CHEM<br>USED | STATUS | FLUOR<br>START<br>DATE | POP<br>SERVED | NATURAL SYSTEMS<br>NAT OPT<br>LEVEL LEVEL |
|--|-----------------|--------------|--------------|--------|------------------------|---------------|---|
| PAGELAND   | 1310003         | CHESTERFIELD | NaF          | ADJ    | 02/69                  | 3741          | 0.8                                       |
| CHESTERFIELD RURAL                                       | 1320003         | CHESTERFIELD |              | CONS   |                        | 6900          |   |
| TOTAL POPULATION SERVED BY SOURCE WATER SYSTEM - - - - - |                 |              |              |        |                        | 10641         |   |
| PALMETTO MHP   | 0860014         | BERKELEY     |              |        | NATL                   | 70            | 2.7                                       |
| TOTAL POPULATION SERVED BY SOURCE WATER SYSTEM - - - - - |                 |              |              |        |                        | 70            |   |
| PARKWOOD MHP   | 3260041         | LEXINGTON    |              |        | NATL                   | 230           | 1.4                                       |
| TOTAL POPULATION SERVED BY SOURCE WATER SYSTEM - - - - - |                 |              |              |        |                        | 230           |   |
| PARKWOOD SD  | 3250029         | LEXINGTON    |              |        | NATL                   | 432           | 1.2                                       |
| TOTAL POPULATION SERVED BY SOURCE WATER SYSTEM - - - - - |                 |              |              |        |                        | 432           |   |
| PAWLEYS ISLAND   | 2220010         | GEORGETOWN   |              |        | NATL                   | 19744         | 3.2                                       |
| TOTAL POPULATION SERVED BY SOURCE WATER SYSTEM - - - - - |                 |              |              |        |                        | 19744         |   |
| PELION   | 3210010         | LEXINGTON    | NaF          | ADJ    | 07/84                  | 480           | 0.8                                       |
| TOTAL POPULATION SERVED BY SOURCE WATER SYSTEM - - - - - |                 |              |              |        |                        | 480           |   |
| PENNY ROYAL  | 2220002         | GEORGETOWN   |              |        | NATL                   | 554           | 0.9                                       |
| TOTAL POPULATION SERVED BY SOURCE WATER SYSTEM - - - - - |                 |              |              |        |                        | 554           |   |
| PICKENS  | 3910001         | PICKENS      | NaSiF6       | ADJ    | 11/72                  | 9167          | 0.8                                       |
| BETHLEHEM-ROANOKE  | 3920003         | PICKENS      |              |        | CONS                   | 3100          |   |
| SIX MILE WD  | 3920002         | PICKENS      |              |        | CONS                   | 5171          |   |
| TWELVE MILE WD   | 3920011         | PICKENS      |              |        | CONS                   | 705           |   |
| TOTAL POPULATION SERVED BY SOURCE WATER SYSTEM - - - - - |                 |              |              |        |                        | 18143         |   |
| PIEDMONT RURAL   | 4220005         | SPARTANBURG  |              |        | NATL                   | 3486          | 0.9                                       |
| TOTAL POPULATION SERVED BY SOURCE WATER SYSTEM - - - - - |                 |              |              |        |                        | 3486          |   |
| PINE ACRES MHP   | 0260004         | AIKEN        |              |        | NATL                   | 70            | 0.8                                       |
| TOTAL POPULATION SERVED BY SOURCE WATER SYSTEM - - - - - |                 |              |              |        |                        | 70            |   |
| PIRATE COVE MHP  | 2660013         | HORRY        |              |        | NATL                   | 870           | 4.9                                       |
| TOTAL POPULATION SERVED BY SOURCE WATER SYSTEM - - - - - |                 |              |              |        |                        | 870           |   |

POPULATION SERVED FLUORIDATED DRINKING WATER BY SOURCE SYSTEM,  
CONSECUTIVE SYSTEM, AND COUNTY WITHIN STATE (AS OF 12/31/85)

## SOUTH CAROLINA

| WATER SYSTEM and<br>CONSECUTIVE SYSTEMS SERVED           | EPA<br>ID<br>NO | COUNTY       | CHEM<br>USED | STATUS | FLUOR<br>START<br>DATE | POP<br>SERVED | NATURAL SYSTEMS<br>NAT OPT<br>LEVEL LEVEL |
|--|-----------------|--------------|--------------|--------|------------------------|---------------|---|
| PLANTERSVILLE  | 2220004         | GEORGETOWN   |              | NATL   |                        | 1021          | 4.3                                       |
| TOTAL POPULATION SERVED BY SOURCE WATER SYSTEM - - - - - |                 |              |              |        |                        | 1021          |   |
| PLEASANT HILL HIGH                                       | 2270111         | GEORGETOWN   |              | NATL   |                        | 371           | 1.7                                       |
| TOTAL POPULATION SERVED BY SOURCE WATER SYSTEM - - - - - |                 |              |              |        |                        | 371           |   |
| PLEASANT HILL MID  | 2270103         | GEORGETOWN   |              | NATL   |                        | 429           | 2.0                                       |
| TOTAL POPULATION SERVED BY SOURCE WATER SYSTEM - - - - - |                 |              |              |        |                        | 429           |   |
| POINT LOOKOUT  | 3050007         | LAURENS      |              | NATL   |                        | 67            | 1.1                                       |
| TOTAL POPULATION SERVED BY SOURCE WATER SYSTEM - - - - - |                 |              |              |        |                        | 67            |   |
| QUINBY   | 2110002         | FLORENCE     | NaF          | ADJ    | 12/77                  | 990           | 0.8                                       |
| TOTAL POPULATION SERVED BY SOURCE WATER SYSTEM - - - - - |                 |              |              |        |                        | 990           |   |
| RED HILL SYSTEM  | 2220007         | GEORGETOWN   |              | NATL   |                        | 208           | 1.8                                       |
| TOTAL POPULATION SERVED BY SOURCE WATER SYSTEM - - - - - |                 |              |              |        |                        | 208           |   |
| ROCK BLUFF SD  | 4550001         | WILLIAMSBURG |              | NATL   |                        | 75            | 1.8                                       |
| TOTAL POPULATION SERVED BY SOURCE WATER SYSTEM - - - - - |                 |              |              |        |                        | 75            |   |
| ROCK HILL<br>RIVERVIEW SD                                | 4610002         | YORK         | NaSiF6       | ADJ    | 05/52                  | 36806         | 0.8                                       |
|  | 4650023         | YORK         |              | CONS   |                        | 560           |   |
| TOTAL POPULATION SERVED BY SOURCE WATER SYSTEM - - - - - |                 |              |              |        |                        | 37366         |   |
| ROSEHILL COMMUNITY                                       | 2220008         | GEORGETOWN   |              | NATL   |                        | 237           | 3.2                                       |
| TOTAL POPULATION SERVED BY SOURCE WATER SYSTEM - - - - - |                 |              |              |        |                        | 237           |   |
| SAMPIT SYSTEM  | 2220005         | GEORGETOWN   |              | NATL   |                        | 531           | 1.0                                       |
| TOTAL POPULATION SERVED BY SOURCE WATER SYSTEM - - - - - |                 |              |              |        |                        | 531           |   |
| SAND HILL MHP  | 0860006         | BERKELEY     |              | NATL   |                        | 60            | 2.1                                       |
| TOTAL POPULATION SERVED BY SOURCE WATER SYSTEM - - - - - |                 |              |              |        |                        | 60            |   |
| SCOTIA   | 2510008         | HAMPTON      |              | NATL   |                        | 180           | 0.8                                       |
| TOTAL POPULATION SERVED BY SOURCE WATER SYSTEM - - - - - |                 |              |              |        |                        | 180           |   |

POPULATION SERVED FLUORIDATED DRINKING WATER BY SOURCE SYSTEM,  
CONSECUTIVE SYSTEM, AND COUNTY WITHIN STATE (AS OF 12/31/85)

## SOUTH CAROLINA

| WATER SYSTEM and<br>CONSECUTIVE SYSTEMS SERVED           | EPA<br>ID<br>NO | COUNTY      | CHEM<br>USED | STATUS | FLUOR<br>START<br>DATE | POP<br>SERVED | NATURAL SYSTEMS<br>NAT<br>LEVEL | OPT<br>LEVEL |
|--|-----------------|-------------|--------------|--------|------------------------|---------------|---------------------------------|--------------|
| SEA ISLAND ADM BLG                                       | 1070109         | CHARLESTON  |              | NATL   |                        | 26            | 0.9                             |              |
| TOTAL POPULATION SERVED BY SOURCE WATER SYSTEM - - - - - |                 |             |              |        |                        | 26            |                                 |              |
| SENECA   | 3710002         | OCONEE      | Acid         | ADJ    | 10/63                  | 19524         |                                 | 0.8          |
| COURTENAY-NEWRY  | 3720002         | OCONEE      |              | CONS   |                        | 322           |                                 |              |
| KEOWEE KEY SD  | 3750023         | OCONEE      |              | CONS   |                        | 1957          |                                 |              |
| TOTAL POPULATION SERVED BY SOURCE WATER SYSTEM - - - - - |                 |             |              |        |                        | 21803         |                                 |              |
| SHANNON HIGH   | 2370101         | GREENVILLE  |              | NATL   |                        | 250           | 0.7                             |              |
| TOTAL POPULATION SERVED BY SOURCE WATER SYSTEM - - - - - |                 |             |              |        |                        | 250           |                                 |              |
| SHAW AFB RESID   | 4310501         | SUMTER      | Acid         | ADJ    | 01/58                  | 5284          |                                 | 0.8          |
| TOTAL POPULATION SERVED BY SOURCE WATER SYSTEM - - - - - |                 |             |              |        |                        | 5284          |                                 |              |
| SOCASTEE ELEM  | 2670101         | HORRY       |              | NATL   |                        | 26            | 3.6                             |              |
| TOTAL POPULATION SERVED BY SOURCE WATER SYSTEM - - - - - |                 |             |              |        |                        | 26            |                                 |              |
| SOCASTEE WS  | 2620005         | HORRY       |              | NATL   |                        | 5080          | 3.4                             |              |
| TOTAL POPULATION SERVED BY SOURCE WATER SYSTEM - - - - - |                 |             |              |        |                        | 5080          |                                 |              |
| SOUTHGATE SD   | 3250048         | LEXINGTON   |              | NATL   |                        | 653           | 0.7                             |              |
| TOTAL POPULATION SERVED BY SOURCE WATER SYSTEM - - - - - |                 |             |              |        |                        | 653           |                                 |              |
| SPARTANBURG  | 4210001         | SPARTANBURG | Acid         | ADJ    | 08/68                  | 87766         |                                 | 0.8          |
| B&B W/D CONVERSE   | 4220011         | SPARTANBURG |              | CONS   |                        | 370           |                                 |              |
| INMAN-CAMPOBELLO   | 4220002         | SPARTANBURG |              | CONS   |                        | 16299         |                                 |              |
| LIBERTY CHESNEE FNGRV                                    | 4220010         | SPARTANBURG |              | CONS   |                        | 11127         |                                 |              |
| STARTEX-JACKSON  | 4220006         | SPARTANBURG |              | CONS   |                        | 17802         |                                 |              |
| UNA WD   | 4220004         | SPARTANBURG |              | CONS   |                        | 6821          |                                 |              |
| WOODRUFF-ROEBUCK   | 4220007         | SPARTANBURG |              | CONS   |                        | 15475         |                                 |              |
| TOTAL POPULATION SERVED BY SOURCE WATER SYSTEM - - - - - |                 |             |              |        |                        | 155660        |                                 |              |
| SPRINGFIELD  | 3810009         | ORANGEBURG  | NaF          | ADJ    | 08/84                  | 1205          |                                 | 0.8          |
| TOTAL POPULATION SERVED BY SOURCE WATER SYSTEM - - - - - |                 |             |              |        |                        | 1205          |                                 |              |
| SPRINGS-FT MILL  | 4640004         | YORK        | NaSiF6       | ADJ    | 05/51                  | 26            |                                 | 0.8          |
| FORT MILL  | 4610003         | YORK        |              | CONS   |                        | 4500          |                                 |              |
| RIVERVIEW DIST   | 4620001         | LAURENS     |              | CONS   |                        | 546           |                                 |              |
| TOTAL POPULATION SERVED BY SOURCE WATER SYSTEM - - - - - |                 |             |              |        |                        | 5072          |                                 |              |

POPULATION SERVED FLUORIDATED DRINKING WATER BY SOURCE SYSTEM,  
CONSECUTIVE SYSTEM, AND COUNTY WITHIN STATE (AS OF 12/31/85)

## SOUTH CAROLINA

| WATER SYSTEM and<br>CONSECUTIVE SYSTEMS SERVED           | EPA<br>ID<br>NO | COUNTY       | CHEM<br>USED | STATUS | FLUOR<br>START<br>DATE | POP<br>SERVED | NATURAL SYSTEMS<br>NAT<br>LEVEL | OPT<br>LEVEL |
|--|-----------------|--------------|--------------|--------|------------------------|---------------|---------------------------------|--------------|
| ST MATTHEWS  | 0910001         | CALHOUN      | NaF          | ADJ    | 08/63                  | 3532          |                                 | 0.8          |
| TOTAL POPULATION SERVED BY SOURCE WATER SYSTEM - - - - - |                 |              |              |        |                        | 3532          |                                 |              |
| ST PAUL ACADEMY  | 1070101         | CHARLESTON   |              | NATL   |                        | 160           |                                 | 2.8          |
| TOTAL POPULATION SERVED BY SOURCE WATER SYSTEM - - - - - |                 |              |              |        |                        | 160           |                                 |              |
| ST PAUL PRIMARY  | 1470100         | CLARENDON    |              | NATL   |                        | 26            |                                 | 0.8          |
| TOTAL POPULATION SERVED BY SOURCE WATER SYSTEM - - - - - |                 |              |              |        |                        | 26            |                                 |              |
| ST STEPHENS  | 0810002         | BERKELEY     |              | NATL   |                        | 1800          |                                 | 1.5          |
| TOTAL POPULATION SERVED BY SOURCE WATER SYSTEM - - - - - |                 |              |              |        |                        | 1800          |                                 |              |
| STUCKEY  | 4510003         | WILLIAMSBURG |              | NATL   |                        | 211           |                                 | 1.8          |
| TOTAL POPULATION SERVED BY SOURCE WATER SYSTEM - - - - - |                 |              |              |        |                        | 211           |                                 |              |
| SULLIVANS ISLAND   | 1010003         | CHARLESTON   |              | NATL   |                        | 2494          |                                 | 3.0          |
| TOTAL POPULATION SERVED BY SOURCE WATER SYSTEM - - - - - |                 |              |              |        |                        | 2494          |                                 |              |
| SUMMERTON  | 1410003         | CLARENDON    |              | NATL   |                        | 2228          |                                 | 0.9          |
| TOTAL POPULATION SERVED BY SOURCE WATER SYSTEM - - - - - |                 |              |              |        |                        | 2228          |                                 |              |
| SUMMERVILLE  | 1810003         | DORCHESTER   |              | NATL   |                        | 38720         |                                 | 2.0          |
| CALOMET SD   | 1850009         | DORCHESTER   |              | CONS   |                        | 134           |                                 |              |
| DORCHESTER CO W/A-SPRUCEWOOD                             | 1820005         | DORCHESTER   |              | CONS   |                        | 640           |                                 |              |
| DORCHESTER CO W/A-IRNQL ACR                              | 1820003         | DORCHESTER   |              | CONS   |                        | 1136          |                                 |              |
| TOTAL POPULATION SERVED BY SOURCE WATER SYSTEM - - - - - |                 |              |              |        |                        | 40630         |                                 |              |
| SUMTER   | 4310001         | SUMTER       | NaSiF6       | ADJ    | 12/64                  | 45192         |                                 | 0.8          |
| TOTAL POPULATION SERVED BY SOURCE WATER SYSTEM - - - - - |                 |              |              |        |                        | 45192         |                                 |              |
| SURFSIDE BEACH   | 2610003         | HORRY        |              | NATL   |                        | 6818          |                                 | 3.3          |
| TOTAL POPULATION SERVED BY SOURCE WATER SYSTEM - - - - - |                 |              |              |        |                        | 6818          |                                 |              |
| SURFSIDE HEIGHT  | 0450066         | ANDERSON     |              | NATL   |                        | 58            |                                 | 0.8          |
| TOTAL POPULATION SERVED BY SOURCE WATER SYSTEM - - - - - |                 |              |              |        |                        | 58            |                                 |              |

POPULATION SERVED FLUORIDATED DRINKING WATER BY SOURCE SYSTEM,  
CONSECUTIVE SYSTEM, AND COUNTY WITHIN STATE (AS OF 12/31/85)

## SOUTH CAROLINA

| WATER SYSTEM and<br>CONSECUTIVE SYSTEMS SERVED           | EPA<br>ID<br>NO | COUNTY      | CHEM<br>USED | STATUS | FLUOR<br>START<br>DATE | POP<br>SERVED | NATURAL SYSTEMS<br>NAT<br>LEVEL | OPT<br>LEVEL |
|--|-----------------|-------------|--------------|--------|------------------------|---------------|---------------------------------|--------------|
| TEAL ON ASHLEY SUBD                                      | 1850007         | DORCHESTER  |              | NATL   |                        | 93            | 1.9                             |              |
| TOTAL POPULATION SERVED BY SOURCE WATER SYSTEM - - - - - |                 |             |              |        |                        | 93            |                                 |              |
| TIKTON HALL  | 2760003         | JASPER      |              | NATL   |                        | 143           | 0.7                             |              |
| TOTAL POPULATION SERVED BY SOURCE WATER SYSTEM - - - - - |                 |             |              |        |                        | 143           |                                 |              |
| TIMMONSVILLE   | 2110005         | FLORENCE    | NaF          | ADJ    | 08/76                  | 3150          |                                 | 0.8          |
| TOTAL POPULATION SERVED BY SOURCE WATER SYSTEM - - - - - |                 |             |              |        |                        | 3150          |                                 |              |
| TRICO RURAL  | 1720001         | DILLON      | NaSiF6       | ADJ    | 04/77                  | 7491          |                                 | 0.8          |
| TOTAL POPULATION SERVED BY SOURCE WATER SYSTEM - - - - - |                 |             |              |        |                        | 7491          |                                 |              |
| TWIN LAKES MHP   | 4660007         | YORK        |              | NATL   |                        | 737           | 0.8                             |              |
| TOTAL POPULATION SERVED BY SOURCE WATER SYSTEM - - - - - |                 |             |              |        |                        | 737           |                                 |              |
| UNION  | 4410001         | UNION       | NaSiF6       | ADJ    | 04/55                  | 13076         |                                 | 0.8          |
| BROWNS CREEK   | 4420002         | UNION       |              | CONS   |                        | 1740          |                                 |              |
| CARLISLE   | 4410003         | UNION       |              | CONS   |                        | 609           |                                 |              |
| LOVERS LANE WD   | 4420004         | UNION       |              | CONS   |                        | 300           |                                 |              |
| LUKESVILLE WD  | 4420006         | UNION       |              | CONS   |                        | 255           |                                 |              |
| MEANSVILLE RILEY   | 4420001         | UNION       |              | CONS   |                        | 4489          |                                 |              |
| BUFFALO WD   | 4420008         | UNION       |              | CONS   |                        | 1004          |                                 |              |
| ENOREE MILLS   | 4220008         | SPARTANBURG |              | CONS   |                        | 639           |                                 |              |
| MONARCH WD   | 4420009         | UNION       |              | CONS   |                        | 880           |                                 |              |
| ROCKY CREEK WD   | 4420003         | UNION       |              | CONS   |                        | 1491          |                                 |              |
| SANTUC-HEBRON  | 4420007         | UNION       |              | CONS   |                        | 2205          |                                 |              |
| SARDIS WD  | 4420005         | UNION       |              | CONS   |                        | 290           |                                 |              |
| TOTAL POPULATION SERVED BY SOURCE WATER SYSTEM - - - - - |                 |             |              |        |                        | 26978         |                                 |              |
| VARNVILLE  | 2510005         | HAMPTON     |              | NATL   |                        | 1755          | 0.8                             |              |
| TOTAL POPULATION SERVED BY SOURCE WATER SYSTEM - - - - - |                 |             |              |        |                        | 1755          |                                 |              |
| VICTORIAN LAKES  | 3260097         | LEXINGTON   |              | NATL   |                        | 513           | 0.8                             |              |
| TOTAL POPULATION SERVED BY SOURCE WATER SYSTEM - - - - - |                 |             |              |        |                        | 513           |                                 |              |
| WACCAMAW ADULT ED  | 2670116         | HORRY       |              | NATL   |                        | 415           | 2.2                             |              |
| TOTAL POPULATION SERVED BY SOURCE WATER SYSTEM - - - - - |                 |             |              |        |                        | 415           |                                 |              |

POPULATION SERVED FLUORIDATED DRINKING WATER BY SOURCE SYSTEM,  
 CONSECUTIVE SYSTEM, AND COUNTY WITHIN STATE (AS OF 12/31/85)

**SOUTH CAROLINA**

| WATER SYSTEM and<br>CONSECUTIVE SYSTEMS SERVED           | EPA<br>ID<br>NO | COUNTY    | CHEM<br>USED | STATUS | FLUOR<br>START<br>DATE | POP<br>SERVED | NATURAL SYSTEMS<br>NAT<br>LEVEL | OPT<br>LEVEL |
|--|-----------------|-----------|--------------|--------|------------------------|---------------|---------------------------------|--------------|
| WALHALLA   | 3710004         | OCONEE    | NaSiF6       | ADJ    | 07/73                  | 11225         |                                 | 0.8          |
| WEST UNION   | 3710005         | OCONEE    |              | CONS   |                        | 504           |                                 |              |
| TOTAL POPULATION SERVED BY SOURCE WATER SYSTEM - - - - - |                 |           |              |        |                        | 11729         |                                 |              |
| WALTERBORO   | 1510004         | COLLETON  |              |        | NATL                   | 12000         | 1.4                             |              |
| TOTAL POPULATION SERVED BY SOURCE WATER SYSTEM - - - - - |                 |           |              |        |                        | 12000         |                                 |              |
| WEST COLUMBIA  | 3210004         | LEXINGTON | NaSiF6       | ADJ    | 01/67                  | 17980         |                                 | 0.8          |
| TOTAL POPULATION SERVED BY SOURCE WATER SYSTEM - - - - - |                 |           |              |        |                        | 17980         |                                 |              |
| WESTMINSTER  | 3710003         | OCONEE    | NaSiF6       | ADJ    | 06/63                  | 5320          |                                 | 0.8          |
| PIONEER  | 3720001         | OCONEE    |              | CONS   |                        | 5450          |                                 |              |
| CHICKASAW POINT  | 3750010         | OCONEE    |              | CONS   |                        | 280           |                                 |              |
| TOTAL POPULATION SERVED BY SOURCE WATER SYSTEM - - - - - |                 |           |              |        |                        | 11050         |                                 |              |
| WHITESVILLE SCH  | 0870105         | BERKELEY  |              |        | NATL                   | 716           | 2.7                             |              |
| TOTAL POPULATION SERVED BY SOURCE WATER SYSTEM - - - - - |                 |           |              |        |                        | 716           |                                 |              |
| WHITMIRE   | 3610004         | NEWBERRY  | NaSiF6       | ADJ    | 05/85                  | 3744          |                                 | 0.8          |
| TOTAL POPULATION SERVED BY SOURCE WATER SYSTEM - - - - - |                 |           |              |        |                        | 3744          |                                 |              |
| WILLIAMSTON  | 0410010         | ANDERSON  | NaSiF6       | ADJ    | 11/79                  | 5320          |                                 | 0.8          |
| BIG CREEK  | 0420009         | ANDERSON  |              | CONS   |                        | 4597          |                                 |              |
| WEST PELZER  | 0410009         | ANDERSON  |              | CONS   |                        | 1396          |                                 |              |
| TOTAL POPULATION SERVED BY SOURCE WATER SYSTEM - - - - - |                 |           |              |        |                        | 11313         |                                 |              |
| WILLOWBROOK SD   | 4650026         | YORK      |              |        | NATL                   | 144           | 1.6                             |              |
| TOTAL POPULATION SERVED BY SOURCE WATER SYSTEM - - - - - |                 |           |              |        |                        | 144           |                                 |              |
| WINDMILL HARBOUR   | 0750030         | BEAUFORT  |              |        | NATL                   | 274           | 1.0                             |              |
| TOTAL POPULATION SERVED BY SOURCE WATER SYSTEM - - - - - |                 |           |              |        |                        | 274           |                                 |              |
| WINNSBORO  | 2010001         | FAIRFIELD | NaSiF6       | ADJ    | 06/59                  | 7000          |                                 | 0.8          |
| MID COUNTY #2  | 2020004         | FAIRFIELD |              | CONS   |                        | 128           |                                 |              |
| MIDCOUNTRY   | 2020002         | FAIRFIELD |              | CONS   |                        | 900           |                                 |              |
| TOTAL POPULATION SERVED BY SOURCE WATER SYSTEM - - - - - |                 |           |              |        |                        | 8028          |                                 |              |



POPULATION SERVED FLUORIDATED DRINKING WATER BY SOURCE SYSTEM,  
 CONSECUTIVE SYSTEM, AND COUNTY WITHIN STATE (AS OF 12/31/85)

## SOUTH CAROLINA

| WATER SYSTEM and<br>CONSECUTIVE SYSTEMS SERVED           | EPA<br>ID<br>NO | COUNTY     | CHEM<br>USED | STATUS | FLUOR<br>START<br>DATE | POP<br>SERVED | NATURAL SYSTEMS |              |
|--|-----------------|------------|--------------|--------|------------------------|---------------|-----------------|--------------|
|  |                 |            |              |        |                        |               | NAT<br>LEVEL    | OPT<br>LEVEL |
| WOODS OVERNIGHT  | 1560003         | COLLETON   |              |        |                        | 75            | 1.2             |              |
| TOTAL POPULATION SERVED BY SOURCE WATER SYSTEM - - - - - |                 |            |              |        |                        | 75            |                 |              |
| YORK   | 4610001         | YORK       | NaSiF6       | ADJ    | 02/63                  | 6800          |                 | 0.8          |
| TOTAL POPULATION SERVED BY SOURCE WATER SYSTEM - - - - - |                 |            |              |        |                        | 6800          |                 |              |
| YORK COUNTY  | 4620002         | YORK       |              | ADJ    |                        | 300           |                 | 0.8          |
| TOTAL POPULATION SERVED BY SOURCE WATER SYSTEM - - - - - |                 |            |              |        |                        | 300           |                 |              |
| ZION CENTER  | 1070141         | CHARLESTON |              |        |                        | 40            | 2.9             |              |
| TOTAL POPULATION SERVED BY SOURCE WATER SYSTEM - - - - - |                 |            |              |        |                        | 40            |                 |              |

POPULATION SERVED FLUORIDATED DRINKING WATER BY SOURCE SYSTEM,  
CONSECUTIVE SYSTEM, AND COUNTY WITHIN STATE (AS OF 12/31/85)

## SOUTH DAKOTA

| WATER SYSTEM and<br>CONSECUTIVE SYSTEMS SERVED           | EPA<br>ID<br>NO | COUNTY    | CHEM<br>USED | STATUS | FLUOR<br>START<br>DATE | POP<br>SERVED | NATURAL SYSTEMS<br>NAT<br>LEVEL | OPT<br>LEVEL |
|--|-----------------|-----------|--------------|--------|------------------------|---------------|---------------------------------|--------------|
| ABERDEEN   | 4600020         | BROWN     | NaSiF6       | ADJ    | 05/51                  | 25937         |                                 | 1.2          |
| TOTAL POPULATION SERVED BY SOURCE WATER SYSTEM - - - - - |                 |           |              |        |                        | 25937         |                                 |              |
| AGAR   | 4600024         | SULLY     |              | NATL   |                        | 139           | 2.3                             |              |
| TOTAL POPULATION SERVED BY SOURCE WATER SYSTEM - - - - - |                 |           |              |        |                        | 139           |                                 |              |
| ALCESTER   | 4600004         | UNION     | NaF          | ADJ    | 12/74                  | 891           |                                 | 1.2          |
| TOTAL POPULATION SERVED BY SOURCE WATER SYSTEM - - - - - |                 |           |              |        |                        | 891           |                                 |              |
| ALLEN  | 4690481         | SHANNON   | NaF          | ADJ    |                        | 260           |                                 | 1.2          |
| TOTAL POPULATION SERVED BY SOURCE WATER SYSTEM - - - - - |                 |           |              |        |                        | 260           |                                 |              |
| ALPENA   | 4600025         | JERAULD   |              | NATL   |                        | 136           | 1.6                             |              |
| TOTAL POPULATION SERVED BY SOURCE WATER SYSTEM - - - - - |                 |           |              |        |                        | 136           |                                 |              |
| AMERICAN HORSE SCHOOL                                    | 4690466         | SHANNON   | NaF          | ADJ    |                        | 200           |                                 | 5.4          |
| TOTAL POPULATION SERVED BY SOURCE WATER SYSTEM - - - - - |                 |           |              |        |                        | 200           |                                 |              |
| AMHERST  | 4600030         | MARSHALL  |              | NATL   |                        | 75            | 6.6                             |              |
| TOTAL POPULATION SERVED BY SOURCE WATER SYSTEM - - - - - |                 |           |              |        |                        | 75            |                                 |              |
| ARLINGTON  | 4600385         | KINGSBURY | Acid         | ADJ    | 05/74                  | 990           |                                 | 1.2          |
| TOTAL POPULATION SERVED BY SOURCE WATER SYSTEM - - - - - |                 |           |              |        |                        | 990           |                                 |              |
| ASHTON   | 4600029         | SPINK     |              | NATL   |                        | 154           | 2.0                             |              |
| TOTAL POPULATION SERVED BY SOURCE WATER SYSTEM - - - - - |                 |           |              |        |                        | 154           |                                 |              |
| AURORA   | 4600058         | BROOKINGS | NaF          | ADJ    | 07/81                  | 507           |                                 | 1.2          |
| TOTAL POPULATION SERVED BY SOURCE WATER SYSTEM - - - - - |                 |           |              |        |                        | 507           |                                 |              |
| AURORA-BRULE RWS   | 4600621         | AURORA    | NaF          | ADJ    | 06/81                  | 1432          |                                 | 1.2          |
| KIMBALL  | 4600184         | BRULE     |              | CONS   |                        | 751           |                                 |              |
| PUKWANA  | 4600250         | BRULE     |              | CONS   |                        | 235           |                                 |              |
| STICKNEY   | 4600318         | AURORA    |              | CONS   |                        | 410           |                                 |              |
| WHITE LAKE   | 4600366         | AURORA    |              | CONS   |                        | 372           |                                 |              |
| TOTAL POPULATION SERVED BY SOURCE WATER SYSTEM - - - - - |                 |           |              |        |                        | 3200          |                                 |              |

POPULATION SERVED FLUORIDATED DRINKING WATER BY SOURCE SYSTEM,  
CONSECUTIVE SYSTEM, AND COUNTY WITHIN STATE (AS OF 12/31/85)

## SOUTH DAKOTA

| WATER SYSTEM and<br>CONSECUTIVE SYSTEMS SERVED           | EPA<br>ID<br>NO    | COUNTY        | CHEM<br>USED | STATUS      | FLUOR<br>START<br>DATE | POP<br>SERVED | NATURAL SYSTEMS |              |
|--|--------------------|---------------|--------------|-------------|------------------------|---------------|-----------------|--------------|
|  |                    |               |              |             |                        |               | NAT<br>LEVEL    | OPT<br>LEVEL |
| BANCROFT   | 4600035            | KINGSBURY     |              |             |                        | 41            | 3.9             |              |
| TOTAL POPULATION SERVED BY SOURCE WATER SYSTEM - - - - - |                    |               |              |             |                        | 41            |                 |              |
| BATH TRL COURT   | 4600425            | BROWN         |              |             |                        | 100           | 2.5             |              |
| TOTAL POPULATION SERVED BY SOURCE WATER SYSTEM - - - - - |                    |               |              |             |                        | 100           |                 |              |
| BELLE FOURCHE  | 4600037            | BUTTE         | NaF          | ADJ         | 01/71                  | 4690          |                 | 1.2          |
| TOTAL POPULATION SERVED BY SOURCE WATER SYSTEM - - - - - |                    |               |              |             |                        | 4690          |                 |              |
| BELVIDERE  | 4600038            | JACKSON       |              |             |                        | 73            | 2.1             |              |
| TOTAL POPULATION SERVED BY SOURCE WATER SYSTEM - - - - - |                    |               |              |             |                        | 73            |                 |              |
| BERESFORD  | 4600386            | LINCOLN       | NaF          | ADJ         | 07/71                  | 1869          |                 | 1.2          |
| TOTAL POPULATION SERVED BY SOURCE WATER SYSTEM - - - - - |                    |               |              |             |                        | 1869          |                 |              |
| BIG SIOUX RWS<br>WENTWORTH                               | 4600429<br>4600419 | MOODY<br>LAKE | NaF          | ADJ<br>CONS | 01/76                  | 3867<br>193   |                 | 1.2          |
| TOTAL POPULATION SERVED BY SOURCE WATER SYSTEM - - - - - |                    |               |              |             |                        | 4060          |                 |              |
| BIG STONE CITY   | 4600007            | GRANT         | Acid         | ADJ         | 07/72                  | 666           |                 | 1.2          |
| TOTAL POPULATION SERVED BY SOURCE WATER SYSTEM - - - - - |                    |               |              |             |                        | 666           |                 |              |
| BISON  | 4600039            | PERKINS       |              |             |                        | 458           | 1.8             |              |
| TOTAL POPULATION SERVED BY SOURCE WATER SYSTEM - - - - - |                    |               |              |             |                        | 458           |                 |              |
| BLACK HAWK   | 4600043            | MEADE         | Acid         | ADJ         | 01/78                  | 1000          |                 | 1.2          |
| TOTAL POPULATION SERVED BY SOURCE WATER SYSTEM - - - - - |                    |               |              |             |                        | 1000          |                 |              |
| BLACKPIPE  | 4690489            | TODD          | NaF          | ADJ         |                        | 177           |                 | 1.2          |
| TOTAL POPULATION SERVED BY SOURCE WATER SYSTEM - - - - - |                    |               |              |             |                        | 177           |                 |              |
| BON HOMME-YANKTON II                                     | 4600865            | BON HOMME     | NaSiF6       | ADJ         | 06/81                  | 2114          |                 | 1.2          |
| AVON   | 4600031            | BON HOMME     |              | CONS        |                        | 576           |                 |              |
| LESTERVILLE  | 4600195            | YANKTON       |              | CONS        |                        | 156           |                 |              |
| SCOTLAND   | 4600290            | BON HOMME     |              | CONS        |                        | 1022          |                 |              |
| TABOR  | 4600327            | BON HOMME     |              | CONS        |                        | 461           |                 |              |
| TIMBERLAND PARK  | 4600412            | YANKTON       |              | CONS        |                        | 96            |                 |              |
| TOTAL POPULATION SERVED BY SOURCE WATER SYSTEM - - - - - |                    |               |              |             |                        | 4425          |                 |              |

POPULATION SERVED FLUORIDATED DRINKING WATER BY SOURCE SYSTEM,  
 CONSECUTIVE SYSTEM, AND COUNTY WITHIN STATE (AS OF 12/31/85)

**SOUTH DAKOTA**

| WATER SYSTEM and<br>CONSECUTIVE SYSTEMS SERVED           | EPA<br>ID<br>NO | COUNTY     | CHEM<br>USED | STATUS | FLUOR<br>START<br>DATE | POP<br>SERVED | NATURAL SYSTEMS<br>NAT<br>LEVEL | OPT<br>LEVEL |
|--|-----------------|------------|--------------|--------|------------------------|---------------|---------------------------------|--------------|
| BOWDLE   | 4600008         | EDMUNDS    | Acid         | ADJ    | 07/72                  | 643           |                                 | 1.2          |
| TOTAL POPULATION SERVED BY SOURCE WATER SYSTEM - - - - - |                 |            |              |        |                        | 643           |                                 |              |
| BOX ELDER  | 4600046         | PENNINGTON | Acid         | ADJ    | 04/73                  | 3175          |                                 | 1.2          |
| TOTAL POPULATION SERVED BY SOURCE WATER SYSTEM - - - - - |                 |            |              |        |                        | 3175          |                                 |              |
| BRANDON  | 4600048         | MINNEHAHA  | NaF          | ADJ    | 01/71                  | 3200          |                                 | 1.2          |
| TOTAL POPULATION SERVED BY SOURCE WATER SYSTEM - - - - - |                 |            |              |        |                        | 3200          |                                 |              |
| BRENTFORD  | 4600065         | SPINK      |              | NATL   |                        | 91            | 2.6                             |              |
| TOTAL POPULATION SERVED BY SOURCE WATER SYSTEM - - - - - |                 |            |              |        |                        | 91            |                                 |              |
| BRIDGEWATER  | 4600066         | MCCOOK     | NaF          | ADJ    | 10/72                  | 649           |                                 | 1.2          |
| TOTAL POPULATION SERVED BY SOURCE WATER SYSTEM - - - - - |                 |            |              |        |                        | 649           |                                 |              |
| BRITTON  | 4600388         | MARSHALL   | Acid         | ADJ    | 06/71                  | 1952          |                                 | 1.2          |
| TOTAL POPULATION SERVED BY SOURCE WATER SYSTEM - - - - - |                 |            |              |        |                        | 1952          |                                 |              |
| BROADLAND  | 4600069         | BEADLE     |              | NATL   |                        | 49            | 2.5                             |              |
| TOTAL POPULATION SERVED BY SOURCE WATER SYSTEM - - - - - |                 |            |              |        |                        | 49            |                                 |              |
| BROOKINGS  | 4600071         | BROOKINGS  | NaSiF6       | ADJ    | 12/61                  | 14915         |                                 | 1.2          |
| TOTAL POPULATION SERVED BY SOURCE WATER SYSTEM - - - - - |                 |            |              |        |                        | 14915         |                                 |              |
| BROOKINGS-DEUEL RWS                                      | 4600430         | DEUEL      | Acid         | ADJ    | 05/77                  | 2355          |                                 | 1.2          |
| BRANDT   | 4600064         | DEUEL      |              | CONS   |                        | 128           |                                 |              |
| KINGBROOK I RWS  | 4600385         | DEUEL      |              | CONS   |                        | 1677          |                                 |              |
| UNIVERSITY ESTATES                                       | 4600075         | DEUEL      |              | CONS   |                        | 60            |                                 |              |
| WHITE  | 4600364         | DEUEL      |              | CONS   |                        | 477           |                                 |              |
| TOTAL POPULATION SERVED BY SOURCE WATER SYSTEM - - - - - |                 |            |              |        |                        | 4697          |                                 |              |
| BROWN-DAY-MARSHALL RWS                                   | 4600882         | MARSHALL   | NaF          | ADJ    | 01/85                  | 150           |                                 | 1.2          |
| CLAREMONT  | 4600090         | BROWN      |              | CONS   |                        | 179           |                                 |              |
| LANGFORD   | 4600189         | MARSHALL   |              | CONS   |                        | 311           |                                 |              |
| PIERPORT   | 4600241         | DAY        |              | CONS   |                        | 184           |                                 |              |
| TOTAL POPULATION SERVED BY SOURCE WATER SYSTEM - - - - - |                 |            |              |        |                        | 824           |                                 |              |

POPULATION SERVED FLUORIDATED DRINKING WATER BY SOURCE SYSTEM,  
CONSECUTIVE SYSTEM, AND COUNTY WITHIN STATE (AS OF 12/31/85)

## SOUTH DAKOTA

| WATER SYSTEM and<br>CONSECUTIVE SYSTEMS SERVED           | EPA<br>ID<br>NO | COUNTY  | CHEM<br>USED | STATUS | FLUOR<br>START<br>DATE | POP<br>SERVED | NATURAL SYSTEMS<br>NAT<br>LEVEL | OPT<br>LEVEL |
|--|-----------------|---------|--------------|--------|------------------------|---------------|---------------------------------|--------------|
| BUFFALO GAP  | 4600077         | CUSTER  |              | NATL   |                        | 188           | 0.7                             |              |
| TOTAL POPULATION SERVED BY SOURCE WATER SYSTEM - - - - - |                 |         |              |        |                        | 188           |                                 |              |
| BULLHEAD   | 4690508         | CORSON  | NaF          | ADJ    | 12/79                  | 421           |                                 | 1.2          |
| TOTAL POPULATION SERVED BY SOURCE WATER SYSTEM - - - - - |                 |         |              |        |                        | 421           |                                 |              |
| BURKE  | 4600079         | GREGORY | NaF          | ADJ    | 05/72                  | 861           |                                 | 1.2          |
| TOTAL POPULATION SERVED BY SOURCE WATER SYSTEM - - - - - |                 |         |              |        |                        | 861           |                                 |              |
| BUTTE-MEADE RWS  | 4600223         | BUTTE   | NaF          | ADJ    | 09/75                  | 1000          |                                 | 1.2          |
| TOTAL POPULATION SERVED BY SOURCE WATER SYSTEM - - - - - |                 |         |              |        |                        | 1000          |                                 |              |
| CAMELOT  | 4600506         | HUGHES  |              | NATL   |                        | 50            | 2.5                             |              |
| TOTAL POPULATION SERVED BY SOURCE WATER SYSTEM - - - - - |                 |         |              |        |                        | 50            |                                 |              |
| CANISTOTA  | 4600080         | MCCOOK  | NaF          | ADJ    | 10/72                  | 624           |                                 | 1.2          |
| TOTAL POPULATION SERVED BY SOURCE WATER SYSTEM - - - - - |                 |         |              |        |                        | 624           |                                 |              |
| CANOVA   | 4600081         | MINER   |              | NATL   |                        | 194           | 1.0                             |              |
| TOTAL POPULATION SERVED BY SOURCE WATER SYSTEM - - - - - |                 |         |              |        |                        | 194           |                                 |              |
| CANTON   | 4600082         | LINCOLN |              | NATL   |                        | 2895          | 1.2                             |              |
| TOTAL POPULATION SERVED BY SOURCE WATER SYSTEM - - - - - |                 |         |              |        |                        | 2895          |                                 |              |
| CARTHAGE   | 4600083         | MINER   |              | NATL   |                        | 276           | 2.3                             |              |
| TOTAL POPULATION SERVED BY SOURCE WATER SYSTEM - - - - - |                 |         |              |        |                        | 276           |                                 |              |
| CASTLEWOOD   | 4600002         | HAMLIN  | NaF          | ADJ    | 04/73                  | 548           |                                 | 1.2          |
| TOTAL POPULATION SERVED BY SOURCE WATER SYSTEM - - - - - |                 |         |              |        |                        | 548           |                                 |              |
| CAVOUR   | 4600084         | BEADLE  |              | NATL   |                        | 118           | 0.8                             |              |
| TOTAL POPULATION SERVED BY SOURCE WATER SYSTEM - - - - - |                 |         |              |        |                        | 118           |                                 |              |
| CENTERVILLE  | 4600085         | TURNER  | Acid         | ADJ    | 07/73                  | 910           |                                 | 1.2          |
| TOTAL POPULATION SERVED BY SOURCE WATER SYSTEM - - - - - |                 |         |              |        |                        | 910           |                                 |              |

POPULATION SERVED FLUORIDATED DRINKING WATER BY SOURCE SYSTEM,  
CONSECUTIVE SYSTEM, AND COUNTY WITHIN STATE (AS OF 12/31/85)

## SOUTH DAKOTA

| WATER SYSTEM and<br>CONSECUTIVE SYSTEMS SERVED           | EPA<br>ID<br>NO | COUNTY     | CHEM<br>USED | STATUS | FLUOR<br>START<br>DATE | POP<br>SERVED | NATURAL SYSTEMS<br>NAT<br>LEVEL | OPT<br>LEVEL |
|--|-----------------|------------|--------------|--------|------------------------|---------------|---------------------------------|--------------|
| CHAMBERLAIN  | 4600086         | BRULE      | NaF          | ADJ    | 07/71                  | 2181          |                                 | 1.2          |
| TOTAL POPULATION SERVED BY SOURCE WATER SYSTEM - - - - - |                 |            |              |        |                        | 2181          |                                 |              |
| CHAPEL LANE DEV  | 4600264         | PENNINGTON | Acid         | ADJ    | 11/79                  | 1020          |                                 | 1.2          |
| TOTAL POPULATION SERVED BY SOURCE WATER SYSTEM - - - - - |                 |            |              |        |                        | 1020          |                                 |              |
| CLARK  | 4600091         | CLARK      | Acid         | ADJ    | 11/71                  | 1349          |                                 | 1.2          |
| TOTAL POPULATION SERVED BY SOURCE WATER SYSTEM - - - - - |                 |            |              |        |                        | 1349          |                                 |              |
| CLARK RWS  | 4600881         | CLARK      | Acid         | ADJ    | 06/83                  | 1661          |                                 | 1.2          |
| BRADLEY  | 4600047         | CLARK      |              | CONS   |                        | 134           |                                 |              |
| FLORENCE   | 4600128         | CLARK      |              | CONS   |                        | 189           |                                 |              |
| HENRY  | 4600153         | CODINGTON  |              | CONS   |                        | 210           |                                 |              |
| RAYMOND  | 4600276         | CLARK      |              | CONS   |                        | 106           |                                 |              |
| TOTAL POPULATION SERVED BY SOURCE WATER SYSTEM - - - - - |                 |            |              |        |                        | 2300          |                                 |              |
| CLAY RWS   | 4600626         | CLAY       | Acid         | ADJ    | 12/79                  | 2999          |                                 | 1.2          |
| WAKONDA  | 4600399         | CLAY       |              | CONS   |                        | 381           |                                 |              |
| TOTAL POPULATION SERVED BY SOURCE WATER SYSTEM - - - - - |                 |            |              |        |                        | 3380          |                                 |              |
| CLEAR LAKE   | 4600092         | DEUEL      | NaF          | ADJ    | 11/71                  | 1308          |                                 | 1.2          |
| TOTAL POPULATION SERVED BY SOURCE WATER SYSTEM - - - - - |                 |            |              |        |                        | 1308          |                                 |              |
| COLTON   | 4600390         | MINNEHAHA  | Acid         | ADJ    | 11/73                  | 757           |                                 | 1.2          |
| TOTAL POPULATION SERVED BY SOURCE WATER SYSTEM - - - - - |                 |            |              |        |                        | 757           |                                 |              |
| CONDE  | 4600096         | SPINK      |              | NATL   |                        | 259           | 3.6                             |              |
| TOTAL POPULATION SERVED BY SOURCE WATER SYSTEM - - - - - |                 |            |              |        |                        | 259           |                                 |              |
| CORSICA  | 4600097         | DOUGLAS    |              | NATL   |                        | 641           | 1.7                             |              |
| TOTAL POPULATION SERVED BY SOURCE WATER SYSTEM - - - - - |                 |            |              |        |                        | 641           |                                 |              |
| CRAZY HORSE SCHOOL                                       | 4690468         | SHANNON    | NaF          | ADJ    |                        | 330           |                                 | 5.4          |
| TOTAL POPULATION SERVED BY SOURCE WATER SYSTEM - - - - - |                 |            |              |        |                        | 330           |                                 |              |
| CRESBARD   | 4600099         | FAULK      |              | NATL   |                        | 221           | 2.4                             |              |
| TOTAL POPULATION SERVED BY SOURCE WATER SYSTEM - - - - - |                 |            |              |        |                        | 221           |                                 |              |

POPULATION SERVED FLUORIDATED DRINKING WATER BY SOURCE SYSTEM,  
 CONSECUTIVE SYSTEM, AND COUNTY WITHIN STATE (AS OF 12/31/85)

**SOUTH DAKOTA**

WATER SYSTEM and  
 CONSECUTIVE SYSTEMS SERVED

|             | EPA<br>ID<br>NO | COUNTY     | CHEM<br>USED | STATUS | FLUOR<br>START<br>DATE | POP<br>SERVED  | NATURAL SYSTEM<br>NAT OPT<br>LEVEL LEVEL |
|-------------|-----------------|------------|--------------|--------|------------------------|--|--|
| CROW CREEK  | 4690439         | BUFFALO    | NaF          | ADJ    |                        | 125  | 1.2                                      |
|             |                 |            |              |        |                        | TOTAL POPULATION SERVED BY SOURCE WATER SYSTEM - - - - - |  |
| CUSTER      | 4600101         | CUSTER     | NaF          | ADJ    | 08/71                  | 1907   | 1.2                                      |
|             |                 |            |              |        |                        | TOTAL POPULATION SERVED BY SOURCE WATER SYSTEM - - - - - |  |
| DE SMET     | 4600059         | KINGSBURY  | NaF          | ADJ    | 10/71                  | 1232   | 1.2                                      |
|             |                 |            |              |        |                        | TOTAL POPULATION SERVED BY SOURCE WATER SYSTEM - - - - - |  |
| DEADWOOD    | 4600104         | LAWRENCE   |              | NATL   |                        | 2084   | 1.6                                      |
|             |                 |            |              |        |                        | TOTAL POPULATION SERVED BY SOURCE WATER SYSTEM - - - - - |  |
| DELL RAPIDS | 4600105         | MINNEHAHA  | NaF          | ADJ    | 08/71                  | 2390   | 1.2                                      |
|             |                 |            |              |        |                        | TOTAL POPULATION SERVED BY SOURCE WATER SYSTEM - - - - - |  |
| DELMONT     | 4600106         | DOUGLAS    |              | NATL   |                        | 283  | 1.7                                      |
|             |                 |            |              |        |                        | TOTAL POPULATION SERVED BY SOURCE WATER SYSTEM - - - - - |  |
| DOLAND      | 4600108         | SPINK      |              | NATL   |                        | 375  | 2.8                                      |
|             |                 |            |              |        |                        | TOTAL POPULATION SERVED BY SOURCE WATER SYSTEM - - - - - |  |
| DRAPER      | 4600109         | JONES      |              | NATL   |                        | 141  | 2.9                                      |
|             |                 |            |              |        |                        | TOTAL POPULATION SERVED BY SOURCE WATER SYSTEM - - - - - |  |
| EDGEMONT    | 4600114         | FALL RIVER |              | NATL   |                        | 1471   | 1.2                                      |
|             |                 |            |              |        |                        | TOTAL POPULATION SERVED BY SOURCE WATER SYSTEM - - - - - |  |
| ELK POINT   | 4600116         | UNION      |              | NATL   |                        | 1656   | 2.0                                      |
|             |                 |            |              |        |                        | TOTAL POPULATION SERVED BY SOURCE WATER SYSTEM - - - - - |  |
| ELKTON      | 4600117         | BROOKINGS  | Acid         | ADJ    | 10/80                  | 633  | 1.2                                      |
|             |                 |            |              |        |                        | TOTAL POPULATION SERVED BY SOURCE WATER SYSTEM - - - - - |  |
| ENEMY SWIM  | 4690460         |            | NaF          | ADJ    |                        | 187  | 1.2                                      |
|             |                 |            |              |        |                        | TOTAL POPULATION SERVED BY SOURCE WATER SYSTEM - - - - - |  |

POPULATION SERVED FLUORIDATED DRINKING WATER BY SOURCE SYSTEM,  
CONSECUTIVE SYSTEM, AND COUNTY WITHIN STATE (AS OF 12/31/85)

**SOUTH DAKOTA**

| WATER SYSTEM and<br>CONSECUTIVE SYSTEMS SERVED           | EPA<br>ID<br>NO | COUNTY     | CHEM<br>USED | STATUS | FLUOR<br>START<br>DATE | POP<br>SERVED | NATURAL SYSTEMS<br>NAT<br>LEVEL | OPT<br>LEVEL |
|--|-----------------|------------|--------------|--------|------------------------|---------------|---------------------------------|--------------|
| HOT SPRINGS  | 4600163         | FALL RIVER | NaF          | ADJ    | 10/70                  | 4731          |                                 | 1.2          |
| TOTAL POPULATION SERVED BY SOURCE WATER SYSTEM - - - - - |                 |            |              |        |                        | 4731          |                                 |              |
| HOVEN  | 4600164         | POTTER     | Acid         | ADJ    | 07/72                  | 616           |                                 | 1.2          |
| TOTAL POPULATION SERVED BY SOURCE WATER SYSTEM - - - - - |                 |            |              |        |                        | 616           |                                 |              |
| HOWARD   | 4600165         | MINER      |              | NATL   |                        | 1167          |                                 | 2.6          |
| TOTAL POPULATION SERVED BY SOURCE WATER SYSTEM - - - - - |                 |            |              |        |                        | 1167          |                                 |              |
| HURON  | 4600169         | BEADLE     | NaSiF6       | ADJ    | 09/56                  | 13000         |                                 | 1.2          |
| TOTAL POPULATION SERVED BY SOURCE WATER SYSTEM - - - - - |                 |            |              |        |                        | 13000         |                                 |              |
| IGLOO WATER CO<br>PROVO                                  | 4600396         | FALL RIVER |              | NATL   |                        | 188           |                                 | 1.2          |
|  | 4600249         | FALL RIVER |              | CONS   |                        | 25            |                                 |              |
| TOTAL POPULATION SERVED BY SOURCE WATER SYSTEM - - - - - |                 |            |              |        |                        | 213           |                                 |              |
| IPSWICH  | 4600397         | EDMUNDS    |              | NATL   |                        | 1152          |                                 | 2.9          |
| TOTAL POPULATION SERVED BY SOURCE WATER SYSTEM - - - - - |                 |            |              |        |                        | 1152          |                                 |              |
| JEFFERSON  | 4600060         | UNION      | NaF          | ADJ    | 01/83                  | 592           |                                 | 1.2          |
| TOTAL POPULATION SERVED BY SOURCE WATER SYSTEM - - - - - |                 |            |              |        |                        | 592           |                                 |              |
| JOBEE ACRES-ABERDEEN                                     | 4600019         | BROWN      |              | NATL   |                        | 42            |                                 | 1.5          |
| TOTAL POPULATION SERVED BY SOURCE WATER SYSTEM - - - - - |                 |            |              |        |                        | 42            |                                 |              |
| KADOKA   | 4600181         | JACKSON    |              | NATL   |                        | 831           |                                 | 1.1          |
| TOTAL POPULATION SERVED BY SOURCE WATER SYSTEM - - - - - |                 |            |              |        |                        | 831           |                                 |              |
| KENEL  | 4690507         | CORSON     | NaF          | ADJ    | 12/79                  | 187           |                                 | 1.2          |
| TOTAL POPULATION SERVED BY SOURCE WATER SYSTEM - - - - - |                 |            |              |        |                        | 187           |                                 |              |
| KINGBROOK II RWS   | 4600511         | KINGSBURY  | Acid         | ADJ    | 01/79                  | 1715          |                                 | 1.2          |
| TOTAL POPULATION SERVED BY SOURCE WATER SYSTEM - - - - - |                 |            |              |        |                        | 1715          |                                 |              |
| KINGBROOK III RWS  | 4600874         | KINGSBURY  | NaF          | ADJ    | 01/81                  | 2530          |                                 | 1.2          |
| TOTAL POPULATION SERVED BY SOURCE WATER SYSTEM - - - - - |                 |            |              |        |                        | 2530          |                                 |              |



POPULATION SERVED FLUORIDATED DRINKING WATER BY SOURCE SYSTEM,  
CONSECUTIVE SYSTEM, AND COUNTY WITHIN STATE (AS OF 12/31/85)

## SOUTH DAKOTA

| WATER SYSTEM and<br>CONSECUTIVE SYSTEMS SERVED           | EPA<br>ID<br>NO | COUNTY      | CHEM<br>USED | STATUS | FLUOR<br>START<br>DATE | POP<br>SERVED | NATURAL SYSTEMS |              |
|--|-----------------|-------------|--------------|--------|------------------------|---------------|-----------------|--------------|
|  |                 |             |              |        |                        |               | NAT<br>LEVEL    | OPT<br>LEVEL |
| KYLE   | 4690474         | SHANNON     | NaF          | ADJ    |                        | 442           |                 | 1.2          |
| TOTAL POPULATION SERVED BY SOURCE WATER SYSTEM - - - - - |                 |             |              |        |                        | 442           |                 |              |
| LAKE ANDES   | 4600185         | CHARLES MIX | NaF          | ADJ    | 01/72                  | 1022          |                 | 1.2          |
| TOTAL POPULATION SERVED BY SOURCE WATER SYSTEM - - - - - |                 |             |              |        |                        | 1022          |                 |              |
| LAKE PRESTON   | 4600398         | KINGSBURY   |              | NATL   |                        | 787           |                 | 5.8          |
| TOTAL POPULATION SERVED BY SOURCE WATER SYSTEM - - - - - |                 |             |              |        |                        | 787           |                 |              |
| LANE   | 4600180         | JERAULD     |              | NATL   |                        | 83            |                 | 1.7          |
| TOTAL POPULATION SERVED BY SOURCE WATER SYSTEM - - - - - |                 |             |              |        |                        | 83            |                 |              |
| LEAD   | 4600190         | LAWRENCE    | NaSiF6       | ADJ    | 10/70                  | 4566          |                 | 1.2          |
| TOTAL POPULATION SERVED BY SOURCE WATER SYSTEM - - - - - |                 |             |              |        |                        | 4566          |                 |              |
| LEMMON   | 4600192         | PERKINS     |              | NATL   |                        | 1864          |                 | 3.5          |
| TOTAL POPULATION SERVED BY SOURCE WATER SYSTEM - - - - - |                 |             |              |        |                        | 1864          |                 |              |
| LENNOX   | 4600193         | LINCOLN     | NaF          | ADJ    | 07/73                  | 1825          |                 | 1.2          |
| TOTAL POPULATION SERVED BY SOURCE WATER SYSTEM - - - - - |                 |             |              |        |                        | 1825          |                 |              |
| LEOLA  | 4600194         | MCPHERSON   |              | NATL   |                        | 644           |                 | 2.3          |
| TOTAL POPULATION SERVED BY SOURCE WATER SYSTEM - - - - - |                 |             |              |        |                        | 644           |                 |              |
| LETCHER  | 4600196         | SANBORN     |              | NATL   |                        | 221           |                 | 2.2          |
| TOTAL POPULATION SERVED BY SOURCE WATER SYSTEM - - - - - |                 |             |              |        |                        | 221           |                 |              |
| LITTLE EAGLE   | 4690453         | CORSON      | NaF          | ADJ    | 07/79                  | 390           |                 | 1.2          |
| TOTAL POPULATION SERVED BY SOURCE WATER SYSTEM - - - - - |                 |             |              |        |                        | 390           |                 |              |
| LITTLE WOUND SCHOOL                                      | 4677802         | SHANNON     | NaF          | ADJ    | /82                    | 260           |                 | 5.4          |
| TOTAL POPULATION SERVED BY SOURCE WATER SYSTEM - - - - - |                 |             |              |        |                        | 260           |                 |              |
| LONG HOLLOW  | 4690457         |             | NaF          | ADJ    |                        | 135           |                 | 1.2          |
| TOTAL POPULATION SERVED BY SOURCE WATER SYSTEM - - - - - |                 |             |              |        |                        | 135           |                 |              |

POPULATION SERVED FLUORIDATED DRINKING WATER BY SOURCE SYSTEM,  
CONSECUTIVE SYSTEM, AND COUNTY WITHIN STATE (AS OF 12/31/85)

## SOUTH DAKOTA

| WATER SYSTEM and<br>CONSECUTIVE SYSTEMS SERVED           | EPA<br>ID<br>NO | COUNTY     | CHEM<br>USED | STATUS | FLUOR<br>START<br>DATE | POP<br>SERVED | NATURAL SYSTEMS<br>NAT<br>LEVEL | OPT<br>LEVEL |
|--|-----------------|------------|--------------|--------|------------------------|---------------|---------------------------------|--------------|
| LOWER BRULE  | 4690441         | LYMAN      | NaF          | ADJ    | /81                    | 900           |                                 | 1.2          |
| TOTAL POPULATION SERVED BY SOURCE WATER SYSTEM - - - - - |                 |            |              |        |                        | 900           |                                 |              |
| MADISON  | 4600199         | LAKE       | Acid         | ADJ    | 05/70                  | 6213          |                                 | 1.2          |
| TOTAL POPULATION SERVED BY SOURCE WATER SYSTEM - - - - - |                 |            |              |        |                        | 6213          |                                 |              |
| MANDERSON  | 4690479         | SHANNON    | NaF          | ADJ    |                        | 395           |                                 | 1.2          |
| TOTAL POPULATION SERVED BY SOURCE WATER SYSTEM - - - - - |                 |            |              |        |                        | 395           |                                 |              |
| MANDERSON DAY SCHOOL                                     | 4690467         | SHANNON    | NaF          | ADJ    |                        | 256           |                                 | 5.4          |
| TOTAL POPULATION SERVED BY SOURCE WATER SYSTEM - - - - - |                 |            |              |        |                        | 256           |                                 |              |
| MANSFIELD  | 4600200         | BROWN      |              | NATL   |                        | 111           | 1.7                             |              |
| TOTAL POPULATION SERVED BY SOURCE WATER SYSTEM - - - - - |                 |            |              |        |                        | 111           |                                 |              |
| MARION   | 4600201         | TURNER     | Acid         | ADJ    | 09/82                  | 832           |                                 | 1.2          |
| TOTAL POPULATION SERVED BY SOURCE WATER SYSTEM - - - - - |                 |            |              |        |                        | 832           |                                 |              |
| MARTIN   | 4600202         | BENNETT    | NaF          | ADJ    | 11/71                  | 1017          |                                 | 1.2          |
| TOTAL POPULATION SERVED BY SOURCE WATER SYSTEM - - - - - |                 |            |              |        |                        | 1017          |                                 |              |
| MCCOOK LAKE  | 4600177         | MCCOOK     | NaF          | ADJ    | 10/72                  | 600           |                                 | 1.2          |
| TOTAL POPULATION SERVED BY SOURCE WATER SYSTEM - - - - - |                 |            |              |        |                        | 600           |                                 |              |
| MCINTOSH   | 4600197         | CORSON     |              | NATL   |                        | 408           | 1.4                             |              |
| TOTAL POPULATION SERVED BY SOURCE WATER SYSTEM - - - - - |                 |            |              |        |                        | 408           |                                 |              |
| MCLAUGHLIN   | 4600198         | CORSON     | NaF          | ADJ    | 10/72                  | 775           |                                 | 1.2          |
| TOTAL POPULATION SERVED BY SOURCE WATER SYSTEM - - - - - |                 |            |              |        |                        | 775           |                                 |              |
| MELLETTTE  | 4600204         | SPINK      |              | NATL   |                        | 191           | 2.6                             |              |
| TOTAL POPULATION SERVED BY SOURCE WATER SYSTEM - - - - - |                 |            |              |        |                        | 191           |                                 |              |
| MENNO  | 4600205         | HUTCHINSON |              | NATL   |                        | 805           | 2.4                             |              |
| TOTAL POPULATION SERVED BY SOURCE WATER SYSTEM - - - - - |                 |            |              |        |                        | 805           |                                 |              |

POPULATION SERVED FLUORIDATED DRINKING WATER BY SOURCE SYSTEM,  
CONSECUTIVE SYSTEM, AND COUNTY WITHIN STATE (AS OF 12/31/85)

# SOUTH DAKOTA

| WATER SYSTEM and<br>CONSECUTIVE SYSTEMS SERVED           | EPA<br>ID<br>NO | COUNTY    | CHEM<br>USED | STATUS | FLUOR<br>START<br>DATE | POP<br>SERVED | NATURAL SYSTEMS<br>NAT<br>LEVEL | OPT<br>LEVEL |
|--|-----------------|-----------|--------------|--------|------------------------|---------------|---------------------------------|--------------|
| MIDLAND  | 4600012         | HAAKON    |              | NATL   |                        | 276           | 2.3                             |              |
| TOTAL POPULATION SERVED BY SOURCE WATER SYSTEM - - - - - |                 |           |              |        |                        | 276           |                                 |              |
| MILBANK  | 4600207         | GRANT     | Acid         | ADJ    | 04/68                  | 4108          | 1.2                             |              |
| TOTAL POPULATION SERVED BY SOURCE WATER SYSTEM - - - - - |                 |           |              |        |                        | 4108          |                                 |              |
| MILLER   | 4600211         | HAND      |              | NATL   |                        | 1930          | 2.1                             |              |
| TOTAL POPULATION SERVED BY SOURCE WATER SYSTEM - - - - - |                 |           |              |        |                        | 1930          |                                 |              |
| MINA LAKE  | 4600501         | EDMUNDS   | NaF          | ADJ    | 05/78                  | 400           | 1.2                             |              |
| TOTAL POPULATION SERVED BY SOURCE WATER SYSTEM - - - - - |                 |           |              |        |                        | 400           |                                 |              |
| MINNEHAHA RWS  | 4600432         | MINNEHAHA | Acid         | ADJ    | 12/77                  | 3963          | 1.2                             |              |
| BALTIC   | 4600034         | MINNEHAHA |              | CONS   |                        | 688           |                                 |              |
| CROOKS   | 4600391         | MINNEHAHA |              | CONS   |                        | 598           |                                 |              |
| HUMBOLDT   | 4600167         | MINNEHAHA |              | CONS   |                        | 486           |                                 |              |
| TOTAL POPULATION SERVED BY SOURCE WATER SYSTEM - - - - - |                 |           |              |        |                        | 5735          |                                 |              |
| MISSION  | 4600401         | TODD      | Acid         | ADJ    | 12/76                  | 744           | 1.2                             |              |
| TOTAL POPULATION SERVED BY SOURCE WATER SYSTEM - - - - - |                 |           |              |        |                        | 744           |                                 |              |
| MITCHELL   | 4600214         | DAVISON   | NaF          | ADJ    | 11/54                  | 13917         | 1.2                             |              |
| DAVISON RWS  | 4601090         | DAVISON   |              | CONS   |                        | 1841          |                                 |              |
| TOTAL POPULATION SERVED BY SOURCE WATER SYSTEM - - - - - |                 |           |              |        |                        | 15758         |                                 |              |
| MOBILE DWELLERS-ABERDEEN                                 | 4600023         | BROWN     |              | NATL   |                        | 130           | 1.6                             |              |
| TOTAL POPULATION SERVED BY SOURCE WATER SYSTEM - - - - - |                 |           |              |        |                        | 130           |                                 |              |
| MOBRIDGE   | 4600215         | WALWORTH  | Acid         | ADJ    | 03/52                  | 4157          | 1.2                             |              |
| TOTAL POPULATION SERVED BY SOURCE WATER SYSTEM - - - - - |                 |           |              |        |                        | 4157          |                                 |              |
| MONROE   | 4600216         | TURNER    | NaF          | ADJ    | 04/76                  | 170           | 1.2                             |              |
| TOTAL POPULATION SERVED BY SOURCE WATER SYSTEM - - - - - |                 |           |              |        |                        | 170           |                                 |              |
| MORRISTOWN   | 4600218         | CORSON    |              | NATL   |                        | 125           | 2.9                             |              |
| TOTAL POPULATION SERVED BY SOURCE WATER SYSTEM - - - - - |                 |           |              |        |                        | 125           |                                 |              |

POPULATION SERVED FLUORIDATED DRINKING WATER BY SOURCE SYSTEM,  
CONSECUTIVE SYSTEM, AND COUNTY WITHIN STATE (AS OF 12/31/85)

# SOUTH DAKOTA

| WATER SYSTEM and<br>CONSECUTIVE SYSTEMS SERVED | EPA<br>ID<br>NO | COUNTY     | CHEM<br>USED | STATUS | FLUOR<br>START<br>DATE | POP<br>SERVED | NATURAL SYSTEMS |              |
|--|-----------------|------------|--------------|--------|------------------------|---------------|-----------------|--------------|
|  |                 |            |              |        |                        |               | NAT<br>LEVEL    | OPT<br>LEVEL |
| MOUND CITY                                     | 4600219         | CAMPBELL   |              |        |                        | 112           | 2.9             |              |
| TOTAL POPULATION SERVED BY SOURCE WATER SYSTEM |                 |            |              |        |                        | 112           |                 |              |
| MOUNT VERNON                                   | 4600220         | DAVISON    |              |        |                        | 403           | 1.1             |              |
| TOTAL POPULATION SERVED BY SOURCE WATER SYSTEM |                 |            |              |        |                        | 403           |                 |              |
| MURDO  | 4600221         | JONES      | NaF          | ADJ    | 09/72                  | 721           |                 | 1.2          |
| TOTAL POPULATION SERVED BY SOURCE WATER SYSTEM |                 |            |              |        |                        | 721           |                 |              |
| N BEADLE-S SPINK RWS                           | 4600880         | BEADLE     | Acid         | ADJ    | 09/83                  | 643           |                 | 1.2          |
| HITCHCOCK                                      | 4600161         | BEADLE     |              | CONS   |                        | 134           |                 |              |
| WOLSEY   | 4600375         | BEADLE     |              | CONS   |                        | 437           |                 |              |
| TOTAL POPULATION SERVED BY SOURCE WATER SYSTEM |                 |            |              |        |                        | 1214          |                 |              |
| NEW UNDERWOOD                                  | 4600224         | PENNINGTON | NaF          | ADJ    | 03/83                  | 520           |                 | 1.2          |
| TOTAL POPULATION SERVED BY SOURCE WATER SYSTEM |                 |            |              |        |                        | 520           |                 |              |
| NEWELL   | 4600222         | BUTTE      |              |        |                        | 642           | 1.0             |              |
| TOTAL POPULATION SERVED BY SOURCE WATER SYSTEM |                 |            |              |        |                        | 642           |                 |              |
| NORTH SIOUX CITY                               | 4600226         | UNION      |              |        |                        | 1823          | 0.9             |              |
| TOTAL POPULATION SERVED BY SOURCE WATER SYSTEM |                 |            |              |        |                        | 1823          |                 |              |
| NORTHVILLE                                     | 4600227         | SPINK      |              |        |                        | 139           | 3.5             |              |
| TOTAL POPULATION SERVED BY SOURCE WATER SYSTEM |                 |            |              |        |                        | 139           |                 |              |
| NUNDA  | 4600228         | LAKE       |              |        |                        | 60            | 1.1             |              |
| TOTAL POPULATION SERVED BY SOURCE WATER SYSTEM |                 |            |              |        |                        | 60            |                 |              |
| OACOMA   | 4600229         | LYMAN      | NaF          | ADJ    | 01/81                  | 288           |                 | 1.2          |
| TOTAL POPULATION SERVED BY SOURCE WATER SYSTEM |                 |            |              |        |                        | 288           |                 |              |
| OELRICHS                                       | 4600230         | FALL RIVER |              |        |                        | 123           | 1.0             |              |
| TOTAL POPULATION SERVED BY SOURCE WATER SYSTEM |                 |            |              |        |                        | 123           |                 |              |
| OGLALA   | 4690480         | SHANNON    | NaF          | ADJ    |                        | 291           |                 | 1.2          |
| TOTAL POPULATION SERVED BY SOURCE WATER SYSTEM |                 |            |              |        |                        | 291           |                 |              |

POPULATION SERVED FLUORIDATED DRINKING WATER BY SOURCE SYSTEM,  
CONSECUTIVE SYSTEM, AND COUNTY WITHIN STATE (AS OF 12/31/85)

## SOUTH DAKOTA

| WATER SYSTEM and<br>CONSECUTIVE SYSTEMS SERVED           | EPA<br>ID<br>NO | COUNTY     | CHEM<br>USED | STATUS | FLUOR<br>START<br>DATE | POP<br>SERVED | NATURAL SYSTEMS<br>NAT<br>LEVEL | OPT<br>LEVEL |
|--|-----------------|------------|--------------|--------|------------------------|---------------|---------------------------------|--------------|
| OLD AGENCY   | 4690458         |            | NaF          | ADJ    |                        | 567           |                                 | 1.2          |
| TOTAL POPULATION SERVED BY SOURCE WATER SYSTEM - - - - - |                 |            |              |        |                        | 567           |                                 |              |
| OLDHAM   | 4600231         | KINGSBURY  |              | NATL   |                        | 221           |                                 | 1.9          |
| TOTAL POPULATION SERVED BY SOURCE WATER SYSTEM - - - - - |                 |            |              |        |                        | 221           |                                 |              |
| ONIDA  | 4600233         | SULLY      |              | NATL   |                        | 848           |                                 | 2.6          |
| TOTAL POPULATION SERVED BY SOURCE WATER SYSTEM - - - - - |                 |            |              |        |                        | 848           |                                 |              |
| ORIENT   | 4600234         | FAULK      |              | NATL   |                        | 89            |                                 | 2.7          |
| TOTAL POPULATION SERVED BY SOURCE WATER SYSTEM - - - - - |                 |            |              |        |                        | 89            |                                 |              |
| PARKER   | 4600235         | TURNER     | Acid         | ADJ    | 01/69                  | 995           |                                 | 1.2          |
| TOTAL POPULATION SERVED BY SOURCE WATER SYSTEM - - - - - |                 |            |              |        |                        | 995           |                                 |              |
| PARKSTON   | 4600236         | HUTCHINSON | Acid         | ADJ    | 01/72                  | 1546          |                                 | 1.2          |
| TOTAL POPULATION SERVED BY SOURCE WATER SYSTEM - - - - - |                 |            |              |        |                        | 1546          |                                 |              |
| PEEVER   | 4600237         | ROBERTS    | NaF          | ADJ    | 09/82                  | 232           |                                 | 1.2          |
| TOTAL POPULATION SERVED BY SOURCE WATER SYSTEM - - - - - |                 |            |              |        |                        | 232           |                                 |              |
| PEEVER FLATS   | 4690461         |            | NaF          | ADJ    |                        | 151           |                                 | 1.2          |
| TOTAL POPULATION SERVED BY SOURCE WATER SYSTEM - - - - - |                 |            |              |        |                        | 151           |                                 |              |
| PHILIP   | 4600238         | HAAKON     | NaF          | ADJ    | 05/72                  | 1088          |                                 | 1.2          |
| TOTAL POPULATION SERVED BY SOURCE WATER SYSTEM - - - - - |                 |            |              |        |                        | 1088          |                                 |              |
| PIERRE   | 4600242         | HUGHES     | Acid         | ADJ    | 08/68                  | 11966         |                                 | 1.2          |
| TOTAL POPULATION SERVED BY SOURCE WATER SYSTEM - - - - - |                 |            |              |        |                        | 11966         |                                 |              |
| PINE RIDGE   | 4690475         | SHANNON    | NaF          | ADJ    | /75                    | 3614          |                                 | 1.2          |
| TOTAL POPULATION SERVED BY SOURCE WATER SYSTEM - - - - - |                 |            |              |        |                        | 3614          |                                 |              |
| PLANKINTON   | 4600245         | AURORA     |              | NATL   |                        | 644           |                                 | 1.4          |
| TOTAL POPULATION SERVED BY SOURCE WATER SYSTEM - - - - - |                 |            |              |        |                        | 644           |                                 |              |

POPULATION SERVED FLUORIDATED DRINKING WATER BY SOURCE SYSTEM,  
CONSECUTIVE SYSTEM, AND COUNTY WITHIN STATE (AS OF 12/31/85)

**SOUTH DAKOTA**

| WATER SYSTEM and<br>CONSECUTIVE SYSTEMS SERVED           | EPA<br>ID<br>NO | COUNTY      | CHEM<br>USED | STATUS | FLUOR<br>START<br>DATE | POP<br>SERVED | NATURAL SYSTEMS<br>NAT OPT<br>LEVEL LEVEL |
|--|-----------------|-------------|--------------|--------|------------------------|---------------|---|
| PLEASANT VAL ESTS-ABERDEEN                               | 4600404         | BROWN       |              | NATL   |                        | 50            | 2.1                                       |
| TOTAL POPULATION SERVED BY SOURCE WATER SYSTEM - - - - - |                 |             |              |        |                        | 50            |   |
| PORCUPINE DAY SCHOOL                                     | 4690469         | SHANNON     | NaF          | ADJ    |                        | 158           | 5.4                                       |
| TOTAL POPULATION SERVED BY SOURCE WATER SYSTEM - - - - - |                 |             |              |        |                        | 158           |   |
| POTATO CREEK   | 4690472         | SHANNON     | NaF          | ADJ    |                        | 78            | 1.2                                       |
| TOTAL POPULATION SERVED BY SOURCE WATER SYSTEM - - - - - |                 |             |              |        |                        | 78            |   |
| PRESHO   | 4600248         | LYMAN       |              | NATL   |                        | 756           | 2.0                                       |
| TOTAL POPULATION SERVED BY SOURCE WATER SYSTEM - - - - - |                 |             |              |        |                        | 756           |   |
| QUINN  | 4600251         | PENNINGTON  |              | NATL   |                        | 80            | 3.1                                       |
| TOTAL POPULATION SERVED BY SOURCE WATER SYSTEM - - - - - |                 |             |              |        |                        | 80            |   |
| RAMONA   | 4600252         | LAKE        |              | NATL   |                        | 238           | 1.7                                       |
| TOTAL POPULATION SERVED BY SOURCE WATER SYSTEM - - - - - |                 |             |              |        |                        | 238           |   |
| RANDALL I & II RWS                                       | 4600433         | CHARLES MIX | NaF          | ADJ    | 01/79                  | 2535          | 1.2                                       |
| ARMOUR   | 4600028         | DOUGLAS     |              | CONS   |                        | 818           |   |
| WAGNER   | 4600348         | CHARLES MIX |              | CONS   |                        | 1457          |   |
| TOTAL POPULATION SERVED BY SOURCE WATER SYSTEM - - - - - |                 |             |              |        |                        | 4810          |   |
| RANDALL III  | 4600435         | CHARLES MIX | NaF          | ADJ    | 06/78                  | 1890          | 1.2                                       |
| GEDDES   | 4600141         | CHARLES MIX |              | CONS   |                        | 303           |   |
| PLATTE   | 4600246         | CHARLES MIX |              | CONS   |                        | 1333          |   |
| TOTAL POPULATION SERVED BY SOURCE WATER SYSTEM - - - - - |                 |             |              |        |                        | 3526          |   |
| RAPID CITY   | 4600406         | PENNINGTON  | NaF          | ADJ    | 08/70                  | 43835         | 1.2                                       |
| ELLSWORTH AFB  | 4608004         | MEADE       |              | CONS   |                        | 5000          |   |
| TOTAL POPULATION SERVED BY SOURCE WATER SYSTEM - - - - - |                 |             |              |        |                        | 48835         |   |
| RAPID VALLEY RWS   | 4600274         | PENNINGTON  | Acid         | ADJ    | 01/76                  | 6000          | 1.2                                       |
| TOTAL POPULATION SERVED BY SOURCE WATER SYSTEM - - - - - |                 |             |              |        |                        | 6000          |   |
| RED IRON LAKE  | 4690456         |             | NaF          | ADJ    |                        | 78            | 1.2                                       |
| TOTAL POPULATION SERVED BY SOURCE WATER SYSTEM - - - - - |                 |             |              |        |                        | 78            |   |

POPULATION SERVED FLUORIDATED DRINKING WATER BY SOURCE SYSTEM,  
CONSECUTIVE SYSTEM, AND COUNTY WITHIN STATE (AS OF 12/31/85)

## SOUTH DAKOTA

| WATER SYSTEM and<br>CONSECUTIVE SYSTEMS SERVED           | EPA<br>ID<br>NO | COUNTY    | CHEM<br>USED | STATUS | FLUOR<br>START<br>DATE | POP<br>SERVED | NATURAL SYSTEMS<br>NAT<br>LEVEL | OPT<br>LEVEL |
|--|-----------------|-----------|--------------|--------|------------------------|---------------|---------------------------------|--------------|
| RED SHIRT  | 4690482         | SHANNON   | NaF          | ADJ    |                        | 135           |                                 | 1.2          |
| TOTAL POPULATION SERVED BY SOURCE WATER SYSTEM - - - - - |                 |           |              |        |                        | 135           |                                 |              |
| REDFIELD   | 4600277         | SPINK     |              | NATL   |                        | 3006          | 2.8                             |              |
| TOTAL POPULATION SERVED BY SOURCE WATER SYSTEM - - - - - |                 |           |              |        |                        | 3006          |                                 |              |
| RELIANCE   | 4600279         | LYMAN     |              | NATL   |                        | 191           | 2.5                             |              |
| TOTAL POPULATION SERVED BY SOURCE WATER SYSTEM - - - - - |                 |           |              |        |                        | 191           |                                 |              |
| RICHMOND HTS-ABERDEEN                                    | 4600504         | BROWN     |              | NATL   |                        | 40            | 1.7                             |              |
| TOTAL POPULATION SERVED BY SOURCE WATER SYSTEM - - - - - |                 |           |              |        |                        | 40            |                                 |              |
| ROCKHAM  | 4600281         | FAULK     |              | NATL   |                        | 52            | 3.0                             |              |
| TOTAL POPULATION SERVED BY SOURCE WATER SYSTEM - - - - - |                 |           |              |        |                        | 52            |                                 |              |
| ROLLING MEADOWS-ABERDEEN                                 | 4600620         | BROWN     |              | NATL   |                        | 50            | 1.9                             |              |
| TOTAL POPULATION SERVED BY SOURCE WATER SYSTEM - - - - - |                 |           |              |        |                        | 50            |                                 |              |
| ROSCOE   | 4600282         | EDMUNDS   |              | NATL   |                        | 369           | 3.0                             |              |
| TOTAL POPULATION SERVED BY SOURCE WATER SYSTEM - - - - - |                 |           |              |        |                        | 369           |                                 |              |
| ROSEBUD  | 4690494         | TODD      | Acid         | ADJ    | /75                    | 1373          |                                 | 1.2          |
| TOTAL POPULATION SERVED BY SOURCE WATER SYSTEM - - - - - |                 |           |              |        |                        | 1373          |                                 |              |
| SALEM  | 4600288         | MCCOOK    | NaF          | ADJ    | 03/71                  | 1486          |                                 | 1.2          |
| TOTAL POPULATION SERVED BY SOURCE WATER SYSTEM - - - - - |                 |           |              |        |                        | 1486          |                                 |              |
| SELBY  | 4600291         | WALLWORTH | NaSiF6       | ADJ    | 05/72                  | 890           |                                 | 1.2          |
| TOTAL POPULATION SERVED BY SOURCE WATER SYSTEM - - - - - |                 |           |              |        |                        | 890           |                                 |              |
| SHARPS CORNER  | 4690473         | SHANNON   | NaF          | ADJ    |                        | 83            |                                 | 1.2          |
| TOTAL POPULATION SERVED BY SOURCE WATER SYSTEM - - - - - |                 |           |              |        |                        | 83            |                                 |              |
| SINAI  | 4600293         | BROOKINGS |              | NATL   |                        | 129           | 1.5                             |              |
| TOTAL POPULATION SERVED BY SOURCE WATER SYSTEM - - - - - |                 |           |              |        |                        | 129           |                                 |              |

POPULATION SERVED FLUORIDATED DRINKING WATER BY SOURCE SYSTEM,  
 CONSECUTIVE SYSTEM, AND COUNTY WITHIN STATE (AS OF 12/31/85)

**SOUTH DAKOTA**

| WATER SYSTEM and<br>CONSECUTIVE SYSTEMS SERVED           | EPA<br>ID<br>NO | COUNTY    | CHEM<br>USED | STATUS | FLUOR<br>START<br>DATE | POP<br>SERVED | NATURAL SYSTEMS<br>NAT<br>LEVEL | OPT<br>LEVEL |
|--|-----------------|-----------|--------------|--------|------------------------|---------------|---------------------------------|--------------|
| SIOUX FALLS  | 4600294         | MINNEHAHA | NaSiF6       | ADJ    | 10/70                  | 83232         |                                 | 1.2          |
| LINCOLN CO RWS   | 4600304         | LINCOLN   |              | CONS   |                        | 2000          |                                 |              |
| TEA  | 4600409         | LINCOLN   |              | CONS   |                        | 737           |                                 |              |
| TOTAL POPULATION SERVED BY SOURCE WATER SYSTEM - - - - - |                 |           |              |        |                        | 85969         |                                 |              |
| SIOUX I  | 4600436         | CODINGTON | Acid         | ADJ    | 11/75                  | 1960          |                                 | 1.2          |
| TOTAL POPULATION SERVED BY SOURCE WATER SYSTEM - - - - - |                 |           |              |        |                        | 1960          |                                 |              |
| SIOUX II   | 4600866         | HAMLIN    | Acid         | ADJ    | 11/75                  | 0             |                                 | 1.2          |
| BRYANT   | 4600076         | HAMLIN    |              | CONS   |                        | 502           |                                 |              |
| HAZEL  | 4600509         | HAMLIN    |              | CONS   |                        | 1400          |                                 |              |
| TOTAL POPULATION SERVED BY SOURCE WATER SYSTEM - - - - - |                 |           |              |        |                        | 1902          |                                 |              |
| SISSETON   | 4600310         | ROBERTS   | Acid         | ADJ    | 04/72                  | 2779          |                                 | 1.2          |
| TOTAL POPULATION SERVED BY SOURCE WATER SYSTEM - - - - - |                 |           |              |        |                        | 2779          |                                 |              |
| SOUTH LINCOLN RWS  | 4600870         | LINCOLN   |              | NATL   |                        | 2983          | 1.9                             |              |
| CHANCELLOR   | 4600087         | TURNER    |              | CONS   |                        | 257           |                                 |              |
| TOTAL POPULATION SERVED BY SOURCE WATER SYSTEM - - - - - |                 |           |              |        |                        | 3240          |                                 |              |
| SPEARFISH  | 4600311         | LAWRENCE  | NaF          | ADJ    | 11/70                  | 5252          |                                 | 1.2          |
| TOTAL POPULATION SERVED BY SOURCE WATER SYSTEM - - - - - |                 |           |              |        |                        | 5252          |                                 |              |
| SPRING CREEK   | 4690490         | TODD      | NaF          | ADJ    |                        | 260           |                                 | 1.2          |
| TOTAL POPULATION SERVED BY SOURCE WATER SYSTEM - - - - - |                 |           |              |        |                        | 260           |                                 |              |
| SPRINGFIELD  | 4600317         | BON HOMME | NaF          | ADJ    | 06/67                  | 1381          |                                 | 1.2          |
| TOTAL POPULATION SERVED BY SOURCE WATER SYSTEM - - - - - |                 |           |              |        |                        | 1381          |                                 |              |
| ST FRANCIS   | 4600330         | TODD      | NaF          | ADJ    | 01/83                  | 770           |                                 | 1.2          |
| TOTAL POPULATION SERVED BY SOURCE WATER SYSTEM - - - - - |                 |           |              |        |                        | 770           |                                 |              |
| STATE HOSPITAL-REDFIELD                                  | 4600503         | SPINK     |              | NATL   |                        | 1100          | 2.3                             |              |
| TOTAL POPULATION SERVED BY SOURCE WATER SYSTEM - - - - - |                 |           |              |        |                        | 1100          |                                 |              |
| STATE TRAINING SCHOOL                                    | 5600056         | AURORA    |              | NATL   |                        | 67            | 1.7                             |              |
| TOTAL POPULATION SERVED BY SOURCE WATER SYSTEM - - - - - |                 |           |              |        |                        | 67            |                                 |              |



POPULATION SERVED FLUORIDATED DRINKING WATER BY SOURCE SYSTEM,  
CONSECUTIVE SYSTEM, AND COUNTY WITHIN STATE (AS OF 12/31/85)

**SOUTH DAKOTA**

| WATER SYSTEM and<br>CONSECUTIVE SYSTEMS SERVED           | EPA<br>ID<br>NO | COUNTY     | CHEM<br>USED | STATUS | FLUOR<br>START<br>DATE | POP<br>SERVED | NATURAL SYSTEMS<br>NAT OPT<br>LEVEL LEVEL |
|--|-----------------|------------|--------------|--------|------------------------|---------------|---|
| STRATFORD  | 4600408         | BROWN      |              |        | NATL                   | 82            | 1.3                                       |
| TOTAL POPULATION SERVED BY SOURCE WATER SYSTEM - - - - - |                 |            |              |        |                        | 82            |   |
| STURGIS  | 4600321         | MEADE      | NaF          | ADJ    | 12/70                  | 5182          | 1.2                                       |
| TOTAL POPULATION SERVED BY SOURCE WATER SYSTEM - - - - - |                 |            |              |        |                        | 5182          |   |
| SWIFTBEAR  | 4690491         | TODD       | NaF          | ADJ    |                        | 140           | 1.2                                       |
| TOTAL POPULATION SERVED BY SOURCE WATER SYSTEM - - - - - |                 |            |              |        |                        | 140           |   |
| TIMBER LAKE  | 4600411         | DEWEY      | NaF          | ADJ    | 06/76                  | 654           | 1.2                                       |
| TOTAL POPULATION SERVED BY SOURCE WATER SYSTEM - - - - - |                 |            |              |        |                        | 654           |   |
| TRI-COUNTY RWS   | 4600112         | DEWEY      | NaF          | ADJ    | /80                    | 4171          | 1.2                                       |
| COLOME   | 4600094         | TRIPP      |              | CONS   |                        | 361           |   |
| DUPREE   | 4600110         | ZIEBACH    |              | CONS   |                        | 548           |   |
| EAGLE BUTTE  | 4600010         | DEWEY      |              | CONS   |                        | 438           |   |
| FAITH  | 4600124         | MEADE      |              | CONS   |                        | 576           |   |
| TOTAL POPULATION SERVED BY SOURCE WATER SYSTEM - - - - - |                 |            |              |        |                        | 6094          |   |
| TRIPP  | 4600334         | HUTCHINSON |              |        | NATL                   | 796           | 1.4                                       |
| TOTAL POPULATION SERVED BY SOURCE WATER SYSTEM - - - - - |                 |            |              |        |                        | 796           |   |
| TRIPP CO RWS   | 4600520         | TRIPP      | NaF          | ADJ    | 11/78                  | 1874          | 1.2                                       |
| DALLAS   | 4600102         | GREGORY    |              | CONS   |                        | 199           |   |
| WITTEN   | 4600374         | TRIPP      |              | CONS   |                        | 132           |   |
| WOOD   | 4600924         | MELLETTTE  |              | CONS   |                        | 134           |   |
| TOTAL POPULATION SERVED BY SOURCE WATER SYSTEM - - - - - |                 |            |              |        |                        | 2339          |   |
| TULARE   | 4600335         | SPINK      |              |        | NATL                   | 237           | 1.8                                       |
| TOTAL POPULATION SERVED BY SOURCE WATER SYSTEM - - - - - |                 |            |              |        |                        | 237           |   |
| TWO STRIKE   | 4690514         | TODD       | NaF          | ADJ    |                        | 109           | 1.2                                       |
| TOTAL POPULATION SERVED BY SOURCE WATER SYSTEM - - - - - |                 |            |              |        |                        | 109           |   |
| TYNDALL  | 4600337         | BON HOMME  | NaF          | ADJ    | 07/73                  | 1249          | 1.2                                       |
| TOTAL POPULATION SERVED BY SOURCE WATER SYSTEM - - - - - |                 |            |              |        |                        | 1249          |   |

POPULATION SERVED FLUORIDATED DRINKING WATER BY SOURCE SYSTEM,  
 CONSECUTIVE SYSTEM, AND COUNTY WITHIN STATE (AS OF 12/31/85)

**SOUTH DAKOTA**

| WATER SYSTEM and<br>CONSECUTIVE SYSTEMS SERVED           | EPA<br>ID<br>NO | COUNTY     | CHEM<br>USED | STATUS | FLUOR<br>START<br>DATE | POP<br>SERVED | NATURAL SYSTEMS<br>NAT<br>LEVEL | OPT<br>LEVEL |
|--|-----------------|------------|--------------|--------|------------------------|---------------|---------------------------------|--------------|
| VALLEY SPRINGS   | 4600340         | MINNEHAHA  | Acid         | ADJ    | 10/73                  | 801           |                                 | 1.2          |
| TOTAL POPULATION SERVED BY SOURCE WATER SYSTEM - - - - - |                 |            |              |        |                        | 801           |                                 |              |
| VIBORG   | 4600343         | TURNER     | NaF          | ADJ    | 03/77                  | 750           |                                 | 1.2          |
| TOTAL POPULATION SERVED BY SOURCE WATER SYSTEM - - - - - |                 |            |              |        |                        | 750           |                                 |              |
| VIRGIL   | 4600344         | BEADLE     |              | NATL   |                        | 37            | 1.8                             |              |
| TOTAL POPULATION SERVED BY SOURCE WATER SYSTEM - - - - - |                 |            |              |        |                        | 37            |                                 |              |
| VOLGA  | 4600346         | BROOKINGS  | NaF          | ADJ    | 04/72                  | 1214          |                                 | 1.2          |
| TOTAL POPULATION SERVED BY SOURCE WATER SYSTEM - - - - - |                 |            |              |        |                        | 1214          |                                 |              |
| WALL   | 4600417         | PENNINGTON |              | NATL   |                        | 761           | 2.2                             |              |
| TOTAL POPULATION SERVED BY SOURCE WATER SYSTEM - - - - - |                 |            |              |        |                        | 761           |                                 |              |
| WANBLEE  | 4690471         | SHANNON    | NaF          | ADJ    |                        | 416           |                                 | 1.2          |
| TOTAL POPULATION SERVED BY SOURCE WATER SYSTEM - - - - - |                 |            |              |        |                        | 416           |                                 |              |
| WATERTOWN  | 4600356         | CODINGTON  | NaSiF6       | ADJ    | 09/53                  | 15632         |                                 | 1.2          |
| TOTAL POPULATION SERVED BY SOURCE WATER SYSTEM - - - - - |                 |            |              |        |                        | 15632         |                                 |              |
| WAUBAY   | 4600357         | DAY        | NaF          | ADJ    | 10/74                  | 673           |                                 | 1.2          |
| TOTAL POPULATION SERVED BY SOURCE WATER SYSTEM - - - - - |                 |            |              |        |                        | 673           |                                 |              |
| WEBSTER  | 4600360         | DAY        | Acid         | ADJ    | 01/70                  | 2414          |                                 | 1.2          |
| TOTAL POPULATION SERVED BY SOURCE WATER SYSTEM - - - - - |                 |            |              |        |                        | 2414          |                                 |              |
| WESSINGTON SPRINGS                                       | 4600362         | JERAULD    | Acid         | ADJ    | 05/66                  | 1192          |                                 | 1.2          |
| TOTAL POPULATION SERVED BY SOURCE WATER SYSTEM - - - - - |                 |            |              |        |                        | 1192          |                                 |              |
| WHITE RIVER  | 4600367         | MELLETTTE  | Acid         | ADJ    | 01/74                  | 561           |                                 | 1.2          |
| TOTAL POPULATION SERVED BY SOURCE WATER SYSTEM - - - - - |                 |            |              |        |                        | 561           |                                 |              |
| WHITEWOOD  | 4600368         | LAWRENCE   | NaF          | ADJ    | 09/74                  | 829           |                                 | 1.2          |
| TOTAL POPULATION SERVED BY SOURCE WATER SYSTEM - - - - - |                 |            |              |        |                        | 829           |                                 |              |

POPULATION SERVED FLUORIDATED DRINKING WATER BY SOURCE SYSTEM,  
CONSECUTIVE SYSTEM, AND COUNTY WITHIN STATE (AS OF 12/31/85)

## SOUTH DAKOTA

| WATER SYSTEM and<br>CONSECUTIVE SYSTEMS SERVED           | EPA<br>ID<br>NO | COUNTY              | CHEM<br>USED | STATUS | FLUOR<br>START<br>DATE | POP<br>SERVED | NATURAL SYSTEMS<br>NAT<br>LEVEL | OPT<br>LEVEL |
|--|-----------------|---------------------|--------------|--------|------------------------|---------------|---------------------------------|--------------|
| WILMOT   | 4600371         | ROBERTS             | NaF          | ADJ    | 12/74                  | 508           |                                 | 1.2          |
| TOTAL POPULATION SERVED BY SOURCE WATER SYSTEM - - - - - |                 |                     |              |        |                        | 508           |                                 |              |
| WINNER   | 4600373         | TRIPP               | Acid         | ADJ    | 07/70                  | 3466          |                                 | 1.2          |
| TOTAL POPULATION SERVED BY SOURCE WATER SYSTEM - - - - - |                 |                     |              |        |                        | 3466          |                                 |              |
| WOLF CREEK   | 4690483         | SHANNON             | NaF          | ADJ    |                        | 52            |                                 | 1.2          |
| TOTAL POPULATION SERVED BY SOURCE WATER SYSTEM - - - - - |                 |                     |              |        |                        | 52            |                                 |              |
| WONDERLAND HOMES WS                                      | 4600421         | MEADE               | NaF          | ADJ    | 01/83                  | 500           |                                 | 1.2          |
| TOTAL POPULATION SERVED BY SOURCE WATER SYSTEM - - - - - |                 |                     |              |        |                        | 500           |                                 |              |
| WOONSOCKET   | 4600376         | SANBORN             | Acid         | ADJ    | 05/72                  | 794           |                                 | 1.2          |
| TOTAL POPULATION SERVED BY SOURCE WATER SYSTEM - - - - - |                 |                     |              |        |                        | 794           |                                 |              |
| WORTHING   | 4600377         | LINCOLN             |              | NATL   |                        | 386           | 1.1                             |              |
| TOTAL POPULATION SERVED BY SOURCE WATER SYSTEM - - - - - |                 |                     |              |        |                        | 386           |                                 |              |
| WOUNDED KNEE   | 4690478         | SHANNON             | NaF          | ADJ    |                        | 208           |                                 | 1.2          |
| TOTAL POPULATION SERVED BY SOURCE WATER SYSTEM - - - - - |                 |                     |              |        |                        | 208           |                                 |              |
| YALE   | 4600378         | BEADLE              |              | NATL   |                        | 136           | 2.0                             |              |
| TOTAL POPULATION SERVED BY SOURCE WATER SYSTEM - - - - - |                 |                     |              |        |                        | 136           |                                 |              |
| YANKTON  | 4600423         | YANKTON             | NaSiF6       | ADJ    | 11/70                  | 12011         |                                 | 1.2          |
| BON HOMME YANKTON I                                      | 4600616         | YANKTON             |              | CONS   |                        | 12224         |                                 |              |
| IRENE  | 4600173         | CLAY/TURNER/YANKTON |              | CONS   |                        | 523           |                                 |              |
| MISSION HILL   | 4600212         | YANKTON             |              | CONS   |                        | 197           |                                 |              |
| UTICA  | 4600338         | YANKTON             |              | CONS   |                        | 100           |                                 |              |
| VOLIN  | 4600347         | YANKTON             |              | CONS   |                        | 156           |                                 |              |
| TOTAL POPULATION SERVED BY SOURCE WATER SYSTEM - - - - - |                 |                     |              |        |                        | 25211         |                                 |              |
| ZELL   | 4600424         | FAULK               |              | NATL   |                        | 69            | 4.0                             |              |
| TOTAL POPULATION SERVED BY SOURCE WATER SYSTEM - - - - - |                 |                     |              |        |                        | 69            |                                 |              |

POPULATION SERVED FLUORIDATED DRINKING WATER BY SOURCE SYSTEM,  
 CONSECUTIVE SYSTEM, AND COUNTY WITHIN STATE (AS OF 12/31/85)

**TENNESSEE**

| WATER SYSTEM and<br>CONSECUTIVE SYSTEMS SERVED           | EPA<br>ID<br>NO | COUNTY    | CHEM<br>USED | STATUS | FLUOR<br>START<br>DATE | POP<br>SERVED | NATURAL SYSTEMS |              |
|--|-----------------|-----------|--------------|--------|------------------------|---------------|-----------------|--------------|
|  |                 |           |              |        |                        |               | NAT<br>LEVEL    | OPT<br>LEVEL |
| 2ND SOUTH CHEATHAM UD                                    | 0000645         | CHEATHAM  | NaF          | ADJ    | 08/72                  | 3328          |                 | 1.0          |
| TOTAL POPULATION SERVED BY SOURCE WATER SYSTEM - - - - - |                 |           |              |        |                        | 3328          |                 |              |
| ADAMSVILLE   | 0000002         | MCNAIRY   | NaF          | ADJ    |                        | 5187          |                 | 1.0          |
| TOTAL POPULATION SERVED BY SOURCE WATER SYSTEM - - - - - |                 |           |              |        |                        | 5187          |                 |              |
| ALAMO  | 0000005         | CROCKETT  | NaF          | ADJ    | 02/83                  | 3139          |                 | 1.0          |
| TOTAL POPULATION SERVED BY SOURCE WATER SYSTEM - - - - - |                 |           |              |        |                        | 3139          |                 |              |
| ALCOA  | 0000007         | BLOUNT    | Acid         | ADJ    | 05/64                  | 21319         |                 | 1.0          |
| TOTAL POPULATION SERVED BY SOURCE WATER SYSTEM - - - - - |                 |           |              |        |                        | 21319         |                 |              |
| ARLINGTON  | 0000019         | SHELBY    | Acid         | ADJ    | 07/68                  | 1248          |                 | 1.0          |
| TOTAL POPULATION SERVED BY SOURCE WATER SYSTEM - - - - - |                 |           |              |        |                        | 1248          |                 |              |
| ARNOLD VILLAGE WS  | 0000830         | COFFEE    | Acid         | ADJ    |                        | 42            |                 | 1.0          |
| TOTAL POPULATION SERVED BY SOURCE WATER SYSTEM - - - - - |                 |           |              |        |                        | 42            |                 |              |
| ARTHUR-SHAWNEE UTIL DIST                                 | 0000022         | CLAIBORNE | Acid         | ADJ    | 09/83                  | 4125          |                 | 1.0          |
| TOTAL POPULATION SERVED BY SOURCE WATER SYSTEM - - - - - |                 |           |              |        |                        | 4125          |                 |              |
| ASHLAND CITY   | 0000023         | CHEATHAM  | NaSiF6       | ADJ    | 03/82                  | 3275          |                 | 1.0          |
| TOTAL POPULATION SERVED BY SOURCE WATER SYSTEM - - - - - |                 |           |              |        |                        | 3275          |                 |              |
| ATHENS   | 0000024         | MCMINN    | Acid         | ADJ    | 09/65                  | 14160         |                 | 1.0          |
| TOTAL POPULATION SERVED BY SOURCE WATER SYSTEM - - - - - |                 |           |              |        |                        | 14160         |                 |              |
| BAKER-EK ELEM  |                 | MCMINN    | NaF          | ADJ    | /73                    | 335           |                 | 4.5          |
| TOTAL POPULATION SERVED BY SOURCE WATER SYSTEM - - - - - |                 |           |              |        |                        | 335           |                 |              |
| BARTLETT   | 0000765         | SHELBY    | NaSiF6       | ADJ    | 08/61                  | 12450         |                 | 1.0          |
| TOTAL POPULATION SERVED BY SOURCE WATER SYSTEM - - - - - |                 |           |              |        |                        | 12450         |                 |              |
| BEDFORD CO UTIL DIST                                     | 0000577         | BEDFORD   | NaSiF6       | ADJ    |                        | 5130          |                 | 1.0          |
| TOTAL POPULATION SERVED BY SOURCE WATER SYSTEM - - - - - |                 |           |              |        |                        | 5130          |                 |              |

POPULATION SERVED FLUORIDATED DRINKING WATER BY SOURCE SYSTEM,  
CONSECUTIVE SYSTEM, AND COUNTY WITHIN STATE (AS OF 12/31/85)

# TENNESSEE

| WATER SYSTEM and<br>CONSECUTIVE SYSTEMS SERVED           | EPA<br>ID<br>NO | COUNTY   | CHEM<br>USED | STATUS | FLUOR<br>START<br>DATE | POP<br>SERVED | NATURAL SYSTEMS<br>NAT<br>LEVEL | OPT<br>LEVEL |
|--|-----------------|----------|--------------|--------|------------------------|---------------|---------------------------------|--------------|
| BELLS  | 0000045         | CROCKETT | NaF          | ADJ    | 04/80                  | 1748          |                                 | 1.0          |
| TOTAL POPULATION SERVED BY SOURCE WATER SYSTEM - - - - - |                 |          |              |        |                        | 1748          |                                 |              |
| BLOOMINGDALE   | 0000056         | SULLIVAN | NaSiF6       | ADJ    | 03/74                  | 9156          |                                 | 1.0          |
| TOTAL POPULATION SERVED BY SOURCE WATER SYSTEM - - - - - |                 |          |              |        |                        | 9156          |                                 |              |
| BOLIVAR  | 0000063         | HARDEMAN | NaSiF6       | ADJ    | 03/66                  | 7649          |                                 | 1.0          |
| TOTAL POPULATION SERVED BY SOURCE WATER SYSTEM - - - - - |                 |          |              |        |                        | 7649          |                                 |              |
| BRADFORD   | 0000067         | GIBSON   | NaF          | ADJ    | 06/81                  | 1439          |                                 | 1.0          |
| TOTAL POPULATION SERVED BY SOURCE WATER SYSTEM - - - - - |                 |          |              |        |                        | 1439          |                                 |              |
| BRIGHTON   | 0000070         | TIPTON   | NaF          | ADJ    | 07/81                  | 1231          |                                 | 1.0          |
| TOTAL POPULATION SERVED BY SOURCE WATER SYSTEM - - - - - |                 |          |              |        |                        | 1231          |                                 |              |
| BRISTOL  | 0000073         | SULLIVAN | Acid         | ADJ    | 07/52                  | 31814         |                                 | 1.0          |
| TOTAL POPULATION SERVED BY SOURCE WATER SYSTEM - - - - - |                 |          |              |        |                        | 31814         |                                 |              |
| BROWNSVILLE  | 0000080         | HAYWOOD  | NaSiF6       | ADJ    | 05/51                  | 13597         |                                 | 1.0          |
| TOTAL POPULATION SERVED BY SOURCE WATER SYSTEM - - - - - |                 |          |              |        |                        | 13597         |                                 |              |
| BYRDSTOWN  | 0000088         | PICKETT  | NaF          | ADJ    | 10/81                  | 2790          |                                 | 1.0          |
| TOTAL POPULATION SERVED BY SOURCE WATER SYSTEM - - - - - |                 |          |              |        |                        | 2790          |                                 |              |
| CAMDEN   | 0000090         | BENTON   | NaSiF6       | ADJ    | 08/65                  | 7250          |                                 | 1.0          |
| TOTAL POPULATION SERVED BY SOURCE WATER SYSTEM - - - - - |                 |          |              |        |                        | 7250          |                                 |              |
| CARTHAGE   | 0000095         | SMITH    | NaSiF6       | ADJ    | 08/77                  | 2691          |                                 | 1.0          |
| TOTAL POPULATION SERVED BY SOURCE WATER SYSTEM - - - - - |                 |          |              |        |                        | 2691          |                                 |              |
| CEDAR CREEK ELEM   |                 | PERRY    | NaF          | ADJ    | /73                    | 63            |                                 | 4.5          |
| TOTAL POPULATION SERVED BY SOURCE WATER SYSTEM - - - - - |                 |          |              |        |                        | 63            |                                 |              |
| CEDAR VALLEY ELEM  |                 | MEIGS    | NaF          | ADJ    | /76                    | 220           |                                 | 4.5          |
| TOTAL POPULATION SERVED BY SOURCE WATER SYSTEM - - - - - |                 |          |              |        |                        | 220           |                                 |              |

POPULATION SERVED FLUORIDATED DRINKING WATER BY SOURCE SYSTEM,  
CONSECUTIVE SYSTEM, AND COUNTY WITHIN STATE (AS OF 12/31/85)

# TENNESSEE

| WATER SYSTEM and<br>CONSECUTIVE SYSTEMS SERVED           | EPA<br>ID<br>NO | COUNTY     | CHEM<br>USED | STATUS | FLUOR<br>START<br>DATE | POP<br>SERVED | NATURAL SYSTEMS<br>NAT<br>LEVEL | OPT<br>LEVEL |
|--|-----------------|------------|--------------|--------|------------------------|---------------|---------------------------------|--------------|
| CELINA   | 0000099         | CLAY       | NaSiF6       | ADJ    | 08/73                  | 2176          |                                 | 1.0          |
| TOTAL POPULATION SERVED BY SOURCE WATER SYSTEM - - - - - |                 |            |              |        |                        | 2176          |                                 |              |
| CENTERVILLE  | 0000103         | HICKMAN    | NaSiF6       | ADJ    | 03/82                  | 4580          |                                 | 1.0          |
| TOTAL POPULATION SERVED BY SOURCE WATER SYSTEM - - - - - |                 |            |              |        |                        | 4580          |                                 |              |
| CLAIBORNE CO UD  | 0000113         | CLAIBORNE  | NaSiF6       | ADJ    | 06/62                  | 6886          |                                 | 1.0          |
| TOTAL POPULATION SERVED BY SOURCE WATER SYSTEM - - - - - |                 |            |              |        |                        | 6886          |                                 |              |
| CLARKSVILLE  | 0000116         | MONTCOMERY | NaSiF6       | ADJ    | 03/60                  | 58667         |                                 | 1.0          |
| TOTAL POPULATION SERVED BY SOURCE WATER SYSTEM - - - - - |                 |            |              |        |                        | 58667         |                                 |              |
| CLEVELAND  | 0000117         | BRADLEY    | NaSiF6       | ADJ    | 03/52                  | 44322         |                                 | 1.0          |
| TOTAL POPULATION SERVED BY SOURCE WATER SYSTEM - - - - - |                 |            |              |        |                        | 44322         |                                 |              |
| CLIFTON  | 0000119         | WAYNE      | NaF          | ADJ    | 07/66                  | 886           |                                 | 1.0          |
| TOTAL POPULATION SERVED BY SOURCE WATER SYSTEM - - - - - |                 |            |              |        |                        | 886           |                                 |              |
| CLINTON  | 0000120         | ANDERSON   | NaSiF6       | ADJ    | 01/57                  | 6933          |                                 | 1.0          |
| TOTAL POPULATION SERVED BY SOURCE WATER SYSTEM - - - - - |                 |            |              |        |                        | 6933          |                                 |              |
| COLLIERVILLE   | 0000126         | SHELBY     | NaF          | ADJ    | 02/74                  | 8302          |                                 | 1.0          |
| TOTAL POPULATION SERVED BY SOURCE WATER SYSTEM - - - - - |                 |            |              |        |                        | 8302          |                                 |              |
| COLUMBIA   | 0000128         | MAURY      | NaSiF6       | ADJ    | 06/60                  | 34766         |                                 | 1.0          |
| TOTAL POPULATION SERVED BY SOURCE WATER SYSTEM - - - - - |                 |            |              |        |                        | 34766         |                                 |              |
| CONSOLIDATED UTIL DIST                                   | 0000792         | RUTHERFORD | NaSiF6       | ADJ    | 06/83                  | 25628         |                                 | 1.0          |
| TOTAL POPULATION SERVED BY SOURCE WATER SYSTEM - - - - - |                 |            |              |        |                        | 25628         |                                 |              |
| COOKEVILLE   | 0000133         | PUINAM     | Acid         | ADJ    | 12/52                  | 19445         |                                 | 1.0          |
| TOTAL POPULATION SERVED BY SOURCE WATER SYSTEM - - - - - |                 |            |              |        |                        | 19445         |                                 |              |
| COPPER BASIN UD  | 0000844         | POLK       | NaF          | ADJ    | 07/84                  | 1081          |                                 | 1.0          |
| TOTAL POPULATION SERVED BY SOURCE WATER SYSTEM - - - - - |                 |            |              |        |                        | 1081          |                                 |              |

POPULATION SERVED FLUORIDATED DRINKING WATER BY SOURCE SYSTEM,  
 CONSECUTIVE SYSTEM, AND COUNTY WITHIN STATE (AS OF 12/31/85)

**TENNESSEE**

| WATER SYSTEM and<br>CONSECUTIVE SYSTEMS SERVED           | EPA<br>ID<br>NO | COUNTY     | CHEM<br>USED | STATUS | FLUOR<br>START<br>DATE | POP<br>SERVED | NATURAL SYSTEMS<br>NAT OPT<br>LEVEL LEVEL |
|--|-----------------|------------|--------------|--------|------------------------|---------------|---|
| COVINGTON  | 0000144         | TIPTON     | Acid         | ADJ    | 01/57                  | 8870          | 1.0                                       |
| TOTAL POPULATION SERVED BY SOURCE WATER SYSTEM - - - - - |                 |            |              |        |                        | 8870          |   |
| COWAN  | 0000146         | FRANKLIN   | NaSiF6       | ADJ    | 01/53                  | 1970          | 1.0                                       |
| TOTAL POPULATION SERVED BY SOURCE WATER SYSTEM - - - - - |                 |            |              |        |                        | 1970          |   |
| CROSSVILLE   | 0000150         | CUMBERLAND | NaSiF6       | ADJ    | 03/53                  | 12153         | 1.0                                       |
| TOTAL POPULATION SERVED BY SOURCE WATER SYSTEM - - - - - |                 |            |              |        |                        | 12153         |   |
| CUMBERLAND UTIL DIST                                     | 0000297         | DAVIDSON   | NaSiF6       | ADJ    | 06/66                  | 14856         | 1.0                                       |
| TOTAL POPULATION SERVED BY SOURCE WATER SYSTEM - - - - - |                 |            |              |        |                        | 14856         |   |
| DANDRIDGE  | 0000170         | JEFFERSON  | NaF          | ADJ    | 10/75                  | 2175          | 1.0                                       |
| TOTAL POPULATION SERVED BY SOURCE WATER SYSTEM - - - - - |                 |            |              |        |                        | 2175          |   |
| DAYTON   | 0000174         | RHEA       | NaSiF6       | ADJ    | /73                    | 8294          | 1.0                                       |
| TOTAL POPULATION SERVED BY SOURCE WATER SYSTEM - - - - - |                 |            |              |        |                        | 8294          |   |
| DECATUR  | 0000183         | MEIGS      | NaF          | ADJ    | 09/67                  | 1544          | 1.0                                       |
| TOTAL POPULATION SERVED BY SOURCE WATER SYSTEM - - - - - |                 |            |              |        |                        | 1544          |   |
| DECHERD  | 0000187         | FRANKLIN   | Acid         | ADJ    | 01/58                  | 3297          | 1.0                                       |
| TOTAL POPULATION SERVED BY SOURCE WATER SYSTEM - - - - - |                 |            |              |        |                        | 3297          |   |
| DICKSON  | 0000191         | DICKSON    | NaSiF6       | ADJ    | 01/67                  | 8760          | 1.0                                       |
| TOTAL POPULATION SERVED BY SOURCE WATER SYSTEM - - - - - |                 |            |              |        |                        | 8760          |   |
| DIXIE LEE UD   | 0000397         | LOUDON     | NaF          | ADJ    | 07/77                  | 5659          | 1.0                                       |
| TOTAL POPULATION SERVED BY SOURCE WATER SYSTEM - - - - - |                 |            |              |        |                        | 5659          |   |
| DOVER  | 0000193         | STEWART    | NaF          | ADJ    | 11/79                  | 1584          | 1.0                                       |
| TOTAL POPULATION SERVED BY SOURCE WATER SYSTEM - - - - - |                 |            |              |        |                        | 1584          |   |
| DOWELLTOWN-LIBERTY UD                                    | 0000403         | DE KALB    | NaF          | ADJ    | 04/80                  | 835           | 1.0                                       |
| TOTAL POPULATION SERVED BY SOURCE WATER SYSTEM - - - - - |                 |            |              |        |                        | 835           |   |

POPULATION SERVED FLUORIDATED DRINKING WATER BY SOURCE SYSTEM,  
CONSECUTIVE SYSTEM, AND COUNTY WITHIN STATE (AS OF 12/31/85)

# TENNESSEE

| WATER SYSTEM and<br>CONSECUTIVE SYSTEMS SERVED           | EPA<br>ID<br>NO | COUNTY     | CHEM<br>USED | STATUS | FLUOR<br>START<br>DATE | POP<br>SERVED | NATURAL SYSTEMS<br>NAT<br>LEVEL | OPT<br>LEVEL |
|--|-----------------|------------|--------------|--------|------------------------|---------------|---------------------------------|--------------|
| DRESDEN  | 0000196         | WEAKLEY    | NaSiF6       | ADJ    | 06/55                  | 2941          |                                 | 1.0          |
| TOTAL POPULATION SERVED BY SOURCE WATER SYSTEM - - - - - |                 |            |              |        |                        | 2941          |                                 |              |
| DUCK RIVER UTIL DIST                                     | 0000821         | COFFEE     | Acid         | ADJ    | 10/59                  | 31395         |                                 | 1.0          |
| TOTAL POPULATION SERVED BY SOURCE WATER SYSTEM - - - - - |                 |            |              |        |                        | 31395         |                                 |              |
| DUNLAP   | 0000205         | SEQUATCHIE | NaSiF6       | ADJ    | 12/66                  | 3915          |                                 | 1.0          |
| TOTAL POPULATION SERVED BY SOURCE WATER SYSTEM - - - - - |                 |            |              |        |                        | 3915          |                                 |              |
| DYER   | 0000209         | GIBSON     | NaSiF6       | ADJ    | /79                    | 3135          |                                 | 1.0          |
| TOTAL POPULATION SERVED BY SOURCE WATER SYSTEM - - - - - |                 |            |              |        |                        | 3135          |                                 |              |
| DYERSBURG  | 0000211         | DYER       |              | ADJ    | 03/57                  | 16113         |                                 | 1.0          |
| TOTAL POPULATION SERVED BY SOURCE WATER SYSTEM - - - - - |                 |            |              |        |                        | 16113         |                                 |              |
| ELBRIDGE   | 0000220         | OBION      | NaF          | ADJ    | 09/85                  | 2558          |                                 | 1.0          |
| TOTAL POPULATION SERVED BY SOURCE WATER SYSTEM - - - - - |                 |            |              |        |                        | 2558          |                                 |              |
| ELIZABETHTON   | 0000221         | CARTER     | NaF          | ADJ    | 06/66                  | 25242         |                                 | 1.0          |
| TOTAL POPULATION SERVED BY SOURCE WATER SYSTEM - - - - - |                 |            |              |        |                        | 25242         |                                 |              |
| ENGLEWOOD  | 0000224         | MCMINN     | NaSiF6       | ADJ    | 07/81                  | 2891          |                                 | 1.0          |
| TOTAL POPULATION SERVED BY SOURCE WATER SYSTEM - - - - - |                 |            |              |        |                        | 2891          |                                 |              |
| ERIN   | 0000230         | HOUSTON    | NaSiF6       | ADJ    | 11/67                  | 2535          |                                 | 1.0          |
| TOTAL POPULATION SERVED BY SOURCE WATER SYSTEM - - - - - |                 |            |              |        |                        | 2535          |                                 |              |
| ERIN SPRING SYSTEM                                       | 0000839         | HOUSTON    | NaF          | ADJ    | 10/85                  | 729           |                                 | 1.0          |
| TOTAL POPULATION SERVED BY SOURCE WATER SYSTEM - - - - - |                 |            |              |        |                        | 729           |                                 |              |
| ERWIN  | 0000231         | UNICOI     | Acid         | ADJ    | 03/61                  | 10099         |                                 | 1.0          |
| TOTAL POPULATION SERVED BY SOURCE WATER SYSTEM - - - - - |                 |            |              |        |                        | 10099         |                                 |              |
| ESTILL SPRINGS   | 0000232         | FRANKLIN   | NaF          | ADJ    | 10/77                  | 2679          |                                 | 1.0          |
| TOTAL POPULATION SERVED BY SOURCE WATER SYSTEM - - - - - |                 |            |              |        |                        | 2679          |                                 |              |



POPULATION SERVED FLUORIDATED DRINKING WATER BY SOURCE SYSTEM,  
CONSECUTIVE SYSTEM, AND COUNTY WITHIN STATE (AS OF 12/31/85)

# TENNESSEE

| WATER SYSTEM and<br>CONSECUTIVE SYSTEMS SERVED           | EPA<br>ID<br>NO | COUNTY     | CHEM<br>USED | STATUS | FLUOR<br>START<br>DATE | POP<br>SERVED | NATURAL SYSTEMS |              |
|--|-----------------|------------|--------------|--------|------------------------|---------------|-----------------|--------------|
|  |                 |            |              |        |                        |               | NAT<br>LEVEL    | OPT<br>LEVEL |
| ETOWAH   | 0000233         | MCMINN     | NaSiF6       | ADJ    | 06/66                  | 8691          |                 | 1.0          |
| TOTAL POPULATION SERVED BY SOURCE WATER SYSTEM - - - - - |                 |            |              |        |                        | 8691          |                 |              |
| FAYETTEVILLE   | 0000242         | FAYETTE    | NaSiF6       | ADJ    | 06/57                  | 9394          |                 | 1.0          |
| TOTAL POPULATION SERVED BY SOURCE WATER SYSTEM - - - - - |                 |            |              |        |                        | 9394          |                 |              |
| FIRST UD-KNOX CO   | 0000369         | KNOX       | NaSiF6       | ADJ    |                        | 28963         |                 | 1.0          |
| TOTAL POPULATION SERVED BY SOURCE WATER SYSTEM - - - - - |                 |            |              |        |                        | 28963         |                 |              |
| FORT CAMPBELL WD   | 0000820         | MONTGOMERY | NaSiF6       | ADJ    |                        | 43000         |                 | 1.0          |
| TOTAL POPULATION SERVED BY SOURCE WATER SYSTEM - - - - - |                 |            |              |        |                        | 43000         |                 |              |
| FRANKLIN   | 0000246         | WILLIAMSON | NaSiF6       | ADJ    | 05/63                  | 18780         |                 | 1.0          |
| TOTAL POPULATION SERVED BY SOURCE WATER SYSTEM - - - - - |                 |            |              |        |                        | 18780         |                 |              |
| GAINESBORO   | 0000251         | JACKSON    | NaSiF6       | ADJ    | 12/74                  | 1385          |                 | 1.0          |
| TOTAL POPULATION SERVED BY SOURCE WATER SYSTEM - - - - - |                 |            |              |        |                        | 1385          |                 |              |
| GALLATIN   | 0000253         | SUMNER     | NaSiF6       | ADJ    | 12/57                  | 20538         |                 | 1.0          |
| TOTAL POPULATION SERVED BY SOURCE WATER SYSTEM - - - - - |                 |            |              |        |                        | 20538         |                 |              |
| GALLOWAY   | 0000254         | FAYETTE    | NaF          | ADJ    | 10/83                  | 828           |                 | 1.0          |
| TOTAL POPULATION SERVED BY SOURCE WATER SYSTEM - - - - - |                 |            |              |        |                        | 828           |                 |              |
| GATLINBURG   | 0000256         | SEVIER     | NaSiF6       | ADJ    | 08/81                  | 6195          |                 | 1.0          |
| TOTAL POPULATION SERVED BY SOURCE WATER SYSTEM - - - - - |                 |            |              |        |                        | 6195          |                 |              |
| GERMANTOWN   | 0000262         | SHELBY     | NaSiF6       | ADJ    | 04/52                  | 27997         |                 | 1.0          |
| TOTAL POPULATION SERVED BY SOURCE WATER SYSTEM - - - - - |                 |            |              |        |                        | 27997         |                 |              |
| GLEASON  | 0000265         | WEAKLEY    | NaF          | ADJ    | /73                    | 1716          |                 | 1.0          |
| TOTAL POPULATION SERVED BY SOURCE WATER SYSTEM - - - - - |                 |            |              |        |                        | 1716          |                 |              |
| GREENBRIER   | 0000271         | ROBERTSON  | NaSiF6       | ADJ    | 04/80                  | 3000          |                 | 1.0          |
| TOTAL POPULATION SERVED BY SOURCE WATER SYSTEM - - - - - |                 |            |              |        |                        | 3000          |                 |              |

POPULATION SERVED FLUORIDATED DRINKING WATER BY SOURCE SYSTEM,  
CONSECUTIVE SYSTEM, AND COUNTY WITHIN STATE (AS OF 12/31/85)

# TENNESSEE

| WATER SYSTEM and<br>CONSECUTIVE SYSTEMS SERVED           | EPA<br>ID<br>NO    | COUNTY            | CHEM<br>USED | STATUS      | FLUOR<br>START<br>DATE | POP<br>SERVED | NATURAL SYSTEMS<br>NAT OPT<br>LEVEL LEVEL |
|--|--------------------|-------------------|--------------|-------------|------------------------|---------------|---|
| GREENEVILLE  | 0000273            | GREENE            | NaSiF6       | ADJ         | 03/58                  | 21641         | 1.0                                       |
| TOTAL POPULATION SERVED BY SOURCE WATER SYSTEM - - - - - |                    |                   |              |             |                        | 21641         |   |
| GREENFIELD   | 0000276            | WEAKLEY           | NaF          | ADJ         | 01/77                  | 2730          | 1.0                                       |
| TOTAL POPULATION SERVED BY SOURCE WATER SYSTEM - - - - - |                    |                   |              |             |                        | 2730          |   |
| HALLS WS   | 0000279            | LAUDERDALE        | NaSiF6       | ADJ         | 08/73                  | 4930          | 1.0                                       |
| TOTAL POPULATION SERVED BY SOURCE WATER SYSTEM - - - - - |                    |                   |              |             |                        | 4930          |   |
| HALLSDALE POWELL UTIL DIST                               | 0000280            | KNOX              | Acid         | ADJ         | 06/82                  | 32890         | 1.0                                       |
| TOTAL POPULATION SERVED BY SOURCE WATER SYSTEM - - - - - |                    |                   |              |             |                        | 32890         |   |
| HARPEATH VALLEY UD                                       | 0000286            | DAVIDSON          | NaSiF6       | ADJ         | 11/68                  | 13252         | 1.0                                       |
| TOTAL POPULATION SERVED BY SOURCE WATER SYSTEM - - - - - |                    |                   |              |             |                        | 13252         |   |
| HARRIMAN UD  | 0000287            | ROANE             | NaSiF6       | ADJ         | 02/60                  | 10122         | 1.0                                       |
| TOTAL POPULATION SERVED BY SOURCE WATER SYSTEM - - - - - |                    |                   |              |             |                        | 10122         |   |
| HARTSVILLE   | 0000291            | TROUSDALE         | NaSiF6       | ADJ         | 11/56                  | 4842          | 1.0                                       |
| TOTAL POPULATION SERVED BY SOURCE WATER SYSTEM - - - - - |                    |                   |              |             |                        | 4842          |   |
| HENDERSON  | 0000293            | CHESTER           | NaSiF6       | ADJ         | 11/67                  | 5014          | 1.0                                       |
| TOTAL POPULATION SERVED BY SOURCE WATER SYSTEM - - - - - |                    |                   |              |             |                        | 5014          |   |
| HENDERSONVILLE UD  | 0000294            | SUMNER            | NaSiF6       | ADJ         | 05/66                  | 29060         | 1.0                                       |
| TOTAL POPULATION SERVED BY SOURCE WATER SYSTEM - - - - - |                    |                   |              |             |                        | 29060         |   |
| HENRY CO   | 0000540            | HENRY             | NaF          | ADJ         | 08/83                  | 1235          | 1.0                                       |
| TOTAL POPULATION SERVED BY SOURCE WATER SYSTEM - - - - - |                    |                   |              |             |                        | 1235          |   |
| HIWASSEE UC<br>NIOTA                                     | 0000831<br>0000510 | BRADLEY<br>MCMINN | Acid         | ADJ<br>CONS | 04/82                  | 6194<br>1971  | 1.0                                       |
| TOTAL POPULATION SERVED BY SOURCE WATER SYSTEM - - - - - |                    |                   |              |             |                        | 8165          |   |
| HIXSON UD  | 0000303            | HAMILTON          | Acid         | ADJ         | 03/59                  | 46148         | 1.0                                       |
| TOTAL POPULATION SERVED BY SOURCE WATER SYSTEM - - - - - |                    |                   |              |             |                        | 46148         |   |

POPULATION SERVED FLUORIDATED DRINKING WATER BY SOURCE SYSTEM,  
 CONSECUTIVE SYSTEM, AND COUNTY WITHIN STATE (AS OF 12/31/85)

**TENNESSEE**

| WATER SYSTEM and<br>CONSECUTIVE SYSTEMS SERVED           | EPA<br>ID<br>NO | COUNTY     | CHEM<br>USED | STATUS | FLUOR<br>START<br>DATE | POP<br>SERVED | NATURAL SYSTEMS |              |
|--|-----------------|------------|--------------|--------|------------------------|---------------|-----------------|--------------|
|  |                 |            |              |        |                        |               | NAT<br>LEVEL    | OPT<br>LEVEL |
| HOHENWALD  | 0000304         | LEWIS      | NaF          | ADJ    | 07/66                  | 5480          |                 | 1.0          |
| TOTAL POPULATION SERVED BY SOURCE WATER SYSTEM - - - - - |                 |            |              |        |                        | 5480          |                 |              |
| HUMBOLDT   | 0000314         | GIBSON     | NaSiF6       | ADJ    | 06/63                  | 11411         |                 | 1.0          |
| TOTAL POPULATION SERVED BY SOURCE WATER SYSTEM - - - - - |                 |            |              |        |                        | 11411         |                 |              |
| HUNTINGDON   | 0000316         | CARROLL    | NaSiF6       | ADJ    | 04/75                  | 4742          |                 | 1.0          |
| TOTAL POPULATION SERVED BY SOURCE WATER SYSTEM - - - - - |                 |            |              |        |                        | 4742          |                 |              |
| HUNTLAND   | 0000317         | FRANKLIN   | NaF          | ADJ    | 06/81                  | 1227          |                 | 1.0          |
| TOTAL POPULATION SERVED BY SOURCE WATER SYSTEM - - - - - |                 |            |              |        |                        | 1227          |                 |              |
| JACKSON  | 0000299         | MADISON    | Acid         | ADJ    | 11/62                  | 58630         |                 | 1.0          |
| TOTAL POPULATION SERVED BY SOURCE WATER SYSTEM - - - - - |                 |            |              |        |                        | 58630         |                 |              |
| JAMESTOWN  | 0000324         | FENIRESS   | Acid         | ADJ    | /74                    | 2797          |                 | 1.0          |
| TOTAL POPULATION SERVED BY SOURCE WATER SYSTEM - - - - - |                 |            |              |        |                        | 2797          |                 |              |
| JASPER   | 0000325         | MARION     | NaSiF6       | ADJ    | 03/67                  | 6257          |                 | 1.0          |
| TOTAL POPULATION SERVED BY SOURCE WATER SYSTEM - - - - - |                 |            |              |        |                        | 6257          |                 |              |
| JEFFERSON CITY   | 0000328         | JEFFERSON  | NaSiF6       | ADJ    | 12/66                  | 5682          |                 | 1.0          |
| TOTAL POPULATION SERVED BY SOURCE WATER SYSTEM - - - - - |                 |            |              |        |                        | 5682          |                 |              |
| JELLICO  | 0000330         | CAMPBELL   | NaSiF6       | ADJ    | 07/70                  | 3335          |                 | 1.0          |
| TOTAL POPULATION SERVED BY SOURCE WATER SYSTEM - - - - - |                 |            |              |        |                        | 3335          |                 |              |
| JOHNSON CITY   | 0000331         | WASHINGTON | NaSiF6       | ADJ    | 08/61                  | 65780         |                 | 1.0          |
| TOTAL POPULATION SERVED BY SOURCE WATER SYSTEM - - - - - |                 |            |              |        |                        | 65780         |                 |              |
| KENTON   | 0000347         | OBION      | NaF          | ADJ    | 11/84                  | 8325          |                 | 1.0          |
| TOTAL POPULATION SERVED BY SOURCE WATER SYSTEM - - - - - |                 |            |              |        |                        | 8325          |                 |              |
| KINGSPORT  | 0000349         | SULLIVAN   | NaSiF6       | ADJ    | 06/55                  | 53575         |                 | 1.0          |
| TOTAL POPULATION SERVED BY SOURCE WATER SYSTEM - - - - - |                 |            |              |        |                        | 53575         |                 |              |

POPULATION SERVED FLUORIDATED DRINKING WATER BY SOURCE SYSTEM,  
CONSECUTIVE SYSTEM, AND COUNTY WITHIN STATE (AS OF 12/31/85)

**TENNESSEE**

| WATER SYSTEM and<br>CONSECUTIVE SYSTEMS SERVED           | EPA<br>ID<br>NO | COUNTY     | CHEM<br>USED | STATUS | FLUOR<br>START<br>DATE | POP<br>SERVED | NATURAL SYSTEMS<br>NAT<br>LEVEL | OPT<br>LEVEL |
|--|-----------------|------------|--------------|--------|------------------------|---------------|---------------------------------|--------------|
| KINGSTON   | 0000360         | ROANE      | NaSiF6       | ADJ    | 11/83                  | 6471          |                                 | 1.0          |
| TOTAL POPULATION SERVED BY SOURCE WATER SYSTEM - - - - - |                 |            |              |        |                        | 6471          |                                 |              |
| KNOX CHAPMAN WS  | 0000367         | KNOX       | NaSiF6       | ADJ    | 04/82                  | 15400         |                                 | 1.0          |
| TOTAL POPULATION SERVED BY SOURCE WATER SYSTEM - - - - - |                 |            |              |        |                        | 15400         |                                 |              |
| KNOXVILLE UTIL BD  | 0000366         | KNOX       | Acid         | ADJ    | 01/74                  | 164699        |                                 | 1.0          |
| TOTAL POPULATION SERVED BY SOURCE WATER SYSTEM - - - - - |                 |            |              |        |                        | 164699        |                                 |              |
| LAFAYETTE WS   | 0000373         | MACON      | NaSiF6       | ADJ    | 10/83                  | 6704          |                                 | 1.0          |
| TOTAL POPULATION SERVED BY SOURCE WATER SYSTEM - - - - - |                 |            |              |        |                        | 6704          |                                 |              |
| LAFOLLETTE   | 0000374         | CAMPBELL   | NaSiF6       | ADJ    | 08/57                  | 13959         |                                 | 1.0          |
| TOTAL POPULATION SERVED BY SOURCE WATER SYSTEM - - - - - |                 |            |              |        |                        | 13959         |                                 |              |
| LAUDERDALE CTY-WIDE WS                                   | 0000581         | LAUDERDALE | NaSiF6       | ADJ    | /73                    | 6926          |                                 | 1.0          |
| TOTAL POPULATION SERVED BY SOURCE WATER SYSTEM - - - - - |                 |            |              |        |                        | 6926          |                                 |              |
| LAWRENCEBURG   | 0000392         | LAWRENCE   | NaSiF6       | ADJ    | 02/53                  | 14400         |                                 | 1.0          |
| TOTAL POPULATION SERVED BY SOURCE WATER SYSTEM - - - - - |                 |            |              |        |                        | 14400         |                                 |              |
| LEBANON  | 0000393         | WILSON     | NaSiF6       | ADJ    | 03/56                  | 17233         |                                 | 1.0          |
| TOTAL POPULATION SERVED BY SOURCE WATER SYSTEM - - - - - |                 |            |              |        |                        | 17233         |                                 |              |
| LENOIR CITY  | 0000396         | LOUDON     | NaSiF6       | ADJ    | 06/77                  | 6449          |                                 | 1.0          |
| TOTAL POPULATION SERVED BY SOURCE WATER SYSTEM - - - - - |                 |            |              |        |                        | 6449          |                                 |              |
| LEWISBURG  | 0000400         | MARSHALL   | NaSiF6       | ADJ    | 07/54                  | 11676         |                                 | 1.0          |
| TOTAL POPULATION SERVED BY SOURCE WATER SYSTEM - - - - - |                 |            |              |        |                        | 11676         |                                 |              |
| LEXINGTON  | 0000402         | HENDERSON  | NaSiF6       | ADJ    | 01/69                  | 13685         |                                 | 1.0          |
| TOTAL POPULATION SERVED BY SOURCE WATER SYSTEM - - - - - |                 |            |              |        |                        | 13685         |                                 |              |
| LINCOLN CO BD PUB UTIL                                   | 0000764         | LINCOLN    | NaF          | ADJ    | 04/79                  | 5085          |                                 | 1.0          |
| TOTAL POPULATION SERVED BY SOURCE WATER SYSTEM - - - - - |                 |            |              |        |                        | 5085          |                                 |              |

POPULATION SERVED FLUORIDATED DRINKING WATER BY SOURCE SYSTEM,  
CONSECUTIVE SYSTEM, AND COUNTY WITHIN STATE (AS OF 12/31/85)

# TENNESSEE

| WATER SYSTEM and<br>CONSECUTIVE SYSTEMS SERVED           | EPA<br>ID<br>NO | COUNTY   | CHEM<br>USED | STATUS | FLUOR<br>START<br>DATE | POP<br>SERVED | NATURAL SYSTEMS |              |
|--|-----------------|----------|--------------|--------|------------------------|---------------|-----------------|--------------|
|  |                 |          |              |        |                        |               | NAT<br>LEVEL    | OPT<br>LEVEL |
| LINDEN   | 0000404         | PERRY    | NaSiF6       | ADJ    | 10/55                  | 1564          |                 | 1.0          |
| TOTAL POPULATION SERVED BY SOURCE WATER SYSTEM - - - - - |                 |          |              |        |                        | 1564          |                 |              |
| LIVINGSTON   | 0000405         | OVERTON  | NaSiF6       | ADJ    | /63                    | 9741          |                 | 1.0          |
| TOTAL POPULATION SERVED BY SOURCE WATER SYSTEM - - - - - |                 |          |              |        |                        | 9741          |                 |              |
| LOBELVILLE   | 0000406         | PERRY    | NaF          | ADJ    | 05/74                  | 916           |                 | 1.0          |
| TOTAL POPULATION SERVED BY SOURCE WATER SYSTEM - - - - - |                 |          |              |        |                        | 916           |                 |              |
| LORETTO  | 0000408         | LAWRENCE | NaF          | ADJ    | 05/68                  | 1875          |                 | 1.0          |
| TOTAL POPULATION SERVED BY SOURCE WATER SYSTEM - - - - - |                 |          |              |        |                        | 1875          |                 |              |
| LOUDON   | 0000409         | LOUDON   | NaSiF6       | ADJ    | 05/77                  | 5739          |                 | 1.0          |
| TOTAL POPULATION SERVED BY SOURCE WATER SYSTEM - - - - - |                 |          |              |        |                        | 5739          |                 |              |
| LYNCHBURG  | 0000416         | MOORE    | NaF          | ADJ    | 09/67                  | 1017          |                 | 1.0          |
| TOTAL POPULATION SERVED BY SOURCE WATER SYSTEM - - - - - |                 |          |              |        |                        | 1017          |                 |              |
| MADISON SUB UD   | 0000424         | DAVIDSON | NaSiF6       | ADJ    | 11/67                  | 37696         |                 | 1.0          |
| TOTAL POPULATION SERVED BY SOURCE WATER SYSTEM - - - - - |                 |          |              |        |                        | 37696         |                 |              |
| MARTIN   | 0000435         | WEAKLEY  | NaSiF6       | ADJ    | 06/67                  | 8172          |                 | 1.0          |
| TOTAL POPULATION SERVED BY SOURCE WATER SYSTEM - - - - - |                 |          |              |        |                        | 8172          |                 |              |
| MARYVILLE  | 0000438         | BLOUNT   | NaSiF6       | ADJ    | 11/58                  | 22977         |                 | 1.0          |
| TOTAL POPULATION SERVED BY SOURCE WATER SYSTEM - - - - - |                 |          |              |        |                        | 22977         |                 |              |
| MASON  | 0000440         | TIPTON   | NaF          | ADJ    | 07/78                  | 1192          |                 | 1.0          |
| TOTAL POPULATION SERVED BY SOURCE WATER SYSTEM - - - - - |                 |          |              |        |                        | 1192          |                 |              |
| MAURY CITY   | 0000441         | CROCKETT | NaF          | ADJ    | 02/82                  | 1057          |                 | 1.0          |
| TOTAL POPULATION SERVED BY SOURCE WATER SYSTEM - - - - - |                 |          |              |        |                        | 1057          |                 |              |
| MCKENZIE   | 0000421         | CARROLL  | NaSiF6       | ADJ    | 02/72                  | 6264          |                 | 1.0          |
| TOTAL POPULATION SERVED BY SOURCE WATER SYSTEM - - - - - |                 |          |              |        |                        | 6264          |                 |              |

POPULATION SERVED FLUORIDATED DRINKING WATER BY SOURCE SYSTEM,  
CONSECUTIVE SYSTEM, AND COUNTY WITHIN STATE (AS OF 12/31/85)

# TENNESSEE

| WATER SYSTEM and<br>CONSECUTIVE SYSTEMS SERVED           | EPA<br>ID<br>NO | COUNTY   | CHEM<br>USED | STATUS | FLUOR<br>START<br>DATE | POP<br>SERVED | NATURAL SYSTEMS<br>NAT<br>LEVEL | OPT<br>LEVEL |
|--|-----------------|----------|--------------|--------|------------------------|---------------|---------------------------------|--------------|
| MCMINNVILLE  | 0000423         | WARREN   | NaSiF6       | ADJ    | 06/62                  | 14550         |                                 | 1.0          |
| TOTAL POPULATION SERVED BY SOURCE WATER SYSTEM - - - - - |                 |          |              |        |                        | 14550         |                                 |              |
| MEDINA   | 0000445         | GIBSON   | NaF          | ADJ    | 11/76                  | 1006          |                                 | 1.0          |
| TOTAL POPULATION SERVED BY SOURCE WATER SYSTEM - - - - - |                 |          |              |        |                        | 1006          |                                 |              |
| MEMPHIS  | 0000450         | SHELBY   | Acid         | ADJ    | 02/70                  | 607106        |                                 | 1.0          |
| TOTAL POPULATION SERVED BY SOURCE WATER SYSTEM - - - - - |                 |          |              |        |                        | 607106        |                                 |              |
| METRO NASHVILLE WD                                       | 0000494         | DAVIDSON | NaSiF6       | ADJ    | 12/53                  | 306900        |                                 | 1.0          |
| TOTAL POPULATION SERVED BY SOURCE WATER SYSTEM - - - - - |                 |          |              |        |                        | 306900        |                                 |              |
| MILAN  | 0000458         | GIBSON   | NaSiF6       | ADJ    | 03/51                  | 10750         |                                 | 1.0          |
| TOTAL POPULATION SERVED BY SOURCE WATER SYSTEM - - - - - |                 |          |              |        |                        | 10750         |                                 |              |
| MILLINGTON   | 0000463         | SHELBY   | NaSiF6       | ADJ    | 01/57                  | 6363          |                                 | 1.0          |
| TOTAL POPULATION SERVED BY SOURCE WATER SYSTEM - - - - - |                 |          |              |        |                        | 6363          |                                 |              |
| MILLINGTON NAS   | 0000468         | SHELBY   | Acid         | ADJ    |                        | 15000         |                                 | 1.0          |
| TOTAL POPULATION SERVED BY SOURCE WATER SYSTEM - - - - - |                 |          |              |        |                        | 15000         |                                 |              |
| MONTEAGLE PUD  | 0000470         | GRUNDY   | NaSiF6       | ADJ    | 10/80                  | 1918          |                                 | 1.0          |
| TOTAL POPULATION SERVED BY SOURCE WATER SYSTEM - - - - - |                 |          |              |        |                        | 1918          |                                 |              |
| MONTEREY   | 0000471         | PUTNAM   | NaSiF6       | ADJ    | 04/78                  | 3294          |                                 | 1.0          |
| TOTAL POPULATION SERVED BY SOURCE WATER SYSTEM - - - - - |                 |          |              |        |                        | 3294          |                                 |              |
| MORRISTOWN   | 0000474         | HAMBLEN  | NaSiF6       | ADJ    | 01/76                  | 29085         |                                 | 1.0          |
| TOTAL POPULATION SERVED BY SOURCE WATER SYSTEM - - - - - |                 |          |              |        |                        | 29085         |                                 |              |
| MOUNT PLEASANT   | 0000488         | MAURY    | NaSiF6       | ADJ    | 12/62                  | 5915          |                                 | 1.0          |
| TOTAL POPULATION SERVED BY SOURCE WATER SYSTEM - - - - - |                 |          |              |        |                        | 5915          |                                 |              |
| MUNFORD  | 0000490         | TIPTON   | NaF          | ADJ    | 10/82                  | 3171          |                                 | 1.0          |
| TOTAL POPULATION SERVED BY SOURCE WATER SYSTEM - - - - - |                 |          |              |        |                        | 3171          |                                 |              |

POPULATION SERVED FLUORIDATED DRINKING WATER BY SOURCE SYSTEM,  
CONSECUTIVE SYSTEM, AND COUNTY WITHIN STATE (AS OF 12/31/85)

## TENNESSEE

| WATER SYSTEM and<br>CONSECUTIVE SYSTEMS SERVED           | EPA<br>ID<br>NO | COUNTY     | CHEM<br>USED | STATUS | FLUOR<br>START<br>DATE | POP<br>SERVED | NATURAL SYSTEMS |              |
|--|-----------------|------------|--------------|--------|------------------------|---------------|-----------------|--------------|
|  |                 |            |              |        |                        |               | NAT<br>LEVEL    | OPT<br>LEVEL |
| MURFREESBORO   | 0000491         | RUTHERFORD | NaSiF6       | ADJ    | 05/54                  | 30062         |                 | 1.0          |
| TOTAL POPULATION SERVED BY SOURCE WATER SYSTEM - - - - - |                 |            |              |        |                        | 30062         |                 |              |
| NEW JOHNSONVILLE   | 0000497         | HUMPHREYS  | NaSiF6       | ADJ    | 07/66                  | 1639          |                 | 1.0          |
| TOTAL POPULATION SERVED BY SOURCE WATER SYSTEM - - - - - |                 |            |              |        |                        | 1639          |                 |              |
| NEWPORT  | 0000500         | COCKE      | NaSiF6       | ADJ    | 01/65                  | 14316         |                 | 1.0          |
| TOTAL POPULATION SERVED BY SOURCE WATER SYSTEM - - - - - |                 |            |              |        |                        | 14316         |                 |              |
| NOLENVILLE UD  | 0000511         | WILLIAMSON | NaF          | ADJ    | 06/80                  | 3956          |                 | 1.0          |
| TOTAL POPULATION SERVED BY SOURCE WATER SYSTEM - - - - - |                 |            |              |        |                        | 3956          |                 |              |
| NORRIS   | 0000573         | ANDERSON   | Acid         | ADJ    | 07/69                  | 1623          |                 | 1.0          |
| TOTAL POPULATION SERVED BY SOURCE WATER SYSTEM - - - - - |                 |            |              |        |                        | 1623          |                 |              |
| NORTHEAST KNOX UD  | 0000515         | KNOX       | NaSiF6       | ADJ    | 08/80                  | 9683          |                 | 1.0          |
| TOTAL POPULATION SERVED BY SOURCE WATER SYSTEM - - - - - |                 |            |              |        |                        | 9683          |                 |              |
| OAK RIDGE  | 0000522         | ANDERSON   | NaSiF6       | ADJ    | 06/53                  | 27662         |                 | 1.0          |
| TOTAL POPULATION SERVED BY SOURCE WATER SYSTEM - - - - - |                 |            |              |        |                        | 27662         |                 |              |
| OLD HICKORY UD   | 0000527         | DAVIDSON   | NaSiF6       | ADJ    | 08/64                  | 3972          |                 | 1.0          |
| TOTAL POPULATION SERVED BY SOURCE WATER SYSTEM - - - - - |                 |            |              |        |                        | 3972          |                 |              |
| ONEIDA   | 0000532         | SCOTT      | Acid         | ADJ    | 02/83                  | 6243          |                 | 1.0          |
| TOTAL POPULATION SERVED BY SOURCE WATER SYSTEM - - - - - |                 |            |              |        |                        | 6243          |                 |              |
| PARIS  | 0000536         | HENRY      | NaSiF6       | ADJ    | 10/52                  | 11190         |                 | 1.0          |
| TOTAL POPULATION SERVED BY SOURCE WATER SYSTEM - - - - - |                 |            |              |        |                        | 11190         |                 |              |
| PARSONS  | 0000541         | DECATUR    | NaSiF6       | ADJ    | 04/65                  | 3167          |                 | 1.0          |
| TOTAL POPULATION SERVED BY SOURCE WATER SYSTEM - - - - - |                 |            |              |        |                        | 3167          |                 |              |
| PIGEON FORGE   | 0000548         | SEVIER     | NaSiF6       | ADJ    | 08/65                  | 3731          |                 | 1.0          |
| TOTAL POPULATION SERVED BY SOURCE WATER SYSTEM - - - - - |                 |            |              |        |                        | 3731          |                 |              |

POPULATION SERVED FLUORIDATED DRINKING WATER BY SOURCE SYSTEM,  
CONSECUTIVE SYSTEM, AND COUNTY WITHIN STATE (AS OF 12/31/85)

**TENNESSEE**

| WATER SYSTEM and<br>CONSECUTIVE SYSTEMS SERVED           | EPA<br>ID<br>NO | COUNTY     | CHEM<br>USED | STATUS | FLUOR<br>START<br>DATE | POP<br>SERVED | NATURAL SYSTEMS<br>NAT OPT<br>LEVEL LEVEL |
|--|-----------------|------------|--------------|--------|------------------------|---------------|---|
| PINEVIEW ELEM  |                 | PERRY      | NaF          | ADJ    | /73                    | 49            | 4.5                                       |
| TOTAL POPULATION SERVED BY SOURCE WATER SYSTEM - - - - - |                 |            |              |        |                        | 49            |   |
| PORTLAND   | 0000559         | SUMNER     | NaSiF6       | ADJ    | 08/65                  | 1134          | 1.0                                       |
| TOTAL POPULATION SERVED BY SOURCE WATER SYSTEM - - - - - |                 |            |              |        |                        | 1134          |   |
| PULASKI  | 0000562         | GILES      | NaSiF6       | ADJ    | 11/68                  | 9110          | 1.0                                       |
| TOTAL POPULATION SERVED BY SOURCE WATER SYSTEM - - - - - |                 |            |              |        |                        | 9110          |   |
| PURYEAR  | 0000568         | HENRY      | NaSiF6       | ADJ    | 12/82                  | 910           | 1.0                                       |
| TOTAL POPULATION SERVED BY SOURCE WATER SYSTEM - - - - - |                 |            |              |        |                        | 910           |   |
| RIDGELY  | 0000579         | LAKE       | NaSiF6       | ADJ    | 04/62                  | 2320          | 1.0                                       |
| TOTAL POPULATION SERVED BY SOURCE WATER SYSTEM - - - - - |                 |            |              |        |                        | 2320          |   |
| RIPLEY   | 0000580         | LAUDERDALE | NaSiF6       | ADJ    | 09/56                  | 7714          | 1.0                                       |
| TOTAL POPULATION SERVED BY SOURCE WATER SYSTEM - - - - - |                 |            |              |        |                        | 7714          |   |
| ROCKWOOD   | 0000590         | ROANE      | Acid         | ADJ    | 09/59                  | 8729          | 1.0                                       |
| TOTAL POPULATION SERVED BY SOURCE WATER SYSTEM - - - - - |                 |            |              |        |                        | 8729          |   |
| ROGERSVILLE  | 0000593         | HAWKINS    | NaSiF6       | ADJ    | 01/66                  | 6857          | 1.0                                       |
| TOTAL POPULATION SERVED BY SOURCE WATER SYSTEM - - - - - |                 |            |              |        |                        | 6857          |   |
| SAVANNAH   | 0000611         | HARDIN     | NaSiF6       | ADJ    | 12/69                  | 11898         | 1.0                                       |
| TOTAL POPULATION SERVED BY SOURCE WATER SYSTEM - - - - - |                 |            |              |        |                        | 11898         |   |
| SCOTTS HILL  | 0000614         | HENDERSON  | NaF          | ADJ    | 02/74                  | 1161          | 1.0                                       |
| TOTAL POPULATION SERVED BY SOURCE WATER SYSTEM - - - - - |                 |            |              |        |                        | 1161          |   |
| SELMER   | 0000615         | MCNAIRY    | NaF          | ADJ    | 11/73                  | 11749         | 1.0                                       |
| TOTAL POPULATION SERVED BY SOURCE WATER SYSTEM - - - - - |                 |            |              |        |                        | 11749         |   |
| SEVIERVILLE  | 0000617         | SEVIER     | NaSiF6       | ADJ    | 08/65                  | 6312          | 1.0                                       |
| TOTAL POPULATION SERVED BY SOURCE WATER SYSTEM - - - - - |                 |            |              |        |                        | 6312          |   |



POPULATION SERVED FLUORIDATED DRINKING WATER BY SOURCE SYSTEM,  
CONSECUTIVE SYSTEM, AND COUNTY WITHIN STATE (AS OF 12/31/85)

**TENNESSEE**

| WATER SYSTEM and<br>CONSECUTIVE SYSTEMS SERVED           | EPA<br>ID<br>NO | COUNTY     | CHEM<br>USED | STATUS | FLUOR<br>START<br>DATE | POP<br>SERVED | NATURAL SYSTEMS<br>NAT<br>LEVEL | OPT<br>LEVEL |
|--|-----------------|------------|--------------|--------|------------------------|---------------|---------------------------------|--------------|
| SEWANEE UD   | 0000623         | FRANKLIN   | NaSiF6       | ADJ    | 07/59                  | 2627          |                                 | 1.0          |
| TOTAL POPULATION SERVED BY SOURCE WATER SYSTEM - - - - - |                 |            |              |        |                        | 2627          |                                 |              |
| SHARON   | 0000627         | WEAKLEY    | NaF          | ADJ    | 02/67                  | 1320          |                                 | 1.0          |
| TOTAL POPULATION SERVED BY SOURCE WATER SYSTEM - - - - - |                 |            |              |        |                        | 1320          |                                 |              |
| SHELBYVILLE  | 0000628         | BEDFORD    | NaSiF6       | ADJ    | 02/55                  | 16073         |                                 | 1.0          |
| TOTAL POPULATION SERVED BY SOURCE WATER SYSTEM - - - - - |                 |            |              |        |                        | 16073         |                                 |              |
| SMITH COUNTY UD  | 0000636         | SMITH      | NaSiF6       | ADJ    | /73                    | 3250          |                                 | 1.0          |
| TOTAL POPULATION SERVED BY SOURCE WATER SYSTEM - - - - - |                 |            |              |        |                        | 3250          |                                 |              |
| SMITHVILLE   | 0000637         | DE KALB    | NaSiF6       | ADJ    | 01/69                  | 4387          |                                 | 1.0          |
| TOTAL POPULATION SERVED BY SOURCE WATER SYSTEM - - - - - |                 |            |              |        |                        | 4387          |                                 |              |
| SMYRNA   | 0000639         | RUTHERFORD | NaSiF6       | ADJ    | 03/64                  | 8571          |                                 | 1.0          |
| TOTAL POPULATION SERVED BY SOURCE WATER SYSTEM - - - - - |                 |            |              |        |                        | 8571          |                                 |              |
| SOMERVILLE   | 0000641         | FAYETTE    | NaSiF6       | ADJ    |                        | 3964          |                                 | 1.0          |
| TOTAL POPULATION SERVED BY SOURCE WATER SYSTEM - - - - - |                 |            |              |        |                        | 3964          |                                 |              |
| SOUTH FULTON   | 0000648         | OBION      | NaSiF6       | ADJ    | 01/67                  | 4683          |                                 | 1.0          |
| TOTAL POPULATION SERVED BY SOURCE WATER SYSTEM - - - - - |                 |            |              |        |                        | 4683          |                                 |              |
| SOUTH PITTSBURG  | 0000651         | MARION     | NaSiF6       | ADJ    | 04/60                  | 5688          |                                 | 1.0          |
| TOTAL POPULATION SERVED BY SOURCE WATER SYSTEM - - - - - |                 |            |              |        |                        | 5688          |                                 |              |
| SPARTA   | 0000652         | WHITE      | NaSiF6       | ADJ    | 01/58                  | 7842          |                                 | 1.0          |
| TOTAL POPULATION SERVED BY SOURCE WATER SYSTEM - - - - - |                 |            |              |        |                        | 7842          |                                 |              |
| SPENCER  | 0000655         | VAN BUREN  | NaF          | ADJ    | 09/74                  | 3270          |                                 | 1.0          |
| TOTAL POPULATION SERVED BY SOURCE WATER SYSTEM - - - - - |                 |            |              |        |                        | 3270          |                                 |              |
| SPRINGFIELD  | 0000666         | ROBERTSON  | NaSiF6       | ADJ    | 07/54                  | 16500         |                                 | 1.0          |
| TOTAL POPULATION SERVED BY SOURCE WATER SYSTEM - - - - - |                 |            |              |        |                        | 16500         |                                 |              |

POPULATION SERVED FLUORIDATED DRINKING WATER BY SOURCE SYSTEM,  
 CONSECUTIVE SYSTEM, AND COUNTY WITHIN STATE (AS OF 12/31/85)

# TENNESSEE

| WATER SYSTEM and<br>CONSECUTIVE SYSTEMS SERVED           | EPA<br>ID<br>NO | COUNTY      | CHEM<br>USED | STATUS | FLUOR<br>START<br>DATE | POP<br>SERVED | NATURAL SYSTEMS<br>NAT OPT<br>LEVEL LEVEL |
|--|-----------------|-------------|--------------|--------|------------------------|---------------|---|
| ST JOSEPH WS   | 0000604         | LAWRENCE    | NaF          | ADJ    | 06/77                  | 1080          | 1.0                                       |
| TOTAL POPULATION SERVED BY SOURCE WATER SYSTEM - - - - - |                 |             |              |        |                        | 1080          |   |
| SUMMERTOWN UD  | 0000676         | LAWRENCE    | NaF          | ADJ    | 12/80                  | 1200          | 1.0                                       |
| TOTAL POPULATION SERVED BY SOURCE WATER SYSTEM - - - - - |                 |             |              |        |                        | 1200          |   |
| SWEETWATER   | 0000687         | MONROE      | NaSiF6       | ADJ    | 04/70                  | 6778          | 1.0                                       |
| TOTAL POPULATION SERVED BY SOURCE WATER SYSTEM - - - - - |                 |             |              |        |                        | 6778          |   |
| TAFT YOUTH CENTER  | 0000553         | BLEDSOE     | NaSiF6       | ADJ    | /67                    | 900           | 1.0                                       |
| TOTAL POPULATION SERVED BY SOURCE WATER SYSTEM - - - - - |                 |             |              |        |                        | 900           |   |
| TELLICO AREA SERVICES SYSTEM                             | 0000726         | MONROE      | NaSiF6       | ADJ    | 11/82                  | 1292          | 1.0                                       |
| TOTAL POPULATION SERVED BY SOURCE WATER SYSTEM - - - - - |                 |             |              |        |                        | 1292          |   |
| TELLICO PLAINS   | 0000693         | MONROE      | NaF          | ADJ    | 12/83                  | 2198          | 1.0                                       |
| TOTAL POPULATION SERVED BY SOURCE WATER SYSTEM - - - - - |                 |             |              |        |                        | 2198          |   |
| TENNESSEE AMERICAN WC                                    | 0000107         | HAMILTON    | Acid         | ADJ    | 09/52                  | 17421         | 1.0                                       |
| FT OGLETHORPE, GA  | 0230179         | CATOOSA, GA |              | CONS   |                        | 0             |   |
| RINGOLD, GA  | 0230180         | CATOOSA, GA |              | CONS   |                        | 0             |   |
| ROSSVILLE, GA  |                 | WALKER, GA  |              | CONS   |                        | 0             |   |
| TOTAL POPULATION SERVED BY SOURCE WATER SYSTEM - - - - - |                 |             |              |        |                        | 17421         |   |
| TENNESSEE RIDGE  | 0000698         | HOUSTON     | NaF          | ADJ    | 07/82                  | 2137          | 1.0                                       |
| TOTAL POPULATION SERVED BY SOURCE WATER SYSTEM - - - - - |                 |             |              |        |                        | 2137          |   |
| TIPTONVILLE  | 0000700         | LAKE        | NaSiF6       | ADJ    | 04/82                  | 2451          | 1.0                                       |
| TOTAL POPULATION SERVED BY SOURCE WATER SYSTEM - - - - - |                 |             |              |        |                        | 2451          |   |
| TRENTON  | 0000707         | GIBSON      | NaSiF6       | ADJ    | 01/64                  | 5466          | 1.0                                       |
| TOTAL POPULATION SERVED BY SOURCE WATER SYSTEM - - - - - |                 |             |              |        |                        | 5466          |   |
| TREZEVANT  | 0000710         | CARROLL     | NaSiF6       | ADJ    | 08/73                  | 1109          | 1.0                                       |
| TOTAL POPULATION SERVED BY SOURCE WATER SYSTEM - - - - - |                 |             |              |        |                        | 1109          |   |

POPULATION SERVED FLUORIDATED DRINKING WATER BY SOURCE SYSTEM,  
CONSECUTIVE SYSTEM, AND COUNTY WITHIN STATE (AS OF 12/31/85)

**TENNESSEE**

| WATER SYSTEM and<br>CONSECUTIVE SYSTEMS SERVED           | EPA<br>ID<br>NO | COUNTY    | CHEM<br>USED | STATUS | FLUOR<br>START<br>DATE | POP<br>SERVED | NATURAL SYSTEMS<br>NAT<br>LEVEL | OPT<br>LEVEL |
|--|-----------------|-----------|--------------|--------|------------------------|---------------|---------------------------------|--------------|
| TROY   | 0000712         | OBION     | NaF          | ADJ    | 08/82                  | 1853          |                                 | 1.0          |
| TOTAL POPULATION SERVED BY SOURCE WATER SYSTEM - - - - - |                 |           |              |        |                        | 1853          |                                 |              |
| TURNBULL UD  | 0000716         | DICKSON   | NaSiF6       | ADJ    | 01/67                  | 6922          |                                 | 1.0          |
| TOTAL POPULATION SERVED BY SOURCE WATER SYSTEM - - - - - |                 |           |              |        |                        | 6922          |                                 |              |
| UNION CITY   | 0000720         | OBION     | NaSiF6       | ADJ    | 05/53                  | 15675         |                                 | 1.0          |
| TOTAL POPULATION SERVED BY SOURCE WATER SYSTEM - - - - - |                 |           |              |        |                        | 15675         |                                 |              |
| UNION FORK-BAKEWELL UD                                   | 0000037         | HAMILTON  | NaF          | ADJ    | 04/82                  | 1557          |                                 | 1.0          |
| TOTAL POPULATION SERVED BY SOURCE WATER SYSTEM - - - - - |                 |           |              |        |                        | 1557          |                                 |              |
| WALDENS RIDGE UTIL DIST                                  | 0000635         | HAMILTON  | NaF          | ADJ    | 07/81                  | 4531          |                                 | 1.0          |
| TOTAL POPULATION SERVED BY SOURCE WATER SYSTEM - - - - - |                 |           |              |        |                        | 4531          |                                 |              |
| WARREN CO UTIL DIST                                      | 0000818         | OVERTON   | NaSiF6       | ADJ    | 04/84                  | 11643         |                                 | 1.0          |
| TOTAL POPULATION SERVED BY SOURCE WATER SYSTEM - - - - - |                 |           |              |        |                        | 11643         |                                 |              |
| WATERTOWN  | 0000732         | WILSON    | NaF          | ADJ    | 01/76                  | 1587          |                                 | 1.0          |
| TOTAL POPULATION SERVED BY SOURCE WATER SYSTEM - - - - - |                 |           |              |        |                        | 1587          |                                 |              |
| WAVERLY  | 0000733         | HUMPHREYS | NaSiF6       | ADJ    | 09/59                  | 6816          |                                 | 1.0          |
| TOTAL POPULATION SERVED BY SOURCE WATER SYSTEM - - - - - |                 |           |              |        |                        | 6816          |                                 |              |
| WAYNESBORO   | 0000736         | WAYNE     | NaSiF6       | ADJ    | 05/64                  | 2638          |                                 | 1.0          |
| TOTAL POPULATION SERVED BY SOURCE WATER SYSTEM - - - - - |                 |           |              |        |                        | 2638          |                                 |              |
| WEST KNOX UD   | 0000371         | KNOX      | Acid         | ADJ    |                        | 33333         |                                 | 1.0          |
| TOTAL POPULATION SERVED BY SOURCE WATER SYSTEM - - - - - |                 |           |              |        |                        | 33333         |                                 |              |
| WEST WILSON UD   | 0000743         | WILSON    | NaSiF6       | ADJ    | 09/67                  | 18097         |                                 | 1.0          |
| TOTAL POPULATION SERVED BY SOURCE WATER SYSTEM - - - - - |                 |           |              |        |                        | 18097         |                                 |              |
| WHITEVILLE   | 0000748         | HARDEMAN  |              | ADJ    | 06/82                  | 1172          |                                 | 1.0          |
| TOTAL POPULATION SERVED BY SOURCE WATER SYSTEM - - - - - |                 |           |              |        |                        | 1172          |                                 |              |

POPULATION SERVED FLUORIDATED DRINKING WATER BY SOURCE SYSTEM,  
 CONSECUTIVE SYSTEM, AND COUNTY WITHIN STATE (AS OF 12/31/85)

**TENNESSEE**

| WATER SYSTEM and<br>CONSECUTIVE SYSTEMS SERVED           | EPA<br>ID<br>NO | COUNTY   | CHEM<br>USED | STATUS | FLUOR<br>START<br>DATE | POP<br>SERVED | NATURAL SYSTEMS<br>NAT<br>LEVEL | OPT<br>LEVEL |
|--|-----------------|----------|--------------|--------|------------------------|---------------|---------------------------------|--------------|
| WHITWELL   | 0000749         | MARION   | NaSiF6       | ADJ    | 11/82                  | 5451          |                                 | 1.0          |
| TOTAL POPULATION SERVED BY SOURCE WATER SYSTEM - - - - - |                 |          |              |        |                        | 5451          |                                 |              |
| WINCHESTER   | 0000754         | FRANKLIN | NaSiF6       | ADJ    | 11/53                  | 11672         |                                 | 1.0          |
| TOTAL POPULATION SERVED BY SOURCE WATER SYSTEM - - - - - |                 |          |              |        |                        | 11672         |                                 |              |
| WOODBURY   | 0000756         | CANNON   | NaSiF6       | ADJ    | 06/54                  | 3745          |                                 | 1.0          |
| TOTAL POPULATION SERVED BY SOURCE WATER SYSTEM - - - - - |                 |          |              |        |                        | 3745          |                                 |              |

POPULATION SERVED FLUORIDATED DRINKING WATER BY SOURCE SYSTEM,  
CONSECUTIVE SYSTEM, AND COUNTY WITHIN STATE (AS OF 12/31/85)

## TEXAS

| WATER SYSTEM and<br>CONSECUTIVE SYSTEMS SERVED           | EPA<br>ID<br>NO | COUNTY    | CHEM<br>USED | STATUS | FLUOR<br>START<br>DATE | POP<br>SERVED | NATURAL SYSTEMS |              |
|--|-----------------|-----------|--------------|--------|------------------------|---------------|-----------------|--------------|
|  |                 |           |              |        |                        |               | NAT<br>LEVEL    | OPT<br>LEVEL |
| ABERNATHY  | 0950001         | HALE      |              | NATL   |                        | 2904          | 2.5             |              |
| TOTAL POPULATION SERVED BY SOURCE WATER SYSTEM - - - - - |                 |           |              |        |                        | 2904          |                 |              |
| ABINGER  | 0340002         | CASS      |              | NATL   |                        | 2800          | 1.2             |              |
| TOTAL POPULATION SERVED BY SOURCE WATER SYSTEM - - - - - |                 |           |              |        |                        | 2800          |                 |              |
| ACRES WSC  | 0140018         | BELL      |              | NATL   |                        | 565           | 2.5             |              |
| TOTAL POPULATION SERVED BY SOURCE WATER SYSTEM - - - - - |                 |           |              |        |                        | 565           |                 |              |
| AIRLINE MHP  | 1650003         | MIDLAND   |              | NATL   |                        | 1200          | 1.1             |              |
| TOTAL POPULATION SERVED BY SOURCE WATER SYSTEM - - - - - |                 |           |              |        |                        | 1200          |                 |              |
| ALAMO  | 1080001         | HIDALGO   |              | NATL   |                        | 6500          | 0.7             |              |
| TOTAL POPULATION SERVED BY SOURCE WATER SYSTEM - - - - - |                 |           |              |        |                        | 6500          |                 |              |
| ALICE  | 1250001         | JIM WELLS | NaSiF6       | ADJ    | 01/67                  | 21000         |                 | 0.8          |
| TOTAL POPULATION SERVED BY SOURCE WATER SYSTEM - - - - - |                 |           |              |        |                        | 21000         |                 |              |
| ALPINE   | 0220001         | BREWSTER  |              | NATL   |                        | 6500          | 2.4             |              |
| TOTAL POPULATION SERVED BY SOURCE WATER SYSTEM - - - - - |                 |           |              |        |                        | 6500          |                 |              |
| ALTO   | 0370001         | CHEROKEE  |              | NATL   |                        | 1203          | 0.7             |              |
| TOTAL POPULATION SERVED BY SOURCE WATER SYSTEM - - - - - |                 |           |              |        |                        | 1203          |                 |              |
| ALUMINUM CO OF AMERICA                                   | 0290014         | CALHOUN   |              | NATL   |                        | 2500          | 1.1             |              |
| TOTAL POPULATION SERVED BY SOURCE WATER SYSTEM - - - - - |                 |           |              |        |                        | 2500          |                 |              |
| ALVARADO   | 1260001         | JOHNSON   |              | NATL   |                        | 3220          | 2.6             |              |
| TOTAL POPULATION SERVED BY SOURCE WATER SYSTEM - - - - - |                 |           |              |        |                        | 3220          |                 |              |
| ALVIN  | 0200001         | BRAZORIA  |              | NATL   |                        | 16515         | 1.0             |              |
| TOTAL POPULATION SERVED BY SOURCE WATER SYSTEM - - - - - |                 |           |              |        |                        | 16515         |                 |              |
| AMARILLO MWS   | 1880001         | POTTER    |              | NATL   |                        | 159600        | 0.9             |              |
| TOTAL POPULATION SERVED BY SOURCE WATER SYSTEM - - - - - |                 |           |              |        |                        | 159600        |                 |              |

POPULATION SERVED FLUORIDATED DRINKING WATER BY SOURCE SYSTEM,  
CONSECUTIVE SYSTEM, AND COUNTY WITHIN STATE (AS OF 12/31/85)

TEXAS

| WATER SYSTEM and<br>CONSECUTIVE SYSTEMS SERVED           | EPA<br>ID<br>NO | COUNTY   | CHEM<br>USED | STATUS | FLUOR<br>START<br>DATE | POP<br>SERVED | NATURAL SYSTEMS<br>NAT<br>LEVEL | OPT<br>LEVEL |
|--|-----------------|----------|--------------|--------|------------------------|---------------|---------------------------------|--------------|
| AMHERST  | 1400006         | LAMB     |              | NATL   |                        | 984           | 1.4                             |              |
| TOTAL POPULATION SERVED BY SOURCE WATER SYSTEM - - - - - |                 |          |              |        |                        | 984           |                                 |              |
| ANDREWS  | 0020001         | ANDREWS  |              | NATL   |                        | 11000         | 4.9                             |              |
| TOTAL POPULATION SERVED BY SOURCE WATER SYSTEM - - - - - |                 |          |              |        |                        | 11000         |                                 |              |
| ANGLETON   | 0200002         | BRAZORIA |              | NATL   |                        | 13929         | 1.0                             |              |
| TOTAL POPULATION SERVED BY SOURCE WATER SYSTEM - - - - - |                 |          |              |        |                        | 13929         |                                 |              |
| ANNA   | 0430027         | COLLIN   |              | NATL   |                        | 950           | 1.3                             |              |
| TOTAL POPULATION SERVED BY SOURCE WATER SYSTEM - - - - - |                 |          |              |        |                        | 950           |                                 |              |
| ANTON  | 1100001         | HOCKLEY  |              | NATL   |                        | 1150          | 1.5                             |              |
| TOTAL POPULATION SERVED BY SOURCE WATER SYSTEM - - - - - |                 |          |              |        |                        | 1150          |                                 |              |
| APACHE SHORES-RESORT PROP INC                            | 2270031         | TRAVIS   |              | NATL   |                        | 600           | 2.0                             |              |
| TOTAL POPULATION SERVED BY SOURCE WATER SYSTEM - - - - - |                 |          |              |        |                        | 600           |                                 |              |
| ARCADIAN GARDENS SUBD                                    | 1010001         | HARRIS   |              | NATL   |                        | 570           | 0.7                             |              |
| TOTAL POPULATION SERVED BY SOURCE WATER SYSTEM - - - - - |                 |          |              |        |                        | 570           |                                 |              |
| ARLAM-CONCORD WSC  | 2010004         | RUSK     |              | NATL   |                        | 849           | 1.0                             |              |
| TOTAL POPULATION SERVED BY SOURCE WATER SYSTEM - - - - - |                 |          |              |        |                        | 849           |                                 |              |
| ARLEDGE RIDGE WSC  | 0740019         | FANNIN   |              | NATL   |                        | 750           | 1.5                             |              |
| TOTAL POPULATION SERVED BY SOURCE WATER SYSTEM - - - - - |                 |          |              |        |                        | 750           |                                 |              |
| ARLINGTON  | 2200001         | TARRANT  | Acid         | ADJ    | /68                    | 160123        |                                 | 0.8          |
| TOTAL POPULATION SERVED BY SOURCE WATER SYSTEM - - - - - |                 |          |              |        |                        | 160123        |                                 |              |
| ARMSTRONG WSC  | 0140019         | BELL     |              | NATL   |                        | 1280          | 4.3                             |              |
| TOTAL POPULATION SERVED BY SOURCE WATER SYSTEM - - - - - |                 |          |              |        |                        | 1280          |                                 |              |
| ARP  | 2120001         | SMITH    | NaF          | ADJ    | 06/85                  | 1350          |                                 | 0.8          |
| TOTAL POPULATION SERVED BY SOURCE WATER SYSTEM - - - - - |                 |          |              |        |                        | 1350          |                                 |              |

POPULATION SERVED FLUORIDATED DRINKING WATER BY SOURCE SYSTEM,  
 CONSECUTIVE SYSTEM, AND COUNTY WITHIN STATE (AS OF 12/31/85)

TEXAS

| WATER SYSTEM and<br>CONSECUTIVE SYSTEMS SERVED           | EPA<br>ID<br>NO | COUNTY   | CHEM<br>USED | STATUS | FLUOR<br>START<br>DATE | POP<br>SERVED | NATURAL SYSTEMS<br>NAT<br>LEVEL | OPT<br>LEVEL |
|--|-----------------|----------|--------------|--------|------------------------|---------------|---------------------------------|--------------|
| ARROYO WSC   | 0310031         | CAMERON  |              | NATL   |                        | 900           | 0.9                             |              |
| TOTAL POPULATION SERVED BY SOURCE WATER SYSTEM - - - - - |                 |          |              |        |                        | 900           |                                 |              |
| ASSOC UTIL IVANHOE SUBD                                  | 2290010         | TYLER    |              | NATL   |                        | 2718          | 0.9                             |              |
| TOTAL POPULATION SERVED BY SOURCE WATER SYSTEM - - - - - |                 |          |              |        |                        | 2718          |                                 |              |
| ATACOSA RURAL WSC  | 0150040         | BEXAR    |              | NATL   |                        | 4600          | 2.1                             |              |
| TOTAL POPULATION SERVED BY SOURCE WATER SYSTEM - - - - - |                 |          |              |        |                        | 4600          |                                 |              |
| AUSTIN   | 2270001         | TRAVIS   | Acid         | ADJ    | /72                    | 435100        |                                 | 0.8          |
| TOTAL POPULATION SERVED BY SOURCE WATER SYSTEM - - - - - |                 |          |              |        |                        | 435100        |                                 |              |
| AVALON WSC   | 0700019         | ELLIS    |              | NATL   |                        | 600           | 2.9                             |              |
| TOTAL POPULATION SERVED BY SOURCE WATER SYSTEM - - - - - |                 |          |              |        |                        | 600           |                                 |              |
| AXTELL WSC   | 1550016         | MCLENNAN |              | NATL   |                        | 900           | 2.1                             |              |
| TOTAL POPULATION SERVED BY SOURCE WATER SYSTEM - - - - - |                 |          |              |        |                        | 900           |                                 |              |
| BAILEY   | 0740038         | FANNIN   |              | NATL   |                        | 250           | 1.5                             |              |
| TOTAL POPULATION SERVED BY SOURCE WATER SYSTEM - - - - - |                 |          |              |        |                        | 250           |                                 |              |
| BALLINGER  | 2000001         | RUNNELS  | Acid         | ADJ    | 05/85                  | 4206          |                                 | 0.8          |
| TOTAL POPULATION SERVED BY SOURCE WATER SYSTEM - - - - - |                 |          |              |        |                        | 4206          |                                 |              |
| BALMORHEA  | 1950002         | REEVES   |              | NATL   |                        | 600           | 1.2                             |              |
| TOTAL POPULATION SERVED BY SOURCE WATER SYSTEM - - - - - |                 |          |              |        |                        | 600           |                                 |              |
| BAMMEL UD  | 1010365         | HARRIS   |              | NATL   |                        | 2058          | 0.8                             |              |
| TOTAL POPULATION SERVED BY SOURCE WATER SYSTEM - - - - - |                 |          |              |        |                        | 2058          |                                 |              |
| BARDWELL   | 0700020         | ELLIS    |              | NATL   |                        | 500           | 6.1                             |              |
| TOTAL POPULATION SERVED BY SOURCE WATER SYSTEM - - - - - |                 |          |              |        |                        | 500           |                                 |              |
| BARSTOW  | 2380006         | WARD     |              | NATL   |                        | 625           | 3.0                             |              |
| TOTAL POPULATION SERVED BY SOURCE WATER SYSTEM - - - - - |                 |          |              |        |                        | 625           |                                 |              |

POPULATION SERVED FLUORIDATED DRINKING WATER BY SOURCE SYSTEM,  
CONSECUTIVE SYSTEM, AND COUNTY WITHIN STATE (AS OF 12/31/85)

# TEXAS

| WATER SYSTEM and<br>CONSECUTIVE SYSTEMS SERVED           | EPA<br>ID<br>NO | COUNTY     | CHEM<br>USED | STATUS | FLUOR<br>START<br>DATE | POP<br>SERVED | NATURAL SYSTEMS<br>NAT<br>LEVEL | OPT<br>LEVEL |
|--|-----------------|------------|--------------|--------|------------------------|---------------|---------------------------------|--------------|
| BARTLETT   | 2460006         | WILLIAMSON |              | NATL   |                        | 1560          | 2.9                             |              |
| TOTAL POPULATION SERVED BY SOURCE WATER SYSTEM - - - - - |                 |            |              |        |                        | 1560          |                                 |              |
| BARTONVILLE WSC  | 0610020         | DENTON     |              | NATL   |                        | 3800          | 1.5                             |              |
| TOTAL POPULATION SERVED BY SOURCE WATER SYSTEM - - - - - |                 |            |              |        |                        | 3800          |                                 |              |
| BAY CITY   | 1610001         | MATAGORDA  | Acid         | ADJ    | 01/68                  | 23000         |                                 | 0.8          |
| TOTAL POPULATION SERVED BY SOURCE WATER SYSTEM - - - - - |                 |            |              |        |                        | 23000         |                                 |              |
| BAYSHORE MUD   | 1010055         | HARRIS     |              | NATL   |                        | 3200          | 2.8                             |              |
| TOTAL POPULATION SERVED BY SOURCE WATER SYSTEM - - - - - |                 |            |              |        |                        | 3200          |                                 |              |
| BAYTOWN AREA WA  | 1011742         | HARRIS     | Acid         | ADJ    | 09/84                  | 56700         |                                 | 0.8          |
| TOTAL POPULATION SERVED BY SOURCE WATER SYSTEM - - - - - |                 |            |              |        |                        | 56700         |                                 |              |
| BEALMONT   | 1230001         | JEFFERSON  | NaSiF6       | ADJ    | 07/71                  | 123243        |                                 | 0.8          |
| TOTAL POPULATION SERVED BY SOURCE WATER SYSTEM - - - - - |                 |            |              |        |                        | 123243        |                                 |              |
| BECKVILLE  | 1830002         | PANOLA     |              | NATL   |                        | 1140          | 1.2                             |              |
| TOTAL POPULATION SERVED BY SOURCE WATER SYSTEM - - - - - |                 |            |              |        |                        | 1140          |                                 |              |
| BEEVILLE   | 0130001         | BEE        |              | NATL   |                        | 14780         | 0.8                             |              |
| TOTAL POPULATION SERVED BY SOURCE WATER SYSTEM - - - - - |                 |            |              |        |                        | 14780         |                                 |              |
| BELL COUNTY WCID #1                                      | 0140016         | BELL       | NaSiF6       | ADJ    | 06/63                  | 41295         |                                 | 0.8          |
| 439 WSC  | 0140076         | BELL       |              | CONS   |                        | 1800          |                                 |              |
| BELTON   | 1430002         | BELL       |              | CONS   |                        | 10660         |                                 |              |
| COPPERAS COVE  | 0500001         | CORYELL    |              | CONS   |                        | 26000         |                                 |              |
| HARKER HEIGHTS   | 0140023         | BELL       |              | CONS   |                        | 10400         |                                 |              |
| KILLEEN  | 0140006         | BELL       |              | CONS   |                        | 46296         |                                 |              |
| TEMPLE   | 0190005         | BELL       |              | CONS   |                        | 44100         |                                 |              |
| TOTAL POPULATION SERVED BY SOURCE WATER SYSTEM - - - - - |                 |            |              |        |                        | 180551        |                                 |              |
| BELL-MILAM FALLS WSC 1                                   | 0140007         | BELL       |              | NATL   |                        | 2300          | 1.2                             |              |
| TOTAL POPULATION SERVED BY SOURCE WATER SYSTEM - - - - - |                 |            |              |        |                        | 2300          |                                 |              |
| BELLS  | 0910001         | GRAYSON    |              | NATL   |                        | 1000          | 1.9                             |              |
| TOTAL POPULATION SERVED BY SOURCE WATER SYSTEM - - - - - |                 |            |              |        |                        | 1000          |                                 |              |



POPULATION SERVED FLUORIDATED DRINKING WATER BY SOURCE SYSTEM,  
CONSECUTIVE SYSTEM, AND COUNTY WITHIN STATE (AS OF 12/31/85)

TEXAS

| WATER SYSTEM and<br>CONSECUTIVE SYSTEMS SERVED           | EPA<br>ID<br>NO | COUNTY   | CHEM<br>USED | STATUS | FLUOR<br>START<br>DATE | POP<br>SERVED | NATURAL SYSTEMS<br>NAT<br>LEVEL | OPT<br>LEVEL |
|--|-----------------|----------|--------------|--------|------------------------|---------------|---------------------------------|--------------|
| BELLEVUE   | 0390013         | CLAY     |              | NATL   |                        | 290           | 1.0                             |              |
| TOTAL POPULATION SERVED BY SOURCE WATER SYSTEM - - - - - |                 |          |              |        |                        | 290           |                                 |              |
| BETHANY WSC  | 1260016         | JOHNSON  |              | NATL   |                        | 2466          | 0.8                             |              |
| TOTAL POPULATION SERVED BY SOURCE WATER SYSTEM - - - - - |                 |          |              |        |                        | 2466          |                                 |              |
| BETHESDA WSC   | 1260017         | JOHNSON  |              | NATL   |                        | 15283         | 2.7                             |              |
| TOTAL POPULATION SERVED BY SOURCE WATER SYSTEM - - - - - |                 |          |              |        |                        | 15283         |                                 |              |
| BIG LAKE   | 1920001         | REAGAN   |              | NATL   |                        | 3100          | 2.1                             |              |
| TOTAL POPULATION SERVED BY SOURCE WATER SYSTEM - - - - - |                 |          |              |        |                        | 3100          |                                 |              |
| BIROME WSC   | 1090017         | HILL     |              | NATL   |                        | 1200          | 2.2                             |              |
| TOTAL POPULATION SERVED BY SOURCE WATER SYSTEM - - - - - |                 |          |              |        |                        | 1200          |                                 |              |
| BISHOP   | 1780002         | NUECES   |              | NATL   |                        | 4000          | 0.7                             |              |
| TOTAL POPULATION SERVED BY SOURCE WATER SYSTEM - - - - - |                 |          |              |        |                        | 4000          |                                 |              |
| BLOOMING GROVE   | 1750001         | NAVARRO  |              | NATL   |                        | 1200          | 5.1                             |              |
| TOTAL POPULATION SERVED BY SOURCE WATER SYSTEM - - - - - |                 |          |              |        |                        | 1200          |                                 |              |
| BLJE RIDGE   | 0430002         | COLLIN   |              | NATL   |                        | 590           | 0.8                             |              |
| TOTAL POPULATION SERVED BY SOURCE WATER SYSTEM - - - - - |                 |          |              |        |                        | 590           |                                 |              |
| BOERNE   | 1300001         | KENDALL  |              | NATL   |                        | 4185          | 2.0                             |              |
| TOTAL POPULATION SERVED BY SOURCE WATER SYSTEM - - - - - |                 |          |              |        |                        | 4185          |                                 |              |
| BOLD SPRINGS WSC   | 1550017         | MCLENNAN |              | NATL   |                        | 1100          | 0.7                             |              |
| TOTAL POPULATION SERVED BY SOURCE WATER SYSTEM - - - - - |                 |          |              |        |                        | 1100          |                                 |              |
| BONHAM   | 0740001         | FANNIN   | Acid         | ADJ    |                        | 8700          |                                 | 0.8          |
| TOTAL POPULATION SERVED BY SOURCE WATER SYSTEM - - - - - |                 |          |              |        |                        | 8700          |                                 |              |
| BOOKER MWS   | 1480001         | LIPSCOMB |              | NATL   |                        | 1200          | 1.1                             |              |
| TOTAL POPULATION SERVED BY SOURCE WATER SYSTEM - - - - - |                 |          |              |        |                        | 1200          |                                 |              |

POPULATION SERVED FLUORIDATED DRINKING WATER BY SOURCE SYSTEM,  
CONSECUTIVE SYSTEM, AND COUNTY WITHIN STATE (AS OF 12/31/85)

TEXAS

| WATER SYSTEM and<br>CONSECUTIVE SYSTEMS SERVED           | EPA<br>ID<br>NO | COUNTY     | CHEM<br>USED | STATUS | FLUOR<br>START<br>DATE | POP<br>SERVED | NATURAL SYSTEMS<br>NAT<br>LEVEL | OPT<br>LEVEL |
|--|-----------------|------------|--------------|--------|------------------------|---------------|---------------------------------|--------------|
| BORGER MWS   | 1170001         | HUTCHINSON |              | NATL.  |                        | 1800          | 1.1                             |              |
| TOTAL POPULATION SERVED BY SOURCE WATER SYSTEM - - - - - |                 |            |              |        |                        | 1800          |                                 |              |
| BOVINA MWS   | 1850001         | PARMER     |              | NATL.  |                        | 1499          | 1.8                             |              |
| TOTAL POPULATION SERVED BY SOURCE WATER SYSTEM - - - - - |                 |            |              |        |                        | 1499          |                                 |              |
| BOYCE WSC  | 0700021         | ELLIS      |              | NATL.  |                        | 990           | 4.5                             |              |
| TOTAL POPULATION SERVED BY SOURCE WATER SYSTEM - - - - - |                 |            |              |        |                        | 990           |                                 |              |
| BRADY  | 1540001         | MCCULLOCH  |              | NATL.  |                        | 6000          | 0.8                             |              |
| TOTAL POPULATION SERVED BY SOURCE WATER SYSTEM - - - - - |                 |            |              |        |                        | 6000          |                                 |              |
| BRANDON IRENE WSC  | 1090018         | HILL       |              | NATL.  |                        | 1320          | 1.7                             |              |
| TOTAL POPULATION SERVED BY SOURCE WATER SYSTEM - - - - - |                 |            |              |        |                        | 1320          |                                 |              |
| BRAZORIA   | 0200003         | BRAZORIA   |              | NATL.  |                        | 3400          | 0.8                             |              |
| TOTAL POPULATION SERVED BY SOURCE WATER SYSTEM - - - - - |                 |            |              |        |                        | 3400          |                                 |              |
| BRAZORIA CO WCID 8                                       | 0200045         | BRAZORIA   |              | NATL.  |                        | 2016          | 0.9                             |              |
| TOTAL POPULATION SERVED BY SOURCE WATER SYSTEM - - - - - |                 |            |              |        |                        | 2016          |                                 |              |
| BREMOND  | 1980001         | ROBERTSON  | Acid         | ADJ    | 10/84                  | 1080          |                                 | 0.8          |
| TOTAL POPULATION SERVED BY SOURCE WATER SYSTEM - - - - - |                 |            |              |        |                        | 1080          |                                 |              |
| BRENHAM  | 2390001         | WASHINGTON | NaF          | ADJ    | /74                    | 10966         |                                 | 0.8          |
| TOTAL POPULATION SERVED BY SOURCE WATER SYSTEM - - - - - |                 |            |              |        |                        | 10966         |                                 |              |
| BROOKS AIR FORCE BASE                                    | 0150112         | BEXAR      | Acid         | ADJ    | /62                    | 2746          |                                 | 0.8          |
| TOTAL POPULATION SERVED BY SOURCE WATER SYSTEM - - - - - |                 |            |              |        |                        | 2746          |                                 |              |
| BROWNFIELD   | 2230001         | TERRY      |              | NATL.  |                        | 10456         | 2.1                             |              |
| TOTAL POPULATION SERVED BY SOURCE WATER SYSTEM - - - - - |                 |            |              |        |                        | 10456         |                                 |              |
| BRUCEVILLE-EDDY WC                                       | 0002200         | MCLENNAN   |              | NATL.  |                        | 2200          | 2.7                             |              |
| TOTAL POPULATION SERVED BY SOURCE WATER SYSTEM - - - - - |                 |            |              |        |                        | 2200          |                                 |              |

POPULATION SERVED FLUORIDATED DRINKING WATER BY SOURCE SYSTEM,  
CONSECUTIVE SYSTEM, AND COUNTY WITHIN STATE (AS OF 12/31/85)

TEXAS

| WATER SYSTEM and<br>CONSECUTIVE SYSTEMS SERVED           | EPA<br>ID<br>NO | COUNTY   | CHEM<br>USED | STATUS | FLUOR<br>START<br>DATE | POP<br>SERVED | NATURAL SYSTEMS<br>NAT<br>LEVEL | OPT<br>LEVEL |
|--|-----------------|----------|--------------|--------|------------------------|---------------|---------------------------------|--------------|
| BRYAN  | 0210001         | BRAZOS   | Acid         | ADJ    | 01/71                  | 50000         |                                 | 0.8          |
| TOTAL POPULATION SERVED BY SOURCE WATER SYSTEM - - - - - |                 |          |              |        |                        | 50000         |                                 |              |
| BUFFALO  | 1450001         | LEON     | NaF          | ADJ    | 09/83                  | 1507          |                                 | 0.8          |
| TOTAL POPULATION SERVED BY SOURCE WATER SYSTEM - - - - - |                 |          |              |        |                        | 1507          |                                 |              |
| BULLARD  | 2120006         | SMITH    | NaF          | ADJ    | 06/85                  | 1143          |                                 | 0.8          |
| TOTAL POPULATION SERVED BY SOURCE WATER SYSTEM - - - - - |                 |          |              |        |                        | 1143          |                                 |              |
| BUNKER HILL  | 1010106         | HARRIS   |              | NATL   |                        | 3800          | 0.7                             |              |
| TOTAL POPULATION SERVED BY SOURCE WATER SYSTEM - - - - - |                 |          |              |        |                        | 3800          |                                 |              |
| BURKE WSC  | 0030018         | ANGELINA |              | NATL   |                        | 2400          | 0.7                             |              |
| TOTAL POPULATION SERVED BY SOURCE WATER SYSTEM - - - - - |                 |          |              |        |                        | 2400          |                                 |              |
| BURKHART CITY  | 0200104         | BRAZORIA |              | NATL   |                        | 33            | 0.8                             |              |
| TOTAL POPULATION SERVED BY SOURCE WATER SYSTEM - - - - - |                 |          |              |        |                        | 33            |                                 |              |
| BURNET   | 0270001         | BURNET   | Acid         | ADJ    | 05/81                  | 4100          |                                 | 0.8          |
| TOTAL POPULATION SERVED BY SOURCE WATER SYSTEM - - - - - |                 |          |              |        |                        | 4100          |                                 |              |
| BYERS  | 0390003         | CLAY     |              | NATL   |                        | 565           | 0.7                             |              |
| TOTAL POPULATION SERVED BY SOURCE WATER SYSTEM - - - - - |                 |          |              |        |                        | 565           |                                 |              |
| CACTUS MWS   | 1710003         | MOORE    |              | NATL   |                        | 2450          | 1.2                             |              |
| TOTAL POPULATION SERVED BY SOURCE WATER SYSTEM - - - - - |                 |          |              |        |                        | 2450          |                                 |              |
| CALDWELL   | 0260001         | BURLESON | Acid         | ADJ    | 06/84                  | 3500          |                                 | 0.8          |
| TOTAL POPULATION SERVED BY SOURCE WATER SYSTEM - - - - - |                 |          |              |        |                        | 3500          |                                 |              |
| CAMERON  | 1660001         | MILAM    | Acid         | ADJ    | 07/81                  | 5800          |                                 | 0.8          |
| TOTAL POPULATION SERVED BY SOURCE WATER SYSTEM - - - - - |                 |          |              |        |                        | 5800          |                                 |              |
| CAMERON CO FWSC #1                                       | 0310005         | CAMERON  |              | NATL   |                        | 5000          | 1.0                             |              |
| TOTAL POPULATION SERVED BY SOURCE WATER SYSTEM - - - - - |                 |          |              |        |                        | 5000          |                                 |              |

POPULATION SERVED FLUORIDATED DRINKING WATER BY SOURCE SYSTEM,  
 CONSECUTIVE SYSTEM, AND COUNTY WITHIN STATE (AS OF 12/31/85)

TEXAS

| WATER SYSTEM and<br>CONSECUTIVE SYSTEMS SERVED | EPA<br>ID<br>NO | COUNTY       | CHEM<br>USED | STATUS | FLUOR<br>START<br>DATE | POP<br>SERVED  | NATURAL SYSTEMS |              |
|--|-----------------|--------------|--------------|--------|------------------------|--|-----------------|--------------|
|  |                 |              |              |        |                        |  | NAT<br>LEVEL    | OPT<br>LEVEL |
| CAMP KARANKAWA                                 | 2050022         | SAN PATRICIO |              | NATL   |                        | 1500   | 1.0             |              |
|  |                 |              |              |        |                        | TOTAL POPULATION SERVED BY SOURCE WATER SYSTEM - - - - - | 1500            |              |
| CANADIAN MWS                                   | 1060001         | HEMPHILL     |              | NATL   |                        | 3500   | 1.2             |              |
|  |                 |              |              |        |                        | TOTAL POPULATION SERVED BY SOURCE WATER SYSTEM - - - - - | 3500            |              |
| CANTON   | 0234001         | YAN ZANDT    | NaF          | ADJ    | 10/85                  | 2845   |                 | 0.8          |
|  |                 |              |              |        |                        | TOTAL POPULATION SERVED BY SOURCE WATER SYSTEM - - - - - | 2845            |              |
| CANYON LAKE FOREST                             | 0460062         | COMAL        |              | NATL   |                        | 849  | 0.7             |              |
|  |                 |              |              |        |                        | TOTAL POPULATION SERVED BY SOURCE WATER SYSTEM - - - - - | 849             |              |
| CANYON MWS                                     | 1910001         | RANDALL      |              | NATL   |                        | 12000  | 3.1             |              |
|  |                 |              |              |        |                        | TOTAL POPULATION SERVED BY SOURCE WATER SYSTEM - - - - - | 12000           |              |
| CARLOS WSC                                     | 0930003         | GRIMES       |              | NATL   |                        | 900  | 0.8             |              |
|  |                 |              |              |        |                        | TOTAL POPULATION SERVED BY SOURCE WATER SYSTEM - - - - - | 900             |              |
| CARSWELL AIR FORCE BASE                        | 2200082         | TARRANT      | NaSiF6       | ADJ    | /55                    | 5628   |                 | 0.8          |
|  |                 |              |              |        |                        | TOTAL POPULATION SERVED BY SOURCE WATER SYSTEM - - - - - | 5628            |              |
| CEGO-DURANGO WATER SUPPLY CORP                 | 0730013         | FALLS        |              | NATL   |                        | 600  | 2.1             |              |
|  |                 |              |              |        |                        | TOTAL POPULATION SERVED BY SOURCE WATER SYSTEM - - - - - | 600             |              |
| CELANESE CHEM CO                               | 1780030         | NUECES       |              | NATL   |                        | 1000   | 0.7             |              |
|  |                 |              |              |        |                        | TOTAL POPULATION SERVED BY SOURCE WATER SYSTEM - - - - - | 1000            |              |
| CELINA   | 0430003         | COLLIN       |              | NATL   |                        | 1500   | 1.1             |              |
|  |                 |              |              |        |                        | TOTAL POPULATION SERVED BY SOURCE WATER SYSTEM - - - - - | 1500            |              |
| CENTER   | 2100001         | SHELBY       | Acid         | ADJ    | 05/82                  | 6500   |                 | 0.8          |
|  |                 |              |              |        |                        | TOTAL POPULATION SERVED BY SOURCE WATER SYSTEM - - - - - | 6500            |              |
| CHALK BLUFF WSC                                | 1550020         | MCLENNAN     |              | NATL   |                        | 15000  | 1.3             |              |
|  |                 |              |              |        |                        | TOTAL POPULATION SERVED BY SOURCE WATER SYSTEM - - - - - | 15000           |              |

POPULATION SERVED FLUORIDATED DRINKING WATER BY SOURCE SYSTEM,  
CONSECUTIVE SYSTEM, AND COUNTY WITHIN STATE (AS OF 12/31/85)

**TEXAS**

| WATER SYSTEM and<br>CONSECUTIVE SYSTEMS SERVED           | EPA<br>ID<br>NO | COUNTY     | CHEM<br>USED | STATUS | FLUOR<br>START<br>DATE | POP<br>SERVED | NATURAL SYSTEMS<br>NAT OPT<br>LEVEL LEVEL |
|--|-----------------|------------|--------------|--------|------------------------|---------------|---|
| CHASEVILLE NAS   | 0130002         | BEE        |              | NATL   |                        | 2100          | 0.7                                       |
| TOTAL POPULATION SERVED BY SOURCE WATER SYSTEM - - - - - |                 |            |              |        |                        | 2100          |   |
| CHATT WSC  | 1090020         | HILL       |              | NATL   |                        | 600           | 0.9                                       |
| TOTAL POPULATION SERVED BY SOURCE WATER SYSTEM - - - - - |                 |            |              |        |                        | 600           |   |
| CHILDRRESS   | 0380001         | CHILDRRESS |              | NATL   |                        | 6000          | 0.8                                       |
| TOTAL POPULATION SERVED BY SOURCE WATER SYSTEM - - - - - |                 |            |              |        |                        | 6000          |   |
| CHILTON WATER CO   | 0730014         | FALLS      |              | NATL   |                        | 1000          | 2.2                                       |
| TOTAL POPULATION SERVED BY SOURCE WATER SYSTEM - - - - - |                 |            |              |        |                        | 1000          |   |
| CHINA SPRING WC  | 1550021         | MCLENNAN   |              | NATL   |                        | 1100          | 1.2                                       |
| TOTAL POPULATION SERVED BY SOURCE WATER SYSTEM - - - - - |                 |            |              |        |                        | 1100          |   |
| CLAUDE MWS   | 0060001         | ARMSTRONG  |              | NATL   |                        | 1112          | 1.9                                       |
| TOTAL POPULATION SERVED BY SOURCE WATER SYSTEM - - - - - |                 |            |              |        |                        | 1112          |   |
| CLEVELAND  | 1460001         | LIBERTY    |              | NATL   |                        | 7500          | 1.5                                       |
| TOTAL POPULATION SERVED BY SOURCE WATER SYSTEM - - - - - |                 |            |              |        |                        | 7500          |   |
| CLUTE  | 0200004         | BOSQUE     |              | NATL   |                        | 19000         | 0.7                                       |
| TOTAL POPULATION SERVED BY SOURCE WATER SYSTEM - - - - - |                 |            |              |        |                        | 19000         |   |
| COLLEYVILLE  | 2200043         | TARRANT    |              | NATL   |                        | 7450          | 1.8                                       |
| TOTAL POPULATION SERVED BY SOURCE WATER SYSTEM - - - - - |                 |            |              |        |                        | 7450          |   |
| COLONIAL NUEVA WS  | 1080047         | HIDALGO    |              | NATL   |                        | 1440          | 0.7                                       |
| TOTAL POPULATION SERVED BY SOURCE WATER SYSTEM - - - - - |                 |            |              |        |                        | 1440          |   |
| COLORADO CITY  | 1680001         | MITCHELL   |              | NATL   |                        | 5600          | 0.9                                       |
| TOTAL POPULATION SERVED BY SOURCE WATER SYSTEM - - - - - |                 |            |              |        |                        | 5600          |   |
| COMBES   | 0310021         | CAMERON    |              | NATL   |                        | 1500          | 0.7                                       |
| TOTAL POPULATION SERVED BY SOURCE WATER SYSTEM - - - - - |                 |            |              |        |                        | 1500          |   |

POPULATION SERVED FLUORIDATED DRINKING WATER BY SOURCE SYSTEM,  
CONSECUTIVE SYSTEM, AND COUNTY WITHIN STATE (AS OF 12/31/85)

TEXAS

| WATER SYSTEM and<br>CONSECUTIVE SYSTEMS SERVED           | EPA<br>ID<br>NO | COUNTY       | CHEM<br>USED | STATUS | FLUOR<br>START<br>DATE | POP<br>SERVED | NATURAL SYSTEMS<br>NAT<br>LEVEL | OPT<br>LEVEL |
|--|-----------------|--------------|--------------|--------|------------------------|---------------|---------------------------------|--------------|
| CONROE   | 1700001         | MONTGOMERY   | Acid         | ADJ    | 12/63                  | 18034         |                                 | 0.8          |
| TOTAL POPULATION SERVED BY SOURCE WATER SYSTEM - - - - - |                 |              |              |        |                        | 18034         |                                 |              |
| COOPER   | 0600001         | DELTA        | NaSiF6       | ADJ    | 12/80                  | 2249          |                                 | 0.8          |
| CHARLESTON WSC   | 0600013         | DELTA        |              | CONS   |                        | 1152          |                                 |              |
| TOTAL POPULATION SERVED BY SOURCE WATER SYSTEM - - - - - |                 |              |              |        |                        | 3401          |                                 |              |
| COOPER ISD   | 1520122         | LUBBOCK      |              | NATL   |                        | 1200          | 4.7                             |              |
| TOTAL POPULATION SERVED BY SOURCE WATER SYSTEM - - - - - |                 |              |              |        |                        | 1200          |                                 |              |
| CORPUS CHRISTI   | 1780003         | NUECES       | NaSiF6       | ADJ    | 12/53                  | 250000        |                                 | 0.7          |
| CORPUS CHRISTI NAS                                       | 1780017         | NUECES       |              | CONS   |                        | 5500          |                                 |              |
| GREGORY  | 2050001         | SAN PATRICIO |              | CONS   |                        | 2800          |                                 |              |
| ODEM   | 2050004         | SAN PATRICIO |              | CONS   |                        | 2513          |                                 |              |
| PORTLAND   | 2050005         | SAN PATRICIO |              | CONS   |                        | 12000         |                                 |              |
| TAFT   | 2050007         | SAN PATRICIO |              | CONS   |                        | 5600          |                                 |              |
| VIOLET WSC   | 1780015         | NUECES       |              | CONS   |                        | 1200          |                                 |              |
| TOTAL POPULATION SERVED BY SOURCE WATER SYSTEM - - - - - |                 |              |              |        |                        | 279613        |                                 |              |
| CORSICANA  | 1750002         | NAVARRO      | Acid         | ADJ    | 08/85                  | 3200          |                                 | 0.8          |
| TOTAL POPULATION SERVED BY SOURCE WATER SYSTEM - - - - - |                 |              |              |        |                        | 3200          |                                 |              |
| CORYELL CITY WSC   | 0500013         | CORYELL      |              | NATL   |                        | 2665          | 1.1                             |              |
| TOTAL POPULATION SERVED BY SOURCE WATER SYSTEM - - - - - |                 |              |              |        |                        | 2665          |                                 |              |
| COVINGTON WW   | 1090021         | HILL         |              | NATL   |                        | 550           | 3.0                             |              |
| TOTAL POPULATION SERVED BY SOURCE WATER SYSTEM - - - - - |                 |              |              |        |                        | 550           |                                 |              |
| CRAFT-TURNEY WSC   | 0370017         | CHEROKEE     |              | NATL   |                        | 3378          | 0.8                             |              |
| TOTAL POPULATION SERVED BY SOURCE WATER SYSTEM - - - - - |                 |              |              |        |                        | 3378          |                                 |              |
| CRAWFORD   | 1550011         | MCLENNAN     |              | NATL   |                        | 900           | 0.7                             |              |
| TOTAL POPULATION SERVED BY SOURCE WATER SYSTEM - - - - - |                 |              |              |        |                        | 900           |                                 |              |
| CREEDMOOR-MAHA WSC                                       | 2270008         | TRAVIS       |              | NATL   |                        | 3800          | 0.9                             |              |
| TOTAL POPULATION SERVED BY SOURCE WATER SYSTEM - - - - - |                 |              |              |        |                        | 3800          |                                 |              |

POPULATION SERVED FLUORIDATED DRINKING WATER BY SOURCE SYSTEM,  
CONSECUTIVE SYSTEM, AND COUNTY WITHIN STATE (AS OF 12/31/85)

**TEXAS**

| WATER SYSTEM and<br>CONSECUTIVE SYSTEMS SERVED | EPA<br>ID<br>NO | COUNTY   | CHEM<br>USED | STATUS | FLUOR<br>START<br>DATE | POP<br>SERVED | NATURAL SYSTEMS<br>NAT<br>LEVEL | OPT<br>LEVEL |
|--|-----------------|----------|--------------|--------|------------------------|---------------|---------------------------------|--------------|
| CRESTWOOD WC                                   | 1580016         | MARION   |              | NATL   |                        | 540           | 0.8                             |              |
| TOTAL POPULATION SERVED BY SOURCE WATER SYSTEM |                 |          |              |        |                        | 540           |                                 |              |
| CRIMS CHAPEL WSC                               | 2010010         | RUSK     |              | NATL   |                        | 636           | 8.8                             |              |
| TOTAL POPULATION SERVED BY SOURCE WATER SYSTEM |                 |          |              |        |                        | 636           |                                 |              |
| CROCKETT CO WCID 1-OZONA                       | 0530012         | CROCKETT |              | NATL   |                        | 3500          | 1.4                             |              |
| TOTAL POPULATION SERVED BY SOURCE WATER SYSTEM |                 |          |              |        |                        | 3500          |                                 |              |
| CROSBY MJD                                     | 1010118         | HARRIS   |              | NATL   |                        | 3828          | 0.7                             |              |
| TOTAL POPULATION SERVED BY SOURCE WATER SYSTEM |                 |          |              |        |                        | 3828          |                                 |              |
| CROSBYTON                                      | 0540001         | CROSBY   |              | NATL   |                        | 2252          | 1.6                             |              |
| TOTAL POPULATION SERVED BY SOURCE WATER SYSTEM |                 |          |              |        |                        | 2252          |                                 |              |
| CROSS COUNTRY WSC                              | 1550059         | MCLENNAN |              | NATL   |                        | 1500          | 0.8                             |              |
| TOTAL POPULATION SERVED BY SOURCE WATER SYSTEM |                 |          |              |        |                        | 1500          |                                 |              |
| CROWELL  | 0780001         | FOARD    |              | NATL   |                        | 1750          | 0.8                             |              |
| TOTAL POPULATION SERVED BY SOURCE WATER SYSTEM |                 |          |              |        |                        | 1750          |                                 |              |
| CRYSTAL CITY                                   | 2540001         | ZAVALA   | NaF          | ADJ    | 03/82                  | 9000          |                                 | 0.7          |
| TOTAL POPULATION SERVED BY SOURCE WATER SYSTEM |                 |          |              |        |                        | 9000          |                                 |              |
| CRYSTAL SYSTEMS INC                            | 2120015         | SMITH    |              | NATL   |                        | 3963          | 1.0                             |              |
| TOTAL POPULATION SERVED BY SOURCE WATER SYSTEM |                 |          |              |        |                        | 3963          |                                 |              |
| CUERO  | 0620001         | DE WITT  |              | NATL   |                        | 7600          | 0.9                             |              |
| TOTAL POPULATION SERVED BY SOURCE WATER SYSTEM |                 |          |              |        |                        | 7600          |                                 |              |
| CYPRESS-KLEIN UD                               | 1010431         | HARRIS   |              | NATL   |                        | 4425          | 1.0                             |              |
| TOTAL POPULATION SERVED BY SOURCE WATER SYSTEM |                 |          |              |        |                        | 4425          |                                 |              |
| CYPRESSWOOD UD                                 | 1010432         | HARRIS   |              | NATL   |                        | 4425          | 0.7                             |              |
| TOTAL POPULATION SERVED BY SOURCE WATER SYSTEM |                 |          |              |        |                        | 4425          |                                 |              |

POPULATION SERVED FLUORIDATED DRINKING WATER BY SOURCE SYSTEM,  
CONSECUTIVE SYSTEM, AND COUNTY WITHIN STATE (AS OF 12/31/85)

# TEXAS

| WATER SYSTEM and<br>CONSECUTIVE SYSTEMS SERVED           | EPA<br>ID<br>NO | COUNTY     | CHEM<br>USED | STATUS | FLUOR<br>START<br>DATE | POP<br>SERVED | NATURAL SYSTEMS<br>NAT<br>LEVEL | OPT<br>LEVEL |
|--|-----------------|------------|--------------|--------|------------------------|---------------|---------------------------------|--------------|
| DALHART  | 0560001         | DALLAM     |              | NATL   |                        | 6800          | 1.5                             |              |
| TOTAL POPULATION SERVED BY SOURCE WATER SYSTEM - - - - - |                 |            |              |        |                        | 6800          |                                 |              |
| DALLAS   | 0570004         | DALLAS     | NaSiF6       | ADJ    | 01/66                  | 918350        |                                 | 0.8          |
| ADDISON  | 0570031         | DALLAS     |              | CONS   |                        | 8700          |                                 |              |
| CARROLLTON   | 0570034         | DALLAS     |              | CONS   |                        | 55000         |                                 |              |
| CEDAR HILL   | 0570036         | DALLAS     |              | CONS   |                        | 11000         |                                 |              |
| COCKRELL HILL  | 0570038         | DALLAS     |              | CONS   |                        | 3515          |                                 |              |
| COPPELL  | 0570030         | DALLAS     |              | CONS   |                        | 8300          |                                 |              |
| DESOTO   | 0570006         | DALLAS     |              | CONS   |                        | 22350         |                                 |              |
| DUNCANVILLE  | 0570007         | DALLAS     |              | CONS   |                        | 33500         |                                 |              |
| FARMERS BRANCH   | 0570047         | DALLAS     |              | CONS   |                        | 27492         |                                 |              |
| FLOWER MOUND   | 0610023         | DENTON     |              | CONS   |                        | 10000         |                                 |              |
| GRAND PRAIRIE  | 0570048         | DALLAS     |              | CONS   |                        | 91550         |                                 |              |
| HUTCHINS   | 0570012         | DALLAS     |              | CONS   |                        | 2500          |                                 |              |
| IRVING   | 0570050         | DALLAS     |              | CONS   |                        | 141550        |                                 |              |
| LANCASTER  | 0570013         | DALLAS     |              | CONS   |                        | 19336         |                                 |              |
| SEAGOVILLE   | 0570016         | DALLAS     |              | CONS   |                        | 7900          |                                 |              |
| TOTAL POPULATION SERVED BY SOURCE WATER SYSTEM - - - - - |                 |            |              |        |                        | 1361043       |                                 |              |
| DALLAS CO WCID 6   | 0570032         | DALLAS     |              | NATL   |                        | 16000         | 0.8                             |              |
| TOTAL POPULATION SERVED BY SOURCE WATER SYSTEM - - - - - |                 |            |              |        |                        | 16000         |                                 |              |
| DALLAS NAS   | 0570150         | DALLAS     |              | NATL   |                        | 850           | 1.6                             |              |
| TOTAL POPULATION SERVED BY SOURCE WATER SYSTEM - - - - - |                 |            |              |        |                        | 850           |                                 |              |
| DALLWORTHINGTON GARDENS                                  | 2200047         | TARRANT    |              | NATL   |                        | 1350          | 1.3                             |              |
| TOTAL POPULATION SERVED BY SOURCE WATER SYSTEM - - - - - |                 |            |              |        |                        | 1350          |                                 |              |
| DEAF SMITH FWS 1   | 0590002         | DEAF SMITH |              | NATL   |                        | 600           | 1.0                             |              |
| TOTAL POPULATION SERVED BY SOURCE WATER SYSTEM - - - - - |                 |            |              |        |                        | 600           |                                 |              |
| DEAN DALE WSC  | 0390019         | CLAY       |              | NATL   |                        | 2950          | 0.7                             |              |
| TOTAL POPULATION SERVED BY SOURCE WATER SYSTEM - - - - - |                 |            |              |        |                        | 2950          |                                 |              |
| DELL CITY  | 1150001         | HUDSPETH   |              | NATL   |                        | 800           | 0.8                             |              |
| TOTAL POPULATION SERVED BY SOURCE WATER SYSTEM - - - - - |                 |            |              |        |                        | 800           |                                 |              |
| DENTON   | 0610002         | DENTON     | NaSiF6       | ADJ    | 04/64                  | 48063         |                                 | 0.8          |



POPULATION SERVED FLUORIDATED DRINKING WATER BY SOURCE SYSTEM,  
CONSECUTIVE SYSTEM, AND COUNTY WITHIN STATE (AS OF 12/31/85)

# TEXAS

| WATER SYSTEM and<br>CONSECUTIVE SYSTEMS SERVED           | EPA<br>ID<br>NO | COUNTY        | CHEM<br>USED | STATUS | FLUOR<br>START<br>DATE | POP<br>SERVED | NATURAL<br>NAT<br>LEVEL | SYSTEMS<br>OPT<br>LEVEL |
|--|-----------------|---------------|--------------|--------|------------------------|---------------|-------------------------|-------------------------|
| CORINTH  | 0610065         | DENTON        |              | CONS   |                        | 3500          |                         |                         |
| TOTAL POPULATION SERVED BY SOURCE WATER SYSTEM - - - - - |                 |               |              |        |                        | 51563         |                         |                         |
| DENTON WEST MHP  | 0610053         | DENTON        |              | NATL   |                        | 925           | 0.9                     |                         |
| TOTAL POPULATION SERVED BY SOURCE WATER SYSTEM - - - - - |                 |               |              |        |                        | 925           |                         |                         |
| DENVER CITY  | 2510001         | YOAKUM        |              | NATL   |                        | 5500          | 2.5                     |                         |
| TOTAL POPULATION SERVED BY SOURCE WATER SYSTEM - - - - - |                 |               |              |        |                        | 5500          |                         |                         |
| DESERT WSC   | 0430032         | COLLIN        |              | NATL   |                        | 800           | 1.3                     |                         |
| TOTAL POPULATION SERVED BY SOURCE WATER SYSTEM - - - - - |                 |               |              |        |                        | 800           |                         |                         |
| DETROIT  | 1940003         | RED RIVER     |              | NATL   |                        | 870           | 3.6                     |                         |
| TOTAL POPULATION SERVED BY SOURCE WATER SYSTEM - - - - - |                 |               |              |        |                        | 870           |                         |                         |
| DIBOLL   | 0030001         | ANGELINA      | Acid         | ADJ    | 06/85                  | 5230          |                         | 0.8                     |
| TOTAL POPULATION SERVED BY SOURCE WATER SYSTEM - - - - - |                 |               |              |        |                        | 5230          |                         |                         |
| DICKENS  | 0630001         | DICKENS       |              | NATL   |                        | 409           | 1.0                     |                         |
| TOTAL POPULATION SERVED BY SOURCE WATER SYSTEM - - - - - |                 |               |              |        |                        | 409           |                         |                         |
| DIMITT MWS   | 0350001         | CASTRO        |              | NATL   |                        | 4800          | 1.6                     |                         |
| TOTAL POPULATION SERVED BY SOURCE WATER SYSTEM - - - - - |                 |               |              |        |                        | 4800          |                         |                         |
| DODD CITY  | 0740002         | FANNIN        |              | NATL   |                        | 350           | 1.4                     |                         |
| TOTAL POPULATION SERVED BY SOURCE WATER SYSTEM - - - - - |                 |               |              |        |                        | 350           |                         |                         |
| DODSON WW  | 0440002         | COLLINGSWORTH |              | NATL   |                        | 185           | 0.7                     |                         |
| TOTAL POPULATION SERVED BY SOURCE WATER SYSTEM - - - - - |                 |               |              |        |                        | 185           |                         |                         |
| DOG RIDGE WSC  | 0140044         | BELL          |              | NATL   |                        | 2250          | 6.0                     |                         |
| TOTAL POPULATION SERVED BY SOURCE WATER SYSTEM - - - - - |                 |               |              |        |                        | 2250          |                         |                         |
| DONNA  | 1080002         | HIDALGO       |              | NATL   |                        | 9952          | 0.7                     |                         |
| TOTAL POPULATION SERVED BY SOURCE WATER SYSTEM - - - - - |                 |               |              |        |                        | 9952          |                         |                         |

POPULATION SERVED FLUORIDATED DRINKING WATER BY SOURCE SYSTEM,  
CONSECUTIVE SYSTEM, AND COUNTY WITHIN STATE (AS OF 12/31/85)

TEXAS

| WATER SYSTEM and<br>CONSECUTIVE SYSTEMS SERVED           | EPA<br>ID<br>NO | COUNTY   | CHEM<br>USED | STATUS | FLUOR<br>START<br>DATE | POP<br>SERVED | NATURAL SYSTEMS<br>NAT OPT<br>LEVEL LEVEL |
|--|-----------------|----------|--------------|--------|------------------------|---------------|---|
| DOUGLASSVILLE  | 0340015         | CASS     |              | NATL   |                        | 240           | 1.0                                       |
| TOTAL POPULATION SERVED BY SOURCE WATER SYSTEM - - - - - |                 |          |              |        |                        | 240           |   |
| DOVE MEADOWS MUD   | 1010387         | HARRIS   |              | NATL   |                        | 479           | 0.7                                       |
| TOTAL POPULATION SERVED BY SOURCE WATER SYSTEM - - - - - |                 |          |              |        |                        | 479           |   |
| DOWDELL PUD  | 1010592         | HARRIS   |              | NATL   |                        | 1140          | 1.4                                       |
| TOTAL POPULATION SERVED BY SOURCE WATER SYSTEM - - - - - |                 |          |              |        |                        | 1140          |   |
| DRIPPING SPRINGS WSC                                     | 1050013         | HAYS     |              | NATL   |                        | 1800          | 2.5                                       |
| TOTAL POPULATION SERVED BY SOURCE WATER SYSTEM - - - - - |                 |          |              |        |                        | 1800          |   |
| DRISCOLL   | 1780012         | NUJECES  |              | NATL   |                        | 710           | 1.0                                       |
| TOTAL POPULATION SERVED BY SOURCE WATER SYSTEM - - - - - |                 |          |              |        |                        | 710           |   |
| DUCK CREEK WSC   | 2120011         | SMITH    |              | NATL   |                        | 1155          | 1.0                                       |
| TOTAL POPULATION SERVED BY SOURCE WATER SYSTEM - - - - - |                 |          |              |        |                        | 1155          |   |
| DUMAS MUD  | 1710001         | MOORE    |              | NATL   |                        | 12750         | 1.3                                       |
| TOTAL POPULATION SERVED BY SOURCE WATER SYSTEM - - - - - |                 |          |              |        |                        | 12750         |   |
| DUVAL CO CONS & RECLAIM DIST                             | 0660001         | DUVAL    |              | NATL   |                        | 1900          | 1.9                                       |
| TOTAL POPULATION SERVED BY SOURCE WATER SYSTEM - - - - - |                 |          |              |        |                        | 1900          |   |
| DYESS AIR FORCE BASE                                     | 2210013         | TAYLOR   | Acid         | ADJ    | /60                    | 6400          | 0.8                                       |
| TOTAL POPULATION SERVED BY SOURCE WATER SYSTEM - - - - - |                 |          |              |        |                        | 6400          |   |
| EAGLE PASS   | 1620001         | MAVERICK |              | NATL   |                        | 23660         | 0.7                                       |
| TOTAL POPULATION SERVED BY SOURCE WATER SYSTEM - - - - - |                 |          |              |        |                        | 23660         |   |
| EARTH  | 1400002         | LAMB     |              | NATL   |                        | 1497          | 1.8                                       |
| TOTAL POPULATION SERVED BY SOURCE WATER SYSTEM - - - - - |                 |          |              |        |                        | 1497          |   |
| EAST BELL WSC  | 0140118         | BELL     |              | NATL   |                        | 2500          | 2.6                                       |
| TOTAL POPULATION SERVED BY SOURCE WATER SYSTEM - - - - - |                 |          |              |        |                        | 2500          |   |

POPULATION SERVED FLUORIDATED DRINKING WATER BY SOURCE SYSTEM,  
CONSECUTIVE SYSTEM, AND COUNTY WITHIN STATE (AS OF 12/31/85)

TEXAS

| WATER SYSTEM and<br>CONSECUTIVE SYSTEMS SERVED | EPA<br>ID<br>NO | COUNTY   | CHEM<br>USED | STATUS | FLUOR<br>START<br>DATE | POP<br>SERVED | NATURAL SYSTEMS<br>NAT OPT<br>LEVEL LEVEL |
|--|-----------------|----------|--------------|--------|------------------------|---------------|---|
| EAST CRAWFORD WSC                              | 1550023         | MCLENNAN |              | NATL   |                        | 675           | 1.5                                       |
| TOTAL POPULATION SERVED BY SOURCE WATER SYSTEM |                 |          |              |        |                        | 675           |   |
| EAST LAMAR WSC                                 | 2100006         | SHELBY   |              | NATL   |                        | 720           | 1.1                                       |
| TOTAL POPULATION SERVED BY SOURCE WATER SYSTEM |                 |          |              |        |                        | 720           |   |
| ECTOR  | 0740007         | FANNIN   |              | NATL   |                        | 750           | 1.2                                       |
| TOTAL POPULATION SERVED BY SOURCE WATER SYSTEM |                 |          |              |        |                        | 750           |   |
| EDCOUCH  | 1080003         | HIDALGO  |              | NATL   |                        | 3200          | 0.8                                       |
| TOTAL POPULATION SERVED BY SOURCE WATER SYSTEM |                 |          |              |        |                        | 3200          |   |
| EDMONDSON                                      | 0950015         | HALE     |              | NATL   |                        | 99            | 1.9                                       |
| TOTAL POPULATION SERVED BY SOURCE WATER SYSTEM |                 |          |              |        |                        | 99            |   |
| EDNA   | 1200001         | JACKSON  |              | NATL   |                        | 6000          | 0.7                                       |
| TOTAL POPULATION SERVED BY SOURCE WATER SYSTEM |                 |          |              |        |                        | 6000          |   |
| EL INDIO WSC                                   | 1620004         | MAVERICK |              | NATL   |                        | 1830          | 0.7                                       |
| TOTAL POPULATION SERVED BY SOURCE WATER SYSTEM |                 |          |              |        |                        | 1830          |   |
| EL JARDIN WSC                                  | 0310022         | HARRIS   |              | NATL   |                        | 4900          | 1.4                                       |
| TOTAL POPULATION SERVED BY SOURCE WATER SYSTEM |                 |          |              |        |                        | 4900          |   |
| EL OSO WSC                                     | 1280007         | KARNES   |              | NATL   |                        | 3100          | 1.0                                       |
| TOTAL POPULATION SERVED BY SOURCE WATER SYSTEM |                 |          |              |        |                        | 3100          |   |
| EL PASO CO WATER AUTH                          | 0710005         | EL PASO  |              | NATL   |                        | 3000          | 1.0                                       |
| TOTAL POPULATION SERVED BY SOURCE WATER SYSTEM |                 |          |              |        |                        | 3000          |   |
| EL PASO WATER UTIL-PSB                         | 0710002         | EL PASO  |              | NATL   |                        | 475000        | 1.0                                       |
| TOTAL POPULATION SERVED BY SOURCE WATER SYSTEM |                 |          |              |        |                        | 475000        |   |
| EL PASO WCID-WESTWAY                           | 0710004         | EL PASO  |              | NATL   |                        | 1800          | 1.8                                       |
| TOTAL POPULATION SERVED BY SOURCE WATER SYSTEM |                 |          |              |        |                        | 1800          |   |

POPULATION SERVED FLUORIDATED DRINKING WATER BY SOURCE SYSTEM,  
CONSECUTIVE SYSTEM, AND COUNTY WITHIN STATE (AS OF 12/31/85)

TEXAS

| WATER SYSTEM and<br>CONSECUTIVE SYSTEMS SERVED | EPA<br>ID<br>NO | COUNTY     | CHEM<br>USED | STATUS | FLUOR<br>START<br>DATE | POP<br>SERVED | NATURAL SYSTEMS<br>NAT<br>LEVEL | OPT<br>LEVEL |
|--|-----------------|------------|--------------|--------|------------------------|---------------|---------------------------------|--------------|
| EL RANCHO CIMA                                 | 1050045         | HAYS       |              | NATL   |                        | 4000          | 0.7                             |              |
| TOTAL POPULATION SERVED BY SOURCE WATER SYSTEM |                 |            |              |        |                        | 4000          |                                 |              |
| ELDORADO                                       | 2070001         | SCHLEICHER |              | NATL   |                        | 2500          | 1.9                             |              |
| TOTAL POPULATION SERVED BY SOURCE WATER SYSTEM |                 |            |              |        |                        | 2500          |                                 |              |
| ELGIN  | 0110001         | BASTROP    |              | NATL   |                        | 4325          | 0.7                             |              |
| TOTAL POPULATION SERVED BY SOURCE WATER SYSTEM |                 |            |              |        |                        | 4325          |                                 |              |
| ELK-OAK LAKE WSC                               | 1550025         | MCLENNAN   |              | NATL   |                        | 1360          | 1.8                             |              |
| TOTAL POPULATION SERVED BY SOURCE WATER SYSTEM |                 |            |              |        |                        | 1360          |                                 |              |
| ELM CREEK WSC                                  | 1550026         | MCLENNAN   |              | NATL   |                        | 1600          | 2.1                             |              |
| TOTAL POPULATION SERVED BY SOURCE WATER SYSTEM |                 |            |              |        |                        | 1600          |                                 |              |
| ELMENDORF                                      | 0150048         | BEXAR      |              | NATL   |                        | 800           | 0.7                             |              |
| TOTAL POPULATION SERVED BY SOURCE WATER SYSTEM |                 |            |              |        |                        | 800           |                                 |              |
| ELMONT-FARMINGTON WSC                          | 0910055         | GRAYSON    |              | NATL   |                        | 475           | 1.5                             |              |
| TOTAL POPULATION SERVED BY SOURCE WATER SYSTEM |                 |            |              |        |                        | 475           |                                 |              |
| ELSA   | 1080005         | HIDALGO    |              | NATL   |                        | 5200          | 0.7                             |              |
| TOTAL POPULATION SERVED BY SOURCE WATER SYSTEM |                 |            |              |        |                        | 5200          |                                 |              |
| ENNIS  | 0700001         | ELLIS      | NaF          | ADJ    | 06/67                  | 12889         |                                 | 0.8          |
| EAST GARRETT WSC                               | 0700024         | ELLIS      |              | CONS   |                        | 750           |                                 |              |
| TOTAL POPULATION SERVED BY SOURCE WATER SYSTEM |                 |            |              |        |                        | 13639         |                                 |              |
| EVANT WSC                                      | 0500015         | CORYELL    |              | NATL   |                        | 475           | 1.5                             |              |
| TOTAL POPULATION SERVED BY SOURCE WATER SYSTEM |                 |            |              |        |                        | 475           |                                 |              |
| F.C.I.- FT WORTH                               | 2200232         | TARRANT    |              | NATL   |                        | 800           | 0.7                             |              |
| TOTAL POPULATION SERVED BY SOURCE WATER SYSTEM |                 |            |              |        |                        | 800           |                                 |              |
| FAIRFIELD                                      | 0810001         | FREESTONE  | Acid         | ADJ    | 09/84                  | 3505          |                                 | 0.8          |
| TOTAL POPULATION SERVED BY SOURCE WATER SYSTEM |                 |            |              |        |                        | 3505          |                                 |              |

POPULATION SERVED FLUORIDATED DRINKING WATER BY SOURCE SYSTEM,  
CONSECUTIVE SYSTEM, AND COUNTY WITHIN STATE (AS OF 12/31/85)

# TEXAS

| WATER SYSTEM and<br>CONSECUTIVE SYSTEMS SERVED           | EPA<br>ID<br>NO | COUNTY     | CHEM<br>USED | STATUS | FLUOR<br>START<br>DATE | POP<br>SERVED | NATURAL<br>NAT<br>LEVEL | SYSTEMS<br>OPT<br>LEVEL |
|--|-----------------|------------|--------------|--------|------------------------|---------------|-------------------------|-------------------------|
| FALCON RURAL WSC   | 2140003         | STARR      |              | NATL   |                        | 2800          | 0.7                     |                         |
| TOTAL POPULATION SERVED BY SOURCE WATER SYSTEM - - - - - |                 |            |              |        |                        | 2800          |                         |                         |
| FALLS CITY   | 1280004         | KARNES     |              | NATL   |                        | 580           | 0.9                     |                         |
| TOTAL POPULATION SERVED BY SOURCE WATER SYSTEM - - - - - |                 |            |              |        |                        | 580           |                         |                         |
| FARWELL MWS  | 1850002         | PARMER     |              | NATL   |                        | 1400          | 2.4                     |                         |
| TOTAL POPULATION SERVED BY SOURCE WATER SYSTEM - - - - - |                 |            |              |        |                        | 1400          |                         |                         |
| FERRIS   | 0700002         | ELLIS      |              | NATL   |                        | 2500          | 3.8                     |                         |
| TOTAL POPULATION SERVED BY SOURCE WATER SYSTEM - - - - - |                 |            |              |        |                        | 2500          |                         |                         |
| FILES VALLEY WSC   | 1090035         | HILL       |              | NATL   |                        | 1600          | 1.1                     |                         |
| TOTAL POPULATION SERVED BY SOURCE WATER SYSTEM - - - - - |                 |            |              |        |                        | 1600          |                         |                         |
| FIVE WAY WSC   | 2100008         | SHELBY     |              | NATL   |                        | 1149          | 2.2                     |                         |
| TOTAL POPULATION SERVED BY SOURCE WATER SYSTEM - - - - - |                 |            |              |        |                        | 1149          |                         |                         |
| FLO WSC  | 1450015         | LEON       | NaF          | ADJ    | 02/85                  | 1375          |                         | 0.8                     |
| TOTAL POPULATION SERVED BY SOURCE WATER SYSTEM - - - - - |                 |            |              |        |                        | 1375          |                         |                         |
| FLORENCE   | 2460005         | WILLIAMSON |              | NATL   |                        | 1350          | 1.1                     |                         |
| TOTAL POPULATION SERVED BY SOURCE WATER SYSTEM - - - - - |                 |            |              |        |                        | 1350          |                         |                         |
| FLORESVILLE  | 2470001         | WILSON     | NaF          | ADJ    | 05/82                  | 4684          |                         | 0.8                     |
| TOTAL POPULATION SERVED BY SOURCE WATER SYSTEM - - - - - |                 |            |              |        |                        | 4684          |                         |                         |
| FLOYDADA   | 0770001         | FLOYD      |              | NATL   |                        | 4600          | 2.2                     |                         |
| TOTAL POPULATION SERVED BY SOURCE WATER SYSTEM - - - - - |                 |            |              |        |                        | 4600          |                         |                         |
| FOLLETT MWS  | 1480003         | LIPSCOMB   |              | NATL   |                        | 470           | 1.0                     |                         |
| TOTAL POPULATION SERVED BY SOURCE WATER SYSTEM - - - - - |                 |            |              |        |                        | 470           |                         |                         |
| FORSAN   | 1140011         | HOWARD     |              | NATL   |                        | 679           | 1.0                     |                         |
| TOTAL POPULATION SERVED BY SOURCE WATER SYSTEM - - - - - |                 |            |              |        |                        | 679           |                         |                         |

POPULATION SERVED FLUORIDATED DRINKING WATER BY SOURCE SYSTEM,  
 CONSECUTIVE SYSTEM, AND COUNTY WITHIN STATE (AS OF 12/31/85)

TEXAS

| WATER SYSTEM and<br>CONSECUTIVE SYSTEMS SERVED           | EPA<br>ID<br>NO | COUNTY     | CHEM<br>USED | STATUS | FLUOR<br>START<br>DATE | POP<br>SERVED | NATURAL SYSTEMS<br>NAT OPT<br>LEVEL LEVEL |
|--|-----------------|------------|--------------|--------|------------------------|---------------|---|
| FORT DAVIS WSC   | 1220001         | JEFF DAVIS |              | NATL   |                        | 1000          | 2.5                                       |
| TOTAL POPULATION SERVED BY SOURCE WATER SYSTEM - - - - - |                 |            |              |        |                        | 1000          |   |
| FORT WORTH   | 2200012         | TARRANT    | Acid         | ADJ    | 12/65                  | 446500        | 0.8                                       |
| BENBROOK   | 2200029         | TARRANT    |              | CONS   |                        | 14600         |   |
| BURLESON   | 1260002         | TARRANT    |              | CONS   |                        | 11950         |   |
| CROWLEY  | 0200034         | TARRANT    |              | CONS   |                        | 6250          |   |
| EDGECLIFF VILLAGE  | 0200048         | TARRANT    |              | CONS   |                        | 3000          |   |
| EVERMAN  | 2200010         | TARRANT    |              | CONS   |                        | 6000          |   |
| FOREST HILL  | 2200011         | TARRANT    |              | CONS   |                        | 11950         |   |
| HALTOM CITY (PART)                                       | 2200014         | TARRANT    |              | CONS   |                        | 30500         |   |
| HURST  | 2200054         | TARRANT    |              | CONS   |                        | 37650         |   |
| KELLER   | 2200996         | TARRANT    |              | CONS   |                        | 8200          |   |
| LAKE WORTH   | 2200060         | TARRANT    |              | CONS   |                        | 4550          |   |
| NORTH RICHLAND HILLS                                     | 2200063         | TARRANT    |              | CONS   |                        | 56100         |   |
| RICHLAND HILLS   | 2200022         | TARRANT    |              | CONS   |                        | 9100          |   |
| RIVER OAKS   | 2200069         | TARRANT    |              | CONS   |                        | 7150          |   |
| SANGINAW   | 2200023         | TARRANT    |              | CONS   |                        | 6500          |   |
| WESTOVER HILLS   | 2200078         | TARRANT    |              | CONS   |                        | 780           |   |
| WHITE SETTLEMENT   | 2200081         | TARRANT    |              | CONS   |                        | 13850         |   |
| TOTAL POPULATION SERVED BY SOURCE WATER SYSTEM - - - - - |                 |            |              |        |                        | 674630        |   |
| FRANKSTON  | 0010002         | ANDERSON   | NaF          | ADJ    | 09/84                  | 1788          | 0.8                                       |
| TOTAL POPULATION SERVED BY SOURCE WATER SYSTEM - - - - - |                 |            |              |        |                        | 1788          |   |
| FREDERICKSBURG   | 0860001         | GILLESPIE  | Acid         | ADJ    | 08/83                  | 10950         | 0.8                                       |
| TOTAL POPULATION SERVED BY SOURCE WATER SYSTEM - - - - - |                 |            |              |        |                        | 10950         |   |
| FREER WCID   | 0660002         | DUVAL      |              | NATL   |                        | 3270          | 1.2                                       |
| TOTAL POPULATION SERVED BY SOURCE WATER SYSTEM - - - - - |                 |            |              |        |                        | 3270          |   |
| FRIENDSWOOD  | 0840002         | GALVESTON  |              | NATL   |                        | 23000         | 0.7                                       |
| TOTAL POPULATION SERVED BY SOURCE WATER SYSTEM - - - - - |                 |            |              |        |                        | 23000         |   |
| FRIONA MWS   | 1850003         | PARMER     |              | NATL   |                        | 3809          | 2.2                                       |
| TOTAL POPULATION SERVED BY SOURCE WATER SYSTEM - - - - - |                 |            |              |        |                        | 3809          |   |
| FROGNOT WSC  | 0430035         | COLLIN     |              | NATL   |                        | 800           | 1.0                                       |
| TOTAL POPULATION SERVED BY SOURCE WATER SYSTEM - - - - - |                 |            |              |        |                        | 800           |   |

POPULATION SERVED FLUORIDATED DRINKING WATER BY SOURCE SYSTEM,  
CONSECUTIVE SYSTEM, AND COUNTY WITHIN STATE (AS OF 12/31/85)

# TEXAS

| WATER SYSTEM and<br>CONSECUTIVE SYSTEMS SERVED           | EPA<br>ID<br>NO | COUNTY    | CHEM<br>USED | STATUS | FLUOR<br>START<br>DATE | POP<br>SERVED | NATURAL SYSTEMS |              |
|--|-----------------|-----------|--------------|--------|------------------------|---------------|-----------------|--------------|
|  |                 |           |              |        |                        |               | NAT<br>LEVEL    | OPT<br>LEVEL |
| FROST  | 1750004         | NAVARRO   |              | NATL   |                        | 700           | 4.7             |              |
| TOTAL POPULATION SERVED BY SOURCE WATER SYSTEM - - - - - |                 |           |              |        |                        | 700           |                 |              |
| FT BLISS BIGGS ARMY AIRFIELD                             | 0710078         | EL PASO   |              | NATL   |                        | 2830          | 0.8             |              |
| TOTAL POPULATION SERVED BY SOURCE WATER SYSTEM - - - - - |                 |           |              |        |                        | 2830          |                 |              |
| FT CLARK SPGS MUD  | 1360003         | KINNEY    |              | NATL   |                        | 1550          | 0.7             |              |
| TOTAL POPULATION SERVED BY SOURCE WATER SYSTEM - - - - - |                 |           |              |        |                        | 1550          |                 |              |
| FT GATES WSC   | 0500017         | CORYELL   |              | NATL   |                        | 1750          | 1.7             |              |
| TOTAL POPULATION SERVED BY SOURCE WATER SYSTEM - - - - - |                 |           |              |        |                        | 1750          |                 |              |
| FT HANCOCK WCID  | 1150005         | HUDSPETH  |              | NATL   |                        | 900           | 2.0             |              |
| TOTAL POPULATION SERVED BY SOURCE WATER SYSTEM - - - - - |                 |           |              |        |                        | 900           |                 |              |
| FT SAM HOUSTON   | 0150116         | BEXAR     | Acid         | ADJ    | /60                    | 18000         |                 | 0.8          |
| TOTAL POPULATION SERVED BY SOURCE WATER SYSTEM - - - - - |                 |           |              |        |                        | 18000         |                 |              |
| FT STOCKTON  | 1860001         | PECOS     |              | NATL   |                        | 8950          | 1.5             |              |
| TOTAL POPULATION SERVED BY SOURCE WATER SYSTEM - - - - - |                 |           |              |        |                        | 8950          |                 |              |
| GALVESTON CO WCID 1                                      | 0840001         | GALVESTON |              | NATL   |                        | 19500         | 0.8             |              |
| TOTAL POPULATION SERVED BY SOURCE WATER SYSTEM - - - - - |                 |           |              |        |                        | 19500         |                 |              |
| GALVESTON CO WCID 12                                     | 0840031         | GALVESTON |              | NATL   |                        | 4000          | 1.2             |              |
| TOTAL POPULATION SERVED BY SOURCE WATER SYSTEM - - - - - |                 |           |              |        |                        | 4000          |                 |              |
| GALVESTON CO WCID 19                                     | 0840028         | GALVESTON |              | NATL   |                        | 657           | 1.1             |              |
| TOTAL POPULATION SERVED BY SOURCE WATER SYSTEM - - - - - |                 |           |              |        |                        | 657           |                 |              |
| GALVESTON COUNTY WA                                      | 0840069         | GALVESTON | NaF          | ADJ    | 06/83                  | 7500          |                 | 0.7          |
| BAYCLIFF MUD   | 0840011         | GALVESTON |              | CONS   |                        | 4000          |                 |              |
| BAYVIEW MUD  | 0840010         | GALVESTON |              | CONS   |                        | 1400          |                 |              |
| LAMARQUE   | 0840006         | GALVESTON |              | CONS   |                        | 15372         |                 |              |
| TEXAS CITY   | 0840008         | GALVESTON |              | CONS   |                        | 41000         |                 |              |
| TOTAL POPULATION SERVED BY SOURCE WATER SYSTEM - - - - - |                 |           |              |        |                        | 69272         |                 |              |

POPULATION SERVED FLUORIDATED DRINKING WATER BY SOURCE SYSTEM,  
CONSECUTIVE SYSTEM, AND COUNTY WITHIN STATE (AS OF 12/31/85)

# TEXAS

| WATER SYSTEM and<br>CONSECUTIVE SYSTEMS SERVED           | EPA<br>ID<br>NO | COUNTY      | CHEM<br>USED | STATUS | FLUOR<br>START<br>DATE | POP<br>SERVED | NATURAL SYSTEMS<br>NAT<br>LEVEL | OPT<br>LEVEL |
|--|-----------------|-------------|--------------|--------|------------------------|---------------|---------------------------------|--------------|
| CANADO   | 1200002         | JACKSON     |              | NATL   |                        | 1740          | 1.5                             |              |
| TOTAL POPULATION SERVED BY SOURCE WATER SYSTEM - - - - - |                 |             |              |        |                        | 1740          |                                 |              |
| GARRISON   | 1740002         | NACOGDOCHES |              | NATL   |                        | 1650          | 1.5                             |              |
| TOTAL POPULATION SERVED BY SOURCE WATER SYSTEM - - - - - |                 |             |              |        |                        | 1650          |                                 |              |
| GBRA-LULING  | 0280018         | CALDWELL    | Acid         | ADJ    | 06/85                  | 5039          |                                 | 0.8          |
| TOTAL POPULATION SERVED BY SOURCE WATER SYSTEM - - - - - |                 |             |              |        |                        | 5039          |                                 |              |
| GBRA-PORT LAVACA   | 0290005         | CALHOUN     | Acid         | ADJ    | 04/83                  | 16070         |                                 | 0.8          |
| TOTAL POPULATION SERVED BY SOURCE WATER SYSTEM - - - - - |                 |             |              |        |                        | 16070         |                                 |              |
| GEORGE WEST  | 1490001         | LIVE OAK    |              | NATL   |                        | 3500          | 1.0                             |              |
| TOTAL POPULATION SERVED BY SOURCE WATER SYSTEM - - - - - |                 |             |              |        |                        | 3500          |                                 |              |
| GHOLSON WSC  | 1550028         | MCLENNAN    |              | NATL   |                        | 1400          | 1.1                             |              |
| TOTAL POPULATION SERVED BY SOURCE WATER SYSTEM - - - - - |                 |             |              |        |                        | 1400          |                                 |              |
| GIDDINGS   | 0144001         | LEE         |              | NATL   |                        | 5500          | 0.7                             |              |
| TOTAL POPULATION SERVED BY SOURCE WATER SYSTEM - - - - - |                 |             |              |        |                        | 5500          |                                 |              |
| GILL WSC   | 1020021         | HARRISON    |              | NATL   |                        | 1800          | 0.8                             |              |
| TOTAL POPULATION SERVED BY SOURCE WATER SYSTEM - - - - - |                 |             |              |        |                        | 1800          |                                 |              |
| GLENN HEIGHTS  | 0570085         | DALLAS      |              | NATL   |                        | 3500          | 1.7                             |              |
| TOTAL POPULATION SERVED BY SOURCE WATER SYSTEM - - - - - |                 |             |              |        |                        | 3500          |                                 |              |
| GOBER WSC  | 0740024         | FANNIN      |              | NATL   |                        | 85            | 1.6                             |              |
| TOTAL POPULATION SERVED BY SOURCE WATER SYSTEM - - - - - |                 |             |              |        |                        | 85            |                                 |              |
| GOLDEN WSC 1   | 2500006         | WOOD        |              | NATL   |                        | 2061          | 1.0                             |              |
| TOTAL POPULATION SERVED BY SOURCE WATER SYSTEM - - - - - |                 |             |              |        |                        | 2061          |                                 |              |
| GOLDSMITH  | 0680012         | ECTOR       |              | NATL   |                        | 409           | 1.6                             |              |
| TOTAL POPULATION SERVED BY SOURCE WATER SYSTEM - - - - - |                 |             |              |        |                        | 409           |                                 |              |



POPULATION SERVED FLUORIDATED DRINKING WATER BY SOURCE SYSTEM,  
CONSECUTIVE SYSTEM, AND COUNTY WITHIN STATE (AS OF 12/31/85)

**TEXAS**

| WATER SYSTEM and<br>CONSECUTIVE SYSTEMS SERVED           | EPA<br>ID<br>NO | COUNTY     | CHEM<br>USED | STATUS | FLUOR<br>START<br>DATE | POP<br>SERVED | NATURAL SYSTEMS<br>NAT<br>LEVEL | OPT<br>LEVEL |
|--|-----------------|------------|--------------|--------|------------------------|---------------|---------------------------------|--------------|
| GOLDTHWAITE  | 1670001         | MILLS      |              | NATL   |                        | 1800          | 0.7                             |              |
| TOTAL POPULATION SERVED BY SOURCE WATER SYSTEM - - - - - |                 |            |              |        |                        | 1800          |                                 |              |
| GOLIAD   | 0880001         | GOLIAD     |              | NATL   |                        | 1990          | 0.7                             |              |
| TOTAL POPULATION SERVED BY SOURCE WATER SYSTEM - - - - - |                 |            |              |        |                        | 1990          |                                 |              |
| GONZALES   | 0890001         | GONZALES   | NaF          | ADJ    | 12/54                  | 7350          |                                 | 0.7          |
| TOTAL POPULATION SERVED BY SOURCE WATER SYSTEM - - - - - |                 |            |              |        |                        | 7350          |                                 |              |
| GOODFELLOW AFB   | 2260027         | TOM GREEN  | Acid         | ADJ    | /60                    | 2300          |                                 | 0.8          |
| TOTAL POPULATION SERVED BY SOURCE WATER SYSTEM - - - - - |                 |            |              |        |                        | 2300          |                                 |              |
| GORFORTH WSC   | 1050019         | HAYS       |              | NATL   |                        | 3500          | 2.8                             |              |
| TOTAL POPULATION SERVED BY SOURCE WATER SYSTEM - - - - - |                 |            |              |        |                        | 3500          |                                 |              |
| GRAND SALINE   | 2340003         | VAN ZANDT  |              | NATL   |                        | 4224          | 1.0                             |              |
| TOTAL POPULATION SERVED BY SOURCE WATER SYSTEM - - - - - |                 |            |              |        |                        | 4224          |                                 |              |
| GRANDFALLS   | 2380003         | WARD       |              | NATL   |                        | 650           | 1.9                             |              |
| TOTAL POPULATION SERVED BY SOURCE WATER SYSTEM - - - - - |                 |            |              |        |                        | 650           |                                 |              |
| GRANGER  | 2460002         | WILLIAMSON |              | NATL   |                        | 1500          | 2.9                             |              |
| TOTAL POPULATION SERVED BY SOURCE WATER SYSTEM - - - - - |                 |            |              |        |                        | 1500          |                                 |              |
| GREENBELT MIWA   | 0650013         | DONLEY     |              | NATL   |                        | 16000         | 0.8                             |              |
| TOTAL POPULATION SERVED BY SOURCE WATER SYSTEM - - - - - |                 |            |              |        |                        | 16000         |                                 |              |
| GROOM MWS  | 0330001         | CARSON     |              | NATL   |                        | 870           | 1.0                             |              |
| TOTAL POPULATION SERVED BY SOURCE WATER SYSTEM - - - - - |                 |            |              |        |                        | 870           |                                 |              |
| GROVES   | 1230012         | JEFFERSON  | Acid         | ADJ    | /79                    | 17421         |                                 | 0.7          |
| TOTAL POPULATION SERVED BY SOURCE WATER SYSTEM - - - - - |                 |            |              |        |                        | 17421         |                                 |              |
| GRUVER MWS   | 0980004         | HANSFORD   |              | NATL   |                        | 1216          | 1.6                             |              |
| TOTAL POPULATION SERVED BY SOURCE WATER SYSTEM - - - - - |                 |            |              |        |                        | 1216          |                                 |              |

POPULATION SERVED FLUORIDATED DRINKING WATER BY SOURCE SYSTEM,  
CONSECUTIVE SYSTEM, AND COUNTY WITHIN STATE (AS OF 12/31/85)

TEXAS

| WATER SYSTEM and<br>CONSECUTIVE SYSTEMS SERVED | EPA<br>ID<br>NO | COUNTY   | CHEM<br>USED | STATUS | FLUOR<br>START<br>DATE | POP<br>SERVED | NATURAL SYSTEMS<br>NAT OPT<br>LEVEL LEVEL |
|--|-----------------|----------|--------------|--------|------------------------|---------------|---|
| GUADALUPE HTS UTIL CO                          | 1330009         | KERR     |              | NATL   |                        | 750           | 0.9                                       |
| TOTAL POPULATION SERVED BY SOURCE WATER SYSTEM |                 |          |              |        |                        | 750           |   |
| GUNTER   | 0910012         | GRAYSON  |              | NATL   |                        | 849           | 0.7                                       |
| TOTAL POPULATION SERVED BY SOURCE WATER SYSTEM |                 |          |              |        |                        | 849           |   |
| GUNTER WSC                                     | 0910081         | GRAYSON  |              | NATL   |                        | 2325          | 1.5                                       |
| TOTAL POPULATION SERVED BY SOURCE WATER SYSTEM |                 |          |              |        |                        | 2325          |   |
| H & H WSC                                      | 1550029         | MCLENNAN |              | NATL   |                        | 900           | 1.5                                       |
| TOTAL POPULATION SERVED BY SOURCE WATER SYSTEM |                 |          |              |        |                        | 900           |   |
| HALE CENTER                                    | 0950002         | HALE     |              | NATL   |                        | 2297          | 2.8                                       |
| TOTAL POPULATION SERVED BY SOURCE WATER SYSTEM |                 |          |              |        |                        | 2297          |   |
| HALTOM CITY (PART)                             | 2200014         | JOHNSON  |              | NATL   |                        | 30500         | 1.5                                       |
| TOTAL POPULATION SERVED BY SOURCE WATER SYSTEM |                 |          |              |        |                        | 30500         |   |
| HAPPY MWS                                      | 2190001         | SWISHER  |              | NATL   |                        | 772           | 3.0                                       |
| TOTAL POPULATION SERVED BY SOURCE WATER SYSTEM |                 |          |              |        |                        | 772           |   |
| HARRIS CO. UD 5                                | 1010348         | HARRIS   | Acid         | ADJ    | 07/80                  | 17765         | 0.7                                       |
| HARRIS CO. MUD 145                             | 1010907         | HARRIS   |              | CONS   |                        | 6126          |   |
| HARRIS CO. MUD 8                               | 1010712         | HARRIS   |              | CONS   |                        | 1596          |   |
| HARRIS CO. UD 1                                | 1010723         | HARRIS   |              | CONS   |                        | 3771          |   |
| HARRIS CO. UD 2                                | 1010724         | HARRIS   |              | CONS   |                        | 4692          |   |
| HARRIS CO. UD 3                                | 1010424         | HARRIS   |              | CONS   |                        | 4596          |   |
| HARRIS CO. UD 4                                | 1010725         | HARRIS   |              | CONS   |                        | 3162          |   |
| HARRIS CO. UD 8                                | 1010726         | HARRIS   |              | CONS   |                        | 5322          |   |
| TOTAL POPULATION SERVED BY SOURCE WATER SYSTEM |                 |          |              |        |                        | 47030         |   |
| HART MWS                                       | 0350002         | CASIRO   |              | NATL   |                        | 970           | 1.8                                       |
| TOTAL POPULATION SERVED BY SOURCE WATER SYSTEM |                 |          |              |        |                        | 970           |   |
| HCO FWSD 1A                                    | 1010082         | HARRIS   |              | NATL   |                        | 2550          | 0.7                                       |
| TOTAL POPULATION SERVED BY SOURCE WATER SYSTEM |                 |          |              |        |                        | 2550          |   |

POPULATION SERVED FLUORIDATED DRINKING WATER BY SOURCE SYSTEM,  
CONSECUTIVE SYSTEM, AND COUNTY WITHIN STATE (AS OF 12/31/85)

# TEXAS

| WATER SYSTEM and<br>CONSECUTIVE SYSTEMS SERVED           | EPA<br>ID<br>NO | COUNTY | CHEM<br>USED | STATUS | FLUOR<br>START<br>DATE | POP<br>SERVED | NATURAL SYSTEMS<br>NAT OPT<br>LEVEL LEVEL |
|--|-----------------|--------|--------------|--------|------------------------|---------------|---|
| HCO FWSO 1B HIGHLANDS                                    | 1010590         | HARRIS |              | NATL   |                        | 606           | 0.7                                       |
| TOTAL POPULATION SERVED BY SOURCE WATER SYSTEM - - - - - |                 |        |              |        |                        | 606           |   |
| HCO FWSO 27  | 1010261         | HARRIS |              | NATL   |                        | 1353          | 0.8                                       |
| TOTAL POPULATION SERVED BY SOURCE WATER SYSTEM - - - - - |                 |        |              |        |                        | 1353          |   |
| HCO FWSO 47 SHADOW GLEN                                  | 1010260         | HARRIS |              | NATL   |                        | 4194          | 1.1                                       |
| TOTAL POPULATION SERVED BY SOURCE WATER SYSTEM - - - - - |                 |        |              |        |                        | 4194          |   |
| HCO FWSO 51  | 1010238         | HARRIS |              | NATL   |                        | 18000         | 0.7                                       |
| TOTAL POPULATION SERVED BY SOURCE WATER SYSTEM - - - - - |                 |        |              |        |                        | 18000         |   |
| HCO MUD 13 WOOD MEADOW                                   | 1010418         | HARRIS |              | NATL   |                        | 6327          | 1.9                                       |
| TOTAL POPULATION SERVED BY SOURCE WATER SYSTEM - - - - - |                 |        |              |        |                        | 6327          |   |
| HCO MUD 24   | 1010572         | HARRIS |              | NATL   |                        | 4428          | 0.9                                       |
| TOTAL POPULATION SERVED BY SOURCE WATER SYSTEM - - - - - |                 |        |              |        |                        | 4428          |   |
| HCO MUD 44   | 1010718         | HARRIS |              | NATL   |                        | 2205          | 1.0                                       |
| TOTAL POPULATION SERVED BY SOURCE WATER SYSTEM - - - - - |                 |        |              |        |                        | 2205          |   |
| HCO MUD 53   | 1010720         | HARRIS |              | NATL   |                        | 7710          | 0.8                                       |
| TOTAL POPULATION SERVED BY SOURCE WATER SYSTEM - - - - - |                 |        |              |        |                        | 7710          |   |
| HCO MUD 55   | 1010678         | HARRIS |              | NATL   |                        | 3850          | 0.7                                       |
| TOTAL POPULATION SERVED BY SOURCE WATER SYSTEM - - - - - |                 |        |              |        |                        | 3850          |   |
| HCO MUD 58   | 1011704         | HARRIS |              | NATL   |                        | 1662          | 0.7                                       |
| TOTAL POPULATION SERVED BY SOURCE WATER SYSTEM - - - - - |                 |        |              |        |                        | 1662          |   |
| HCO MUD 82   | 1010630         | HARRIS |              | NATL   |                        | 4275          | 0.8                                       |
| TOTAL POPULATION SERVED BY SOURCE WATER SYSTEM - - - - - |                 |        |              |        |                        | 4275          |   |
| HCO WCTD #1 HIGHLANDS                                    | 1010159         | HARRIS |              | NATL   |                        | 5700          | 0.7                                       |
| TOTAL POPULATION SERVED BY SOURCE WATER SYSTEM - - - - - |                 |        |              |        |                        | 5700          |   |

POPULATION SERVED FLUORIDATED DRINKING WATER BY SOURCE SYSTEM,  
CONSECUTIVE SYSTEM, AND COUNTY WITHIN STATE (AS OF 12/31/85)

TEXAS

| WATER SYSTEM and<br>CONSECUTIVE SYSTEMS SERVED | EPA<br>ID<br>NO | COUNTY     | CHEM<br>USED | STATUS | FLUOR<br>START<br>DATE | POP<br>SERVED | NATURAL SYSTEMS<br>NAT<br>LEVEL | OPT<br>LEVEL |
|--|-----------------|------------|--------------|--------|------------------------|---------------|---------------------------------|--------------|
| HCO WCID 108                                   | 1010258         | HARRIS     |              | NATL   |                        | 3048          | 0.7                             |              |
| TOTAL POPULATION SERVED BY SOURCE WATER SYSTEM |                 |            |              |        |                        | 3048          |                                 |              |
| HCO WCID 110                                   | 1010482         | HARRIS     |              | NATL   |                        | 4260          | 0.7                             |              |
| TOTAL POPULATION SERVED BY SOURCE WATER SYSTEM |                 |            |              |        |                        | 4260          |                                 |              |
| HCO WCID 132                                   | 1010413         | HARRIS     |              | NATL   |                        | 3102          | 0.8                             |              |
| TOTAL POPULATION SERVED BY SOURCE WATER SYSTEM |                 |            |              |        |                        | 3102          |                                 |              |
| HCO WCID 133                                   | 1010210         | HARRIS     |              | NATL   |                        | 5259          | 0.8                             |              |
| TOTAL POPULATION SERVED BY SOURCE WATER SYSTEM |                 |            |              |        |                        | 5259          |                                 |              |
| HCO WCID 21                                    | 1010769         | HARRIS     |              | NATL   |                        | 10740         | 1.5                             |              |
| TOTAL POPULATION SERVED BY SOURCE WATER SYSTEM |                 |            |              |        |                        | 10740         |                                 |              |
| HCO WCID 36                                    | 1010239         | HARRIS     |              | NATL   |                        | 12630         | 0.9                             |              |
| TOTAL POPULATION SERVED BY SOURCE WATER SYSTEM |                 |            |              |        |                        | 12630         |                                 |              |
| HCO WCID 50                                    | 1010241         | HARRIS     |              | NATL   |                        | 3600          | 1.4                             |              |
| TOTAL POPULATION SERVED BY SOURCE WATER SYSTEM |                 |            |              |        |                        | 3600          |                                 |              |
| HCO WCID 84 CHANNELVIEW BEAR                   | 1010113         | HARRIS     |              | NATL   |                        | 2619          | 0.8                             |              |
| TOTAL POPULATION SERVED BY SOURCE WATER SYSTEM |                 |            |              |        |                        | 2619          |                                 |              |
| HCO WCID 91                                    | 1010063         | HARRIS     |              | NATL   |                        | 2700          | 0.9                             |              |
| TOTAL POPULATION SERVED BY SOURCE WATER SYSTEM |                 |            |              |        |                        | 2700          |                                 |              |
| HEMPHILL                                       | 2020001         | SABINE     | NaF          | ADJ    | 12/84                  | 1908          |                                 | 0.8          |
| TOTAL POPULATION SERVED BY SOURCE WATER SYSTEM |                 |            |              |        |                        | 1908          |                                 |              |
| HEREFORD MWS                                   | 0590001         | DEAF SMITH |              | NATL   |                        | 15853         | 2.8                             |              |
| TOTAL POPULATION SERVED BY SOURCE WATER SYSTEM |                 |            |              |        |                        | 15853         |                                 |              |
| HEWITT WC                                      | 1550031         | MCLENNAN   |              | NATL   |                        | 9900          | 1.2                             |              |
| TOTAL POPULATION SERVED BY SOURCE WATER SYSTEM |                 |            |              |        |                        | 9900          |                                 |              |

POPULATION SERVED FLUORIDATED DRINKING WATER BY SOURCE SYSTEM,  
CONSECUTIVE SYSTEM, AND COUNTY WITHIN STATE (AS OF 12/31/85)

TEXAS

| WATER SYSTEM and<br>CONSECUTIVE SYSTEMS SERVED           | EPA<br>ID<br>NO | COUNTY    | CHEM<br>USED | STATUS | FLUOR<br>START<br>DATE | POP<br>SERVED | NATURAL SYSTEMS<br>NAT<br>LEVEL | OPT<br>LEVEL |
|--|-----------------|-----------|--------------|--------|------------------------|---------------|---------------------------------|--------------|
| HICKORY CREEK WSC  | 1160062         | HUNT      |              | NATL   |                        | 1990          | 3.3                             |              |
| TOTAL POPULATION SERVED BY SOURCE WATER SYSTEM - - - - - |                 |           |              |        |                        | 1990          |                                 |              |
| HIGHLAND VILLAGE   | 0610080         | DENTON    |              | NATL   |                        | 4900          | 0.7                             |              |
| TOTAL POPULATION SERVED BY SOURCE WATER SYSTEM - - - - - |                 |           |              |        |                        | 4900          |                                 |              |
| HILLCREST VILLAGE  | 0200028         | BRAZORIA  |              | NATL   |                        | 630           | 1.1                             |              |
| TOTAL POPULATION SERVED BY SOURCE WATER SYSTEM - - - - - |                 |           |              |        |                        | 630           |                                 |              |
| HILLSBORO  | 1090001         | HILL      |              | NATL   |                        | 8500          | 1.8                             |              |
| TOTAL POPULATION SERVED BY SOURCE WATER SYSTEM - - - - - |                 |           |              |        |                        | 8500          |                                 |              |
| HILLTOP WSC  | 1550032         | MCLENNAN  |              | NATL   |                        | 700           | 1.4                             |              |
| TOTAL POPULATION SERVED BY SOURCE WATER SYSTEM - - - - - |                 |           |              |        |                        | 700           |                                 |              |
| HITCHCOCK  | 0840004         | GALVESTON |              | NATL   |                        | 6800          | 0.7                             |              |
| TOTAL POPULATION SERVED BY SOURCE WATER SYSTEM - - - - - |                 |           |              |        |                        | 6800          |                                 |              |
| HOLLAND  | 0140003         | BELL      |              | NATL   |                        | 953           | 3.2                             |              |
| TOTAL POPULATION SERVED BY SOURCE WATER SYSTEM - - - - - |                 |           |              |        |                        | 953           |                                 |              |
| HONEY GROVE  | 0740003         | FANNIN    |              | NATL   |                        | 2400          | 1.8                             |              |
| TOTAL POPULATION SERVED BY SOURCE WATER SYSTEM - - - - - |                 |           |              |        |                        | 2400          |                                 |              |
| HOUSTON  | 1010013         | HARRIS    | Acid         | ADJ    | 02/821702135           |               |                                 | 0.7          |
| BELLAIRE   | 1010004         | HARRIS    |              | CONS   |                        | 14936         |                                 |              |
| CLEAR LAKE   | 1010056         | GALVESTON |              | CONS   |                        | 755           |                                 |              |
| DEER PARK  | 1010007         | HARRIS    |              | CONS   |                        | 26000         |                                 |              |
| GALVESTON  | 0840003         | GALVESTON |              | CONS   |                        | 61902         |                                 |              |
| PASADENA   | 1010293         | HARRIS    |              | CONS   |                        | 150000        |                                 |              |
| TOTAL POPULATION SERVED BY SOURCE WATER SYSTEM - - - - - |                 |           |              |        |                        | 1955728       |                                 |              |
| HOWE   | 0910013         | GRAYSON   |              | NATL   |                        | 2400          | 0.8                             |              |
| TOTAL POPULATION SERVED BY SOURCE WATER SYSTEM - - - - - |                 |           |              |        |                        | 2400          |                                 |              |
| HUDSPETH CO WCID 1                                       | 1150007         | HUDSPETH  |              | NATL   |                        | 750           | 4.0                             |              |
| TOTAL POPULATION SERVED BY SOURCE WATER SYSTEM - - - - - |                 |           |              |        |                        | 750           |                                 |              |

POPULATION SERVED FLUORIDATED DRINKING WATER BY SOURCE SYSTEM,  
CONSECUTIVE SYSTEM, AND COUNTY WITHIN STATE (AS OF 12/31/85)

TEXAS

| WATER SYSTEM and<br>CONSECUTIVE SYSTEMS SERVED           | EPA<br>ID<br>NO | COUNTY     | CHEM<br>USED | STATUS | FLUOR<br>START<br>DATE | POP<br>SERVED | NATURAL SYSTEMS<br>NAT<br>LEVEL | OPT<br>LEVEL |
|--|-----------------|------------|--------------|--------|------------------------|---------------|---------------------------------|--------------|
| HUNTSVILLE   | 2360001         | WALKER     | Acid         | ADJ    | 10/80                  | 30000         |                                 | 0.7          |
| TOTAL POPULATION SERVED BY SOURCE WATER SYSTEM - - - - - |                 |            |              |        |                        | 30000         |                                 |              |
| HUTTO  | 2460007         | WILLIAMSON |              | NATL   |                        | 750           | 4.1                             |              |
| TOTAL POPULATION SERVED BY SOURCE WATER SYSTEM - - - - - |                 |            |              |        |                        | 750           |                                 |              |
| IDAHO  | 1520001         | LUBBOCK    |              | NATL   |                        | 2360          | 3.4                             |              |
| TOTAL POPULATION SERVED BY SOURCE WATER SYSTEM - - - - - |                 |            |              |        |                        | 2360          |                                 |              |
| IMPALA WOODS WC  | 1870094         | POLK       |              | NATL   |                        | 1035          | 0.7                             |              |
| TOTAL POPULATION SERVED BY SOURCE WATER SYSTEM - - - - - |                 |            |              |        |                        | 1035          |                                 |              |
| IMPERIAL WC  | 1860003         | PECOS      |              | NATL   |                        | 600           | 1.4                             |              |
| TOTAL POPULATION SERVED BY SOURCE WATER SYSTEM - - - - - |                 |            |              |        |                        | 600           |                                 |              |
| INDIAN LAKE  | 0310008         | CAMERON    |              | NATL   |                        | 600           | 0.8                             |              |
| TOTAL POPULATION SERVED BY SOURCE WATER SYSTEM - - - - - |                 |            |              |        |                        | 600           |                                 |              |
| INGRAM WSC   | 1330011         | KERR       |              | NATL   |                        | 3000          | 1.1                             |              |
| TOTAL POPULATION SERVED BY SOURCE WATER SYSTEM - - - - - |                 |            |              |        |                        | 3000          |                                 |              |
| INVERNESS FOREST ID                                      | 1010172         | HARRIS     |              | NATL   |                        | 1491          | 0.7                             |              |
| TOTAL POPULATION SERVED BY SOURCE WATER SYSTEM - - - - - |                 |            |              |        |                        | 1491          |                                 |              |
| IRAAN  | 1860002         | PECOS      |              | NATL   |                        | 1200          | 1.2                             |              |
| TOTAL POPULATION SERVED BY SOURCE WATER SYSTEM - - - - - |                 |            |              |        |                        | 1200          |                                 |              |
| ITALY  | 0700028         | ELLIS      |              | NATL   |                        | 1900          | 2.1                             |              |
| TOTAL POPULATION SERVED BY SOURCE WATER SYSTEM - - - - - |                 |            |              |        |                        | 1900          |                                 |              |
| ITASCA   | 1090003         | HILL       |              | NATL   |                        | 1700          | 0.8                             |              |
| TOTAL POPULATION SERVED BY SOURCE WATER SYSTEM - - - - - |                 |            |              |        |                        | 1700          |                                 |              |
| J & R WATER SUPPLY                                       | 0140067         | BELL       |              | NATL   |                        | 860           | 5.7                             |              |
| TOTAL POPULATION SERVED BY SOURCE WATER SYSTEM - - - - - |                 |            |              |        |                        | 860           |                                 |              |

POPULATION SERVED FLUORIDATED DRINKING WATER BY SOURCE SYSTEM,  
CONSECUTIVE SYSTEM, AND COUNTY WITHIN STATE (AS OF 12/31/85)

TEXAS

| WATER SYSTEM and<br>CONSECUTIVE SYSTEMS SERVED | EPA<br>ID<br>NO | COUNTY     | CHEM<br>USED | STATUS | FLUOR<br>START<br>DATE | POP<br>SERVED  | NATURAL SYSTEMS<br>NAT<br>LEVEL | OPT<br>LEVEL |
|--|-----------------|------------|--------------|--------|------------------------|--|---------------------------------|--------------|
| JACINTOPORT                                    | 1010068         | HARRIS     |              | NATL   |                        | 2500   | 1.5                             |              |
|  |                 |            |              |        |                        | TOTAL POPULATION SERVED BY SOURCE WATER SYSTEM - - - - - | 2500                            |              |
| JACKSON WSC                                    | 2120016         | SMITH      |              | NATL   |                        | 1707   | 0.9                             |              |
|  |                 |            |              |        |                        | TOTAL POPULATION SERVED BY SOURCE WATER SYSTEM - - - - - | 1707                            |              |
| JACOBS WSC                                     | 2010017         | RUSK       |              | NATL   |                        | 1215   | 1.1                             |              |
|  |                 |            |              |        |                        | TOTAL POPULATION SERVED BY SOURCE WATER SYSTEM - - - - - | 1215                            |              |
| JARVIS CHRISTIAN COLLEGE                       | 2500011         | WOOD       |              | NATL   |                        | 600  | 2.0                             |              |
|  |                 |            |              |        |                        | TOTAL POPULATION SERVED BY SOURCE WATER SYSTEM - - - - - | 600                             |              |
| JEFFERSON                                      | 1580001         | MARION     | NaF          | ADJ    | 09/84                  | 3300   |                                 | 0.8          |
|  |                 |            |              |        |                        | TOTAL POPULATION SERVED BY SOURCE WATER SYSTEM - - - - - | 3300                            |              |
| JIM HOGG CO WCID 2                             | 1240001         | JIM HOGG   |              | NATL   |                        | 4200   | 2.5                             |              |
|  |                 |            |              |        |                        | TOTAL POPULATION SERVED BY SOURCE WATER SYSTEM - - - - - | 4200                            |              |
| JONAH WSC                                      | 2460022         | WILLIAMSON |              | NATL   |                        | 4500   | 3.5                             |              |
|  |                 |            |              |        |                        | TOTAL POPULATION SERVED BY SOURCE WATER SYSTEM - - - - - | 4500                            |              |
| JONESTOWN WSC                                  | 0227011         | TRAVIS     | NaF          | ADJ    | 12/85                  | 2220   |                                 | 0.8          |
|  |                 |            |              |        |                        | TOTAL POPULATION SERVED BY SOURCE WATER SYSTEM - - - - - | 2220                            |              |
| KARNES CITY                                    | 1280001         | KARNES     |              | NATL   |                        | 3250   | 2.6                             |              |
|  |                 |            |              |        |                        | TOTAL POPULATION SERVED BY SOURCE WATER SYSTEM - - - - - | 3250                            |              |
| KEENE  | 1260008         | JOHNSON    |              | NATL   |                        | 4300   | 0.7                             |              |
|  |                 |            |              |        |                        | TOTAL POPULATION SERVED BY SOURCE WATER SYSTEM - - - - - | 4300                            |              |
| KELLY AIR FORCE BASE                           | 0150113         | BEXAR      | NaF          | ADJ    | /58                    | 26000  |                                 | 0.8          |
|  |                 |            |              |        |                        | TOTAL POPULATION SERVED BY SOURCE WATER SYSTEM - - - - - | 26000                           |              |
| KELLYVILLE-BERE WSC                            | 1580003         | MARION     |              | NATL   |                        | 720  | 1.3                             |              |
|  |                 |            |              |        |                        | TOTAL POPULATION SERVED BY SOURCE WATER SYSTEM - - - - - | 720                             |              |

POPULATION SERVED FLUORIDATED DRINKING WATER BY SOURCE SYSTEM,  
CONSECUTIVE SYSTEM, AND COUNTY WITHIN STATE (AS OF 12/31/85)

# TEXAS

| WATER SYSTEM and<br>CONSECUTIVE SYSTEMS SERVED           | EPA<br>ID<br>NO | COUNTY  | CHEM<br>USED | STATUS | FLUOR<br>START<br>DATE | POP<br>SERVED | NATURAL SYSTEMS |              |
|--|-----------------|---------|--------------|--------|------------------------|---------------|-----------------|--------------|
|  |                 |         |              |        |                        |               | NAT<br>LEVEL    | OPT<br>LEVEL |
| KENDALL COUNTY WCID 1                                    | 1300002         | KENDALL |              | NATL   |                        | 1660          | 1.6             |              |
| TOTAL POPULATION SERVED BY SOURCE WATER SYSTEM - - - - - |                 |         |              |        |                        | 1660          |                 |              |
| KENEDY   | 1280002         | KARNES  |              | NATL   |                        | 4356          | 1.0             |              |
| TOTAL POPULATION SERVED BY SOURCE WATER SYSTEM - - - - - |                 |         |              |        |                        | 4356          |                 |              |
| KENNARD WSC  | 1130011         | HOUSTON |              | NATL   |                        | 510           | 3.1             |              |
| TOTAL POPULATION SERVED BY SOURCE WATER SYSTEM - - - - - |                 |         |              |        |                        | 510           |                 |              |
| KENNEDALE  | 2200017         | TARRANT |              | NATL   |                        | 3650          | 1.6             |              |
| TOTAL POPULATION SERVED BY SOURCE WATER SYSTEM - - - - - |                 |         |              |        |                        | 3650          |                 |              |
| KENTUCKYTOWN WSC   | 0910060         | GRAYSON |              | NATL   |                        | 1450          | 1.0             |              |
| TOTAL POPULATION SERVED BY SOURCE WATER SYSTEM - - - - - |                 |         |              |        |                        | 1450          |                 |              |
| KERMIT   | 2480001         | WINKLER |              | NATL   |                        | 8017          | 1.1             |              |
| TOTAL POPULATION SERVED BY SOURCE WATER SYSTEM - - - - - |                 |         |              |        |                        | 8017          |                 |              |
| KERRVILLE SOUTH UTIL                                     | 1330041         | KERR    |              | NATL   |                        | 2800          | 1.2             |              |
| TOTAL POPULATION SERVED BY SOURCE WATER SYSTEM - - - - - |                 |         |              |        |                        | 2800          |                 |              |
| KILGORE  | 0920003         | GREGG   | Acid         | ADJ    | 09/84                  | 14559         |                 | 0.8          |
| TOTAL POPULATION SERVED BY SOURCE WATER SYSTEM - - - - - |                 |         |              |        |                        | 14559         |                 |              |
| KING RANCH-SANTA GERT. DIV                               | 1370012         | KLEBERG |              | NATL   |                        | 550           | 0.8             |              |
| TOTAL POPULATION SERVED BY SOURCE WATER SYSTEM - - - - - |                 |         |              |        |                        | 550           |                 |              |
| KIRBYVILLE   | 1210002         | JASPER  | Acid         | ADJ    | 01/85                  | 2634          |                 | 0.8          |
| TOTAL POPULATION SERVED BY SOURCE WATER SYSTEM - - - - - |                 |         |              |        |                        | 2634          |                 |              |
| KIRKMONT MUD   | 1010439         | HARRIS  |              | NATL   |                        | 2292          | 0.8             |              |
| TOTAL POPULATION SERVED BY SOURCE WATER SYSTEM - - - - - |                 |         |              |        |                        | 2292          |                 |              |
| KRESS MWS  | 2190002         | SWISHER |              | NATL   |                        | 783           | 2.0             |              |
| TOTAL POPULATION SERVED BY SOURCE WATER SYSTEM - - - - - |                 |         |              |        |                        | 783           |                 |              |



POPULATION SERVED FLUORIDATED DRINKING WATER BY SOURCE SYSTEM,  
CONSECUTIVE SYSTEM, AND COUNTY WITHIN STATE (AS OF 12/31/85)

**TEXAS**

| WATER SYSTEM and<br>CONSECUTIVE SYSTEMS SERVED | EPA<br>ID<br>NO | COUNTY   | CHEM<br>USED | STATUS | FLUOR<br>START<br>DATE | POP<br>SERVED  | NATURAL SYSTEMS |              |
|--|-----------------|----------|--------------|--------|------------------------|--|-----------------|--------------|
|  |                 |          |              |        |                        |  | NAT<br>LEVEL    | OPT<br>LEVEL |
| KYLE   | 1050002         | HAYS     |              | NATL   |                        | 3100   | 3.3             |              |
|  |                 |          |              |        |                        | TOTAL POPULATION SERVED BY SOURCE WATER SYSTEM - - - - - |                 | 3100         |
| LA PORTE                                       | 1010018         | HARRIS   |              | NATL   |                        | 24150  | 1.5             |              |
|  |                 |          |              |        |                        | TOTAL POPULATION SERVED BY SOURCE WATER SYSTEM - - - - - |                 | 24150        |
| LA VILLA                                       | 1080023         | HIDALGO  |              | NATL   |                        | 1800   | 0.9             |              |
|  |                 |          |              |        |                        | TOTAL POPULATION SERVED BY SOURCE WATER SYSTEM - - - - - |                 | 1800         |
| LACEY-LAKEVIEW                                 | 1550033         | MCLENNAN |              | NATL   |                        | 4875   | 1.3             |              |
|  |                 |          |              |        |                        | TOTAL POPULATION SERVED BY SOURCE WATER SYSTEM - - - - - |                 | 4875         |
| LACKLAND AFB ANNEX                             | 0150275         | BEXAR    | NaF          | ADJ    | /58                    | 3200   | 0.8             |              |
|  |                 |          |              |        |                        | TOTAL POPULATION SERVED BY SOURCE WATER SYSTEM - - - - - |                 | 3200         |
| LACKLAND AIR FORCE BASE                        | 0150114         | BEXAR    | NaF          | ADJ    | /58                    | 30000  | 0.8             |              |
|  |                 |          |              |        |                        | TOTAL POPULATION SERVED BY SOURCE WATER SYSTEM - - - - - |                 | 30000        |
| LADONIA  | 0740004         | FANNIN   |              | NATL   |                        | 900  | 2.9             |              |
|  |                 |          |              |        |                        | TOTAL POPULATION SERVED BY SOURCE WATER SYSTEM - - - - - |                 | 900          |
| LAKE CITIES MUA                                | 0610029         | DENTON   |              | NATL   |                        | 7950   | 2.0             |              |
|  |                 |          |              |        |                        | TOTAL POPULATION SERVED BY SOURCE WATER SYSTEM - - - - - |                 | 7950         |
| LAKE JACKSON                                   | 0200006         | BRAZORIA | NaF          | ADJ    | 03/61                  | 22000  | 0.8             |              |
|  |                 |          |              |        |                        | TOTAL POPULATION SERVED BY SOURCE WATER SYSTEM - - - - - |                 | 22000        |
| LAKE LBJ MUD                                   | 1500015         | LLANO    | Acid         | ADJ    | 02/85                  | 3500   | 0.8             |              |
|  |                 |          |              |        |                        | TOTAL POPULATION SERVED BY SOURCE WATER SYSTEM - - - - - |                 | 3500         |
| LAKE VISTA UTIL CO                             | 1490017         | LIVE OAK |              | NATL   |                        | 1100   | 1.5             |              |
|  |                 |          |              |        |                        | TOTAL POPULATION SERVED BY SOURCE WATER SYSTEM - - - - - |                 | 1100         |
| LAKESHORE SYSTEM                               | 1090008         | HILL     |              | NATL   |                        | 1300   | 0.7             |              |
|  |                 |          |              |        |                        | TOTAL POPULATION SERVED BY SOURCE WATER SYSTEM - - - - - |                 | 1300         |

POPULATION SERVED FLUORIDATED DRINKING WATER BY SOURCE SYSTEM,  
CONSECUTIVE SYSTEM, AND COUNTY WITHIN STATE (AS OF 12/31/85)

**TEXAS**

| WATER SYSTEM and<br>CONSECUTIVE SYSTEMS SERVED           | EPA<br>ID<br>NO | COUNTY     | CHEM<br>USED | STATUS | FLUOR<br>START<br>DATE | POP<br>SERVED | NATURAL SYSTEMS<br>NAT OPT<br>LEVEL LEVEL |
|--|-----------------|------------|--------------|--------|------------------------|---------------|---|
| LAKESIDE CITY  | 0050015         | ARCHER     |              |        |                        | 550           | 1.3                                       |
| TOTAL POPULATION SERVED BY SOURCE WATER SYSTEM - - - - - |                 |            |              |        |                        | 550           |   |
| LAMESA   | 0580001         | DAWSON     |              |        |                        | 11790         | 0.8                                       |
| TOTAL POPULATION SERVED BY SOURCE WATER SYSTEM - - - - - |                 |            |              |        |                        | 11790         |   |
| LAMPLIGHT VILLAGE WS                                     | 2270082         | TRAVIS     |              |        |                        | 1560          | 1.1                                       |
| TOTAL POPULATION SERVED BY SOURCE WATER SYSTEM - - - - - |                 |            |              |        |                        | 1560          |   |
| LAREDO WWS   | 2400001         | WEBB       |              |        |                        | 91449         | 0.8                                       |
| TOTAL POPULATION SERVED BY SOURCE WATER SYSTEM - - - - - |                 |            |              |        |                        | 91449         |   |
| LAUGHLIN AIR FORCE BASE                                  | 2330006         | VAL VERDE  | Acid         | ADJ    | /59                    | 4500          | 0.8                                       |
| TOTAL POPULATION SERVED BY SOURCE WATER SYSTEM - - - - - |                 |            |              |        |                        | 4500          |   |
| LEBANON WSC  | 0430038         | COLLIN     |              |        |                        | 750           | 1.5                                       |
| TOTAL POPULATION SERVED BY SOURCE WATER SYSTEM - - - - - |                 |            |              |        |                        | 750           |   |
| LEONARD  | 0740005         | FANNIN     |              |        |                        | 1400          | 1.4                                       |
| TOTAL POPULATION SERVED BY SOURCE WATER SYSTEM - - - - - |                 |            |              |        |                        | 1400          |   |
| LEROY-TOURS-GERALD WSC                                   | 1550027         | MCLENNAN   |              |        |                        | 1244          | 1.6                                       |
| TOTAL POPULATION SERVED BY SOURCE WATER SYSTEM - - - - - |                 |            |              |        |                        | 1244          |   |
| LEVELLAND  | 1100002         | HOCKLEY    |              |        |                        | 13885         | 0.8                                       |
| TOTAL POPULATION SERVED BY SOURCE WATER SYSTEM - - - - - |                 |            |              |        |                        | 13885         |   |
| LEVI WSC   | 1550035         | MCLENNAN   |              |        |                        | 1020          | 2.4                                       |
| TOTAL POPULATION SERVED BY SOURCE WATER SYSTEM - - - - - |                 |            |              |        |                        | 1020          |   |
| LEWISVILLE   | 0610004         | DENTON     | Acid         | ADJ    | 10/84                  | 30600         | 0.8                                       |
| TOTAL POPULATION SERVED BY SOURCE WATER SYSTEM - - - - - |                 |            |              |        |                        | 30600         |   |
| LIBERTY HILL WSC   | 2460013         | WILLIAMSON |              |        |                        | 1023          | 0.7                                       |
| TOTAL POPULATION SERVED BY SOURCE WATER SYSTEM - - - - - |                 |            |              |        |                        | 1023          |   |

POPULATION SERVED FLUORIDATED DRINKING WATER BY SOURCE SYSTEM,  
CONSECUTIVE SYSTEM, AND COUNTY WITHIN STATE (AS OF 12/31/85)

TEXAS

| WATER SYSTEM and<br>CONSECUTIVE SYSTEMS SERVED           | EPA<br>ID<br>NO | COUNTY      | CHEM<br>USED | STATUS | FLUOR<br>START<br>DATE | POP<br>SERVED | NATURAL SYSTEMS |              |
|--|-----------------|-------------|--------------|--------|------------------------|---------------|-----------------|--------------|
|  |                 |             |              |        |                        |               | NAT<br>LEVEL    | OPT<br>LEVEL |
| LILLY GROVE WSC  | 1740014         | NACOGDOCHES |              | NATL   |                        | 1740          | 0.7             |              |
| TOTAL POPULATION SERVED BY SOURCE WATER SYSTEM - - - - - |                 |             |              |        |                        | 1740          |                 |              |
| LINDEN   | 0340004         | CASS        |              | NATL   |                        | 3276          | 0.7             |              |
| TOTAL POPULATION SERVED BY SOURCE WATER SYSTEM - - - - - |                 |             |              |        |                        | 3276          |                 |              |
| LITTLE ELM EAST  | 0610035         | DENTON      |              | NATL   |                        | 1000          | 1.4             |              |
| TOTAL POPULATION SERVED BY SOURCE WATER SYSTEM - - - - - |                 |             |              |        |                        | 1000          |                 |              |
| LITTLE ELM VALLEY WSC                                    | 0140025         | BELL        |              | NATL   |                        | 900           | 1.4             |              |
| TOTAL POPULATION SERVED BY SOURCE WATER SYSTEM - - - - - |                 |             |              |        |                        | 900           |                 |              |
| LITTLEFIELD  | 1400003         | LAMB        |              | NATL   |                        | 7409          | 1.8             |              |
| TOTAL POPULATION SERVED BY SOURCE WATER SYSTEM - - - - - |                 |             |              |        |                        | 7409          |                 |              |
| LIVINGSTON REG WS (TRA)                                  | 1870129         | POLK        | Acid         | ADJ    | 03/84                  | 5000          |                 | 0.8          |
| TOTAL POPULATION SERVED BY SOURCE WATER SYSTEM - - - - - |                 |             |              |        |                        | 5000          |                 |              |
| LLANO  | 1500001         | LLANO       | Acid         | ADJ    | 05/81                  | 3071          |                 | 0.8          |
| TOTAL POPULATION SERVED BY SOURCE WATER SYSTEM - - - - - |                 |             |              |        |                        | 3071          |                 |              |
| LLANO GRANDE MHP   | 1080034         | HIDALGO     |              | NATL   |                        | 1400          | 1.1             |              |
| TOTAL POPULATION SERVED BY SOURCE WATER SYSTEM - - - - - |                 |             |              |        |                        | 1400          |                 |              |
| LOCKETT-RRA  | 2440008         | WILBARGER   |              | NATL   |                        | 800           | 0.7             |              |
| TOTAL POPULATION SERVED BY SOURCE WATER SYSTEM - - - - - |                 |             |              |        |                        | 800           |                 |              |
| LOCKHART   | 0280001         | CALDWELL    | NaF          | ADJ    | 09/77                  | 8000          |                 | 0.8          |
| TOTAL POPULATION SERVED BY SOURCE WATER SYSTEM - - - - - |                 |             |              |        |                        | 8000          |                 |              |
| LOMETA   | 1410002         | LAMPASAS    |              | NATL   |                        | 633           | 1.4             |              |
| TOTAL POPULATION SERVED BY SOURCE WATER SYSTEM - - - - - |                 |             |              |        |                        | 633           |                 |              |
| LONE STAR STEEL-MAIN PLANT                               | 1720002         | MORRIS      |              | NATL   |                        | 10000         | 0.9             |              |
| TOTAL POPULATION SERVED BY SOURCE WATER SYSTEM - - - - - |                 |             |              |        |                        | 10000         |                 |              |

POPULATION SERVED FLUORIDATED DRINKING WATER BY SOURCE SYSTEM,  
CONSECUTIVE SYSTEM, AND COUNTY WITHIN STATE (AS OF 12/31/85)

TEXAS

| WATER SYSTEM and<br>CONSECUTIVE SYSTEMS SERVED           | EPA<br>ID<br>NO | COUNTY   | CHEM<br>USED | STATUS | FLUOR<br>START<br>DATE | POP<br>SERVED | NATURAL SYSTEMS<br>NAT<br>LEVEL | OPT<br>LEVEL |
|--|-----------------|----------|--------------|--------|------------------------|---------------|---------------------------------|--------------|
| LONGVIEW   | 0920004         | GREGG    | Acid         | ADJ    | 04/70                  | 64203         |                                 | 0.8          |
| TOTAL POPULATION SERVED BY SOURCE WATER SYSTEM - - - - - |                 |          |              |        |                        | 64203         |                                 |              |
| LOOP WSC (FHA)   | 0830011         | GAINES   |              | NATL   |                        | 500           | 5.4                             |              |
| TOTAL POPULATION SERVED BY SOURCE WATER SYSTEM - - - - - |                 |          |              |        |                        | 500           |                                 |              |
| LORAINÉ  | 1680002         | MITCHELL |              | NATL   |                        | 950           | 1.8                             |              |
| TOTAL POPULATION SERVED BY SOURCE WATER SYSTEM - - - - - |                 |          |              |        |                        | 950           |                                 |              |
| LORENA WC  | 1550036         | MCLENNAN |              | NATL   |                        | 1800          | 1.3                             |              |
| TOTAL POPULATION SERVED BY SOURCE WATER SYSTEM - - - - - |                 |          |              |        |                        | 1800          |                                 |              |
| LORENZO  | 0540002         | CROSBY   |              | NATL   |                        | 1396          | 2.6                             |              |
| TOTAL POPULATION SERVED BY SOURCE WATER SYSTEM - - - - - |                 |          |              |        |                        | 1396          |                                 |              |
| LOTT   | 0730001         | FALLS    |              | NATL   |                        | 1050          | 2.3                             |              |
| TOTAL POPULATION SERVED BY SOURCE WATER SYSTEM - - - - - |                 |          |              |        |                        | 1050          |                                 |              |
| LUBBOCK  | 1520002         | LUBBOCK  |              | NATL   |                        | 75290         | 0.8                             |              |
| YELLOWHOUSE CANYON WCID                                  | 1520017         | LUBBOCK  |              | CONS   |                        | 600           |                                 |              |
| TOTAL POPULATION SERVED BY SOURCE WATER SYSTEM - - - - - |                 |          |              |        |                        | 75890         |                                 |              |
| LUBBOCK CHRISTIAN UNIVERSITY                             | 1520017         | LUBBOCK  |              | NATL   |                        | 1000          | 4.4                             |              |
| TOTAL POPULATION SERVED BY SOURCE WATER SYSTEM - - - - - |                 |          |              |        |                        | 1000          |                                 |              |
| LUBBOCK CO WCID 1  | 1520006         | LUBBOCK  |              | NATL   |                        | 860           | 2.5                             |              |
| TOTAL POPULATION SERVED BY SOURCE WATER SYSTEM - - - - - |                 |          |              |        |                        | 860           |                                 |              |
| LUJELLA WSC  | 0910032         | GRAYSON  |              | NATL   |                        | 1650          | 0.9                             |              |
| TOTAL POPULATION SERVED BY SOURCE WATER SYSTEM - - - - - |                 |          |              |        |                        | 1650          |                                 |              |
| LUFKIN   | 0030004         | ANGELINA | Acid         | ADJ    | /73                    | 34500         |                                 | 0.8          |
| TOTAL POPULATION SERVED BY SOURCE WATER SYSTEM - - - - - |                 |          |              |        |                        | 34500         |                                 |              |
| LUNAR LAKE WS  | 2200208         | TARRANT  |              | NATL   |                        | 625           | 0.8                             |              |
| TOTAL POPULATION SERVED BY SOURCE WATER SYSTEM - - - - - |                 |          |              |        |                        | 625           |                                 |              |

POPULATION SERVED FLUORIDATED DRINKING WATER BY SOURCE SYSTEM,  
CONSECUTIVE SYSTEM, AND COUNTY WITHIN STATE (AS OF 12/31/85)

TEXAS

| WATER SYSTEM and<br>CONSECUTIVE SYSTEMS SERVED           | EPA<br>ID<br>NO    | COUNTY               | CHEM<br>USED | STATUS      | FLUOR<br>START<br>DATE | POP<br>SERVED | NATURAL SYSTEMS<br>NAT<br>LEVEL | OPT<br>LEVEL |
|--|--------------------|----------------------|--------------|-------------|------------------------|---------------|---------------------------------|--------------|
| LYFORD   | 2450003            | WILLACY              |              | NATL        |                        | 1900          | 0.9                             |              |
| TOTAL POPULATION SERVED BY SOURCE WATER SYSTEM - - - - - |                    |                      |              |             |                        | 1900          |                                 |              |
| LYTLE  | 0070004            | ATASCOSA             |              | NATL        |                        | 2216          | 1.9                             |              |
| TOTAL POPULATION SERVED BY SOURCE WATER SYSTEM - - - - - |                    |                      |              |             |                        | 2216          |                                 |              |
| MACBEE WSC   | 2340012            | VAN ZANDT            | Acid         | ADJ         | 10/82                  | 3609          |                                 | 0.8          |
| TOTAL POPULATION SERVED BY SOURCE WATER SYSTEM - - - - - |                    |                      |              |             |                        | 3609          |                                 |              |
| MANOR  | 2270002            | TRAVIS               |              | NATL        |                        | 1400          | 2.1                             |              |
| TOTAL POPULATION SERVED BY SOURCE WATER SYSTEM - - - - - |                    |                      |              |             |                        | 1400          |                                 |              |
| MANVILLE WSC   | 2270033            | TRAVIS               |              | NATL        |                        | 7220          | 1.1                             |              |
| TOTAL POPULATION SERVED BY SOURCE WATER SYSTEM - - - - - |                    |                      |              |             |                        | 7220          |                                 |              |
| MAPLE WSC  | 0090011            | BAILEY               |              | NATL        |                        | 250           | 2.2                             |              |
| TOTAL POPULATION SERVED BY SOURCE WATER SYSTEM - - - - - |                    |                      |              |             |                        | 250           |                                 |              |
| MARBLE FALLS   | 0270026            | BURNET               | Acid         | ADJ         | /81                    | 5034          |                                 | 0.8          |
| TOTAL POPULATION SERVED BY SOURCE WATER SYSTEM - - - - - |                    |                      |              |             |                        | 5034          |                                 |              |
| MARFA  | 1890001            | PRESIDIO             |              | NATL        |                        | 2850          | 2.6                             |              |
| TOTAL POPULATION SERVED BY SOURCE WATER SYSTEM - - - - - |                    |                      |              |             |                        | 2850          |                                 |              |
| MARQUEZ  | 1450009            | LEON                 |              | NATL        |                        | 400           | 0.9                             |              |
| TOTAL POPULATION SERVED BY SOURCE WATER SYSTEM - - - - - |                    |                      |              |             |                        | 400           |                                 |              |
| MARSHALL<br>LEIGH WSC                                    | 1020002<br>1020022 | HARRISON<br>HARRISON | Acid         | ADJ<br>CONS | 04/46                  | 25947<br>2856 |                                 | 0.8          |
| TOTAL POPULATION SERVED BY SOURCE WATER SYSTEM - - - - - |                    |                      |              |             |                        | 28803         |                                 |              |
| MATADOR  | 1730001            | MOTLEY               |              | NATL        |                        | 1024          | 1.4                             |              |
| TOTAL POPULATION SERVED BY SOURCE WATER SYSTEM - - - - - |                    |                      |              |             |                        | 1024          |                                 |              |
| MATAGORDA CO WCID 6-VAN VLECK                            | 1610007            | MATAGORDA            |              | NATL        |                        | 1140          | 0.7                             |              |
| TOTAL POPULATION SERVED BY SOURCE WATER SYSTEM - - - - - |                    |                      |              |             |                        | 1140          |                                 |              |

POPULATION SERVED FLUORIDATED DRINKING WATER BY SOURCE SYSTEM,  
CONSECUTIVE SYSTEM, AND COUNTY WITHIN STATE (AS OF 12/31/85)

**TEXAS**

| WATER SYSTEM and<br>CONSECUTIVE SYSTEMS SERVED           | EPA<br>ID<br>NO | COUNTY    | CHEM<br>USED | STATUS | FLUOR<br>START<br>DATE | POP<br>SERVED | NATURAL SYSTEMS<br>NAT<br>LEVEL | OPT<br>LEVEL |
|--|-----------------|-----------|--------------|--------|------------------------|---------------|---------------------------------|--------------|
| MATAGORDA WSC  | 1610013         | MATAGORDA |              | NATL   |                        | 900           | 1.4                             |              |
| TOTAL POPULATION SERVED BY SOURCE WATER SYSTEM - - - - - |                 |           |              |        |                        | 900           |                                 |              |
| MAYPEARL   | 0700004         | ELLIS     |              | NATL   |                        | 626           | 2.1                             |              |
| TOTAL POPULATION SERVED BY SOURCE WATER SYSTEM - - - - - |                 |           |              |        |                        | 626           |                                 |              |
| MCALLEN  | 1080006         | HIDALGO   |              | NATL   |                        | 68000         | 0.8                             |              |
| TOTAL POPULATION SERVED BY SOURCE WATER SYSTEM - - - - - |                 |           |              |        |                        | 68000         |                                 |              |
| MCCAMEY  | 2310001         | UPTON     |              | NATL   |                        | 2436          | 1.3                             |              |
| TOTAL POPULATION SERVED BY SOURCE WATER SYSTEM - - - - - |                 |           |              |        |                        | 2436          |                                 |              |
| MCCOY WSC  | 0070023         | ATASCOSA  |              | NATL   |                        | 2490          | 0.8                             |              |
| TOTAL POPULATION SERVED BY SOURCE WATER SYSTEM - - - - - |                 |           |              |        |                        | 2490          |                                 |              |
| MEADOW   | 2230002         | TERRY     |              | NATL   |                        | 574           | 4.8                             |              |
| TOTAL POPULATION SERVED BY SOURCE WATER SYSTEM - - - - - |                 |           |              |        |                        | 574           |                                 |              |
| MEDINA WSC   | 0100013         | BANDERA   |              | NATL   |                        | 400           | 2.5                             |              |
| TOTAL POPULATION SERVED BY SOURCE WATER SYSTEM - - - - - |                 |           |              |        |                        | 400           |                                 |              |
| MELISSA  | 0430040         | COLLIN    |              | NATL   |                        | 604           | 1.5                             |              |
| TOTAL POPULATION SERVED BY SOURCE WATER SYSTEM - - - - - |                 |           |              |        |                        | 604           |                                 |              |
| MEMORIAL POINT UD  | 1870030         | POLK      |              | NATL   |                        | 750           | 0.7                             |              |
| TOTAL POPULATION SERVED BY SOURCE WATER SYSTEM - - - - - |                 |           |              |        |                        | 750           |                                 |              |
| MEMORIAL VILLAGES WA                                     | 1010148         | HARRIS    |              | NATL   |                        | 12000         | 0.7                             |              |
| TOTAL POPULATION SERVED BY SOURCE WATER SYSTEM - - - - - |                 |           |              |        |                        | 12000         |                                 |              |
| MERCEDES   | 1080007         | HIDALGO   |              | NATL   |                        | 11800         | 1.1                             |              |
| TOTAL POPULATION SERVED BY SOURCE WATER SYSTEM - - - - - |                 |           |              |        |                        | 11800         |                                 |              |
| MIDLAND REGIONAL AIR TERMINAL                            | 1650002         | MIDLAND   |              | NATL   |                        | 3400          | 0.9                             |              |
| TOTAL POPULATION SERVED BY SOURCE WATER SYSTEM - - - - - |                 |           |              |        |                        | 3400          |                                 |              |

POPULATION SERVED FLUORIDATED DRINKING WATER BY SOURCE SYSTEM,  
CONSECUTIVE SYSTEM, AND COUNTY WITHIN STATE (AS OF 12/31/85)

**TEXAS**

| WATER SYSTEM and<br>CONSECUTIVE SYSTEMS SERVED           | EPA<br>ID<br>NO | COUNTY   | CHEM<br>USED | STATUS | FLUOR<br>START<br>DATE | POP<br>SERVED | NATURAL SYSTEMS<br>NAT<br>LEVEL | OPT<br>LEVEL |
|--|-----------------|----------|--------------|--------|------------------------|---------------|---------------------------------|--------------|
| MIDLOTHIAN   | 0700005         | ELLIS    |              | NATL   |                        | 4000          | 1.3                             |              |
| TOTAL POPULATION SERVED BY SOURCE WATER SYSTEM - - - - - |                 |          |              |        |                        | 4000          |                                 |              |
| MILANO WSC   | 1660009         | MILAM    |              | NATL   |                        | 1800          | 0.7                             |              |
| TOTAL POPULATION SERVED BY SOURCE WATER SYSTEM - - - - - |                 |          |              |        |                        | 1800          |                                 |              |
| MILES  | 2000002         | RUNNELS  |              | NATL   |                        | 800           | 1.9                             |              |
| TOTAL POPULATION SERVED BY SOURCE WATER SYSTEM - - - - - |                 |          |              |        |                        | 800           |                                 |              |
| MILFORD  | 0700006         | ELLIS    |              | NATL   |                        | 900           | 1.9                             |              |
| TOTAL POPULATION SERVED BY SOURCE WATER SYSTEM - - - - - |                 |          |              |        |                        | 900           |                                 |              |
| MILITARY HIGHWAY WSC                                     | 1080067         | HIDALGO  |              | NATL   |                        | 16180         | 0.9                             |              |
| TOTAL POPULATION SERVED BY SOURCE WATER SYSTEM - - - - - |                 |          |              |        |                        | 16180         |                                 |              |
| MILLER GROVE WSC   | 1120016         | HOPKINS  |              | NATL   |                        | 1113          | 2.4                             |              |
| TOTAL POPULATION SERVED BY SOURCE WATER SYSTEM - - - - - |                 |          |              |        |                        | 1113          |                                 |              |
| MILLERSVIEW-DOOLE WSC                                    | 0480015         | CONCHO   |              | NATL   |                        | 3000          | 2.0                             |              |
| TOTAL POPULATION SERVED BY SOURCE WATER SYSTEM - - - - - |                 |          |              |        |                        | 3000          |                                 |              |
| MISSION  | 1080008         | HIDALGO  |              | NATL   |                        | 24500         | 0.8                             |              |
| TOTAL POPULATION SERVED BY SOURCE WATER SYSTEM - - - - - |                 |          |              |        |                        | 24500         |                                 |              |
| MITCHELL CO UTIL CO                                      | 1680004         | MITCHELL |              | NATL   |                        | 1680          | 0.8                             |              |
| TOTAL POPULATION SERVED BY SOURCE WATER SYSTEM - - - - - |                 |          |              |        |                        | 1680          |                                 |              |
| MJC-WSC  | 1390010         | LAMAR    |              | NATL   |                        | 642           | 3.5                             |              |
| TOTAL POPULATION SERVED BY SOURCE WATER SYSTEM - - - - - |                 |          |              |        |                        | 642           |                                 |              |
| MOFFAT WSC   | 0140028         | BELL     |              | NATL   |                        | 2256          | 1.6                             |              |
| TOTAL POPULATION SERVED BY SOURCE WATER SYSTEM - - - - - |                 |          |              |        |                        | 2256          |                                 |              |
| MONAHANS   | 2380001         | WARD     |              | NATL   |                        | 8416          | 2.1                             |              |
| TOTAL POPULATION SERVED BY SOURCE WATER SYSTEM - - - - - |                 |          |              |        |                        | 8416          |                                 |              |

POPULATION SERVED FLUORIDATED DRINKING WATER BY SOURCE SYSTEM,  
CONSECUTIVE SYSTEM, AND COUNTY WITHIN STATE (AS OF 12/31/85)

TEXAS

| WATER SYSTEM and<br>CONSECUTIVE SYSTEMS SERVED | EPA<br>ID<br>NO | COUNTY      | CHEM<br>USED | STATUS | FLUOR<br>START<br>DATE | POP<br>SERVED | NATURAL SYSTEMS<br>NAT<br>LEVEL | OPT<br>LEVEL |
|--|-----------------|-------------|--------------|--------|------------------------|---------------|---------------------------------|--------------|
| MONT BELVIEU                                   | 0360017         | CHAMBERS    |              | NATL   |                        | 1833          | 2.1                             |              |
| TOTAL POPULATION SERVED BY SOURCE WATER SYSTEM |                 |             |              |        |                        | 1833          |                                 |              |
| MONTE ALTO W&S                                 | 1080069         | HIDALGO     |              | NATL   |                        | 1000          | 0.8                             |              |
| TOTAL POPULATION SERVED BY SOURCE WATER SYSTEM |                 |             |              |        |                        | 1000          |                                 |              |
| MONTGOMERY CO MUD 36                           | 1700139         | MONTGOMERY  |              | NATL   |                        | 3924          | 0.7                             |              |
| TOTAL POPULATION SERVED BY SOURCE WATER SYSTEM |                 |             |              |        |                        | 3924          |                                 |              |
| MONTGOMERY CO MUD 6                            | 1700090         | MONTGOMERY  |              | NATL   |                        | 3705          | 0.7                             |              |
| TOTAL POPULATION SERVED BY SOURCE WATER SYSTEM |                 |             |              |        |                        | 3705          |                                 |              |
| MONTGOMERY CO MUD 7                            | 1700169         | MONTGOMERY  |              | NATL   |                        | 3438          | 0.7                             |              |
| TOTAL POPULATION SERVED BY SOURCE WATER SYSTEM |                 |             |              |        |                        | 3438          |                                 |              |
| MORTON PWS                                     | 0400001         | COCHRAN     |              | NATL   |                        | 2950          | 4.0                             |              |
| TOTAL POPULATION SERVED BY SOURCE WATER SYSTEM |                 |             |              |        |                        | 2950          |                                 |              |
| MOUNTAIN PEAK WSC                              | 0700042         | ELLIS       |              | NATL   |                        | 3200          | 1.2                             |              |
| TOTAL POPULATION SERVED BY SOURCE WATER SYSTEM |                 |             |              |        |                        | 3200          |                                 |              |
| MOUNTAIN WSC                                   | 0500020         | CORYELL     |              | NATL   |                        | 1075          | 1.6                             |              |
| TOTAL POPULATION SERVED BY SOURCE WATER SYSTEM |                 |             |              |        |                        | 1075          |                                 |              |
| NACOGDOCHES                                    | 1740003         | NACOGDOCHES | Acid         | ADJ    | 05/84                  | 27531         |                                 | 0.8          |
| TOTAL POPULATION SERVED BY SOURCE WATER SYSTEM |                 |             |              |        |                        | 27531         |                                 |              |
| NASH FORRESTON WSC                             | 0700025         | ELLIS       |              | NATL   |                        | 1300          | 2.0                             |              |
| TOTAL POPULATION SERVED BY SOURCE WATER SYSTEM |                 |             |              |        |                        | 1300          |                                 |              |
| NAVASOTA                                       | 0930001         | GRIMES      |              | NATL   |                        | 6006          | 0.7                             |              |
| TOTAL POPULATION SERVED BY SOURCE WATER SYSTEM |                 |             |              |        |                        | 6006          |                                 |              |
| NEDERLAND                                      | 1230006         | JEFFERSON   | Acid         | ADJ    | 01/67                  | 19878         |                                 | 0.7          |
| TOTAL POPULATION SERVED BY SOURCE WATER SYSTEM |                 |             |              |        |                        | 19878         |                                 |              |



POPULATION SERVED FLUORIDATED DRINKING WATER BY SOURCE SYSTEM,  
CONSECUTIVE SYSTEM, AND COUNTY WITHIN STATE (AS OF 12/31/85)

TEXAS

| WATER SYSTEM and<br>CONSECUTIVE SYSTEMS SERVED           | EPA<br>ID<br>NO | COUNTY   | CHEM<br>USED | STATUS | FLUOR<br>START<br>DATE | POP<br>SERVED | NATURAL SYSTEMS<br>NAT. OPT.<br>LEVEL LEVEL |
|--|-----------------|----------|--------------|--------|------------------------|---------------|---|
| NEW BRAINFELS UTIL                                       | 0460001         | COMAL    | Acid         | ADJ    | 02/83                  | 30000         | 0.7   |
| TOTAL POPULATION SERVED BY SOURCE WATER SYSTEM - - - - - |                 |          |              |        |                        | 30000         |   |
| NEW DEAL   | 1520015         | LUBBOCK  |              | NATL   |                        | 730           | 2.4   |
| TOTAL POPULATION SERVED BY SOURCE WATER SYSTEM - - - - - |                 |          |              |        |                        | 730           |   |
| NEW SUMMERFIELD WSC                                      | 0370028         | CHEROKEE |              | NATL   |                        | 582           | 1.5   |
| TOTAL POPULATION SERVED BY SOURCE WATER SYSTEM - - - - - |                 |          |              |        |                        | 582           |   |
| NEWTON   | 1760001         | NETWON   | Acid         | ADJ    | 05/85                  | 2325          | 0.8   |
| TOTAL POPULATION SERVED BY SOURCE WATER SYSTEM - - - - - |                 |          |              |        |                        | 2325          |   |
| NORTH CENTRAL TEXAS MJA                                  | 1380009         | KNOX     | Acid         | ADJ    | 01/81                  | 540           | 0.8   |
| HASKELL  | 1040001         | HASKELL  |              | CONS   |                        | 3782          |   |
| KNOX CITY  | 1380002         | KNOX     |              | CONS   |                        | 1620          |   |
| TOTAL POPULATION SERVED BY SOURCE WATER SYSTEM - - - - - |                 |          |              |        |                        | 5942          |   |
| NORTH HUNT WSC   | 1160039         | HUNT     |              | NATL   |                        | 1950          | 2.9   |
| TOTAL POPULATION SERVED BY SOURCE WATER SYSTEM - - - - - |                 |          |              |        |                        | 1950          |   |
| NORTH MILAM WSC  | 1660011         | MILAM    |              | NATL   |                        | 1400          | 1.1   |
| TOTAL POPULATION SERVED BY SOURCE WATER SYSTEM - - - - - |                 |          |              |        |                        | 1400          |   |
| NORTH PARK PROPERTIES                                    | 1460092         | HARRIS   |              | NATL   |                        | 675           | 0.8   |
| TOTAL POPULATION SERVED BY SOURCE WATER SYSTEM - - - - - |                 |          |              |        |                        | 675           |   |
| NORTH TEXAS MWD  | 0430044         | COLLIN   | Acid         | ADJ    | 05/82                  | 1098          | 0.8   |
| ALLEN  | 0430025         | COLLIN   |              | CONS   |                        | 12750         |   |
| BECKER-JIBA WSC  | 1290011         | KAUFMAN  |              | CONS   |                        | 1800          |   |
| BHP WSC  | 1160015         | HUNT     |              | CONS   |                        | 1800          |   |
| BLACKLAND WSC  | 1990004         | ROCKWALL |              | CONS   |                        | 1950          |   |
| COPEVILLE WSC  | 0430029         | COLLIN   |              | CONS   |                        | 1600          |   |
| CRANDALL   | 1290007         | KAUFMAN  |              | CONS   |                        | 1800          |   |
| CULLEOKA WSC   | 0430030         | COLLIN   |              | CONS   |                        | 3200          |   |
| DAINGERFIELD   | 1720001         | MORRIS   |              | CONS   |                        | 3300          |   |
| DALLAS CO FWSO #15                                       | 0570033         | DALLAS   |              | CONS   |                        | 159           |   |
| DANVILLE WSC   | 0430031         | COLLIN   |              | CONS   |                        | 2100          |   |
| EAST FORK WSC  | 0430033         | COLLIN   |              | CONS   |                        | 2100          |   |
| FAIRVIEW   | 0430034         | COLLIN   |              | CONS   |                        | 2600          |   |

POPULATION SERVED FLUORIDATED DRINKING WATER BY SOURCE SYSTEM,  
CONSECUTIVE SYSTEM, AND COUNTY WITHIN STATE (AS OF 12/31/85)

TEXAS

| WATER SYSTEM and<br>CONSECUTIVE SYSTEMS SERVED           | EPA<br>ID<br>NO | COUNTY            | CHEM<br>USED | STATUS | FLUOR<br>START<br>DATE | POP<br>SERVED | NATURAL SYSTEMS<br>NAT<br>LEVEL | OPT<br>LEVEL |
|--|-----------------|-------------------|--------------|--------|------------------------|---------------|---------------------------------|--------------|
| FARMERSVILLE   | 0430004         | COLLIN            |              | CONS   |                        | 2360          |                                 |              |
| FATE   | 1990006         | ROCKWALL          |              | CONS   |                        | 700           |                                 |              |
| FORNEY   | 1290002         | KAUFMAN           |              | CONS   |                        | 4000          |                                 |              |
| GARLAND  | 0570010         | DALLAS            |              | CONS   |                        | 171500        |                                 |              |
| GASTONIA-SCURRY WSC                                      | 1290015         | KAUFMAN           |              | CONS   |                        | 2800          |                                 |              |
| HIGHPOINT WSC  | 1290016         | KAUFMAN           |              | CONS   |                        | 1980          |                                 |              |
| HOPEWELL WSC   | 1160029         | HUNT              |              | CONS   |                        | 4500          |                                 |              |
| KAUFMAN  | 1290003         | KAUFMAN           |              | CONS   |                        | 6000          |                                 |              |
| KINGS CREEK WSC  | 1290027         | KAUFMAN           |              | CONS   |                        | 600           |                                 |              |
| LAVON WSC  | 0430037         | COLLIN            |              | CONS   |                        | 1075          |                                 |              |
| LUCAS WSC  | 0430054         | COLLIN            |              | CONS   |                        | 2000          |                                 |              |
| MARKOUT WSC  | 1290019         | KAUFMAN           |              | CONS   |                        | 800           |                                 |              |
| MCKINNEY   | 0430039         | COLLIN            |              | CONS   |                        | 19050         |                                 |              |
| MESQUITE   | 0570014         | DALLAS            |              | CONS   |                        | 93000         |                                 |              |
| MILLIGAN WSC   | 0430041         | COLLIN            |              | CONS   |                        | 1400          |                                 |              |
| MT ZION WSC  | 1990010         | ROCKWALL          |              | CONS   |                        | 1500          |                                 |              |
| MURPHY   | 0430042         | COLLIN            |              | CONS   |                        | 1530          |                                 |              |
| NEVADA WSC   | 0430053         | COLLIN            |              | CONS   |                        | 700           |                                 |              |
| NORTH COLLIN WSC   | 0430055         | COLLIN            |              | CONS   |                        | 3300          |                                 |              |
| NORTH FARMERSVILLE WSC                                   | 0430043         | COLLIN            |              | CONS   |                        | 245           |                                 |              |
| NORTH KAUFMAN WSC  | 1270021         | KAUFMAN           |              | CONS   |                        | 600           |                                 |              |
| PLANO  | 0430007         | COLLIN            |              | CONS   |                        | 110450        |                                 |              |
| PRINCETON  | 0430008         | COLLIN            |              | CONS   |                        | 3408          |                                 |              |
| PROSPER  | 0430009         | COLLIN            |              | CONS   |                        | 1000          |                                 |              |
| RICHARDSON   | 0570015         | DALLAS            |              | CONS   |                        | 77800         |                                 |              |
| ROCKWALL   | 1990001         | ROCKWALL          |              | CONS   |                        | 5939          |                                 |              |
| ROWLETT  | 0570056         | DALLAS            |              | CONS   |                        | 15200         |                                 |              |
| ROYSE CITY   | 1990002         | COLLIN / ROCKWALL |              | CONS   |                        | 1900          |                                 |              |
| SACHSE   | 0570057         | DALLAS            |              | CONS   |                        | 3600          |                                 |              |
| SEIS LAGOS MUD   | 0430057         | COLLIN            |              | CONS   |                        | 280           |                                 |              |
| SUNNYVALE  | 0570059         | DALLAS            |              | CONS   |                        | 1800          |                                 |              |
| TALTY WSC  | 1290025         | KAUFMAN           |              | CONS   |                        | 480           |                                 |              |
| WYLIE  | 0430011         | COLLINS           |              | CONS   |                        | 6500          |                                 |              |
| WYLIE NE   | 0430051         | COLLINS           |              | CONS   |                        | 2900          |                                 |              |
| TOTAL POPULATION SERVED BY SOURCE WATER SYSTEM - - - - - |                 |                   |              |        |                        | 587154        |                                 |              |
| NORTHAMPTON MUD  | 1010337         | HARRIS            |              | NATL   |                        | 2790          | 1.5                             |              |
| TOTAL POPULATION SERVED BY SOURCE WATER SYSTEM - - - - - |                 |                   |              |        |                        | 2790          |                                 |              |
| NORTHEAST TEXAS MWD                                      | 1580065         | MORRIS            | Acid         | ADJ    | 01/85                  | 4232          |                                 | 0.8          |
| TOTAL POPULATION SERVED BY SOURCE WATER SYSTEM - - - - - |                 |                   |              |        |                        | 4232          |                                 |              |
| NORTHWEST WS   | 1010213         | HARRIS            | Acid         | ADJ    | 07/82                  | 1103          |                                 | 0.7          |
| TOTAL POPULATION SERVED BY SOURCE WATER SYSTEM - - - - - |                 |                   |              |        |                        | 1103          |                                 |              |

POPULATION SERVED FLUORIDATED DRINKING WATER BY SOURCE SYSTEM,  
CONSECUTIVE SYSTEM, AND COUNTY WITHIN STATE (AS OF 12/31/85)

TEXAS

| WATER SYSTEM and<br>CONSECUTIVE SYSTEMS SERVED           | EPA<br>ID<br>NO | COUNTY  | CHEM<br>USED | STATUS | FLUOR<br>START<br>DATE | POP<br>SERVED | NATURAL<br>NAT<br>LEVEL | SYSTEMS<br>OPT<br>LEVEL |
|--|-----------------|---------|--------------|--------|------------------------|---------------|-------------------------|-------------------------|
| NORTHWEST WS   | 1700013         | HARRIS  | Acid         | ADJ    | 07/82                  | 1104          |                         | 0.7                     |
| TOTAL POPULATION SERVED BY SOURCE WATER SYSTEM - - - - - |                 |         |              |        |                        | 1104          |                         |                         |
| NORTHWEST WS   | 1700031         | HARRIS  | Acid         | ADJ    | 07/82                  | 1104          |                         | 0.7                     |
| TOTAL POPULATION SERVED BY SOURCE WATER SYSTEM - - - - - |                 |         |              |        |                        | 1104          |                         |                         |
| NORTHWEST WS   | 1700036         | HARRIS  | Acid         | ADJ    | 07/82                  | 1104          |                         | 0.7                     |
| TOTAL POPULATION SERVED BY SOURCE WATER SYSTEM - - - - - |                 |         |              |        |                        | 1104          |                         |                         |
| NUECES CO WCID #3  | 1780005         | NUECES  | Acid         | ADJ    | 10/82                  | 21000         |                         | 0.7                     |
| TOTAL POPULATION SERVED BY SOURCE WATER SYSTEM - - - - - |                 |         |              |        |                        | 21000         |                         |                         |
| NUECES CO WCID 5   | 1780010         | NUECES  |              | NATL   |                        | 650           | 1.0                     |                         |
| TOTAL POPULATION SERVED BY SOURCE WATER SYSTEM - - - - - |                 |         |              |        |                        | 650           |                         |                         |
| O'BRIEN  | 1040005         | HASKELL |              | NATL   |                        | 280           | 0.7                     |                         |
| TOTAL POPULATION SERVED BY SOURCE WATER SYSTEM - - - - - |                 |         |              |        |                        | 280           |                         |                         |
| O'DONNELL  | 1530001         | LYNN    |              | NATL   |                        | 1215          | 0.7                     |                         |
| TOTAL POPULATION SERVED BY SOURCE WATER SYSTEM - - - - - |                 |         |              |        |                        | 1215          |                         |                         |
| OAK VILLAGE NORTH  | 0460037         | COMAL   |              | NATL   |                        | 540           | 1.1                     |                         |
| TOTAL POPULATION SERVED BY SOURCE WATER SYSTEM - - - - - |                 |         |              |        |                        | 540           |                         |                         |
| ODESSA   | 0680002         | ECTOR   |              | NATL   |                        | 15108         | 1.3                     |                         |
| TOTAL POPULATION SERVED BY SOURCE WATER SYSTEM - - - - - |                 |         |              |        |                        | 15108         |                         |                         |
| OGLESBY  | 0500003         | CORYELL |              | NATL   |                        | 450           | 1.3                     |                         |
| TOTAL POPULATION SERVED BY SOURCE WATER SYSTEM - - - - - |                 |         |              |        |                        | 450           |                         |                         |
| OLTON  | 1400004         | LAMB    |              | NATL   |                        | 2281          | 2.3                     |                         |
| TOTAL POPULATION SERVED BY SOURCE WATER SYSTEM - - - - - |                 |         |              |        |                        | 2281          |                         |                         |
| ONALASKA WSC   | 1870009         | POLK    |              | NATL   |                        | 2664          | 0.8                     |                         |
| TOTAL POPULATION SERVED BY SOURCE WATER SYSTEM - - - - - |                 |         |              |        |                        | 2664          |                         |                         |

POPULATION SERVED FLUORIDATED DRINKING WATER BY SOURCE SYSTEM,  
CONSECUTIVE SYSTEM, AND COUNTY WITHIN STATE (AS OF 12/31/85)

## TEXAS

| WATER SYSTEM and<br>CONSECUTIVE SYSTEMS SERVED           | EPA<br>ID<br>NO | COUNTY    | CHEM<br>USED | STATUS | FLUOR<br>START<br>DATE | POP<br>SERVED | NATURAL SYSTEMS |              |
|--|-----------------|-----------|--------------|--------|------------------------|---------------|-----------------|--------------|
|  |                 |           |              |        |                        |               | NAT<br>LEVEL    | OPT<br>LEVEL |
| OVILLA   | 0700067         | ELLIS     |              | NATL   |                        | 1400          | 3.3             |              |
| TOTAL POPULATION SERVED BY SOURCE WATER SYSTEM - - - - - |                 |           |              |        |                        | 1400          |                 |              |
| OVILLA COMMUNITY SYSTEM                                  | 0700050         | ELLIS     |              | NATL   |                        | 500           | 1.3             |              |
| TOTAL POPULATION SERVED BY SOURCE WATER SYSTEM - - - - - |                 |           |              |        |                        | 500           |                 |              |
| PADRE ISLAND NATL SEASHORE                               | 1370002         | KLEBERG   |              | NATL   |                        | 1000          | 0.8             |              |
| TOTAL POPULATION SERVED BY SOURCE WATER SYSTEM - - - - - |                 |           |              |        |                        | 1000          |                 |              |
| PALACIOS   | 1610004         | MATAGORDA |              | NATL   |                        | 6042          | 1.1             |              |
| TOTAL POPULATION SERVED BY SOURCE WATER SYSTEM - - - - - |                 |           |              |        |                        | 6042          |                 |              |
| PALM PARK WC   | 0150082         | BEXAR     |              | NATL   |                        | 800           | 0.8             |              |
| TOTAL POPULATION SERVED BY SOURCE WATER SYSTEM - - - - - |                 |           |              |        |                        | 800           |                 |              |
| PALMER   | 0700007         | ELLIS     |              | NATL   |                        | 1650          | 4.1             |              |
| TOTAL POPULATION SERVED BY SOURCE WATER SYSTEM - - - - - |                 |           |              |        |                        | 1650          |                 |              |
| PAMPA MWS  | 0900003         | GRAY      |              | NATL   |                        | 22000         | 0.9             |              |
| TOTAL POPULATION SERVED BY SOURCE WATER SYSTEM - - - - - |                 |           |              |        |                        | 22000         |                 |              |
| PANIEGO  | 2200066         | TARRANT   |              | NATL   |                        | 2650          | 1.8             |              |
| TOTAL POPULATION SERVED BY SOURCE WATER SYSTEM - - - - - |                 |           |              |        |                        | 2650          |                 |              |
| PARIS  | 1390002         | LAMAR     | NaF          | ADJ    | 10/52                  | 28977         |                 | 0.8          |
| LAMAR COUNTY WSC   | 1390015         | LAMAR     |              | CONS   |                        | 13704         |                 |              |
| TOTAL POPULATION SERVED BY SOURCE WATER SYSTEM - - - - - |                 |           |              |        |                        | 42681         |                 |              |
| PARK TEN MUD   | 1010749         | HARRIS    |              | NATL   |                        | 2238          | 0.7             |              |
| TOTAL POPULATION SERVED BY SOURCE WATER SYSTEM - - - - - |                 |           |              |        |                        | 2238          |                 |              |
| PAXTON WSC   | 2100012         | SHELBY    |              | NATL   |                        | 750           | 1.5             |              |
| TOTAL POPULATION SERVED BY SOURCE WATER SYSTEM - - - - - |                 |           |              |        |                        | 750           |                 |              |
| PEARLAND   | 0200008         | BRAZORIA  |              | NATL   |                        | 19000         | 1.9             |              |
| TOTAL POPULATION SERVED BY SOURCE WATER SYSTEM - - - - - |                 |           |              |        |                        | 19000         |                 |              |

POPULATION SERVED FLUORIDATED DRINKING WATER BY SOURCE SYSTEM,  
CONSECUTIVE SYSTEM, AND COUNTY WITHIN STATE (AS OF 12/31/85)

TEXAS

| WATER SYSTEM and<br>CONSECUTIVE SYSTEMS SERVED | EPA<br>ID<br>NO | COUNTY    | CHEM<br>USED | STATUS | FLUOR<br>START<br>DATE | POP<br>SERVED | NATURAL SYSTEMS<br>NAT OPT<br>LEVEL LEVEL |
|--|-----------------|-----------|--------------|--------|------------------------|---------------|---|
| PECOS  | 1950001         | REEVES    |              | NATL   |                        | 12000         | 2.0                                       |
| TOTAL POPULATION SERVED BY SOURCE WATER SYSTEM |                 |           |              |        |                        | 12000         |   |
| PELICAN BAY UTIL CO                            | 2200164         | TARRANT   |              | NATL   |                        | 1250          | 1.3                                       |
| TOTAL POPULATION SERVED BY SOURCE WATER SYSTEM |                 |           |              |        |                        | 1250          |   |
| PENDLETON WSC                                  | 0140033         | BELL      |              | NATL   |                        | 1650          | 1.5                                       |
| TOTAL POPULATION SERVED BY SOURCE WATER SYSTEM |                 |           |              |        |                        | 1650          |   |
| PENINSULA                                      | 0040020         | ARANSAS   |              | NATL   |                        | 620           | 1.1                                       |
| TOTAL POPULATION SERVED BY SOURCE WATER SYSTEM |                 |           |              |        |                        | 620           |   |
| PEPPER CREEK WSC 1                             | 0140034         | BELL      |              | NATL   |                        | 2500          | 1.6                                       |
| TOTAL POPULATION SERVED BY SOURCE WATER SYSTEM |                 |           |              |        |                        | 2500          |   |
| PERRIN WW                                      | 1190005         | JACK      |              | NATL   |                        | 525           | 0.7                                       |
| TOTAL POPULATION SERVED BY SOURCE WATER SYSTEM |                 |           |              |        |                        | 525           |   |
| PERRY WATER SUPPLY CORP                        | 0730016         | FALLS     |              | NATL   |                        | 500           | 3.1                                       |
| TOTAL POPULATION SERVED BY SOURCE WATER SYSTEM |                 |           |              |        |                        | 500           |   |
| PERRYTON MWS                                   | 1790001         | OCHILTREE |              | NATL   |                        | 8500          | 2.1                                       |
| TOTAL POPULATION SERVED BY SOURCE WATER SYSTEM |                 |           |              |        |                        | 8500          |   |
| PETERSBURG                                     | 0950003         | HALE      |              | NATL   |                        | 1641          | 3.2                                       |
| TOTAL POPULATION SERVED BY SOURCE WATER SYSTEM |                 |           |              |        |                        | 1641          |   |
| PFLUGERVILLE                                   | 2270014         | TRAVIS    |              | NATL   |                        | 3575          | 0.8                                       |
| TOTAL POPULATION SERVED BY SOURCE WATER SYSTEM |                 |           |              |        |                        | 3575          |   |
| PHARR  | 1080009         | HIDALGO   |              | NATL   |                        | 21900         | 0.7                                       |
| TOTAL POPULATION SERVED BY SOURCE WATER SYSTEM |                 |           |              |        |                        | 21900         |   |
| PHELPS WSC                                     | 2360009         | WALKER    |              | NATL   |                        | 1500          | 1.3                                       |
| TOTAL POPULATION SERVED BY SOURCE WATER SYSTEM |                 |           |              |        |                        | 1500          |   |

POPULATION SERVED FLUORIDATED DRINKING WATER BY SOURCE SYSTEM,  
CONSECUTIVE SYSTEM, AND COUNTY WITHIN STATE (AS OF 12/31/85)

TEXAS

| WATER SYSTEM and<br>CONSECUTIVE SYSTEMS SERVED           | EPA<br>ID<br>NO    | COUNTY            | CHEM<br>USED | STATUS      | FLUOR<br>START<br>DATE | POP<br>SERVED | NATURAL SYSTEMS<br>NAT OPT<br>LEVEL LEVEL |
|--|--------------------|-------------------|--------------|-------------|------------------------|---------------|---|
| PHILLIPS PET-PANTEX WS                                   | 1170005            | HUTCHINSON        |              | NATL        |                        | 1500          | 1.7                                       |
| TOTAL POPULATION SERVED BY SOURCE WATER SYSTEM - - - - - |                    |                   |              |             |                        | 1500          |   |
| PINE HARBOR SUBDIV                                       | 1580023            | MARION            |              | NATL        |                        | 912           | 0.9                                       |
| TOTAL POPULATION SERVED BY SOURCE WATER SYSTEM - - - - - |                    |                   |              |             |                        | 912           |   |
| PINK HILL WSC  | 0910034            | GRAYSON           |              | NATL        |                        | 1278          | 0.8                                       |
| TOTAL POPULATION SERVED BY SOURCE WATER SYSTEM - - - - - |                    |                   |              |             |                        | 1278          |   |
| PLAINS   | 2510002            | YOAKUM            |              | NATL        |                        | 1405          | 3.9                                       |
| TOTAL POPULATION SERVED BY SOURCE WATER SYSTEM - - - - - |                    |                   |              |             |                        | 1405          |   |
| PLAINVIEW  | 0950004            | HALE              |              | NATL        |                        | 25000         | 1.6                                       |
| TOTAL POPULATION SERVED BY SOURCE WATER SYSTEM - - - - - |                    |                   |              |             |                        | 25000         |   |
| POINT  | 1900004            | RAINS             |              | NATL        |                        | 1170          | 0.7                                       |
| TOTAL POPULATION SERVED BY SOURCE WATER SYSTEM - - - - - |                    |                   |              |             |                        | 1170          |   |
| PORT ARTHUR<br>LAKEVIEW WSC                              | 1230009<br>0960094 | JEFFERSON<br>HALL | NaSiF6       | ADJ<br>CONS | 08/53                  | 69089<br>200  | 0.7                                       |
| TOTAL POPULATION SERVED BY SOURCE WATER SYSTEM - - - - - |                    |                   |              |             |                        | 69289         |   |
| PORT NECHES  | 1230010            | JEFFERSON         | Acid         | ADJ         | 01/66                  | 15858         | 0.8                                       |
| TOTAL POPULATION SERVED BY SOURCE WATER SYSTEM - - - - - |                    |                   |              |             |                        | 15858         |   |
| POST   | 0850001            | GARZA             |              | NATL        |                        | 3970          | 1.6                                       |
| TOTAL POPULATION SERVED BY SOURCE WATER SYSTEM - - - - - |                    |                   |              |             |                        | 3970          |   |
| POTH   | 2470002            | WILSON            |              | NATL        |                        | 1455          | 0.7                                       |
| TOTAL POPULATION SERVED BY SOURCE WATER SYSTEM - - - - - |                    |                   |              |             |                        | 1455          |   |
| POTTSBORO  | 0910004            | GRAYSON           | Acid         | ADJ         | 06/85                  | 1000          | 0.8                                       |
| TOTAL POPULATION SERVED BY SOURCE WATER SYSTEM - - - - - |                    |                   |              |             |                        | 1000          |   |
| PRAIRIE HILL WSC   | 1470001            | LIMESTONE         |              | NATL        |                        | 2000          | 1.8                                       |
| TOTAL POPULATION SERVED BY SOURCE WATER SYSTEM - - - - - |                    |                   |              |             |                        | 2000          |   |

POPULATION SERVED FLUORIDATED DRINKING WATER BY SOURCE SYSTEM,  
CONSECUTIVE SYSTEM, AND COUNTY WITHIN STATE (AS OF 12/31/85)

TEXAS

| WATER SYSTEM and<br>CONSECUTIVE SYSTEMS SERVED | EPA<br>ID<br>NO | COUNTY    | CHEM<br>USED | STATUS | FLUOR<br>START<br>DATE | POP<br>SERVED | NATURAL SYSTEMS<br>NAT<br>LEVEL | OPT<br>LEVEL |
|--|-----------------|-----------|--------------|--------|------------------------|---------------|---------------------------------|--------------|
| PREMONT  | 1250003         | JIM WELLS |              | NATL   |                        | 3282          | 0.7                             |              |
| TOTAL POPULATION SERVED BY SOURCE WATER SYSTEM |                 |           |              |        |                        | 3282          |                                 |              |
| PRESIDIO WSC                                   | 1890002         | PRESIDIO  |              | NATL   |                        | 2200          | 0.8                             |              |
| TOTAL POPULATION SERVED BY SOURCE WATER SYSTEM |                 |           |              |        |                        | 2200          |                                 |              |
| PRESTONWOOD FOREST-UTILITY                     | 1010467         | HARRIS    |              | NATL   |                        | 3105          | 0.7                             |              |
| TOTAL POPULATION SERVED BY SOURCE WATER SYSTEM |                 |           |              |        |                        | 3105          |                                 |              |
| PRICE WSC                                      | 2010031         | RUSK      |              | NATL   |                        | 654           | 1.4                             |              |
| TOTAL POPULATION SERVED BY SOURCE WATER SYSTEM |                 |           |              |        |                        | 654           |                                 |              |
| QUITAQUE MWS                                   | 0230002         | BRISCOE   |              | NATL   |                        | 601           | 3.0                             |              |
| TOTAL POPULATION SERVED BY SOURCE WATER SYSTEM |                 |           |              |        |                        | 601           |                                 |              |
| RALLS  | 0540003         | CROSBY    |              | NATL   |                        | 2422          | 1.5                             |              |
| TOTAL POPULATION SERVED BY SOURCE WATER SYSTEM |                 |           |              |        |                        | 2422          |                                 |              |
| RANDOLPH AIR FORCE BASE                        | 0150115         | BEXAR     | NaF          | ADJ    | /55                    | 10501         |                                 | 0.8          |
| TOTAL POPULATION SERVED BY SOURCE WATER SYSTEM |                 |           |              |        |                        | 10501         |                                 |              |
| RANKIN   | 2310002         | UPTON     |              | NATL   |                        | 1000          | 2.3                             |              |
| TOTAL POPULATION SERVED BY SOURCE WATER SYSTEM |                 |           |              |        |                        | 1000          |                                 |              |
| RAYBURN VILLAGE UTIL CO                        | 1210014         | JASPER    |              | NATL   |                        | 1407          | 0.7                             |              |
| TOTAL POPULATION SERVED BY SOURCE WATER SYSTEM |                 |           |              |        |                        | 1407          |                                 |              |
| RAYMONDVILLE                                   | 2450001         | WILLACY   |              | NATL   |                        | 9348          | 0.8                             |              |
| TOTAL POPULATION SERVED BY SOURCE WATER SYSTEM |                 |           |              |        |                        | 9348          |                                 |              |
| RED OAK  | 0700031         | ELLIS     |              | NATL   |                        | 1990          | 1.5                             |              |
| TOTAL POPULATION SERVED BY SOURCE WATER SYSTEM |                 |           |              |        |                        | 1990          |                                 |              |
| REESE AFB                                      | 1520020         | LUBBOCK   | Acid         | ADJ    | /62                    | 3500          |                                 | 0.8          |
| TOTAL POPULATION SERVED BY SOURCE WATER SYSTEM |                 |           |              |        |                        | 3500          |                                 |              |

POPULATION SERVED FLUORIDATED DRINKING WATER BY SOURCE SYSTEM,  
CONSECUTIVE SYSTEM, AND COUNTY WITHIN STATE (AS OF 12/31/85)

**TEXAS**

| WATER SYSTEM and<br>CONSECUTIVE SYSTEMS SERVED           | EPA<br>ID<br>NO | COUNTY   | CHEM<br>USED | STATUS | FLUOR<br>START<br>DATE | POP<br>SERVED | NATURAL SYSTEMS<br>NAT<br>LEVEL | OPT<br>LEVEL |
|--|-----------------|----------|--------------|--------|------------------------|---------------|---------------------------------|--------------|
| REFUGIO  | 1960001         | REFUGIO  |              | NATL   |                        | 3500          | 1.5                             |              |
| TOTAL POPULATION SERVED BY SOURCE WATER SYSTEM - - - - - |                 |          |              |        |                        | 3500          |                                 |              |
| REFUGIO CO WCID 1  | 1960004         | REFUGIO  |              | NATL   |                        | 800           | 2.4                             |              |
| TOTAL POPULATION SERVED BY SOURCE WATER SYSTEM - - - - - |                 |          |              |        |                        | 800           |                                 |              |
| REHOBETH WSC   | 1830012         | PANOLA   |              | NATL   |                        | 786           | 4.4                             |              |
| TOTAL POPULATION SERVED BY SOURCE WATER SYSTEM - - - - - |                 |          |              |        |                        | 786           |                                 |              |
| RENDON   | 2200068         | TARRANT  |              | NATL   |                        | 2435          | 1.2                             |              |
| TOTAL POPULATION SERVED BY SOURCE WATER SYSTEM - - - - - |                 |          |              |        |                        | 2435          |                                 |              |
| RENO   | 1390013         | LAMAR    |              | NATL   |                        | 1350          | 3.5                             |              |
| TOTAL POPULATION SERVED BY SOURCE WATER SYSTEM - - - - - |                 |          |              |        |                        | 1350          |                                 |              |
| RICHLAND SPRINGS   | 2060002         | SAN SABA |              | NATL   |                        | 450           | 0.8                             |              |
| TOTAL POPULATION SERVED BY SOURCE WATER SYSTEM - - - - - |                 |          |              |        |                        | 450           |                                 |              |
| RICHMOND   | 0200035         | BRAZORIA |              | NATL   |                        | 3000          | 0.7                             |              |
| TOTAL POPULATION SERVED BY SOURCE WATER SYSTEM - - - - - |                 |          |              |        |                        | 3000          |                                 |              |
| RICHWOOD   | 0200053         | BRAZORIA |              | NATL   |                        | 1000          | 0.7                             |              |
| TOTAL POPULATION SERVED BY SOURCE WATER SYSTEM - - - - - |                 |          |              |        |                        | 1000          |                                 |              |
| RIESEL   | 1550040         | MCLENNAN |              | NATL   |                        | 800           | 1.8                             |              |
| TOTAL POPULATION SERVED BY SOURCE WATER SYSTEM - - - - - |                 |          |              |        |                        | 800           |                                 |              |
| RINGGOLD WSC   | 1690005         | MONTAGUE |              | NATL   |                        | 500           | 3.5                             |              |
| TOTAL POPULATION SERVED BY SOURCE WATER SYSTEM - - - - - |                 |          |              |        |                        | 500           |                                 |              |
| RIO HONDO  | 0310006         | CAMERON  |              | NATL   |                        | 1674          | 1.0                             |              |
| TOTAL POPULATION SERVED BY SOURCE WATER SYSTEM - - - - - |                 |          |              |        |                        | 1674          |                                 |              |
| RIVER ACRES WSC  | 1780013         | NUECES   |              | NATL   |                        | 1500          | 0.7                             |              |
| TOTAL POPULATION SERVED BY SOURCE WATER SYSTEM - - - - - |                 |          |              |        |                        | 1500          |                                 |              |



POPULATION SERVED FLUORIDATED DRINKING WATER BY SOURCE SYSTEM,  
CONSECUTIVE SYSTEM, AND COUNTY WITHIN STATE (AS OF 12/31/85)

**TEXAS**

| WATER SYSTEM and<br>CONSECUTIVE SYSTEMS SERVED           | EPA<br>ID<br>NO | COUNTY   | CHEM<br>USED | STATUS | FLUOR<br>START<br>DATE | POP<br>SERVED | NATURAL SYSTEMS<br>NAT OPT<br>LEVEL LEVEL |
|--|-----------------|----------|--------------|--------|------------------------|---------------|---|
| RIVERSIDE WSC  | 2360010         | WALKER   |              | NATL   |                        | 2100          | 0.9                                       |
| TOTAL POPULATION SERVED BY SOURCE WATER SYSTEM - - - - - |                 |          |              |        |                        | 2100          |   |
| ROANOKE  | 0610008         | DENION   |              | NATL   |                        | 1450          | 1.2                                       |
| TOTAL POPULATION SERVED BY SOURCE WATER SYSTEM - - - - - |                 |          |              |        |                        | 1450          |   |
| ROBERT LEE   | 0410002         | COKE     | NaSiF6       | ADJ    | 08/85                  | 1650          | 0.8                                       |
| TOTAL POPULATION SERVED BY SOURCE WATER SYSTEM - - - - - |                 |          |              |        |                        | 1650          |   |
| ROBINSON   | 1550010         | MCLENNAN |              | NATL   |                        | 6100          | 1.0                                       |
| TOTAL POPULATION SERVED BY SOURCE WATER SYSTEM - - - - - |                 |          |              |        |                        | 6100          |   |
| ROCKETT WSC  | 0700033         | ELLIS    |              | NATL   |                        | 5900          | 1.8                                       |
| TOTAL POPULATION SERVED BY SOURCE WATER SYSTEM - - - - - |                 |          |              |        |                        | 5900          |   |
| ROGERS   | 0140004         | BELL     |              | NATL   |                        | 1261          | 2.7                                       |
| TOTAL POPULATION SERVED BY SOURCE WATER SYSTEM - - - - - |                 |          |              |        |                        | 1261          |   |
| ROLLINGWOOD  | 2270016         | TRAVIS   |              | NATL   |                        | 905           | 0.7                                       |
| TOTAL POPULATION SERVED BY SOURCE WATER SYSTEM - - - - - |                 |          |              |        |                        | 905           |   |
| ROMA   | 2140007         | STARR    |              | NATL   |                        | 5800          | 0.8                                       |
| TOTAL POPULATION SERVED BY SOURCE WATER SYSTEM - - - - - |                 |          |              |        |                        | 5800          |   |
| ROOSEVELT ISD  | 1520123         | LUBBOCK  |              | NATL   |                        | 1189          | 2.6                                       |
| TOTAL POPULATION SERVED BY SOURCE WATER SYSTEM - - - - - |                 |          |              |        |                        | 1189          |   |
| ROSCOE   | 1770001         | NOLAN    |              | NATL   |                        | 1450          | 1.5                                       |
| TOTAL POPULATION SERVED BY SOURCE WATER SYSTEM - - - - - |                 |          |              |        |                        | 1450          |   |
| ROSS WSC   | 1550042         | MCLENNAN |              | NATL   |                        | 1350          | 0.9                                       |
| TOTAL POPULATION SERVED BY SOURCE WATER SYSTEM - - - - - |                 |          |              |        |                        | 1350          |   |
| RRA-HOWARDWICK   | 0650004         | DONLEY   |              | NATL   |                        | 720           | 1.4                                       |
| TOTAL POPULATION SERVED BY SOURCE WATER SYSTEM - - - - - |                 |          |              |        |                        | 720           |   |

POPULATION SERVED FLUORIDATED DRINKING WATER BY SOURCE SYSTEM,  
CONSECUTIVE SYSTEM, AND COUNTY WITHIN STATE (AS OF 12/31/85)

TEXAS

| WATER SYSTEM and<br>CONSECUTIVE SYSTEMS SERVED           | EPA<br>ID<br>NO | COUNTY       | CHEM<br>USED | STATUS | FLUOR<br>START<br>DATE | POP<br>SERVED | NATURAL SYSTEMS<br>NAT<br>LEVEL | OPT<br>LEVEL |
|--|-----------------|--------------|--------------|--------|------------------------|---------------|---------------------------------|--------------|
| RUSK   | 0370003         | RUSK         | Acid         | ADJ    | 09/82                  | 4800          |                                 | 0.8          |
| TOTAL POPULATION SERVED BY SOURCE WATER SYSTEM - - - - - |                 |              |              |        |                        | 4800          |                                 |              |
| SAFARI MH COMM   | 0840020         | GALVESTON    |              | NATL   |                        | 535           | 0.7                             |              |
| TOTAL POPULATION SERVED BY SOURCE WATER SYSTEM - - - - - |                 |              |              |        |                        | 535           |                                 |              |
| SAGEMEADOW MUD   | 1010386         | HARRIS       |              | NATL   |                        | 5763          | 2.3                             |              |
| TOTAL POPULATION SERVED BY SOURCE WATER SYSTEM - - - - - |                 |              |              |        |                        | 5763          |                                 |              |
| SAGINAW PK UTIL  | 2200023         | TARRANT      |              | NATL   |                        | 6500          | 1.0                             |              |
| TOTAL POPULATION SERVED BY SOURCE WATER SYSTEM - - - - - |                 |              |              |        |                        | 6500          |                                 |              |
| SALADO WSC   | 0140035         | BELL         |              | NATL   |                        | 2400          | 0.7                             |              |
| TOTAL POPULATION SERVED BY SOURCE WATER SYSTEM - - - - - |                 |              |              |        |                        | 2400          |                                 |              |
| SAN LEON MUD   | 0840063         | GALVESTON    |              | NATL   |                        | 4500          | 1.5                             |              |
| TOTAL POPULATION SERVED BY SOURCE WATER SYSTEM - - - - - |                 |              |              |        |                        | 4500          |                                 |              |
| SAN PATRICIO MWD   | 2050011         | SAN PATRICIO | Acid         | ADJ    | 05/81                  | 5040          |                                 | 0.7          |
| ARANSAS PASS   | 2050015         | SAN PATRICIO |              | CONS   |                        | 8150          |                                 |              |
| INGLESIDE  | 2050002         | SAN PATRICIO |              | CONS   |                        | 5320          |                                 |              |
| ROCKPORT   | 0040002         | SAN PATRICIO |              | CONS   |                        | 5500          |                                 |              |
| TOTAL POPULATION SERVED BY SOURCE WATER SYSTEM - - - - - |                 |              |              |        |                        | 24010         |                                 |              |
| SAND FLAT WSC  | 2120020         | SMITH        | Acid         | ADJ    | 08/83                  | 2500          |                                 | 0.8          |
| TOTAL POPULATION SERVED BY SOURCE WATER SYSTEM - - - - - |                 |              |              |        |                        | 2500          |                                 |              |
| SAND HILLS WSC   | 2100013         | SHELBY       |              | NATL   |                        | 750           | 1.1                             |              |
| TOTAL POPULATION SERVED BY SOURCE WATER SYSTEM - - - - - |                 |              |              |        |                        | 750           |                                 |              |
| SARDIS LONE ELM WSC                                      | 0700034         | ELLIS        |              | NATL   |                        | 4800          | 1.6                             |              |
| TOTAL POPULATION SERVED BY SOURCE WATER SYSTEM - - - - - |                 |              |              |        |                        | 4800          |                                 |              |
| SAVOY  | 0740006         | FANNIN       |              | NATL   |                        | 825           | 1.1                             |              |
| TOTAL POPULATION SERVED BY SOURCE WATER SYSTEM - - - - - |                 |              |              |        |                        | 825           |                                 |              |

POPULATION SERVED FLUORIDATED DRINKING WATER BY SOURCE SYSTEM,  
CONSECUTIVE SYSTEM, AND COUNTY WITHIN STATE (AS OF 12/31/85)

TEXAS

| WATER SYSTEM and<br>CONSECUTIVE SYSTEMS SERVED           | EPA<br>ID<br>NO | COUNTY    | CHEM<br>USED | STATUS | FLUOR<br>START<br>DATE | POP<br>SERVED | NATURAL SYSTEMS<br>NAT<br>LEVEL | OPT<br>LEVEL |
|--|-----------------|-----------|--------------|--------|------------------------|---------------|---------------------------------|--------------|
| SEABROOK   | 1010062         | HARRIS    |              | NATL   |                        | 5352          | 1.1                             |              |
| TOTAL POPULATION SERVED BY SOURCE WATER SYSTEM - - - - - |                 |           |              |        |                        | 5352          |                                 |              |
| SEADRIFT   | 0290004         | CALHOUN   |              | NATL   |                        | 1285          | 0.9                             |              |
| TOTAL POPULATION SERVED BY SOURCE WATER SYSTEM - - - - - |                 |           |              |        |                        | 1285          |                                 |              |
| SEAGRAVES  | 0830001         | GAINES    |              | NATL   |                        | 2443          | 4.9                             |              |
| TOTAL POPULATION SERVED BY SOURCE WATER SYSTEM - - - - - |                 |           |              |        |                        | 2443          |                                 |              |
| SEMINOLE   | 0830012         | GAINES    |              | NATL   |                        | 6100          | 4.2                             |              |
| TOTAL POPULATION SERVED BY SOURCE WATER SYSTEM - - - - - |                 |           |              |        |                        | 6100          |                                 |              |
| SEQUIN   | 0940002         | GUADALUPE | Acid         | ADJ    | /74                    | 18000         |                                 | 0.8          |
| TOTAL POPULATION SERVED BY SOURCE WATER SYSTEM - - - - - |                 |           |              |        |                        | 18000         |                                 |              |
| SEYMOUR  | 0120001         | BAYLOR    |              | NATL   |                        | 3754          | 1.2                             |              |
| TOTAL POPULATION SERVED BY SOURCE WATER SYSTEM - - - - - |                 |           |              |        |                        | 3754          |                                 |              |
| SHALLOWATER  | 1520003         | LUBBOCK   |              | NATL   |                        | 2100          | 5.0                             |              |
| TOTAL POPULATION SERVED BY SOURCE WATER SYSTEM - - - - - |                 |           |              |        |                        | 2100          |                                 |              |
| SHELBYVILLE WSC  | 2100014         | SHELBY    |              | NATL   |                        | 639           | 0.9                             |              |
| TOTAL POPULATION SERVED BY SOURCE WATER SYSTEM - - - - - |                 |           |              |        |                        | 639           |                                 |              |
| SHEPPARD AIR FORCE BASE                                  | 2430007         | WICHITA   |              | ADJ    |                        | 13500         |                                 | 0.9          |
| TOTAL POPULATION SERVED BY SOURCE WATER SYSTEM - - - - - |                 |           |              |        |                        | 13500         |                                 |              |
| SHERMAN  | 0910006         | GRAYSON   |              | NATL   |                        | 31114         | 0.9                             |              |
| TOTAL POPULATION SERVED BY SOURCE WATER SYSTEM - - - - - |                 |           |              |        |                        | 31114         |                                 |              |
| SHERWOOD SHORES  | 0910040         | GRAYSON   |              | NATL   |                        | 750           | 1.2                             |              |
| TOTAL POPULATION SERVED BY SOURCE WATER SYSTEM - - - - - |                 |           |              |        |                        | 750           |                                 |              |
| SHINER   | 1430003         | LAVACA    |              | NATL   |                        | 2244          | 0.8                             |              |
| TOTAL POPULATION SERVED BY SOURCE WATER SYSTEM - - - - - |                 |           |              |        |                        | 2244          |                                 |              |

POPULATION SERVED FLUORIDATED DRINKING WATER BY SOURCE SYSTEM,  
CONSECUTIVE SYSTEM, AND COUNTY WITHIN STATE (AS OF 12/31/85)

TEXAS

| WATER SYSTEM and<br>CONSECUTIVE SYSTEMS SERVED           | EPA<br>ID<br>NO | COUNTY       | CHEM<br>USED | STATUS | FLUOR<br>START<br>DATE | POP<br>SERVED | NATURAL SYSTEMS<br>NAT<br>LEVEL | OPT<br>LEVEL |
|--|-----------------|--------------|--------------|--------|------------------------|---------------|---------------------------------|--------------|
| SIESTA PLAZA MHP   | 1910003         | RANDALL      |              | NATL   |                        | 600           | 2.3                             |              |
| TOTAL POPULATION SERVED BY SOURCE WATER SYSTEM - - - - - |                 |              |              |        |                        | 600           |                                 |              |
| SIESTA SHORES WATERWORKS                                 | 2530804         | ZAPATA       |              | NATL   |                        | 650           | 0.7                             |              |
| TOTAL POPULATION SERVED BY SOURCE WATER SYSTEM - - - - - |                 |              |              |        |                        | 650           |                                 |              |
| SILVERTON MWS  | 0230001         | BRISCOE      |              | NATL   |                        | 850           | 3.9                             |              |
| TOTAL POPULATION SERVED BY SOURCE WATER SYSTEM - - - - - |                 |              |              |        |                        | 850           |                                 |              |
| SINTON   | 2050006         | SAN PATRICIO |              | NATL   |                        | 6500          | 0.8                             |              |
| TOTAL POPULATION SERVED BY SOURCE WATER SYSTEM - - - - - |                 |              |              |        |                        | 6500          |                                 |              |
| SLATON   | 1520004         | LUBBOCK      |              | NATL   |                        | 6804          | 0.8                             |              |
| TOTAL POPULATION SERVED BY SOURCE WATER SYSTEM - - - - - |                 |              |              |        |                        | 6804          |                                 |              |
| SLOCUM WSC   | 0010028         | ANDERSON     | NaF          | ADJ    | 10/84                  | 1360          |                                 | 0.8          |
| TOTAL POPULATION SERVED BY SOURCE WATER SYSTEM - - - - - |                 |              |              |        |                        | 1360          |                                 |              |
| SOMERVILLE   | 0260002         | BROOKS       |              | NATL   |                        | 2190          | 0.7                             |              |
| TOTAL POPULATION SERVED BY SOURCE WATER SYSTEM - - - - - |                 |              |              |        |                        | 2190          |                                 |              |
| SOUTH ELLIS CO WSC                                       | 0700043         | ELLIS        |              | NATL   |                        | 750           | 2.0                             |              |
| TOTAL POPULATION SERVED BY SOURCE WATER SYSTEM - - - - - |                 |              |              |        |                        | 750           |                                 |              |
| SOUTH GRAYSON WSC  | 0910064         | GRAYSON      |              | NATL   |                        | 2810          | 1.4                             |              |
| TOTAL POPULATION SERVED BY SOURCE WATER SYSTEM - - - - - |                 |              |              |        |                        | 2810          |                                 |              |
| SOUTH RUSK CO WSC  | 2010039         | RUSK         |              | NATL   |                        | 750           | 0.8                             |              |
| TOTAL POPULATION SERVED BY SOURCE WATER SYSTEM - - - - - |                 |              |              |        |                        | 750           |                                 |              |
| SOUTH TAWAKONI WSC                                       | 2340019         | VAN ZANDT    | Acid         | ADJ    | 03/81                  | 3600          |                                 | 0.8          |
| TOTAL POPULATION SERVED BY SOURCE WATER SYSTEM - - - - - |                 |              |              |        |                        | 3600          |                                 |              |
| SOUTH TEXAS NUCLEAR PROJECT                              | 1610051         | MATAGORDA    |              | NATL   |                        | 1000          | 1.0                             |              |
| TOTAL POPULATION SERVED BY SOURCE WATER SYSTEM - - - - - |                 |              |              |        |                        | 1000          |                                 |              |

POPULATION SERVED FLUORIDATED DRINKING WATER BY SOURCE SYSTEM,  
 CONSECUTIVE SYSTEM, AND COUNTY WITHIN STATE (AS OF 12/31/85)

TEXAS

| WATER SYSTEM and<br>CONSECUTIVE SYSTEMS SERVED           | EPA<br>ID<br>NO | COUNTY     | CHEM<br>USED | STATUS | FLUOR<br>START<br>DATE | POP<br>SERVED | NATURAL SYSTEMS<br>NAT OPT<br>LEVEL LEVEL |
|--|-----------------|------------|--------------|--------|------------------------|---------------|---|
| SOUTHLAKE  | 2200075         | TARRANT    |              | NATL   |                        | 4600          | 1.0                                       |
| TOTAL POPULATION SERVED BY SOURCE WATER SYSTEM - - - - - |                 |            |              |        |                        | 4600          |   |
| SOUTHMAYD  | 0910045         | GRAYSON    |              | NATL   |                        | 230           | 0.7                                       |
| TOTAL POPULATION SERVED BY SOURCE WATER SYSTEM - - - - - |                 |            |              |        |                        | 230           |   |
| SOUTHWEST FANNIN WSC                                     | 0740031         | FANNIN     |              | NATL   |                        | 1900          | 1.3                                       |
| TOTAL POPULATION SERVED BY SOURCE WATER SYSTEM - - - - - |                 |            |              |        |                        | 1900          |   |
| SPEARMAN MWS   | 0980001         | HANSFORD   |              | NATL   |                        | 3418          | 1.6                                       |
| TOTAL POPULATION SERVED BY SOURCE WATER SYSTEM - - - - - |                 |            |              |        |                        | 3418          |   |
| SPRING CREEK UD  | 1700133         | MONTGOMERY |              | NATL   |                        | 1500          | 0.8                                       |
| TOTAL POPULATION SERVED BY SOURCE WATER SYSTEM - - - - - |                 |            |              |        |                        | 1500          |   |
| SPRING VALLEY WSC  | 1550044         | MCLENNAN   |              | NATL   |                        | 700           | 2.2                                       |
| TOTAL POPULATION SERVED BY SOURCE WATER SYSTEM - - - - - |                 |            |              |        |                        | 700           |   |
| SPRINGTOWN   | 1840003         | PARKER     |              | NATL   |                        | 2150          | 0.9                                       |
| TOTAL POPULATION SERVED BY SOURCE WATER SYSTEM - - - - - |                 |            |              |        |                        | 2150          |   |
| SPUR   | 0630012         | DICKENS    |              | NATL   |                        | 1690          | 1.0                                       |
| TOTAL POPULATION SERVED BY SOURCE WATER SYSTEM - - - - - |                 |            |              |        |                        | 1690          |   |
| STAMFORD   | 1270003         | JONES      | NaSiF6       | ADJ    | 01/84                  | 6000          | 0.8                                       |
| TOTAL POPULATION SERVED BY SOURCE WATER SYSTEM - - - - - |                 |            |              |        |                        | 6000          |   |
| STANTON  | 1590001         | MARTIN     |              | NATL   |                        | 2322          | 0.8                                       |
| TOTAL POPULATION SERVED BY SOURCE WATER SYSTEM - - - - - |                 |            |              |        |                        | 2322          |   |
| STARR CO WCID 2  | 2140028         | STARR      |              | NATL   |                        | 6000          | 0.8                                       |
| TOTAL POPULATION SERVED BY SOURCE WATER SYSTEM - - - - - |                 |            |              |        |                        | 6000          |   |
| STARR WSC  | 0910046         | GRAYSON    |              | NATL   |                        | 1500          | 1.0                                       |
| TOTAL POPULATION SERVED BY SOURCE WATER SYSTEM - - - - - |                 |            |              |        |                        | 1500          |   |

POPULATION SERVED FLUORIDATED DRINKING WATER BY SOURCE SYSTEM,  
CONSECUTIVE SYSTEM, AND COUNTY WITHIN STATE (AS OF 12/31/85)

# TEXAS

| WATER SYSTEM and<br>CONSECUTIVE SYSTEMS SERVED           | EPA<br>ID<br>NO | COUNTY     | CHEM<br>USED | STATUS | FLUOR<br>START<br>DATE | POP<br>SERVED | NATURAL SYSTEMS<br>NAT OPT<br>LEVEL LEVEL |
|--|-----------------|------------|--------------|--------|------------------------|---------------|---|
| STERLING   | 2160001         | STERLING   |              | NATL   |                        | 1000          | 1.0                                       |
| TOTAL POPULATION SERVED BY SOURCE WATER SYSTEM - - - - - |                 |            |              |        |                        | 1000          |   |
| STINNETT MWS   | 1170003         | HUTCHINSON |              | NATL   |                        | 2000          | 1.5                                       |
| TOTAL POPULATION SERVED BY SOURCE WATER SYSTEM - - - - - |                 |            |              |        |                        | 2000          |   |
| STRATFORD  | 2110001         | SHERMAN    |              | NATL   |                        | 1800          | 1.4                                       |
| TOTAL POPULATION SERVED BY SOURCE WATER SYSTEM - - - - - |                 |            |              |        |                        | 1800          |   |
| SUDAN  | 1400005         | LAMB       |              | NATL   |                        | 1184          | 1.1                                       |
| TOTAL POPULATION SERVED BY SOURCE WATER SYSTEM - - - - - |                 |            |              |        |                        | 1184          |   |
| SULPHUR SPRINGS  | 1120002         | HOPKINS    | Acid         | ADJ    | 01/67                  | 17028         | 0.8                                       |
| BRASHER WSC  | 1120010         | HOPKINS    |              | CONS   |                        | 762           |   |
| BRINKER  | 1120011         | HOPKINS    |              | CONS   |                        | 1524          |   |
| GAFFORD CHAPEL WSC                                       | 1120014         | HOPKINS    |              | CONS   |                        | 990           |   |
| MARTIN SPRINGS WSC                                       | 1120015         | HOPKINS    |              | CONS   |                        | 2220          |   |
| NORTH HOPKINS WSC  | 1120017         | HOPKINS    |              | CONS   |                        | 4080          |   |
| SHADY GROVE 2 WSC  | 1120020         | HOPKINS    |              | CONS   |                        | 465           |   |
| TOTAL POPULATION SERVED BY SOURCE WATER SYSTEM - - - - - |                 |            |              |        |                        | 27069         |   |
| SUNDOWN  | 1100003         | HOCKLEY    |              | NATL   |                        | 1800          | 2.3                                       |
| TOTAL POPULATION SERVED BY SOURCE WATER SYSTEM - - - - - |                 |            |              |        |                        | 1800          |   |
| SUNRAY MWS   | 1710002         | MOORE      |              | NATL   |                        | 1962          | 1.2                                       |
| TOTAL POPULATION SERVED BY SOURCE WATER SYSTEM - - - - - |                 |            |              |        |                        | 1962          |   |
| SWEETWATER   | 1770002         | NOLAN      | NaSiF6       | ADJ    | 10/51                  | 11500         | 0.8                                       |
| BITTERCREEK WSC  | 1770004         | NOLAN      |              | CONS   |                        | 3300          |   |
| ROBY   | 0760001         | FISHER     |              | CONS   |                        | 814           |   |
| SYLVESTER-MCCAULEY WSC                                   | 0760012         | FISHER     |              | CONS   |                        | 800           |   |
| TRENT  | 2210009         | TAYLOR     |              | CONS   |                        | 400           |   |
| TOTAL POPULATION SERVED BY SOURCE WATER SYSTEM - - - - - |                 |            |              |        |                        | 16814         |   |
| T D C RETREIVE UNIT                                      | 0200046         | BRAZORIA   |              | NATL   |                        | 1050          | 0.7                                       |
| TOTAL POPULATION SERVED BY SOURCE WATER SYSTEM - - - - - |                 |            |              |        |                        | 1050          |   |
| TAHOKA   | 1530002         | LYNN       |              | NATL   |                        | 3265          | 0.7                                       |
| TOTAL POPULATION SERVED BY SOURCE WATER SYSTEM - - - - - |                 |            |              |        |                        | 3265          |   |

POPULATION SERVED FLUORIDATED DRINKING WATER BY SOURCE SYSTEM,  
CONSECUTIVE SYSTEM, AND COUNTY WITHIN STATE (AS OF 12/31/85)

TEXAS

| WATER SYSTEM and<br>CONSECUTIVE SYSTEMS SERVED           | EPA<br>ID<br>NO | COUNTY     | CHEM<br>USED | STATUS | FLUOR<br>START<br>DATE | POP<br>SERVED | NATURAL SYSTEMS<br>NAT<br>LEVEL | OPT<br>LEVEL |
|--|-----------------|------------|--------------|--------|------------------------|---------------|---------------------------------|--------------|
| TATUM  | 2010034         | RUSK       |              | NATL   |                        | 1500          | 1.5                             |              |
| TOTAL POPULATION SERVED BY SOURCE WATER SYSTEM - - - - - |                 |            |              |        |                        | 1500          |                                 |              |
| TAYLOR   | 2460004         | WILLIAMSON |              | NATL   |                        | 12000         | 3.0                             |              |
| TOTAL POPULATION SERVED BY SOURCE WATER SYSTEM - - - - - |                 |            |              |        |                        | 12000         |                                 |              |
| TAYLOR CO FSWD 1 TUSCOLA                                 | 2210010         | TAYLOR     |              | NATL   |                        | 800           | 0.7                             |              |
| TOTAL POPULATION SERVED BY SOURCE WATER SYSTEM - - - - - |                 |            |              |        |                        | 800           |                                 |              |
| TAYLOR'S VALLEY WSC                                      | 0140036         | BELL       |              | NATL   |                        | 550           | 2.1                             |              |
| TOTAL POPULATION SERVED BY SOURCE WATER SYSTEM - - - - - |                 |            |              |        |                        | 550           |                                 |              |
| TDH-COMFORT STATION-I-10                                 | 1330040         | KERR       |              | NATL   |                        | 800           | 1.3                             |              |
| TOTAL POPULATION SERVED BY SOURCE WATER SYSTEM - - - - - |                 |            |              |        |                        | 800           |                                 |              |
| TENAHA   | 2100002         | SHELBY     |              | NATL   |                        | 1500          | 1.5                             |              |
| TOTAL POPULATION SERVED BY SOURCE WATER SYSTEM - - - - - |                 |            |              |        |                        | 1500          |                                 |              |
| TERRELL  | 1290006         | KAUFMAN    | NaSiF6       | ADJ    | 12/58                  | 22000         |                                 | 0.8          |
| ABLE SPRINGS WSC   | 1290010         | KAUFMAN    |              | CONS   |                        | 1800          |                                 |              |
| COLLEGE MOUND  | 1290012         | KAUFMAN    |              | CONS   |                        | 4500          |                                 |              |
| LAWRENCE   | 1290018         | KAUFMAN    |              | CONS   |                        | 400           |                                 |              |
| POETRY   | 1290022         | KAUFMAN    |              | CONS   |                        | 1800          |                                 |              |
| ROSE HILL  | 1290023         | KAUFMAN    |              | CONS   |                        | 2100          |                                 |              |
| TOTAL POPULATION SERVED BY SOURCE WATER SYSTEM - - - - - |                 |            |              |        |                        | 32600         |                                 |              |
| TEXLINE  | 0560002         | DALLAM     |              | NATL   |                        | 470           | 1.0                             |              |
| TOTAL POPULATION SERVED BY SOURCE WATER SYSTEM - - - - - |                 |            |              |        |                        | 470           |                                 |              |
| TIMPSON  | 2100003         | SHELBY     |              | NATL   |                        | 1605          | 1.1                             |              |
| TOTAL POPULATION SERVED BY SOURCE WATER SYSTEM - - - - - |                 |            |              |        |                        | 1605          |                                 |              |
| TIMPSON RURAL WSC  | 2100015         | SHELBY     |              | NATL   |                        | 1557          | 1.1                             |              |
| TOTAL POPULATION SERVED BY SOURCE WATER SYSTEM - - - - - |                 |            |              |        |                        | 1557          |                                 |              |
| TOM BEAN   | 0910008         | GRAYSON    |              | NATL   |                        | 1000          | 1.6                             |              |
| TOTAL POPULATION SERVED BY SOURCE WATER SYSTEM - - - - - |                 |            |              |        |                        | 1000          |                                 |              |

POPULATION SERVED FLUORIDATED DRINKING WATER BY SOURCE SYSTEM,  
 CONSECUTIVE SYSTEM, AND COUNTY WITHIN STATE (AS OF 12/31/85)

TEXAS

| WATER SYSTEM and<br>CONSECUTIVE SYSTEMS SERVED           | EPA<br>ID<br>NO | COUNTY     | CHEM<br>USED | STATUS | FLUOR<br>START<br>DATE | POP<br>SERVED | NATURAL<br>NAT<br>LEVEL | SYSTEMS<br>OPT<br>LEVEL |
|--|-----------------|------------|--------------|--------|------------------------|---------------|-------------------------|-------------------------|
| TOM GREEN CO FWS 1                                       | 2260003         | TOM GREEN  |              | NATL   |                        | 850           | 0.8                     |                         |
| TOTAL POPULATION SERVED BY SOURCE WATER SYSTEM - - - - - |                 |            |              |        |                        | 850           |                         |                         |
| TOYAH  | 1950004         | REEVES     |              | NATL   |                        | 220           | 1.4                     |                         |
| TOTAL POPULATION SERVED BY SOURCE WATER SYSTEM - - - - - |                 |            |              |        |                        | 220           |                         |                         |
| TRAIL DUST CITY  | 0610055         | DENTON     |              | NATL   |                        | 800           | 0.7                     |                         |
| TOTAL POPULATION SERVED BY SOURCE WATER SYSTEM - - - - - |                 |            |              |        |                        | 800           |                         |                         |
| TRAVIS CO WCID 17  | 2270027         | TRAVIS     | Acid         | ADJ    | 03/85                  | 2500          |                         | 0.8                     |
| TOTAL POPULATION SERVED BY SOURCE WATER SYSTEM - - - - - |                 |            |              |        |                        | 2500          |                         |                         |
| TRENTON  | 0700009         | FANNIN     |              | NATL   |                        | 800           | 1.4                     |                         |
| TOTAL POPULATION SERVED BY SOURCE WATER SYSTEM - - - - - |                 |            |              |        |                        | 800           |                         |                         |
| TRI CITY WC  | 1170012         | HUTCHINSON |              | NATL   |                        | 4000          | 1.7                     |                         |
| TOTAL POPULATION SERVED BY SOURCE WATER SYSTEM - - - - - |                 |            |              |        |                        | 4000          |                         |                         |
| TRI COUNTY WSC   | 0730004         | FALLS      |              | NATL   |                        | 3600          | 3.1                     |                         |
| TOTAL POPULATION SERVED BY SOURCE WATER SYSTEM - - - - - |                 |            |              |        |                        | 3600          |                         |                         |
| TROUP  | 2120003         | SMITH      |              | NATL   |                        | 1900          | 1.0                     |                         |
| TOTAL POPULATION SERVED BY SOURCE WATER SYSTEM - - - - - |                 |            |              |        |                        | 1900          |                         |                         |
| TROY   | 0140037         | BELL       |              | NATL   |                        | 1500          | 1.0                     |                         |
| TOTAL POPULATION SERVED BY SOURCE WATER SYSTEM - - - - - |                 |            |              |        |                        | 1500          |                         |                         |
| TUCKER WSC   | 0010029         | ANDERSON   |              | NATL   |                        | 1038          | 1.2                     |                         |
| TOTAL POPULATION SERVED BY SOURCE WATER SYSTEM - - - - - |                 |            |              |        |                        | 1038          |                         |                         |
| TULIA MWS  | 2190003         | SWISHER    |              | NATL   |                        | 4452          | 1.7                     |                         |
| TOTAL POPULATION SERVED BY SOURCE WATER SYSTEM - - - - - |                 |            |              |        |                        | 4452          |                         |                         |
| TURKEY MWS   | 0960003         | HALL       |              | NATL   |                        | 600           | 1.5                     |                         |
| TOTAL POPULATION SERVED BY SOURCE WATER SYSTEM - - - - - |                 |            |              |        |                        | 600           |                         |                         |



POPULATION SERVED FLUORIDATED DRINKING WATER BY SOURCE SYSTEM,  
CONSECUTIVE SYSTEM, AND COUNTY WITHIN STATE (AS OF 12/31/85)

TEXAS

| WATER SYSTEM and<br>CONSECUTIVE SYSTEMS SERVED           | EPA<br>ID<br>NO | COUNTY    | CHEM<br>USED | STATUS | FLUOR<br>START<br>DATE | POP<br>SERVED | NATURAL SYSTEMS |              |
|--|-----------------|-----------|--------------|--------|------------------------|---------------|-----------------|--------------|
|  |                 |           |              |        |                        |               | NAT<br>LEVEL    | OPT<br>LEVEL |
| TYLER  | 2120004         | SMITH     | Acid         | ADJ    | 01/52                  | 81243         |                 | 0.8          |
| TOTAL POPULATION SERVED BY SOURCE WATER SYSTEM - - - - - |                 |           |              |        |                        | 81243         |                 |              |
| UGRA-KERRVILLE   | 1330108         | KERR      | Acid         | ADJ    | 06/82                  | 15030         |                 | 0.8          |
| TOTAL POPULATION SERVED BY SOURCE WATER SYSTEM - - - - - |                 |           |              |        |                        | 15030         |                 |              |
| UNION CARBIDE CORP                                       | 0840043         | GALVESTON |              | NATL   |                        | 2500          |                 | 0.7          |
| TOTAL POPULATION SERVED BY SOURCE WATER SYSTEM - - - - - |                 |           |              |        |                        | 2500          |                 |              |
| UNION WSC  | 2140004         | STARR     |              | NATL   |                        | 2500          |                 | 0.7          |
| TOTAL POPULATION SERVED BY SOURCE WATER SYSTEM - - - - - |                 |           |              |        |                        | 2500          |                 |              |
| UNION-FLUVANNA WSC                                       | 2080002         | SCURRY    |              | NATL   |                        | 730           |                 | 1.0          |
| TOTAL POPULATION SERVED BY SOURCE WATER SYSTEM - - - - - |                 |           |              |        |                        | 730           |                 |              |
| USD OF JUSTICE FCI LATUNA                                | 0710076         | EL PASO   |              | NATL   |                        | 1000          |                 | 1.3          |
| TOTAL POPULATION SERVED BY SOURCE WATER SYSTEM - - - - - |                 |           |              |        |                        | 1000          |                 |              |
| UTIL.DEVEL. & RESEARCH, INC                              | 1370007         | KLEBERG   |              | NATL   |                        | 800           |                 | 0.7          |
| TOTAL POPULATION SERVED BY SOURCE WATER SYSTEM - - - - - |                 |           |              |        |                        | 800           |                 |              |
| VALLEY MILLS   | 0180003         | BOSQUE    |              | NATL   |                        | 1600          |                 | 0.8          |
| TOTAL POPULATION SERVED BY SOURCE WATER SYSTEM - - - - - |                 |           |              |        |                        | 1600          |                 |              |
| VAN ALSTYNE  | 0910009         | GRAYSON   |              | NATL   |                        | 2185          |                 | 1.6          |
| TOTAL POPULATION SERVED BY SOURCE WATER SYSTEM - - - - - |                 |           |              |        |                        | 2185          |                 |              |
| VAN HORN   | 5500001         | CULBERSON |              | NATL   |                        | 3600          |                 | 2.3          |
| TOTAL POPULATION SERVED BY SOURCE WATER SYSTEM - - - - - |                 |           |              |        |                        | 3600          |                 |              |
| VERONA WSC   | 0400048         | COLLIN    |              | NATL   |                        | 1200          |                 | 0.8          |
| TOTAL POPULATION SERVED BY SOURCE WATER SYSTEM - - - - - |                 |           |              |        |                        | 1200          |                 |              |
| VICTORIA   | 2350002         | VICTORIA  | Acid         | ADJ    | 05/85                  | 58100         |                 | 0.8          |
| TOTAL POPULATION SERVED BY SOURCE WATER SYSTEM - - - - - |                 |           |              |        |                        | 58100         |                 |              |

POPULATION SERVED FLUORIDATED DRINKING WATER BY SOURCE SYSTEM,  
CONSECUTIVE SYSTEM, AND COUNTY WITHIN STATE (AS OF 12/31/85)

TEXAS

| WATER SYSTEM and<br>CONSECUTIVE SYSTEMS SERVED           | EPA<br>ID<br>NO | COUNTY   | CHEM<br>USED | STATUS | FLUOR<br>START<br>DATE | POP<br>SERVED | NATURAL SYSTEMS<br>NAT<br>LEVEL | OPT<br>LEVEL |
|--|-----------------|----------|--------------|--------|------------------------|---------------|---------------------------------|--------------|
| WACO   | 1550008         | MCLENNAN | NaSiF6       | ADJ    | 10/72                  | 116914        |                                 | 0.8          |
| TOTAL POPULATION SERVED BY SOURCE WATER SYSTEM - - - - - |                 |          |              |        |                        | 116914        |                                 |              |
| WALNUT CREEK WSC   | 1840008         | PARKER   |              | NATL   |                        | 4500          |                                 | 0.7          |
| TOTAL POPULATION SERVED BY SOURCE WATER SYSTEM - - - - - |                 |          |              |        |                        | 4500          |                                 |              |
| WALSTON SPRINGS WSC                                      | 0010030         | ANDERSON | NaF          | ADJ    | 08/85                  | 2694          |                                 | 0.8          |
| TOTAL POPULATION SERVED BY SOURCE WATER SYSTEM - - - - - |                 |          |              |        |                        | 2694          |                                 |              |
| WAXAHACHIE   | 0700008         | ELLIS    | Acid         | ADJ    | 03/84                  | 14900         |                                 | 0.8          |
| TOTAL POPULATION SERVED BY SOURCE WATER SYSTEM - - - - - |                 |          |              |        |                        | 14900         |                                 |              |
| WEATHERFORD  | 1840005         | PARKER   | Acid         | ADJ    | 03/75                  | 13400         |                                 | 0.8          |
| TOTAL POPULATION SERVED BY SOURCE WATER SYSTEM - - - - - |                 |          |              |        |                        | 13400         |                                 |              |
| WEINERT  | 1040004         | HASKELL  |              | NATL   |                        | 253           |                                 | 1.4          |
| TOTAL POPULATION SERVED BY SOURCE WATER SYSTEM - - - - - |                 |          |              |        |                        | 253           |                                 |              |
| WELLS  | 0370004         | CHEROKEE |              | NATL   |                        | 1112          |                                 | 0.8          |
| TOTAL POPULATION SERVED BY SOURCE WATER SYSTEM - - - - - |                 |          |              |        |                        | 1112          |                                 |              |
| WEST   | 1550009         | MCLENNAN |              | NATL   |                        | 2630          |                                 | 1.0          |
| TOTAL POPULATION SERVED BY SOURCE WATER SYSTEM - - - - - |                 |          |              |        |                        | 2630          |                                 |              |
| WEST BRAZOS WSC  | 0730021         | FALLS    |              | NATL   |                        | 1000          |                                 | 1.4          |
| TOTAL POPULATION SERVED BY SOURCE WATER SYSTEM - - - - - |                 |          |              |        |                        | 1000          |                                 |              |
| WEST DELTA WSC   | 0600017         | DELTA    |              | NATL   |                        | 11040         |                                 | 0.9          |
| TOTAL POPULATION SERVED BY SOURCE WATER SYSTEM - - - - - |                 |          |              |        |                        | 11040         |                                 |              |
| WEST GREGG WSC   | 0920022         | GREGG    |              | NATL   |                        | 2988          |                                 | 1.0          |
| TOTAL POPULATION SERVED BY SOURCE WATER SYSTEM - - - - - |                 |          |              |        |                        | 2988          |                                 |              |
| WEST JACKSONVILLE WSC                                    | 0370036         | CHEROKEE |              | NATL   |                        | 1011          |                                 | 1.0          |
| TOTAL POPULATION SERVED BY SOURCE WATER SYSTEM - - - - - |                 |          |              |        |                        | 1011          |                                 |              |

POPULATION SERVED FLUORIDATED DRINKING WATER BY SOURCE SYSTEM,  
 CONSECUTIVE SYSTEM, AND COUNTY WITHIN STATE (AS OF 12/31/85)

**TEXAS**

| WATER SYSTEM and<br>CONSECUTIVE SYSTEMS SERVED           | EPA<br>ID<br>NO | COUNTY    | CHEM<br>USED | STATUS | FLUOR<br>START<br>DATE | POP<br>SERVED | NATURAL SYSTEMS<br>NAT<br>LEVEL | OPT<br>LEVEL |
|--|-----------------|-----------|--------------|--------|------------------------|---------------|---------------------------------|--------------|
| WEST LEONARD WSC   | 0740034         | FANNIN    |              | NATL   |                        | 700           | 1.2                             |              |
| TOTAL POPULATION SERVED BY SOURCE WATER SYSTEM - - - - - |                 |           |              |        |                        | 700           |                                 |              |
| WESTERN HILLS WS   | 1550072         | MCLENNAN  |              | NATL   |                        | 1125          | 1.7                             |              |
| TOTAL POPULATION SERVED BY SOURCE WATER SYSTEM - - - - - |                 |           |              |        |                        | 1125          |                                 |              |
| WHISKERS RETREAT   | 1160065         | HUNT      |              | NATL   |                        | 700           | 1.3                             |              |
| TOTAL POPULATION SERVED BY SOURCE WATER SYSTEM - - - - - |                 |           |              |        |                        | 700           |                                 |              |
| WHITE DEER MWS   | 0330003         | CARSON    |              | NATL   |                        | 1201          | 0.7                             |              |
| TOTAL POPULATION SERVED BY SOURCE WATER SYSTEM - - - - - |                 |           |              |        |                        | 1201          |                                 |              |
| WHITE FACE   | 0400002         | COCHRAN   |              | NATL   |                        | 450           | 3.0                             |              |
| TOTAL POPULATION SERVED BY SOURCE WATER SYSTEM - - - - - |                 |           |              |        |                        | 450           |                                 |              |
| WHITE RIVER MUD  | 0540015         | CROSBY    |              | NATL   |                        | 735           | 2.2                             |              |
| TOTAL POPULATION SERVED BY SOURCE WATER SYSTEM - - - - - |                 |           |              |        |                        | 735           |                                 |              |
| WHITE SHED WSC   | 0740035         | FANNIN    |              | NATL   |                        | 1450          | 1.4                             |              |
| TOTAL POPULATION SERVED BY SOURCE WATER SYSTEM - - - - - |                 |           |              |        |                        | 1450          |                                 |              |
| WHITEWRIGHT  | 0910011         | GRAYSON   |              | NATL   |                        | 2100          | 1.5                             |              |
| TOTAL POPULATION SERVED BY SOURCE WATER SYSTEM - - - - - |                 |           |              |        |                        | 2100          |                                 |              |
| WICHITA FALLS  | 2430001         | WICHITA   | Acid         | ADJ    | 07/73                  | 88000         |                                 | 0.8          |
| ARCHER CO MUD 1  | 0050014         | ARCHER    |              | CONS   |                        | 660           |                                 |              |
| BURKBURNETT  | 2430005         | WICHITA   |              | CONS   |                        | 12900         |                                 |              |
| HOLLIDAY   | 0050002         | ARCHER    |              | CONS   |                        | 1450          |                                 |              |
| SCOTLAND   | 0050003         | ARCHER    |              | CONS   |                        | 650           |                                 |              |
| WINDTHORST   | 0050013         | ARCHER    |              | CONS   |                        | 865           |                                 |              |
| TOTAL POPULATION SERVED BY SOURCE WATER SYSTEM - - - - - |                 |           |              |        |                        | 104525        |                                 |              |
| WICKETT  | 2380002         | WARD      |              | NATL   |                        | 800           | 1.7                             |              |
| TOTAL POPULATION SERVED BY SOURCE WATER SYSTEM - - - - - |                 |           |              |        |                        | 800           |                                 |              |
| WILLS POINT  | 2340005         | VAN ZANDT | Acid         | ADJ    | 08/80                  | 2636          |                                 | 0.8          |
| TOTAL POPULATION SERVED BY SOURCE WATER SYSTEM - - - - - |                 |           |              |        |                        | 2636          |                                 |              |

POPULATION SERVED FLUORIDATED DRINKING WATER BY SOURCE SYSTEM,  
CONSECUTIVE SYSTEM, AND COUNTY WITHIN STATE (AS OF 12/31/85)

TEXAS

| WATER SYSTEM and<br>CONSECUTIVE SYSTEMS SERVED           | EPA<br>ID<br>NO | COUNTY   | CHEM<br>USED | STATUS | FLUOR<br>START<br>DATE | POP<br>SERVED | NATURAL SYSTEMS<br>NAT<br>LEVEL | OPT<br>LEVEL |
|--|-----------------|----------|--------------|--------|------------------------|---------------|---------------------------------|--------------|
| WILMER   | 0570018         | DALLAS   |              | NATL   |                        | 3500          | 2.3                             |              |
| TOTAL POPULATION SERVED BY SOURCE WATER SYSTEM - - - - - |                 |          |              |        |                        | 3500          |                                 |              |
| WILSON   | 1530003         | LYNN     |              | NATL   |                        | 580           | 4.1                             |              |
| TOTAL POPULATION SERVED BY SOURCE WATER SYSTEM - - - - - |                 |          |              |        |                        | 580           |                                 |              |
| WIMBERLY   | 1050018         | HAYS     |              | NATL   |                        | 3150          | 0.7                             |              |
| TOTAL POPULATION SERVED BY SOURCE WATER SYSTEM - - - - - |                 |          |              |        |                        | 3150          |                                 |              |
| WINDOM   | 0740008         | FANNIN   |              | NATL   |                        | 325           | 1.5                             |              |
| TOTAL POPULATION SERVED BY SOURCE WATER SYSTEM - - - - - |                 |          |              |        |                        | 325           |                                 |              |
| WINK   | 2480002         | WINKLER  |              | NATL   |                        | 1100          | 1.8                             |              |
| TOTAL POPULATION SERVED BY SOURCE WATER SYSTEM - - - - - |                 |          |              |        |                        | 1100          |                                 |              |
| WIXSON WSC   | 0210005         | BRAZOS   |              | NATL   |                        | 3640          | 2.0                             |              |
| TOTAL POPULATION SERVED BY SOURCE WATER SYSTEM - - - - - |                 |          |              |        |                        | 3640          |                                 |              |
| WOLFFORTH  | 1520005         | LUBBOCK  |              | NATL   |                        | 1701          | 5.6                             |              |
| TOTAL POPULATION SERVED BY SOURCE WATER SYSTEM - - - - - |                 |          |              |        |                        | 1701          |                                 |              |
| WOODLAWN WSC   | 0030029         | ANGELINA |              | NATL   |                        | 1348          | 0.8                             |              |
| TOTAL POPULATION SERVED BY SOURCE WATER SYSTEM - - - - - |                 |          |              |        |                        | 1348          |                                 |              |
| WOODSBORO  | 1960003         | REFUGIO  |              | NATL   |                        | 2000          | 0.7                             |              |
| TOTAL POPULATION SERVED BY SOURCE WATER SYSTEM - - - - - |                 |          |              |        |                        | 2000          |                                 |              |
| WOODWAY  | 1550048         | MCLENNAN |              | NATL   |                        | 7091          | 1.4                             |              |
| TOTAL POPULATION SERVED BY SOURCE WATER SYSTEM - - - - - |                 |          |              |        |                        | 7091          |                                 |              |
| YANTIS   | 2500010         | WOOD     |              | NATL   |                        | 555           | 3.0                             |              |
| TOTAL POPULATION SERVED BY SOURCE WATER SYSTEM - - - - - |                 |          |              |        |                        | 555           |                                 |              |
| YAUPOON COVE WS  | 1870017         | POLK     |              | NATL   |                        | 1137          | 0.7                             |              |
| TOTAL POPULATION SERVED BY SOURCE WATER SYSTEM - - - - - |                 |          |              |        |                        | 1137          |                                 |              |

POPULATION SERVED FLUORIDATED DRINKING WATER BY SOURCE SYSTEM,  
 CONSECUTIVE SYSTEM, AND COUNTY WITHIN STATE (AS OF 12/31/85)

**TEXAS**

| WATER SYSTEM and<br>CONSECUTIVE SYSTEMS SERVED           | EPA<br>ID<br>NO | COUNTY   | CHEM<br>USED | STATUS | FLUOR<br>START<br>DATE | POP<br>SERVED | NATURAL SYSTEMS |              |
|--|-----------------|----------|--------------|--------|------------------------|---------------|-----------------|--------------|
|  |                 |          |              |        |                        |               | NAT<br>LEVEL    | OPT<br>LEVEL |
| ZAPATA CO WATERWORKS                                     | 2530002         | ZAPATA   |              | NATL   |                        | 6000          | 0.8             |              |
| TOTAL POPULATION SERVED BY SOURCE WATER SYSTEM - - - - - |                 |          |              |        |                        | 6000          |                 |              |
| ZAPATA WCID-SAN YGNACIO                                  | 2530003         | ZAPATA   |              | NATL   |                        | 900           | 0.9             |              |
| TOTAL POPULATION SERVED BY SOURCE WATER SYSTEM - - - - - |                 |          |              |        |                        | 900           |                 |              |
| ZAVALLA WCID   | 0030030         | ANGELINA |              | NATL   |                        | 1053          | 1.2             |              |
| TOTAL POPULATION SERVED BY SOURCE WATER SYSTEM - - - - - |                 |          |              |        |                        | 1053          |                 |              |
| ZEPHYR BAPTIST ENCAMP                                    | 1490008         | LIVE OAK |              | NATL   |                        | 8000          | 1.3             |              |
| TOTAL POPULATION SERVED BY SOURCE WATER SYSTEM - - - - - |                 |          |              |        |                        | 8000          |                 |              |

POPULATION SERVED FLUORIDATED DRINKING WATER BY SOURCE SYSTEM,  
CONSECUTIVE SYSTEM, AND COUNTY WITHIN STATE (AS OF 12/31/85)

# UTAH

| WATER SYSTEM and<br>CONSECUTIVE SYSTEMS SERVED           | EPA<br>ID<br>NO | COUNTY    | CHEM<br>USED | STATUS | FLUOR<br>START<br>DATE | POP<br>SERVED | NATURAL SYSTEMS<br>NAT<br>LEVEL | OPT<br>LEVEL |
|--|-----------------|-----------|--------------|--------|------------------------|---------------|---------------------------------|--------------|
| ANETH (NTUA)   | 4900220         | SAN JUAN  | Acid         | ADJ    | 11/81                  | 280           |                                 | 1.0          |
| TOTAL POPULATION SERVED BY SOURCE WATER SYSTEM - - - - - |                 |           |              |        |                        | 280           |                                 |              |
| AXTELL COMM SERV DIST                                    | 4906009         | SANPETE   |              | NATL   |                        | 120           |                                 | 0.7          |
| TOTAL POPULATION SERVED BY SOURCE WATER SYSTEM - - - - - |                 |           |              |        |                        | 120           |                                 |              |
| BONANZA  | 4900098         | UINTAH    |              | NATL   |                        | 35            |                                 | 1.0          |
| TOTAL POPULATION SERVED BY SOURCE WATER SYSTEM - - - - - |                 |           |              |        |                        | 35            |                                 |              |
| BRIGHAM CITY   | 4900103         | BOX ELDER | NaSiF6       | ADJ    | 11/66                  | 15596         |                                 | 1.0          |
| TOTAL POPULATION SERVED BY SOURCE WATER SYSTEM - - - - - |                 |           |              |        |                        | 15596         |                                 |              |
| CORNISH  | 4900480         | CACHE     |              | NATL   |                        | 250           |                                 | 0.9          |
| TOTAL POPULATION SERVED BY SOURCE WATER SYSTEM - - - - - |                 |           |              |        |                        | 250           |                                 |              |
| COVE SPECIAL SERVICE DISTRICT                            | 4907021         | SEVIER    |              | NATL   |                        | 100           |                                 | 0.8          |
| TOTAL POPULATION SERVED BY SOURCE WATER SYSTEM - - - - - |                 |           |              |        |                        | 100           |                                 |              |
| DAGGETT COUNTY WATER & SEWER                             | 4900274         | DAGGETT   |              | NATL   |                        | 125           |                                 | 2.0          |
| TOTAL POPULATION SERVED BY SOURCE WATER SYSTEM - - - - - |                 |           |              |        |                        | 125           |                                 |              |
| EL PASO NATURAL GAS COMPANY                              | 4900082         | SAN JUAN  |              | NATL   |                        | 200           |                                 | 1.5          |
| TOTAL POPULATION SERVED BY SOURCE WATER SYSTEM - - - - - |                 |           |              |        |                        | 200           |                                 |              |
| GLENDALE   | 4900190         | KANE      |              | NATL   |                        | 290           |                                 | 1.0          |
| TOTAL POPULATION SERVED BY SOURCE WATER SYSTEM - - - - - |                 |           |              |        |                        | 290           |                                 |              |
| HELPER   | 4900206         | CARBON    | Acid         | ADJ    | 08/56                  | 2724          |                                 | 1.0          |
| TOTAL POPULATION SERVED BY SOURCE WATER SYSTEM - - - - - |                 |           |              |        |                        | 2724          |                                 |              |
| HILL AIR FORCE BASE                                      | 4900513         | DAVIS     | NaF          | ADJ    | 09/58                  | 4281          |                                 | 1.0          |
| TOTAL POPULATION SERVED BY SOURCE WATER SYSTEM - - - - - |                 |           |              |        |                        | 4281          |                                 |              |
| HOLLY VILLAGE  | 4903020         |           | NaF          | ADJ    |                        | 64            |                                 | 1.0          |
| TOTAL POPULATION SERVED BY SOURCE WATER SYSTEM - - - - - |                 |           |              |        |                        | 64            |                                 |              |

POPULATION SERVED FLUORIDATED DRINKING WATER BY SOURCE SYSTEM,  
 CONSECUTIVE SYSTEM, AND COUNTY WITHIN STATE (AS OF 12/31/85)

UTAH

| WATER SYSTEM and<br>CONSECUTIVE SYSTEMS SERVED           | EPA<br>ID<br>NO | COUNTY     | CHEM<br>USED | STATUS | FLUOR<br>START<br>DATE | POP<br>SERVED | NATURAL SYSTEMS<br>NAT<br>LEVEL | OPT<br>LEVEL |
|--|-----------------|------------|--------------|--------|------------------------|---------------|---------------------------------|--------------|
| JOHNSON WS   | 4900316         | UINTAH     |              |        | NATL                   | 1480          | 1.3                             |              |
| TOTAL POPULATION SERVED BY SOURCE WATER SYSTEM - - - - - |                 |            |              |        |                        | 1480          |                                 |              |
| MANILA   | 4900275         | DAGGETT    |              |        | NATL                   | 272           | 1.1                             |              |
| TOTAL POPULATION SERVED BY SOURCE WATER SYSTEM - - - - - |                 |            |              |        |                        | 272           |                                 |              |
| MARYSVILLE   | 4900280         | PIUTE      |              |        | NATL                   | 359           | 1.0                             |              |
| TOTAL POPULATION SERVED BY SOURCE WATER SYSTEM - - - - - |                 |            |              |        |                        | 359           |                                 |              |
| MEXICAN HAT  | 4903032         |            | NaF          | ADJ    |                        | 340           |                                 | 1.0          |
| TOTAL POPULATION SERVED BY SOURCE WATER SYSTEM - - - - - |                 |            |              |        |                        | 340           |                                 |              |
| MILFORD  | 4900288         | BEAVER     |              |        | NATL                   | 1350          | 1.0                             |              |
| TOTAL POPULATION SERVED BY SOURCE WATER SYSTEM - - - - - |                 |            |              |        |                        | 1350          |                                 |              |
| MINERSVILLE  | 4900290         | BEAVER     |              |        | NATL                   | 600           | 0.8                             |              |
| TOTAL POPULATION SERVED BY SOURCE WATER SYSTEM - - - - - |                 |            |              |        |                        | 600           |                                 |              |
| MODENA   | 4902106         | IRON       |              |        | NATL                   | 25            | 2.0                             |              |
| TOTAL POPULATION SERVED BY SOURCE WATER SYSTEM - - - - - |                 |            |              |        |                        | 25            |                                 |              |
| MONTEZUMA CREEK  | 4903018         | SAN JUAN   |              |        | NATL                   | 270           | 1.0                             |              |
| TOTAL POPULATION SERVED BY SOURCE WATER SYSTEM - - - - - |                 |            |              |        |                        | 270           |                                 |              |
| MONTEZUMA TRAILER PARK                                   | 4902226         | SAN JUAN   |              |        | NATL                   | 100           | 0.7                             |              |
| TOTAL POPULATION SERVED BY SOURCE WATER SYSTEM - - - - - |                 |            |              |        |                        | 100           |                                 |              |
| MONUMENT VALLEY MISSION                                  | 4900222         |            | NaF          | ADJ    |                        | 175           |                                 | 1.0          |
| TOTAL POPULATION SERVED BY SOURCE WATER SYSTEM - - - - - |                 |            |              |        |                        | 175           |                                 |              |
| OLJATO   | 4900224         | SAN JUAN   |              |        | NATL                   | 130           | 0.9                             |              |
| TOTAL POPULATION SERVED BY SOURCE WATER SYSTEM - - - - - |                 |            |              |        |                        | 130           |                                 |              |
| SANTA CLARA  | 4900399         | WASHINGTON |              |        | NATL                   | 297           | 1.0                             |              |
| TOTAL POPULATION SERVED BY SOURCE WATER SYSTEM - - - - - |                 |            |              |        |                        | 297           |                                 |              |

POPULATION SERVED FLUORIDATED DRINKING WATER BY SOURCE SYSTEM,  
 CONSECUTIVE SYSTEM, AND COUNTY WITHIN STATE (AS OF 12/31/85)

**UTAH**

| WATER SYSTEM and<br>CONSECUTIVE SYSTEMS SERVED           | EPA<br>ID<br>NO | COUNTY    | CHEM<br>USED | STATUS | FLUOR<br>START<br>DATE | POP<br>SERVED | NATURAL SYSTEMS |              |
|--|-----------------|-----------|--------------|--------|------------------------|---------------|-----------------|--------------|
|  |                 |           |              |        |                        |               | NAT<br>LEVEL    | OPT<br>LEVEL |
| SNOWWILE   | 4900406         | BOX ELDER |              | NATL   |                        | 237           | 0.8             |              |
| TOTAL POPULATION SERVED BY SOURCE WATER SYSTEM - - - - - |                 |           |              |        |                        | 237           |                 |              |
| TODAHAIDEKANI  | 4903070         |           | NaF          | ADJ    |                        | 145           |                 | 1.0          |
| TOTAL POPULATION SERVED BY SOURCE WATER SYSTEM - - - - - |                 |           |              |        |                        | 145           |                 |              |
| UTE TRIBAL WS  | 4924007         | UINTAH    | NaF          | ADJ    | /74                    | 2617          |                 | 1.0          |
| BALLARD  | 4900379         | UINTAH    |              | CONS   |                        | 900           |                 |              |
| CURRAY PARK  | 4902328         | UNITAH    |              | CONS   |                        | 160           |                 |              |
| TOTAL POPULATION SERVED BY SOURCE WATER SYSTEM - - - - - |                 |           |              |        |                        | 3677          |                 |              |



POPULATION SERVED FLUORIDATED DRINKING WATER BY SOURCE SYSTEM,  
CONSECUTIVE SYSTEM, AND COUNTY WITHIN STATE (AS OF 12/31/85)

VERMONT

| WATER SYSTEM and<br>CONSECUTIVE SYSTEMS SERVED           | EPA<br>ID<br>NO | COUNTY     | CHEM<br>USED | STATUS | FLUOR<br>START<br>DATE | POP<br>SERVED | NATURAL SYSTEMS<br>NAT<br>LEVEL | OPT<br>LEVEL |
|--|-----------------|------------|--------------|--------|------------------------|---------------|---------------------------------|--------------|
| ALBURG   | 0005136         | GRAND ISLE |              | ADJ    |                        | 400           |                                 | 1.2          |
| TOTAL POPULATION SERVED BY SOURCE WATER SYSTEM - - - - - |                 |            |              |        |                        | 400           |                                 |              |
| BARRE  | 0005254         | WASHINGTON | NaF          | ADJ    | 07/67                  | 10500         |                                 | 1.2          |
| TOTAL POPULATION SERVED BY SOURCE WATER SYSTEM - - - - - |                 |            |              |        |                        | 10500         |                                 |              |
| BELLOWS FALLS  | 0005298         | WINDHAM    | NaF          | ADJ    | 07/67                  | 4000          |                                 | 1.2          |
| TOTAL POPULATION SERVED BY SOURCE WATER SYSTEM - - - - - |                 |            |              |        |                        | 4000          |                                 |              |
| BOLTON   |                 | CHITTENDEN | NaF          | ADJ    | 01/75                  | 34            |                                 | 5.4          |
| TOTAL POPULATION SERVED BY SOURCE WATER SYSTEM - - - - - |                 |            |              |        |                        | 34            |                                 |              |
| BRADFORD   | 0005170         | ORANGE     | NaF          | ADJ    | 11/71                  | 831           |                                 | 1.2          |
| TOTAL POPULATION SERVED BY SOURCE WATER SYSTEM - - - - - |                 |            |              |        |                        | 831           |                                 |              |
| BURLINGTON   | 0005053         | CHITTENDEN | NaSiF6       | ADJ    | 07/52                  | 50000         |                                 | 1.2          |
| TOTAL POPULATION SERVED BY SOURCE WATER SYSTEM - - - - - |                 |            |              |        |                        | 50000         |                                 |              |
| CHAMPLAIN WD   | 0005092         | CHITTENDEN | Acid         | ADJ    | 03/73                  | 42000         |                                 | 1.2          |
| COLCHESTER FD#1  | 0005058         | CHITTENDEN |              | CONS   |                        | 3500          |                                 |              |
| COLCHESTER FD#3  | 0005060         | CHITTENDEN |              | CONS   |                        | 1800          |                                 |              |
| ESSEX  | 0005065         | CHITTENDEN |              | CONS   |                        | 3200          |                                 |              |
| ESSEX JUNCTION   | 0005066         | CHITTENDEN |              | CONS   |                        | 7600          |                                 |              |
| SHELBURNE  | 0005087         | CHITTENDEN |              | CONS   |                        | 4000          |                                 |              |
| SOUTH BURLINGTON   | 0005091         | CHITTENDEN |              | CONS   |                        | 9400          |                                 |              |
| WILLISTON  | 0005098         | CHITTENDEN |              | CONS   |                        | 1300          |                                 |              |
| WINOOSKI   | 0005102         | CHITTENDEN |              | CONS   |                        | 6000          |                                 |              |
| TOTAL POPULATION SERVED BY SOURCE WATER SYSTEM - - - - - |                 |            |              |        |                        | 78800         |                                 |              |
| CHARLOTTE  |                 | CHITTENDEN | NaF          | ADJ    | 09/77                  | 469           |                                 | 5.4          |
| TOTAL POPULATION SERVED BY SOURCE WATER SYSTEM - - - - - |                 |            |              |        |                        | 469           |                                 |              |
| CHELSEA  |                 | ORANGE     | NaF          | ADJ    | 11/73                  | 119           |                                 | 5.4          |
| TOTAL POPULATION SERVED BY SOURCE WATER SYSTEM - - - - - |                 |            |              |        |                        | 119           |                                 |              |
| DANBY  |                 | BENNINGTON | NaF          | ADJ    | 05/80                  | 181           |                                 | 5.4          |
| TOTAL POPULATION SERVED BY SOURCE WATER SYSTEM - - - - - |                 |            |              |        |                        | 181           |                                 |              |

POPULATION SERVED FLUORIDATED DRINKING WATER BY SOURCE SYSTEM,  
CONSECUTIVE SYSTEM, AND COUNTY WITHIN STATE (AS OF 12/31/85)

## VERMONT

| WATER SYSTEM and<br>CONSECUTIVE SYSTEMS SERVED           | EPA<br>ID<br>NO | COUNTY     | CHEM<br>USED | STATUS | FLUOR<br>START<br>DATE | POP<br>SERVED | NATURAL SYSTEMS |              |
|--|-----------------|------------|--------------|--------|------------------------|---------------|-----------------|--------------|
|  |                 |            |              |        |                        |               | NAT<br>LEVEL    | OPT<br>LEVEL |
| DERBY LINE (INTERNATIONAL WC)                            | 0005196         | ORLEANS    | NaF          | ADJ    | 07/58                  | 4000          |                 | 1.2          |
| TOTAL POPULATION SERVED BY SOURCE WATER SYSTEM - - - - - |                 |            |              |        |                        | 4000          |                 |              |
| ENOSBURG FALLS   | 0005116         | FRANKLIN   | NaF          | ADJ    | 09/76                  | 1207          |                 | 1.2          |
| TOTAL POPULATION SERVED BY SOURCE WATER SYSTEM - - - - - |                 |            |              |        |                        | 1207          |                 |              |
| FAIRFAX  |                 | FRANKLIN   | NaF          | ADJ    | 05/73                  | 260           |                 | 5.4          |
| TOTAL POPULATION SERVED BY SOURCE WATER SYSTEM - - - - - |                 |            |              |        |                        | 260           |                 |              |
| FAIRFIELD  |                 | FRANKLIN   | NaF          | ADJ    | 03/76                  | 275           |                 | 5.4          |
| TOTAL POPULATION SERVED BY SOURCE WATER SYSTEM - - - - - |                 |            |              |        |                        | 275           |                 |              |
| FAIRLEE  |                 | ORANGE     | NaF          | ADJ    | 03/73                  | 70            |                 | 5.4          |
| TOTAL POPULATION SERVED BY SOURCE WATER SYSTEM - - - - - |                 |            |              |        |                        | 70            |                 |              |
| FRANKLIN   |                 | FRANKLIN   | NaF          | ADJ    | 10/77                  | 115           |                 | 5.4          |
| TOTAL POPULATION SERVED BY SOURCE WATER SYSTEM - - - - - |                 |            |              |        |                        | 115           |                 |              |
| GEORGIA  |                 | FRANKLIN   | NaF          | ADJ    | 08/77                  | 415           |                 | 5.4          |
| TOTAL POPULATION SERVED BY SOURCE WATER SYSTEM - - - - - |                 |            |              |        |                        | 415           |                 |              |
| GRAND ISLE   |                 | GRAND ISLE | NaF          | ADJ    | 11/73                  | 185           |                 | 5.4          |
| TOTAL POPULATION SERVED BY SOURCE WATER SYSTEM - - - - - |                 |            |              |        |                        | 185           |                 |              |
| GRAND ISLE   | 0005141         | GRAND ISLE | NaF          | ADJ    | 05/74                  | 185           |                 | 1.2          |
| TOTAL POPULATION SERVED BY SOURCE WATER SYSTEM - - - - - |                 |            |              |        |                        | 185           |                 |              |
| GRAND ISLE FIRE DIST #4                                  | 0005139         | GRAND ISLE | NaF          | ADJ    | 08/73                  | 300           |                 | 1.2          |
| TOTAL POPULATION SERVED BY SOURCE WATER SYSTEM - - - - - |                 |            |              |        |                        | 300           |                 |              |
| HINESBURG  |                 | CHITTENDEN | NaF          | ADJ    | 05/73                  | 502           |                 | 5.4          |
| TOTAL POPULATION SERVED BY SOURCE WATER SYSTEM - - - - - |                 |            |              |        |                        | 502           |                 |              |
| HUNTINGTON   |                 | CHITTENDEN | NaF          | ADJ    | 01/74                  | 89            |                 | 5.4          |
| TOTAL POPULATION SERVED BY SOURCE WATER SYSTEM - - - - - |                 |            |              |        |                        | 89            |                 |              |

POPULATION SERVED FLUORIDATED DRINKING WATER BY SOURCE SYSTEM,  
CONSECUTIVE SYSTEM, AND COUNTY WITHIN STATE (AS OF 12/31/85)

# VERMONT

| WATER SYSTEM and<br>CONSECUTIVE SYSTEMS SERVED | EPA<br>ID<br>NO | COUNTY     | CHEM<br>USED | STATUS | FLUOR<br>START<br>DATE | POP<br>SERVED | NATURAL SYSTEMS<br>NAT<br>LEVEL | OPT<br>LEVEL |
|--|-----------------|------------|--------------|--------|------------------------|---------------|---------------------------------|--------------|
| ISLE LA MOTTE                                  |                 | GRAND ISLE | NaF          | ADJ    | 03/75                  | 50            |                                 | 5.4          |
| TOTAL POPULATION SERVED BY SOURCE WATER SYSTEM |                 |            |              |        |                        | 50            |                                 |              |
| JERICHO  | 0005077         | CHITTENDEN | NaF          | ADJ    | 07/73                  | 1340          |                                 | 1.2          |
| TOTAL POPULATION SERVED BY SOURCE WATER SYSTEM |                 |            |              |        |                        | 1340          |                                 |              |
| MIDDLEBURY                                     | 0005004         | ADDISON    | Acid         | ADJ    | 01/69                  | 6000          |                                 | 1.2          |
| TOTAL POPULATION SERVED BY SOURCE WATER SYSTEM |                 |            |              |        |                        | 6000          |                                 |              |
| MILTON   |                 | CHITTENDEN | NaF          | ADJ    | 05/77                  | 475           |                                 | 5.4          |
| TOTAL POPULATION SERVED BY SOURCE WATER SYSTEM |                 |            |              |        |                        | 475           |                                 |              |
| MONTPELIER                                     | 0005272         | WASHINGTON | Acid         | ADJ    | 11/67                  | 8241          |                                 | 1.2          |
| TOTAL POPULATION SERVED BY SOURCE WATER SYSTEM |                 |            |              |        |                        | 8241          |                                 |              |
| MORRISVILLE                                    | 0005160         | LAMOILLE   | NaF          | ADJ    | 09/70                  | 2074          |                                 | 1.2          |
| TOTAL POPULATION SERVED BY SOURCE WATER SYSTEM |                 |            |              |        |                        | 2074          |                                 |              |
| NEWPORT  | 0005202         | ORLEANS    | NaF          | ADJ    | 01/69                  | 4756          |                                 | 1.2          |
| TOTAL POPULATION SERVED BY SOURCE WATER SYSTEM |                 |            |              |        |                        | 4756          |                                 |              |
| NORTH BENNINGTON                               |                 | BENNINGTON | NaF          | ADJ    | 10/77                  | 179           |                                 | 5.4          |
| TOTAL POPULATION SERVED BY SOURCE WATER SYSTEM |                 |            |              |        |                        | 179           |                                 |              |
| NORTH HERO                                     |                 | GRAND ISLE | NaF          | ADJ    | 06/74                  | 150           |                                 | 5.4          |
| TOTAL POPULATION SERVED BY SOURCE WATER SYSTEM |                 |            |              |        |                        | 150           |                                 |              |
| NORTHFIELD                                     | 0005275         | WASHINGTON | NaF          | ADJ    | 08/76                  | 4000          |                                 | 1.2          |
| TOTAL POPULATION SERVED BY SOURCE WATER SYSTEM |                 |            |              |        |                        | 4000          |                                 |              |
| NORWICH  | 0005326         | WINDSOR    | NaF          | ADJ    | 11/71                  | 2275          |                                 | 1.2          |
| TOTAL POPULATION SERVED BY SOURCE WATER SYSTEM |                 |            |              |        |                        | 2275          |                                 |              |
| ORLEANS  | 0005190         | ORLEANS    | NaF          | ADJ    | 01/69                  | 983           |                                 | 1.2          |
| TOTAL POPULATION SERVED BY SOURCE WATER SYSTEM |                 |            |              |        |                        | 983           |                                 |              |

POPULATION SERVED FLUORIDATED DRINKING WATER BY SOURCE SYSTEM,  
CONSECUTIVE SYSTEM, AND COUNTY WITHIN STATE (AS OF 12/31/85)

**VERMONT**

| WATER SYSTEM and<br>CONSECUTIVE SYSTEMS SERVED           | EPA<br>ID<br>NO | COUNTY     | CHEM<br>USED | STATUS | FLUOR<br>START<br>DATE | POP<br>SERVED | NATURAL SYSTEMS<br>NAT<br>LEVEL | OPT<br>LEVEL |
|--|-----------------|------------|--------------|--------|------------------------|---------------|---------------------------------|--------------|
| PANTON   | 0005010         | ADDISON    | NaF          | ADJ    | 12/73                  | 200           |                                 | 1.2          |
| TOTAL POPULATION SERVED BY SOURCE WATER SYSTEM - - - - - |                 |            |              |        |                        | 200           |                                 |              |
| PLAINFIELD   | 0005277         | WASHINGTON | NaF          | ADJ    | 04/80                  | 1050          |                                 | 1.2          |
| TOTAL POPULATION SERVED BY SOURCE WATER SYSTEM - - - - - |                 |            |              |        |                        | 1050          |                                 |              |
| POULTNEY   | 0005227         | RUTLAND    | Acid         | ADJ    | 06/84                  | 2000          |                                 | 1.2          |
| TOTAL POPULATION SERVED BY SOURCE WATER SYSTEM - - - - - |                 |            |              |        |                        | 2000          |                                 |              |
| POWNAI   |                 | BENNINGTON | NaF          | ADJ    | 11/78                  | 416           |                                 | 5.4          |
| TOTAL POPULATION SERVED BY SOURCE WATER SYSTEM - - - - - |                 |            |              |        |                        | 416           |                                 |              |
| PROCTOR  | 0005228         | RUTLAND    | NaF          | ADJ    | 01/63                  | 2100          |                                 | 1.2          |
| TOTAL POPULATION SERVED BY SOURCE WATER SYSTEM - - - - - |                 |            |              |        |                        | 2100          |                                 |              |
| RICHMOND   | 0005084         | CHITTENDEN | NaF          | ADJ    | 11/72                  | 900           |                                 | 1.2          |
| TOTAL POPULATION SERVED BY SOURCE WATER SYSTEM - - - - - |                 |            |              |        |                        | 900           |                                 |              |
| RUTLAND  | 0005229         | RUTLAND    | Acid         | ADJ    | /83                    | 20000         |                                 | 1.2          |
| TOTAL POPULATION SERVED BY SOURCE WATER SYSTEM - - - - - |                 |            |              |        |                        | 20000         |                                 |              |
| SHARON   |                 | WINDSOR    | NaF          | ADJ    | 03/76                  | 65            |                                 | 5.4          |
| TOTAL POPULATION SERVED BY SOURCE WATER SYSTEM - - - - - |                 |            |              |        |                        | 65            |                                 |              |
| SOUTH HERO   |                 | GRAND ISLE | NaF          | ADJ    | 03/74                  | 175           |                                 | 5.4          |
| TOTAL POPULATION SERVED BY SOURCE WATER SYSTEM - - - - - |                 |            |              |        |                        | 175           |                                 |              |
| SPRINGFIELD  | 0005333         | WINDSOR    | NaF          | ADJ    | 04/75                  | 6500          |                                 | 1.2          |
| TOTAL POPULATION SERVED BY SOURCE WATER SYSTEM - - - - - |                 |            |              |        |                        | 6500          |                                 |              |
| ST ALBANS  | 0005130         | FRANKLIN   | Acid         | ADJ    | 06/84                  | 8500          |                                 | 1.2          |
| TOTAL POPULATION SERVED BY SOURCE WATER SYSTEM - - - - - |                 |            |              |        |                        | 8500          |                                 |              |
| ST ALBANS TOWN   |                 | FRANKLIN   | NaF          | ADJ    | 08/74                  | 548           |                                 | 5.4          |
| TOTAL POPULATION SERVED BY SOURCE WATER SYSTEM - - - - - |                 |            |              |        |                        | 548           |                                 |              |

POPULATION SERVED FLUORIDATED DRINKING WATER BY SOURCE SYSTEM,  
CONSECUTIVE SYSTEM, AND COUNTY WITHIN STATE (AS OF 12/31/85)

**VERMONT**

| WATER SYSTEM and<br>CONSECUTIVE SYSTEMS SERVED           | EPA<br>ID<br>NO | COUNTY     | CHEM<br>USED | STATUS | FLUOR<br>START<br>DATE | POP<br>SERVED | NATURAL SYSTEMS |              |
|--|-----------------|------------|--------------|--------|------------------------|---------------|-----------------|--------------|
|  |                 |            |              |        |                        |               | NAT<br>LEVEL    | OPT<br>LEVEL |
| ST JOHNSBURY   | 0005045         | CALEDONIA  | Acid         | ADJ    | 01/69                  | 7960          |                 | 1.2          |
| TOTAL POPULATION SERVED BY SOURCE WATER SYSTEM - - - - - |                 |            |              |        |                        | 7960          |                 |              |
| SUNDERLAND   |                 | BENNINGTON | NaF          | ADJ    | 08/79                  | 120           |                 | 5.4          |
| TOTAL POPULATION SERVED BY SOURCE WATER SYSTEM - - - - - |                 |            |              |        |                        | 120           |                 |              |
| SWANTON  | 0005132         | FRANKLIN   | Acid         | ADJ    | 08/50                  | 2600          |                 | 1.2          |
| TOTAL POPULATION SERVED BY SOURCE WATER SYSTEM - - - - - |                 |            |              |        |                        | 2600          |                 |              |
| TUNBRIDGE  |                 | ORANGE     | NaF          | ADJ    | 11/73                  | 95            |                 | 5.4          |
| TOTAL POPULATION SERVED BY SOURCE WATER SYSTEM - - - - - |                 |            |              |        |                        | 95            |                 |              |
| UNDERHILL  | 0005096         | CHITTENDEN | NaF          | ADJ    | 11/81                  | 800           |                 | 1.2          |
| TOTAL POPULATION SERVED BY SOURCE WATER SYSTEM - - - - - |                 |            |              |        |                        | 800           |                 |              |
| UNDERHILL CENTER   |                 | CHITTENDEN | NaF          | ADJ    | 01/73                  | 125           |                 | 5.4          |
| TOTAL POPULATION SERVED BY SOURCE WATER SYSTEM - - - - - |                 |            |              |        |                        | 125           |                 |              |
| VERGENNES  | 0005010         | ADDISON    | NaF          | ADJ    | 12/73                  | 2500          |                 | 1.2          |
| TOTAL POPULATION SERVED BY SOURCE WATER SYSTEM - - - - - |                 |            |              |        |                        | 2500          |                 |              |
| VERSHIRE   |                 | ORANGE     | NaF          | ADJ    | 03/74                  | 44            |                 | 5.4          |
| TOTAL POPULATION SERVED BY SOURCE WATER SYSTEM - - - - - |                 |            |              |        |                        | 44            |                 |              |
| WASHINGTON   |                 | ORANGE     | NaF          | ADJ    | 06/73                  | 135           |                 | 5.4          |
| TOTAL POPULATION SERVED BY SOURCE WATER SYSTEM - - - - - |                 |            |              |        |                        | 135           |                 |              |
| WATERBURY  | 0005284         | WASHINGTON | NaF          | ADJ    | 11/68                  | 4500          |                 | 1.2          |
| TOTAL POPULATION SERVED BY SOURCE WATER SYSTEM - - - - - |                 |            |              |        |                        | 4500          |                 |              |
| WEST FAIRLEE   |                 | ORANGE     | NaF          | ADJ    | 11/73                  | 60            |                 | 5.4          |
| TOTAL POPULATION SERVED BY SOURCE WATER SYSTEM - - - - - |                 |            |              |        |                        | 60            |                 |              |

POPULATION SERVED FLUORIDATED DRINKING WATER BY SOURCE SYSTEM,  
CONSECUTIVE SYSTEM, AND COUNTY WITHIN STATE (AS OF 12/31/85)

**VIRGINIA**

| WATER SYSTEM and<br>CONSECUTIVE SYSTEMS SERVED           | EPA<br>ID<br>NO | COUNTY         | CHEM<br>USED | STATUS | FLUOR<br>START<br>DATE | POP<br>SERVED | NATURAL SYSTEMS<br>NAT<br>LEVEL | OPT<br>LEVEL |
|--|-----------------|----------------|--------------|--------|------------------------|---------------|---------------------------------|--------------|
| ABEL LAKE  | 6179775         | STAFFORD       | Acid         | ADJ    | /83                    | 12500         |                                 | 0.9          |
| TOTAL POPULATION SERVED BY SOURCE WATER SYSTEM - - - - - |                 |                |              |        |                        | 12500         |                                 |              |
| ALTAVISTA  | 5031050         | CAMPBELL       | Acid         | ADJ    | /82                    | 3900          |                                 | 0.9          |
| TOTAL POPULATION SERVED BY SOURCE WATER SYSTEM - - - - - |                 |                |              |        |                        | 3900          |                                 |              |
| APPOMATTOX RIVER AUTH (ARWA)                             | 4041035         | CHESTERFIELD   | Acid         | ADJ    | 11/68                  | 100000        |                                 | 0.9          |
| DINWIDDIE  | 3053280         | DINWIDDIE      |              | CONS   |                        | 1600          |                                 |              |
| FT LEE   | 3149247         | PRINCE GEORGE  |              | CONS   |                        | 2000          |                                 |              |
| TOTAL POPULATION SERVED BY SOURCE WATER SYSTEM - - - - - |                 |                |              |        |                        | 103600        |                                 |              |
| AQUIA  | 6179100         | STAFFORD       | Acid         | ADJ    | 10/81                  | 10000         |                                 | 0.9          |
| TOTAL POPULATION SERVED BY SOURCE WATER SYSTEM - - - - - |                 |                |              |        |                        | 10000         |                                 |              |
| ARBOR MEADOWS  | 3800010         | SUFFOLK        |              | NATL   |                        | 272           | 4.9                             |              |
| TOTAL POPULATION SERVED BY SOURCE WATER SYSTEM - - - - - |                 |                |              |        |                        | 272           |                                 |              |
| ASHLAND  | 4085840         | HANOVER        | Acid         | ADJ    | 04/85                  | 6000          |                                 | 0.9          |
| TOTAL POPULATION SERVED BY SOURCE WATER SYSTEM - - - - - |                 |                |              |        |                        | 6000          |                                 |              |
| AUGUSTA CO SYS AUTH                                      | 2015575         | AUGUSTA        | Acid         | ADJ    | 09/82                  | 16000         |                                 | 0.9          |
| TOTAL POPULATION SERVED BY SOURCE WATER SYSTEM - - - - - |                 |                |              |        |                        | 16000         |                                 |              |
| BAILY TLR PK   | 3181100         | SURRY          |              | NATL   |                        | 48            | 3.0                             |              |
| TOTAL POPULATION SERVED BY SOURCE WATER SYSTEM - - - - - |                 |                |              |        |                        | 48            |                                 |              |
| BALL POINT   | 4103100         | LANCASTER      |              | NATL   |                        | 60            | 3.2                             |              |
| TOTAL POPULATION SERVED BY SOURCE WATER SYSTEM - - - - - |                 |                |              |        |                        | 60            |                                 |              |
| BARNHARD DUCKFARM  | 4119200         | MIDDLESEX      |              | NATL   |                        | 160           | 2.0                             |              |
| TOTAL POPULATION SERVED BY SOURCE WATER SYSTEM - - - - - |                 |                |              |        |                        | 160           |                                 |              |
| BATTERY PARK   | 3093050         | ISLE OF WIGHT  |              | NATL   |                        | 280           | 4.5                             |              |
| TOTAL POPULATION SERVED BY SOURCE WATER SYSTEM - - - - - |                 |                |              |        |                        | 280           |                                 |              |
| BAY QUARTER WATER CO                                     | 4133040         | NORTHUMBERLAND |              | NATL   |                        | 264           | 1.1                             |              |
| TOTAL POPULATION SERVED BY SOURCE WATER SYSTEM - - - - - |                 |                |              |        |                        | 264           |                                 |              |

POPULATION SERVED FLUORIDATED DRINKING WATER BY SOURCE SYSTEM,  
 CONSECUTIVE SYSTEM, AND COUNTY WITHIN STATE (AS OF 12/31/85)

**VIRGINIA**

| WATER SYSTEM and<br>CONSECUTIVE SYSTEMS SERVED           | EPA<br>ID<br>NO | COUNTY        | CHEM<br>USED | STATUS | FLUOR<br>START<br>DATE | POP<br>SERVED | NATURAL SYSTEMS<br>NAT OPT<br>LEVEL LEVEL |
|--|-----------------|---------------|--------------|--------|------------------------|---------------|---|
| BEALE'S CORNER   | 3800030         | SUFFOLK       |              | NATL   |                        | 104           | 6.0                                       |
| TOTAL POPULATION SERVED BY SOURCE WATER SYSTEM - - - - - |                 |               |              |        |                        | 104           |   |
| BECK'S SUBD  | 3800040         | SUFFOLK       |              | NATL   |                        | 240           | 5.3                                       |
| TOTAL POPULATION SERVED BY SOURCE WATER SYSTEM - - - - - |                 |               |              |        |                        | 240           |   |
| BEDFORD  | 5515050         | BEDFORD       | Acid         | ADJ    | 07/58                  | 8000          | 0.9                                       |
| TOTAL POPULATION SERVED BY SOURCE WATER SYSTEM - - - - - |                 |               |              |        |                        | 8000          |   |
| BELL ACRES   | 4159100         | RICHMOND      |              | NATL   |                        | 64            | 2.3                                       |
| TOTAL POPULATION SERVED BY SOURCE WATER SYSTEM - - - - - |                 |               |              |        |                        | 64            |   |
| BENN'S CHURCH  | 3093100         | ISLE OF WIGHT |              | NATL   |                        | 196           | 4.3                                       |
| TOTAL POPULATION SERVED BY SOURCE WATER SYSTEM - - - - - |                 |               |              |        |                        | 196           |   |
| BENNETT'S HARBOR   | 3800050         | SUFFOLK       |              | NATL   |                        | 464           | 4.9                                       |
| TOTAL POPULATION SERVED BY SOURCE WATER SYSTEM - - - - - |                 |               |              |        |                        | 464           |   |
| BERKLEY BEACH-EBB TIDE                                   | 4193120         | WESTMORELAND  |              | NATL   |                        | 684           | 2.1                                       |
| TOTAL POPULATION SERVED BY SOURCE WATER SYSTEM - - - - - |                 |               |              |        |                        | 684           |   |
| BERRYVILLE   | 2043125         | CLARK         | NaF          | ADJ    | 06/84                  | 2977          | 0.9                                       |
| TOTAL POPULATION SERVED BY SOURCE WATER SYSTEM - - - - - |                 |               |              |        |                        | 2977          |   |
| BERWYN WAY SUBD  | 3800060         | SUFFOLK       |              | NATL   |                        | 80            | 4.6                                       |
| TOTAL POPULATION SERVED BY SOURCE WATER SYSTEM - - - - - |                 |               |              |        |                        | 80            |   |
| BETHEL HGTS  | 3093111         | ISLE OF WIGHT |              | NATL   |                        | 88            | 3.3                                       |
| TOTAL POPULATION SERVED BY SOURCE WATER SYSTEM - - - - - |                 |               |              |        |                        | 88            |   |
| BIG STONE GAP  | 1195100         | WISE          | NaSiF6       | ADJ    | 02/67                  | 9000          | 0.9                                       |
| TOTAL POPULATION SERVED BY SOURCE WATER SYSTEM - - - - - |                 |               |              |        |                        | 9000          |   |
| BLACK STUMP  | 4103130         | LANCASTER     |              | NATL   |                        | 63            | 3.7                                       |
| TOTAL POPULATION SERVED BY SOURCE WATER SYSTEM - - - - - |                 |               |              |        |                        | 63            |   |

POPULATION SERVED FLUORIDATED DRINKING WATER BY SOURCE SYSTEM,  
CONSECUTIVE SYSTEM, AND COUNTY WITHIN STATE (AS OF 12/31/85)

**VIRGINIA**

| WATER SYSTEM and<br>CONSECUTIVE SYSTEMS SERVED           | EPA<br>ID<br>NO | COUNTY         | CHEM<br>USED | STATUS | FLUOR<br>START<br>DATE | POP<br>SERVED | NATURAL SYSTEMS<br>NAT OPT<br>LEVEL LEVEL |
|--|-----------------|----------------|--------------|--------|------------------------|---------------|---|
| BLUEFIELD  | 1185061         | TAZEWELL       | NaSiF6       | ADJ    | 03/64                  | 7450          | 0.9                                       |
| TOTAL POPULATION SERVED BY SOURCE WATER SYSTEM - - - - - |                 |                |              |        |                        | 7450          |   |
| BRANCHVILLE  | 3175130         | SOUTHAMPTON    |              | NATL   |                        | 1000          | 5.6                                       |
| TOTAL POPULATION SERVED BY SOURCE WATER SYSTEM - - - - - |                 |                |              |        |                        | 1000          |   |
| BRIDGEWATER  | 2165045         | ROCKINGHAM     | Acid         | ADJ    | 11/66                  | 3828          | 0.9                                       |
| TOTAL POPULATION SERVED BY SOURCE WATER SYSTEM - - - - - |                 |                |              |        |                        | 3828          |   |
| BRIGHTWATERS   | 4103150         | LANCASTER      |              | NATL   |                        | 32            | 0.0                                       |
| TOTAL POPULATION SERVED BY SOURCE WATER SYSTEM - - - - - |                 |                |              |        |                        | 32            |   |
| BRISTOL  | 1520070         | WASHINGTON     | NaSiF6       | ADJ    | 05/54                  | 20000         | 0.9                                       |
| TOTAL POPULATION SERVED BY SOURCE WATER SYSTEM - - - - - |                 |                |              |        |                        | 20000         |   |
| BROADWAY   | 2165060         | ROCKINGHAM     | NaF          | ADJ    | 02/74                  | 887           | 0.9                                       |
| TOTAL POPULATION SERVED BY SOURCE WATER SYSTEM - - - - - |                 |                |              |        |                        | 887           |   |
| BROOKSIDE TRL CT   | 3175140         | SOUTHAMPTON    |              | NATL   |                        | 75            | 1.0                                       |
| TOTAL POPULATION SERVED BY SOURCE WATER SYSTEM - - - - - |                 |                |              |        |                        | 75            |   |
| BROWN'S STORE  | 4133110         | NORTHUMBERLAND |              | NATL   |                        | 1048          | 1.7                                       |
| TOTAL POPULATION SERVED BY SOURCE WATER SYSTEM - - - - - |                 |                |              |        |                        | 1048          |   |
| BUCKINGHAM CO  | 5029085         | BUCKINGHAM     | NaF          | ADJ    | /84                    | 1100          | 0.9                                       |
| TOTAL POPULATION SERVED BY SOURCE WATER SYSTEM - - - - - |                 |                |              |        |                        | 1100          |   |
| BUENA VISTA  | 2530125         | ROCKBRIDGE     | NaF          | ADJ    | /81                    | 6000          | 0.9                                       |
| TOTAL POPULATION SERVED BY SOURCE WATER SYSTEM - - - - - |                 |                |              |        |                        | 6000          |   |
| BUFFALO SPRING   | 5117147         | MECKLENBURG    |              | NATL   |                        | 35            | 1.4                                       |
| TOTAL POPULATION SERVED BY SOURCE WATER SYSTEM - - - - - |                 |                |              |        |                        | 35            |   |
| BULLOCK TRL PK   | 3800130         | SUFFOLK        |              | NATL   |                        | 48            | 5.0                                       |
| TOTAL POPULATION SERVED BY SOURCE WATER SYSTEM - - - - - |                 |                |              |        |                        | 48            |   |



POPULATION SERVED FLUORIDATED DRINKING WATER BY SOURCE SYSTEM,  
CONSECUTIVE SYSTEM, AND COUNTY WITHIN STATE (AS OF 12/31/85)

# VIRGINIA

| WATER SYSTEM and<br>CONSECUTIVE SYSTEMS SERVED | EPA<br>ID<br>NO | COUNTY         | CHEM<br>USED | STATUS | FLUOR<br>START<br>DATE | POP<br>SERVED | NATURAL SYSTEMS<br>NAT<br>LEVEL | OPT<br>LEVEL |
|--|-----------------|----------------|--------------|--------|------------------------|---------------|---------------------------------|--------------|
| BURGESS  | 4133120         | NORTHUMBERLAND |              | NATL   |                        | 144           | 2.8                             |              |
| TOTAL POPULATION SERVED BY SOURCE WATER SYSTEM |                 |                |              |        |                        | 144           |                                 |              |
| BYRDTOWN (RODGERS)                             | 3800080         | SUFFOLK        |              | NATL   |                        | 144           | 5.7                             |              |
| TOTAL POPULATION SERVED BY SOURCE WATER SYSTEM |                 |                |              |        |                        | 144           |                                 |              |
| CABIN POINT                                    | 4193240         | WESTMORELAND   |              | NATL   |                        | 32            | 1.8                             |              |
| TOTAL POPULATION SERVED BY SOURCE WATER SYSTEM |                 |                |              |        |                        | 32            |                                 |              |
| CANTON WATERWORKS                              | 3001080         | ACCOMACK       |              | NATL   |                        | 120           | 3.9                             |              |
| TOTAL POPULATION SERVED BY SOURCE WATER SYSTEM |                 |                |              |        |                        | 120           |                                 |              |
| CARISBROOK                                     | 3093120         | ISLE OF WIGHT  |              | NATL   |                        | 248           | 4.5                             |              |
| TOTAL POPULATION SERVED BY SOURCE WATER SYSTEM |                 |                |              |        |                        | 248           |                                 |              |
| CARROLLTON                                     | 3093150         | ISLE OF WIGHT  |              | NATL   |                        | 80            | 5.0                             |              |
| TOTAL POPULATION SERVED BY SOURCE WATER SYSTEM |                 |                |              |        |                        | 80            |                                 |              |
| CARROLLTON COURT                               | 3093155         | ISLE OF WIGHT  |              | NATL   |                        | 42            | 4.7                             |              |
| TOTAL POPULATION SERVED BY SOURCE WATER SYSTEM |                 |                |              |        |                        | 42            |                                 |              |
| CARRSVILLE W C                                 | 3093170         | ISLE OF WIGHT  |              | NATL   |                        | 480           | 5.0                             |              |
| TOTAL POPULATION SERVED BY SOURCE WATER SYSTEM |                 |                |              |        |                        | 480           |                                 |              |
| CAVER GARDENS                                  | 3199200         | YORK           |              | NATL   |                        | 268           | 3.0                             |              |
| TOTAL POPULATION SERVED BY SOURCE WATER SYSTEM |                 |                |              |        |                        | 268           |                                 |              |
| CEDAR POINT                                    | 3800100         | SUFFOLK        |              | NATL   |                        | 325           | 4.6                             |              |
| TOTAL POPULATION SERVED BY SOURCE WATER SYSTEM |                 |                |              |        |                        | 325           |                                 |              |
| CHARLOTTESVILLE                                | 2540500         | ALBEMARLE      | NaSiF6       | ADJ    | /54                    | 45000         |                                 | 0.9          |
| TOTAL POPULATION SERVED BY SOURCE WATER SYSTEM |                 |                |              |        |                        | 45000         |                                 |              |
| CHATHAM  | 5143114         | PITTSYLVANIA   | Acid         | ADJ    | 04/55                  | 2500          |                                 | 0.9          |
| TOTAL POPULATION SERVED BY SOURCE WATER SYSTEM |                 |                |              |        |                        | 2500          |                                 |              |

POPULATION SERVED FLUORIDATED DRINKING WATER BY SOURCE SYSTEM,  
CONSECUTIVE SYSTEM, AND COUNTY WITHIN STATE (AS OF 12/31/85)

# VIRGINIA

| WATER SYSTEM and<br>CONSECUTIVE SYSTEMS SERVED           | EPA<br>ID<br>NO | COUNTY         | CHEM<br>USED | STATUS | FLUOR<br>START<br>DATE | POP<br>SERVED | NATURAL SYSTEMS<br>NAT OPT<br>LEVEL LEVEL |
|--|-----------------|----------------|--------------|--------|------------------------|---------------|---|
| CHERRY GROVE ACRES W C                                   | 3093180         | ISLE OF WIGHT  |              | NATL   |                        | 200           | 4.6                                       |
| TOTAL POPULATION SERVED BY SOURCE WATER SYSTEM - - - - - |                 |                |              |        |                        | 200           |   |
| CHESAPEAKE   | 3550051         | CHESAPEAKE     | Acid         | ADJ    | 09/83                  | 100000        | 0.9                                       |
| TOTAL POPULATION SERVED BY SOURCE WATER SYSTEM - - - - - |                 |                |              |        |                        | 100000        |   |
| CHESAPEAKE BAY ESTS                                      | 4133200         | NORTHUMBERLAND |              | NATL   |                        | 400           | 2.2                                       |
| TOTAL POPULATION SERVED BY SOURCE WATER SYSTEM - - - - - |                 |                |              |        |                        | 400           |   |
| CHILHOWIE  | 1173090         | SMYTH          | NaF          | ADJ    | 02/87                  | 3600          | 0.9                                       |
| TOTAL POPULATION SERVED BY SOURCE WATER SYSTEM - - - - - |                 |                |              |        |                        | 3600          |   |
| CHRISTCHURCH SCHOOL                                      | 4119400         | MIDDLESEX      |              | NATL   |                        | 252           | 2.1                                       |
| TOTAL POPULATION SERVED BY SOURCE WATER SYSTEM - - - - - |                 |                |              |        |                        | 252           |   |
| CHUCKATUCK   | 3800120         | SUFFOLK        |              | NATL   |                        | 291           | 5.3                                       |
| TOTAL POPULATION SERVED BY SOURCE WATER SYSTEM - - - - - |                 |                |              |        |                        | 291           |   |
| CHURCHFIELDS   | 4103200         | LANCASTER      |              | NATL   |                        | 44            | 3.3                                       |
| TOTAL POPULATION SERVED BY SOURCE WATER SYSTEM - - - - - |                 |                |              |        |                        | 44            |   |
| CITIZENS WATER LEAGUE                                    | 3800780         | SUFFOLK        |              | NATL   |                        | 164           | 4.9                                       |
| TOTAL POPULATION SERVED BY SOURCE WATER SYSTEM - - - - - |                 |                |              |        |                        | 164           |   |
| CLARKSVILLE  | 5117310         | MECKLENBURG    | Acid         | ADJ    | 11/75                  | 1650          | 0.9                                       |
| TOTAL POPULATION SERVED BY SOURCE WATER SYSTEM - - - - - |                 |                |              |        |                        | 1650          |   |
| CLYDES DALE MHP  | 3093190         | ISLE OF WIGHT  |              | NATL   |                        | 75            | 2.3                                       |
| TOTAL POPULATION SERVED BY SOURCE WATER SYSTEM - - - - - |                 |                |              |        |                        | 75            |   |
| COBBS CREEK  | 4115435         | MATTHEWS       | NaF          | ADJ    | /80                    | 100           | 4.5                                       |
| TOTAL POPULATION SERVED BY SOURCE WATER SYSTEM - - - - - |                 |                |              |        |                        | 100           |   |
| COEBURN  | 1195170         | WISE           | Acid         | ADJ    | 03/72                  | 2500          | 0.9                                       |
| TOTAL POPULATION SERVED BY SOURCE WATER SYSTEM - - - - - |                 |                |              |        |                        | 2500          |   |

POPULATION SERVED FLUORIDATED DRINKING WATER BY SOURCE SYSTEM,  
CONSECUTIVE SYSTEM, AND COUNTY WITHIN STATE (AS OF 12/31/85)

**VIRGINIA**

| WATER SYSTEM and<br>CONSECUTIVE SYSTEMS SERVED | EPA<br>ID<br>NO | COUNTY       | CHEM<br>USED | STATUS | FLUOR<br>START<br>DATE | POP<br>SERVED | NATURAL SYSTEMS<br>NAT<br>LEVEL | OPT<br>LEVEL |
|--|-----------------|--------------|--------------|--------|------------------------|---------------|---------------------------------|--------------|
| COLONIAL BEACH                                 | 4193280         | WESTMORELAND |              |        | NATL                   | 4000          | 1.5                             |              |
| TOTAL POPULATION SERVED BY SOURCE WATER SYSTEM |                 |              |              |        |                        | 4000          |                                 |              |
| COLONIAL NATIONAL HIST PARK                    | 3095100         | JAMES CITY   |              |        | NATL                   | 1000          | 3.9                             |              |
| TOTAL POPULATION SERVED BY SOURCE WATER SYSTEM |                 |              |              |        |                        | 1000          |                                 |              |
| COLONY MANOR                                   | 3550200         | CHESAPEAKE   |              |        | NATL                   | 180           | 3.9                             |              |
| TOTAL POPULATION SERVED BY SOURCE WATER SYSTEM |                 |              |              |        |                        | 180           |                                 |              |
| CORROTOMAN BY THE BAY                          | 4103230         | LANCASTER    |              |        | NATL                   | 200           | 2.0                             |              |
| TOTAL POPULATION SERVED BY SOURCE WATER SYSTEM |                 |              |              |        |                        | 200           |                                 |              |
| COURTLAND                                      | 3175220         | SOUTHAMPTON  |              |        | NATL                   | 1300          | 4.0                             |              |
| TOTAL POPULATION SERVED BY SOURCE WATER SYSTEM |                 |              |              |        |                        | 1300          |                                 |              |
| COVE COLONY                                    | 4103250         | LANCASTER    |              |        | NATL                   | 124           | 1.8                             |              |
| TOTAL POPULATION SERVED BY SOURCE WATER SYSTEM |                 |              |              |        |                        | 124           |                                 |              |
| COVINGTON                                      | 2580100         | ALLEGHANY    | Acid         | ADJ    | 05/67                  | 10200         |                                 | 0.9          |
| TOTAL POPULATION SERVED BY SOURCE WATER SYSTEM |                 |              |              |        |                        | 10200         |                                 |              |
| CRANEY ISLAND                                  | 4085170         | HANOVER      |              |        | NATL                   | 268           | 1.3                             |              |
| TOTAL POPULATION SERVED BY SOURCE WATER SYSTEM |                 |              |              |        |                        | 268           |                                 |              |
| CREWE  | 5135160         | NOTTOWAY     | NaF          | ADJ    | 06/81                  | 2400          |                                 | 0.9          |
| TOTAL POPULATION SERVED BY SOURCE WATER SYSTEM |                 |              |              |        |                        | 2400          |                                 |              |
| CRITTENDEN                                     | 3800140         | SUFFOLK      |              |        | NATL                   | 200           | 4.9                             |              |
| TOTAL POPULATION SERVED BY SOURCE WATER SYSTEM |                 |              |              |        |                        | 200           |                                 |              |
| CROZET   | 2003050         | ALBEMARLE    | NaF          | ADJ    | 01/83                  | 3000          |                                 | 0.9          |
| TOTAL POPULATION SERVED BY SOURCE WATER SYSTEM |                 |              |              |        |                        | 3000          |                                 |              |
| CULPEPER                                       | 6047500         | CULPEPER     | Acid         | ADJ    | 10/65                  | 6800          |                                 | 0.9          |
| TOTAL POPULATION SERVED BY SOURCE WATER SYSTEM |                 |              |              |        |                        | 6800          |                                 |              |

POPULATION SERVED FLUORIDATED DRINKING WATER BY SOURCE SYSTEM,  
CONSECUTIVE SYSTEM, AND COUNTY WITHIN STATE (AS OF 12/31/85)

# VIRGINIA

| WATER SYSTEM and<br>CONSECUTIVE SYSTEMS SERVED           | EPA<br>ID<br>NO | COUNTY        | CHEM<br>USED | STATUS | FLUOR<br>START<br>DATE | POP<br>SERVED | NATURAL SYSTEMS<br>NAT<br>LEVEL | OPT<br>LEVEL |
|--|-----------------|---------------|--------------|--------|------------------------|---------------|---------------------------------|--------------|
| CUMBERLAND ELEM  | 5049090         | CUMBERLAND    | NaF          | ADJ    | /80                    | 990           |                                 | 4.5          |
| TOTAL POPULATION SERVED BY SOURCE WATER SYSTEM - - - - - |                 |               |              |        |                        | 990           |                                 |              |
| CUMBERLAND HIGH  | 5049100         | CUMBERLAND    | NaF          | ADJ    | /82                    | 990           |                                 | 4.5          |
| TOTAL POPULATION SERVED BY SOURCE WATER SYSTEM - - - - - |                 |               |              |        |                        | 990           |                                 |              |
| CUMBERLAND HOSPITAL                                      | 4127141         | NEW KENT      |              | NATL   |                        | 100           | 2.0                             |              |
| TOTAL POPULATION SERVED BY SOURCE WATER SYSTEM - - - - - |                 |               |              |        |                        | 100           |                                 |              |
| CYPRESS COVE GARDENS                                     | 3175260         | SOUTHAMPTON   |              | NATL   |                        | 80            | 4.6                             |              |
| TOTAL POPULATION SERVED BY SOURCE WATER SYSTEM - - - - - |                 |               |              |        |                        | 80            |                                 |              |
| DAINGERFIELD   | 4057250         | ESSEX         |              | NATL   |                        | 40            | 1.9                             |              |
| TOTAL POPULATION SERVED BY SOURCE WATER SYSTEM - - - - - |                 |               |              |        |                        | 40            |                                 |              |
| DANVILLE   | 5590100         | PITTSYLVANIA  | NaSiF6       | ADJ    | 10/53                  | 45700         |                                 | 0.9          |
| MT CROSS ROAD  | 5143394         | PITTSYLVANIA  |              | CONS   |                        | 780           |                                 |              |
| MT HERMON  | 5143396         | PITTSYLVANIA  |              | CONS   |                        | 1752          |                                 |              |
| SHERWOOD ACRES   | 5143741         | PITTSYLVANIA  |              | CONS   |                        | 400           |                                 |              |
| WESTOVER HILLS   | 5143910         | PITTSYLVANIA  |              | CONS   |                        | 2000          |                                 |              |
| TOTAL POPULATION SERVED BY SOURCE WATER SYSTEM - - - - - |                 |               |              |        |                        | 50632         |                                 |              |
| DAYLE ACRES  | 3800190         | SUFFOLK       |              | NATL   |                        | 68            | 4.9                             |              |
| TOTAL POPULATION SERVED BY SOURCE WATER SYSTEM - - - - - |                 |               |              |        |                        | 68            |                                 |              |
| DAYS POINT   | 3093200         | ISLE OF WIGHT |              | NATL   |                        | 276           | 4.0                             |              |
| TOTAL POPULATION SERVED BY SOURCE WATER SYSTEM - - - - - |                 |               |              |        |                        | 276           |                                 |              |
| DAYTON   | 2165210         | ROCKINGHAM    | Acid         | ADJ    | 11/82                  | 978           |                                 | 0.9          |
| TOTAL POPULATION SERVED BY SOURCE WATER SYSTEM - - - - - |                 |               |              |        |                        | 978           |                                 |              |
| DEERFIELD SUBD   | 3800180         | SUFFOLK       |              | NATL   |                        | 492           | 4.4                             |              |
| TOTAL POPULATION SERVED BY SOURCE WATER SYSTEM - - - - - |                 |               |              |        |                        | 492           |                                 |              |
| DRIFTWOOD BEACH  | 4193360         | WESTMORELAND  |              | NATL   |                        | 196           | 1.8                             |              |
| TOTAL POPULATION SERVED BY SOURCE WATER SYSTEM - - - - - |                 |               |              |        |                        | 196           |                                 |              |

POPULATION SERVED FLUORIDATED DRINKING WATER BY SOURCE SYSTEM,  
CONSECUTIVE SYSTEM, AND COUNTY WITHIN STATE (AS OF 12/31/85)

# VIRGINIA

| WATER SYSTEM and<br>CONSECUTIVE SYSTEMS SERVED           | EPA<br>ID<br>NO    | COUNTY             | CHEM<br>USED | STATUS      | FLUOR<br>START<br>DATE | POP<br>SERVED   | NATURAL SYSTEMS |              |
|--|--------------------|--------------------|--------------|-------------|------------------------|-----------------|-----------------|--------------|
|  |                    |                    |              |             |                        |                 | NAT<br>LEVEL    | OPT<br>LEVEL |
| DUCK TRL CT  | 3093220            | ISLE OF WIGHT      |              |             | NATL                   | 138             | 2.5             |              |
| TOTAL POPULATION SERVED BY SOURCE WATER SYSTEM - - - - - |                    |                    |              |             |                        | 138             |                 |              |
| EASTERSHORE WILDLIFE                                     | 3131122            | NORTHAMPTON        |              |             | NATL                   | 25              | 0.8             |              |
| TOTAL POPULATION SERVED BY SOURCE WATER SYSTEM - - - - - |                    |                    |              |             |                        | 25              |                 |              |
| ECLIPSE  | 3800210            | SUFFOLK            |              |             | NATL                   | 120             | 4.4             |              |
| TOTAL POPULATION SERVED BY SOURCE WATER SYSTEM - - - - - |                    |                    |              |             |                        | 120             |                 |              |
| ECLIPSE WA INC   | 3800200            | SUFFOLK            |              |             | NATL                   | 360             | 4.5             |              |
| TOTAL POPULATION SERVED BY SOURCE WATER SYSTEM - - - - - |                    |                    |              |             |                        | 360             |                 |              |
| EDGEHILL   | 3175340            | SOUTHAMPTON        |              |             | NATL                   | 332             | 2.4             |              |
| TOTAL POPULATION SERVED BY SOURCE WATER SYSTEM - - - - - |                    |                    |              |             |                        | 332             |                 |              |
| EDWARD'S TRL PK  | 3093225            | ISLE OF WIGHT      |              |             | NATL                   | 72              | 3.0             |              |
| TOTAL POPULATION SERVED BY SOURCE WATER SYSTEM - - - - - |                    |                    |              |             |                        | 72              |                 |              |
| EMPORIA  | 3595250            | GREENSVILLE        | Acid         | ADJ         | 10/78                  | 8000            |                 | 0.9          |
| TOTAL POPULATION SERVED BY SOURCE WATER SYSTEM - - - - - |                    |                    |              |             |                        | 8000            |                 |              |
| FAIRFAX CO WATER AUTH-OCOQUAN<br>FALLS CHURCH (PART)     | 6059500<br>6610100 | FAIRFAX<br>FAIRFAX | Acid         | ADJ<br>CONS | 06/53                  | 450000<br>72000 |                 | 0.9          |
| TOTAL POPULATION SERVED BY SOURCE WATER SYSTEM - - - - - |                    |                    |              |             |                        | 522000          |                 |              |
| FAIRFAX CO WATER AUTH-POTOMAC                            | 6059501            | FAIRFAX            | Acid         | ADJ         | 06/53                  | 150000          |                 | 0.9          |
| TOTAL POPULATION SERVED BY SOURCE WATER SYSTEM - - - - - |                    |                    |              |             |                        | 150000          |                 |              |
| FAIRFAX, CITY  | 6600100            | FAIRFAX            | Acid         | ADJ         | 06/53                  | 115000          |                 | 0.9          |
| TOTAL POPULATION SERVED BY SOURCE WATER SYSTEM - - - - - |                    |                    |              |             |                        | 115000          |                 |              |
| FARMVILLE  | 5147170            | PRINCE EDWARD      | Acid         | ADJ         | 04/54                  | 6250            |                 | 0.9          |
| TOTAL POPULATION SERVED BY SOURCE WATER SYSTEM - - - - - |                    |                    |              |             |                        | 6250            |                 |              |
| FED CORRECT INS  | 3149240            | PETERSBURG         |              |             | NATL                   | 750             | 0.9             |              |
| TOTAL POPULATION SERVED BY SOURCE WATER SYSTEM - - - - - |                    |                    |              |             |                        | 750             |                 |              |

POPULATION SERVED FLUORIDATED DRINKING WATER BY SOURCE SYSTEM,  
CONSECUTIVE SYSTEM, AND COUNTY WITHIN STATE (AS OF 12/31/85)

**VIRGINIA**

| WATER SYSTEM and<br>CONSECUTIVE SYSTEMS SERVED           | EPA<br>ID<br>NO | COUNTY         | CHEM<br>USED | STATUS | FLUOR<br>START<br>DATE | POP<br>SERVED | NATURAL SYSTEMS |              |
|--|-----------------|----------------|--------------|--------|------------------------|---------------|-----------------|--------------|
|  |                 |                |              |        |                        |               | NAT<br>LEVEL    | OPT<br>LEVEL |
| FIRST COLONY   | 3095240         | JAMES CITY     |              |        | NATL                   | 796           | 4.6             |              |
| TOTAL POPULATION SERVED BY SOURCE WATER SYSTEM - - - - - |                 |                |              |        |                        | 796           |                 |              |
| FLEETON  | 4133280         | NORTHUMBERLAND |              |        | NATL                   | 40            | 2.2             |              |
| TOTAL POPULATION SERVED BY SOURCE WATER SYSTEM - - - - - |                 |                |              |        |                        | 40            |                 |              |
| FOREST GLEN TERRACE                                      | 3800240         | SUFFOLK        |              |        | NATL                   | 80            | 5.4             |              |
| TOTAL POPULATION SERVED BY SOURCE WATER SYSTEM - - - - - |                 |                |              |        |                        | 80            |                 |              |
| FOXWELLS   | 4103350         | LANCASTER      |              |        | NATL                   | 300           | 3.2             |              |
| TOTAL POPULATION SERVED BY SOURCE WATER SYSTEM - - - - - |                 |                |              |        |                        | 300           |                 |              |
| FRANKLIN   | 3620350         | FRANKLIN       |              |        | NATL                   | 9600          | 3.8             |              |
| TOTAL POPULATION SERVED BY SOURCE WATER SYSTEM - - - - - |                 |                |              |        |                        | 9600          |                 |              |
| FREDERICKSBURG   | 6630050         | SPOTSYLVANIA   | NaSiF6       | ADJ    | 02/53                  | 20000         |                 | 0.9          |
| TOTAL POPULATION SERVED BY SOURCE WATER SYSTEM - - - - - |                 |                |              |        |                        | 20000         |                 |              |
| FRIES  | 107220          | GRAYSON        | NaF          | ADJ    | 06/52                  | 1300          |                 | 0.9          |
| TOTAL POPULATION SERVED BY SOURCE WATER SYSTEM - - - - - |                 |                |              |        |                        | 1300          |                 |              |
| FRONT ROYAL  | 2187406         | WARREN         | NaSiF6       | ADJ    | 12/63                  | 11500         |                 | 0.9          |
| SHENANDOAH SHORES  | 2187812         | WARREN         |              | CONS   |                        | 233           |                 |              |
| TOTAL POPULATION SERVED BY SOURCE WATER SYSTEM - - - - - |                 |                |              |        |                        | 11733         |                 |              |
| GALAX  | 1640243         | GRAYSON        | NaSiF6       | ADJ    | 09/67                  | 6700          |                 | 0.9          |
| TOTAL POPULATION SERVED BY SOURCE WATER SYSTEM - - - - - |                 |                |              |        |                        | 6700          |                 |              |
| GATE CITY  | 1169405         | SCOTT          | NaSiF6       | ADJ    | 12/70                  | 2618          |                 | 0.9          |
| ECONOMICAL SUBDIV  | 1169300         | SCOTT          |              | CONS   |                        | 73            |                 |              |
| TOTAL POPULATION SERVED BY SOURCE WATER SYSTEM - - - - - |                 |                |              |        |                        | 2691          |                 |              |
| GLASGOW  | 2163225         | ROCKBRIDGE     | NaF          | ADJ    | 06/84                  | 1000          |                 | 0.9          |
| TOTAL POPULATION SERVED BY SOURCE WATER SYSTEM - - - - - |                 |                |              |        |                        | 1000          |                 |              |
| GLEBE POINT  | 4133320         | NORTHUMBERLAND |              |        | NATL                   | 112           | 1.9             |              |
| TOTAL POPULATION SERVED BY SOURCE WATER SYSTEM - - - - - |                 |                |              |        |                        | 112           |                 |              |

POPULATION SERVED FLUORIDATED DRINKING WATER BY SOURCE SYSTEM,  
CONSECUTIVE SYSTEM, AND COUNTY WITHIN STATE (AS OF 12/31/85)

**VIRGINIA**

| WATER SYSTEM and<br>CONSECUTIVE SYSTEMS SERVED           | EPA<br>ID<br>NO | COUNTY         | CHEM<br>USED | STATUS | FLUOR<br>START<br>DATE | POP<br>SERVED | NATURAL SYSTEMS<br>NAT OPT<br>LEVEL LEVEL |
|--|-----------------|----------------|--------------|--------|------------------------|---------------|---|
| GLENWOOD   | 5143194         | PITTSYLVANIA   |              | NATL   |                        | 900           | 0.8                                       |
| TOTAL POPULATION SERVED BY SOURCE WATER SYSTEM - - - - - |                 |                |              |        |                        | 900           |   |
| GLOUCESTER CO SAN DIST                                   | 4073320         | GLOUCESTER     |              | NATL   |                        | 1330          | 2.0                                       |
| TOTAL POPULATION SERVED BY SOURCE WATER SYSTEM - - - - - |                 |                |              |        |                        | 1330          |   |
| GLOUCESTER POINT SD 2                                    | 4073320         | GLOUCESTER     |              | NATL   |                        | 3350          | 2.1                                       |
| TOTAL POPULATION SERVED BY SOURCE WATER SYSTEM - - - - - |                 |                |              |        |                        | 3350          |   |
| CORDONSVILLE   | 6137400         | ORANGE         | Acid         | ADJ    | 12/70                  | 1400          | 0.9                                       |
| TOTAL POPULATION SERVED BY SOURCE WATER SYSTEM - - - - - |                 |                |              |        |                        | 1400          |   |
| GREEN SPRINGS MHP  | 3095320         | JAMES CITY     |              | NATL   |                        | 258           | 2.2                                       |
| TOTAL POPULATION SERVED BY SOURCE WATER SYSTEM - - - - - |                 |                |              |        |                        | 258           |   |
| GREINA   | 5143210         | PITTSYLVANIA   | NaF          | ADJ    | 07/83                  | 1300          | 0.9                                       |
| TOTAL POPULATION SERVED BY SOURCE WATER SYSTEM - - - - - |                 |                |              |        |                        | 1300          |   |
| GWYNFIELD SUBD   | 4057400         | ESSEX          |              | NATL   |                        | 400           | 2.1                                       |
| TOTAL POPULATION SERVED BY SOURCE WATER SYSTEM - - - - - |                 |                |              |        |                        | 400           |   |
| H O CARTER SUBD  | 3800088         | SUFFOLK        |              | NATL   |                        | 64            | 0.7                                       |
| TOTAL POPULATION SERVED BY SOURCE WATER SYSTEM - - - - - |                 |                |              |        |                        | 64            |   |
| HARBOR VIEW COLONY                                       | 4193520         | WESTMORELAND   |              | NATL   |                        | 228           | 1.6                                       |
| TOTAL POPULATION SERVED BY SOURCE WATER SYSTEM - - - - - |                 |                |              |        |                        | 228           |   |
| HARRISONBURG   | 2660345         | ROCKINGHAM     | NaF          | ADJ    | 09/55                  | 30000         | 0.9                                       |
| TOTAL POPULATION SERVED BY SOURCE WATER SYSTEM - - - - - |                 |                |              |        |                        | 30000         |   |
| HAYNESVILLE CORRECTIONAL                                 | 4159200         | RICHMOND       |              | NATL   |                        | 120           | 1.9                                       |
| TOTAL POPULATION SERVED BY SOURCE WATER SYSTEM - - - - - |                 |                |              |        |                        | 120           |   |
| HEATHSVILLE  | 4133360         | NORTHUMBERLAND |              | NATL   |                        | 368           | 1.2                                       |
| TOTAL POPULATION SERVED BY SOURCE WATER SYSTEM - - - - - |                 |                |              |        |                        | 368           |   |

POPULATION SERVED FLUORIDATED DRINKING WATER BY SOURCE SYSTEM,  
CONSECUTIVE SYSTEM, AND COUNTY WITHIN STATE (AS OF 12/31/85)

**VIRGINIA**

| WATER SYSTEM and<br>CONSECUTIVE SYSTEMS SERVED           | EPA<br>ID<br>NO | COUNTY         | CHEM<br>USED | STATUS | FLUOR<br>START<br>DATE | POP<br>SERVED | NATURAL SYSTEMS<br>NAT<br>LEVEL | OPT<br>LEVEL |
|--|-----------------|----------------|--------------|--------|------------------------|---------------|---------------------------------|--------------|
| HENRY CO SERV AUTH                                       | 5089487         | HENRY          | NaF          | ADJ    | 06/82                  | 3770          |                                 | 0.9          |
| TOTAL POPULATION SERVED BY SOURCE WATER SYSTEM - - - - - |                 |                |              |        |                        | 3770          |                                 |              |
| HERITAGE POINT   | 4103500         | LANCASTER      |              | NATL   |                        | 1264          | 2.4                             |              |
| TOTAL POPULATION SERVED BY SOURCE WATER SYSTEM - - - - - |                 |                |              |        |                        | 1264          |                                 |              |
| HILLSVILLE   | 1035295         | CARROLL        | NaF          | ADJ    | 03/81                  | 2800          |                                 | 0.9          |
| TOTAL POPULATION SERVED BY SOURCE WATER SYSTEM - - - - - |                 |                |              |        |                        | 2800          |                                 |              |
| HOBSON ARTESIAN WELL                                     | 3800290         | SUFFOLK        |              | NATL   |                        | 180           | 5.0                             |              |
| TOTAL POPULATION SERVED BY SOURCE WATER SYSTEM - - - - - |                 |                |              |        |                        | 180           |                                 |              |
| HOBSON CIVIC   | 3800300         | SUFFOLK        |              | NATL   |                        | 148           | 4.9                             |              |
| TOTAL POPULATION SERVED BY SOURCE WATER SYSTEM - - - - - |                 |                |              |        |                        | 148           |                                 |              |
| HOLLAND WATER CO   | 3800310         | SUFFOLK        |              | NATL   |                        | 400           | 5.4                             |              |
| TOTAL POPULATION SERVED BY SOURCE WATER SYSTEM - - - - - |                 |                |              |        |                        | 400           |                                 |              |
| HOLLYWOOD  | 3800320         | SUFFOLK        |              | NATL   |                        | 56            | 6.3                             |              |
| TOTAL POPULATION SERVED BY SOURCE WATER SYSTEM - - - - - |                 |                |              |        |                        | 56            |                                 |              |
| HORNER'S BEACH   | 4193560         | WESTMORELAND   |              | NATL   |                        | 184           | 1.9                             |              |
| TOTAL POPULATION SERVED BY SOURCE WATER SYSTEM - - - - - |                 |                |              |        |                        | 184           |                                 |              |
| HORSESHOE MANOR  | 6099285         | KING GEORGE    |              | NATL   |                        | 44            | 1.0                             |              |
| TOTAL POPULATION SERVED BY SOURCE WATER SYSTEM - - - - - |                 |                |              |        |                        | 44            |                                 |              |
| HURT   | 5143246         | PITTSYLVANIA   |              | NATL   |                        | 1500          | 1.1                             |              |
| TOTAL POPULATION SERVED BY SOURCE WATER SYSTEM - - - - - |                 |                |              |        |                        | 1500          |                                 |              |
| IDLEWOOD   | 3800330         | SUFFOLK        |              | NATL   |                        | 156           | 6.0                             |              |
| TOTAL POPULATION SERVED BY SOURCE WATER SYSTEM - - - - - |                 |                |              |        |                        | 156           |                                 |              |
| INDIAN CREEK ESTS  | 4133400         | NORTHUMBERLAND |              | NATL   |                        | 216           | 3.0                             |              |
| TOTAL POPULATION SERVED BY SOURCE WATER SYSTEM - - - - - |                 |                |              |        |                        | 216           |                                 |              |



POPULATION SERVED FLUORIDATED DRINKING WATER BY SOURCE SYSTEM,  
CONSECUTIVE SYSTEM, AND COUNTY WITHIN STATE (AS OF 12/31/85)

**VIRGINIA**

| WATER SYSTEM and<br>CONSECUTIVE SYSTEMS SERVED | EPA<br>ID<br>NO | COUNTY         | CHEM<br>USED | STATUS | FLUOR<br>START<br>DATE | POP<br>SERVED | NATURAL SYSTEMS<br>NAT OPT<br>LEVEL LEVEL |
|--|-----------------|----------------|--------------|--------|------------------------|---------------|---|
| INDIAN FIELD SUB                               | 4159300         | RICHMOND       |              |        | NATL                   | 130           | 1.0                                       |
| TOTAL POPULATION SERVED BY SOURCE WATER SYSTEM |                 |                |              |        |                        | 130           |   |
| INDIGO PARK                                    | 3095400         | JAMES CITY     |              |        | NATL                   | 880           | 1.1                                       |
| TOTAL POPULATION SERVED BY SOURCE WATER SYSTEM |                 |                |              |        |                        | 880           |   |
| IRVINGTON                                      | 4103550         | LANCASTER      |              |        | NATL                   | 567           | 3.2                                       |
| TOTAL POPULATION SERVED BY SOURCE WATER SYSTEM |                 |                |              |        |                        | 567           |   |
| ISLAND CREEK                                   | 5117944         | MECKLENBURG    |              |        | NATL                   | 50            | 1.5                                       |
| TOTAL POPULATION SERVED BY SOURCE WATER SYSTEM |                 |                |              |        |                        | 50            |   |
| ISLE OF WIGHT MOBILE VILLAGE                   | 3093316         | ISLE OF WIGHT  |              |        | NATL                   | 267           | 4.4                                       |
| TOTAL POPULATION SERVED BY SOURCE WATER SYSTEM |                 |                |              |        |                        | 267           |   |
| ITT GWALINEY                                   | 3093300         | ISLE OF WIGHT  |              |        | NATL                   | 1500          | 3.5                                       |
| TOTAL POPULATION SERVED BY SOURCE WATER SYSTEM |                 |                |              |        |                        | 1500          |   |
| JAMES TERRACE                                  | 3095440         | JAMES CITY     |              |        | NATL                   | 3040          | 2.3                                       |
| TOTAL POPULATION SERVED BY SOURCE WATER SYSTEM |                 |                |              |        |                        | 3040          |   |
| JETTY REACH SUB                                | 4133415         | NORTHUMBERLAND |              |        | NATL                   | 40            | 2.0                                       |
| TOTAL POPULATION SERVED BY SOURCE WATER SYSTEM |                 |                |              |        |                        | 40            |   |
| JOHN FLANNIGAN WATER AUTH                      | 1051377         | DICKENSON      | Acid         | ADJ    | 01/82                  | 5000          | 0.9                                       |
| TOTAL POPULATION SERVED BY SOURCE WATER SYSTEM |                 |                |              |        |                        | 5000          |   |
| KENTIWOOD MHP                                  | 4127425         | NEW KENT       |              |        | NATL                   | 108           | 1.1                                       |
| TOTAL POPULATION SERVED BY SOURCE WATER SYSTEM |                 |                |              |        |                        | 108           |   |
| KEYSVILLE                                      | 5037300         | CHARLOTTE      | Acid         | ADJ    | 05/79                  | 900           | 0.9                                       |
| TOTAL POPULATION SERVED BY SOURCE WATER SYSTEM |                 |                |              |        |                        | 900           |   |
| KILBY SHORES                                   | 3800370         | SUFFOLK        |              |        | NATL                   | 532           | 5.2                                       |
| TOTAL POPULATION SERVED BY SOURCE WATER SYSTEM |                 |                |              |        |                        | 532           |   |

POPULATION SERVED FLUORIDATED DRINKING WATER BY SOURCE SYSTEM,  
CONSECUTIVE SYSTEM, AND COUNTY WITHIN STATE (AS OF 12/31/85)

**VIRGINIA**

| WATER SYSTEM and<br>CONSECUTIVE SYSTEMS SERVED           | EPA<br>ID<br>NO | COUNTY      | CHEM<br>USED | STATUS | FLUOR<br>START<br>DATE | POP<br>SERVED | NATURAL SYSTEMS |              |
|--|-----------------|-------------|--------------|--------|------------------------|---------------|-----------------|--------------|
|  |                 |             |              |        |                        |               | NAT<br>LEVEL    | OPT<br>LEVEL |
| KILMARNOCK   | 4103600         | LANCASTER   |              |        |                        | 1800          | 3.3             |              |
| TOTAL POPULATION SERVED BY SOURCE WATER SYSTEM - - - - - |                 |             |              |        |                        | 1800          |                 |              |
| KINGSDALE (MOSLEY)                                       | 3175461         | SOUTHAMPTON |              |        |                        | 192           | 0.0             |              |
| TOTAL POPULATION SERVED BY SOURCE WATER SYSTEM - - - - - |                 |             |              |        |                        | 192           |                 |              |
| KINGSLAND  | 4103630         | LANCASTER   |              |        |                        | 100           | 3.3             |              |
| TOTAL POPULATION SERVED BY SOURCE WATER SYSTEM - - - - - |                 |             |              |        |                        | 100           |                 |              |
| LAKE FOREST SUBD   | 3800400         | SUFFOLK     |              |        |                        | 192           | 5.2             |              |
| TOTAL POPULATION SERVED BY SOURCE WATER SYSTEM - - - - - |                 |             |              |        |                        | 192           |                 |              |
| LAKE MEADE   | 3800420         | SUFFOLK     |              |        |                        | 36            | 5.4             |              |
| TOTAL POPULATION SERVED BY SOURCE WATER SYSTEM - - - - - |                 |             |              |        |                        | 36            |                 |              |
| LAKE PRINCE MEADOW                                       | 3800425         | SUFFOLK     |              |        |                        | 28            | 5.6             |              |
| TOTAL POPULATION SERVED BY SOURCE WATER SYSTEM - - - - - |                 |             |              |        |                        | 28            |                 |              |
| LAKE SPEIGHT COLONY                                      | 3800440         | SUFFOLK     |              |        |                        | 288           | 5.4             |              |
| TOTAL POPULATION SERVED BY SOURCE WATER SYSTEM - - - - - |                 |             |              |        |                        | 288           |                 |              |
| LAKESHAWNEE  | 4145510         | POWHATAN    |              |        |                        | 428           | 1.4             |              |
| TOTAL POPULATION SERVED BY SOURCE WATER SYSTEM - - - - - |                 |             |              |        |                        | 428           |                 |              |
| LANCASTER CT HS  | 4103680         | LANCASTER   |              |        |                        | 140           | 2.8             |              |
| TOTAL POPULATION SERVED BY SOURCE WATER SYSTEM - - - - - |                 |             |              |        |                        | 140           |                 |              |
| LANIATION MHP  | 3550750         | CHESAPEAKE  |              |        |                        | 150           | 4.2             |              |
| TOTAL POPULATION SERVED BY SOURCE WATER SYSTEM - - - - - |                 |             |              |        |                        | 150           |                 |              |
| LAUREL POINT   | 4103750         | LANCASTER   |              |        |                        | 68            | 1.8             |              |
| TOTAL POPULATION SERVED BY SOURCE WATER SYSTEM - - - - - |                 |             |              |        |                        | 68            |                 |              |
| LAWRENCEVILLE  | 5025450         | BRUNSWICK   | Acid         | ADJ    | 03/82                  | 3050          |                 | 0.9          |
| TOTAL POPULATION SERVED BY SOURCE WATER SYSTEM - - - - - |                 |             |              |        |                        | 3050          |                 |              |

POPULATION SERVED FLUORIDATED DRINKING WATER BY SOURCE SYSTEM,  
CONSECUTIVE SYSTEM, AND COUNTY WITHIN STATE (AS OF 12/31/85)

**VIRGINIA**

| WATER SYSTEM and<br>CONSECUTIVE SYSTEMS SERVED | EPA<br>ID<br>NO | COUNTY         | CHEM<br>USED | STATUS | FLUOR<br>START<br>DATE | POP<br>SERVED | NATURAL SYSTEMS<br>NAT OPT<br>LEVEL LEVEL |
|--|-----------------|----------------|--------------|--------|------------------------|---------------|---|
| LEE JACKSON                                    | 4115600         | MATTHEWS       | NaF          | ADJ    | /80                    | 480           | 4.5                                       |
| TOTAL POPULATION SERVED BY SOURCE WATER SYSTEM |                 |                |              |        |                        | 480           |   |
| LEE-DALE SHORES                                | 4133440         | NORTHUMBERLAND |              | NATL   |                        | 84            | 2.0                                       |
| TOTAL POPULATION SERVED BY SOURCE WATER SYSTEM |                 |                |              |        |                        | 84            |   |
| LEESBURG                                       | 6107300         | LOUDOUN        | Acid         | ADJ    | 12/78                  | 10000         | 0.9                                       |
| TOTAL POPULATION SERVED BY SOURCE WATER SYSTEM |                 |                |              |        |                        | 10000         |   |
| LITTLE BAY COMM                                | 4103780         | NORTHUMBERLAND |              | NATL   |                        | 32            | 3.3                                       |
| TOTAL POPULATION SERVED BY SOURCE WATER SYSTEM |                 |                |              |        |                        | 32            |   |
| LIVELY   | 4103800         | LANCASTER      |              | NATL   |                        | 500           | 2.1                                       |
| TOTAL POPULATION SERVED BY SOURCE WATER SYSTEM |                 |                |              |        |                        | 500           |   |
| LOCKSLEY HALL                                  | 4133520         | NORTHUMBERLAND |              | NATL   |                        | 144           | 2.1                                       |
| TOTAL POPULATION SERVED BY SOURCE WATER SYSTEM |                 |                |              |        |                        | 144           |   |
| LOUISA   | 2019510         | LOUISA         | NaF          | ADJ    | 06/85                  | 920           | 0.9                                       |
| TOTAL POPULATION SERVED BY SOURCE WATER SYSTEM |                 |                |              |        |                        | 920           |   |
| LUCKHAM PT SUB                                 | 4133600         | NORTHUMBERLAND |              | NATL   |                        | 72            | 2.0                                       |
| TOTAL POPULATION SERVED BY SOURCE WATER SYSTEM |                 |                |              |        |                        | 72            |   |
| LUTTRELLVILLE                                  | 4159500         | RICHMOND       |              | NATL   |                        | 284           | 2.2                                       |
| TOTAL POPULATION SERVED BY SOURCE WATER SYSTEM |                 |                |              |        |                        | 284           |   |
| LYNCHBURG                                      | 5680200         | CAMPBELL       | NaSiF6       | ADJ    | 09/51                  | 67000         | 0.9                                       |
| TOTAL POPULATION SERVED BY SOURCE WATER SYSTEM |                 |                |              |        |                        | 67000         |   |
| MAGNOLIA                                       | 3800500         | SUFFOLK        |              | NATL   |                        | 140           | 6.1                                       |
| TOTAL POPULATION SERVED BY SOURCE WATER SYSTEM |                 |                |              |        |                        | 140           |   |
| MAGRUDER TRL PK                                | 3199400         | YORK           |              | NATL   |                        | 155           | 2.0                                       |
| TOTAL POPULATION SERVED BY SOURCE WATER SYSTEM |                 |                |              |        |                        | 155           |   |

POPULATION SERVED FLUORIDATED DRINKING WATER BY SOURCE SYSTEM,  
CONSECUTIVE SYSTEM, AND COUNTY WITHIN STATE (AS OF 12/31/85)

**VIRGINIA**

| WATER SYSTEM and<br>CONSECUTIVE SYSTEMS SERVED           | EPA<br>ID<br>NO | COUNTY         | CHEM<br>USED | STATUS | FLUOR<br>START<br>DATE | POP<br>SERVED | NATURAL SYSTEMS<br>NAT<br>LEVEL | OPT<br>LEVEL |
|--|-----------------|----------------|--------------|--------|------------------------|---------------|---------------------------------|--------------|
| MANASSAS   | 6685100         | PRINCE WILLIAM | NaSiF6       | ADJ    | 05/74                  | 22000         |                                 | 0.9          |
| TOTAL POPULATION SERVED BY SOURCE WATER SYSTEM - - - - - |                 |                |              |        |                        | 22000         |                                 |              |
| MAPLE HILL   | 3800510         | SUFFOLK        |              | NATL   |                        | 300           | 5.4                             |              |
| TOTAL POPULATION SERVED BY SOURCE WATER SYSTEM - - - - - |                 |                |              |        |                        | 300           |                                 |              |
| MARION   | 1173481         | SMYTH          | NaF          | ADJ    | 03/76                  | 12500         |                                 | 0.9          |
| TOTAL POPULATION SERVED BY SOURCE WATER SYSTEM - - - - - |                 |                |              |        |                        | 12500         |                                 |              |
| MARTINSVILLE   | 5690400         | MARTINSVILLE   | Acid         | ADJ    | 06/66                  | 21000         |                                 | 0.9          |
| TOTAL POPULATION SERVED BY SOURCE WATER SYSTEM - - - - - |                 |                |              |        |                        | 21000         |                                 |              |
| MATHEWS INTERMEDIATE                                     | 4115646         | MATHEWS        | NaF          | ADJ    | /80                    | 460           |                                 | 4.5          |
| TOTAL POPULATION SERVED BY SOURCE WATER SYSTEM - - - - - |                 |                |              |        |                        | 460           |                                 |              |
| MAURY SERVICE AUTH                                       | 2163550         | ROCKBRIDGE     | Acid         | ADJ    | 02/74                  | 8175          |                                 | 0.9          |
| TOTAL POPULATION SERVED BY SOURCE WATER SYSTEM - - - - - |                 |                |              |        |                        | 8175          |                                 |              |
| MILTEER ACRES  | 3800530         | SUFFOLK        |              | NATL   |                        | 400           | 4.9                             |              |
| TOTAL POPULATION SERVED BY SOURCE WATER SYSTEM - - - - - |                 |                |              |        |                        | 400           |                                 |              |
| MIZIPAH NURSING HOME                                     | 4119535         | MIDDLESEX      |              | NATL   |                        | 89            | 2.8                             |              |
| TOTAL POPULATION SERVED BY SOURCE WATER SYSTEM - - - - - |                 |                |              |        |                        | 89            |                                 |              |
| MOCCASIN GAP   | 1169650         | SCOTT          | Acid         | ADJ    | 03/72                  | 5400          |                                 | 0.9          |
| TOTAL POPULATION SERVED BY SOURCE WATER SYSTEM - - - - - |                 |                |              |        |                        | 5400          |                                 |              |
| MURPHY'S TRL CT  | 3093330         | ISLE OF WIGHT  |              | NATL   |                        | 99            | 4.5                             |              |
| TOTAL POPULATION SERVED BY SOURCE WATER SYSTEM - - - - - |                 |                |              |        |                        | 99            |                                 |              |
| NANSEMOND CORRECTIONAL                                   | 3093450         | ISLE OF WIGHT  |              | NATL   |                        | 100           | 3.4                             |              |
| TOTAL POPULATION SERVED BY SOURCE WATER SYSTEM - - - - - |                 |                |              |        |                        | 100           |                                 |              |
| NANSEMOND GARDENS  | 3800580         | SUFFOLK        |              | NATL   |                        | 660           | 6.0                             |              |
| TOTAL POPULATION SERVED BY SOURCE WATER SYSTEM - - - - - |                 |                |              |        |                        | 660           |                                 |              |

POPULATION SERVED FLUORIDATED DRINKING WATER BY SOURCE SYSTEM,  
CONSECUTIVE SYSTEM, AND COUNTY WITHIN STATE (AS OF 12/31/85)

# VIRGINIA

| WATER SYSTEM and<br>CONSECUTIVE SYSTEMS SERVED           | EPA<br>ID<br>NO | COUNTY        | CHEM<br>USED       | STATUS | FLUOR<br>START<br>DATE | POP<br>SERVED | NATURAL SYSTEMS<br>NAT<br>LEVEL | OPT.<br>LEVEL |
|--|-----------------|---------------|--------------------|--------|------------------------|---------------|---------------------------------|---------------|
| NANSEMOND SHORES   | 3800620         | SUFFOLK       |                    |        | NATL                   | 1000          | 3.0                             |               |
| TOTAL POPULATION SERVED BY SOURCE WATER SYSTEM - - - - - |                 |               |                    |        |                        | 1000          |                                 |               |
| NARROWS  | 1071565         | GILES         | NaF                | ADJ    | 06/82                  | 3000          |                                 | 0.9           |
| TOTAL POPULATION SERVED BY SOURCE WATER SYSTEM - - - - - |                 |               |                    |        |                        | 3000          |                                 |               |
| NAYLOR'S BEACH   | 4159610         | RICHMOND      |                    |        | NATL                   | 28            | 2.6                             |               |
| TOTAL POPULATION SERVED BY SOURCE WATER SYSTEM - - - - - |                 |               |                    |        |                        | 28            |                                 |               |
| NEW KENT   | 4127430         | NEW KENT      |                    |        | NATL                   | 40            | 0.8                             |               |
| TOTAL POPULATION SERVED BY SOURCE WATER SYSTEM - - - - - |                 |               |                    |        |                        | 40            |                                 |               |
| NEWPORT NEWS   | 3700510         | NEWPORT NEWS  | NaSiF <sub>6</sub> | ADJ    | 01/53                  | 300000        |                                 | 0.9           |
| FT EUSTIS-US ARMY TRANS CTR                              | 3700100         | NEWPORT NEWS  |                    | CONS   |                        | 12538         |                                 |               |
| FT MONROE  | 3650150         | NEWPORT NEWS  |                    | CONS   |                        | 2803          |                                 |               |
| JAMES RIVER RESERVE FLEET                                | 3700400         | NEWPORT NEWS  |                    | CONS   |                        | 98            |                                 |               |
| TOTAL POPULATION SERVED BY SOURCE WATER SYSTEM - - - - - |                 |               |                    |        |                        | 315439        |                                 |               |
| NEWSOME MHP  | 3093340         | ISLE OF WIGHT |                    |        | NATL                   | 45            | 4.6                             |               |
| TOTAL POPULATION SERVED BY SOURCE WATER SYSTEM - - - - - |                 |               |                    |        |                        | 45            |                                 |               |
| NI RIVER, SPOTSYLVANIA CO                                | 6177300         | SPOTSYLVANIA  | NaF                | ADJ    | 07/81                  | 20300         |                                 | 0.9           |
| TOTAL POPULATION SERVED BY SOURCE WATER SYSTEM - - - - - |                 |               |                    |        |                        | 20300         |                                 |               |
| NORFOLK  | 3710100         | NORFOLK       | Acid               | ADJ    | 08/52                  | 531000        |                                 | 0.9           |
| TOTAL POPULATION SERVED BY SOURCE WATER SYSTEM - - - - - |                 |               |                    |        |                        | 531000        |                                 |               |
| NORTH END WATERWORKS                                     | 3001570         | ACCOMACK      |                    |        | NATL                   | 120           | 2.7                             |               |
| TOTAL POPULATION SERVED BY SOURCE WATER SYSTEM - - - - - |                 |               |                    |        |                        | 120           |                                 |               |
| NORTH WEEMS  | 4103830         | LANCASTER     |                    |        | NATL                   | 1384          | 3.4                             |               |
| TOTAL POPULATION SERVED BY SOURCE WATER SYSTEM - - - - - |                 |               |                    |        |                        | 1384          |                                 |               |
| NORTON   | 1720076         | WISE          | NaSiF <sub>6</sub> | ADJ    | 08/52                  | 4500          |                                 | 0.9           |
| WISE PSA-NORTON  | 1195550         | WISE          |                    | CONS   |                        | 464           |                                 |               |
| TOTAL POPULATION SERVED BY SOURCE WATER SYSTEM - - - - - |                 |               |                    |        |                        | 4964          |                                 |               |

POPULATION SERVED FLUORIDATED DRINKING WATER BY SOURCE SYSTEM,  
CONSECUTIVE SYSTEM, AND COUNTY WITHIN STATE (AS OF 12/31/85)

**VIRGINIA**

| WATER SYSTEM and<br>CONSECUTIVE SYSTEMS SERVED | EPA<br>ID<br>NO | COUNTY        | CHEM<br>USED | STATUS | FLUOR<br>START<br>DATE | POP<br>SERVED  | NATURAL SYSTEMS |               |
|--|-----------------|---------------|--------------|--------|------------------------|--|-----------------|---------------|
|  |                 |               |              |        |                        |  | NAT<br>LEVEL    | OPT.<br>LEVEL |
| NOTTOWAY SHORES                                | 3175530         | SOUTHAMPTON   |              | NATL   |                        | 104  | 1.2             |               |
|  |                 |               |              |        |                        | TOTAL POPULATION SERVED BY SOURCE WATER SYSTEM - - - - - | 104             |               |
| NOTTOWAY TRL PK                                | 3175540         | SOUTHAMPTON   |              | NATL   |                        | 64   | 5.9             |               |
|  |                 |               |              |        |                        | TOTAL POPULATION SERVED BY SOURCE WATER SYSTEM - - - - - | 64              |               |
| OAK RIDGE                                      | 3800640         | SUFFOLK       |              | NATL   |                        | 900  | 5.6             |               |
|  |                 |               |              |        |                        | TOTAL POPULATION SERVED BY SOURCE WATER SYSTEM - - - - - | 900             |               |
| OAKLAND  | 3800660         | SUFFOLK       |              | NATL   |                        | 400  | 5.5             |               |
|  |                 |               |              |        |                        | TOTAL POPULATION SERVED BY SOURCE WATER SYSTEM - - - - - | 400             |               |
| OAKS TERRACE PARK                              | 3093347         | ISLE OF WIGHT |              | NATL   |                        | 30   | 2.8             |               |
|  |                 |               |              |        |                        | TOTAL POPULATION SERVED BY SOURCE WATER SYSTEM - - - - - | 30              |               |
| OBREY SUBD                                     | 3093350         | ISLE OF WIGHT |              | NATL   |                        | 160  | 4.6             |               |
|  |                 |               |              |        |                        | TOTAL POPULATION SERVED BY SOURCE WATER SYSTEM - - - - - | 160             |               |
| ORANGE   | 6137500         | ORANGE        | Acid         | ADJ    | 12/70                  | 4200   |                 | 0.9           |
|  |                 |               |              |        |                        | TOTAL POPULATION SERVED BY SOURCE WATER SYSTEM - - - - - | 4200            |               |
| OUTLAW TRL CT                                  | 3800670         | SUFFOLK       |              | NATL   |                        | 75   | 4.8             |               |
|  |                 |               |              |        |                        | TOTAL POPULATION SERVED BY SOURCE WATER SYSTEM - - - - - | 75              |               |
| OWENS SUBDIVISION                              | 3093380         | ISLE OF WIGHT |              | NATL   |                        | 160  | 3.1             |               |
|  |                 |               |              |        |                        | TOTAL POPULATION SERVED BY SOURCE WATER SYSTEM - - - - - | 160             |               |
| PEARISBURG                                     | 1071660         | GILES         | Acid         | ADJ    | 05/82                  | 6000   |                 | 0.9           |
|  |                 |               |              |        |                        | TOTAL POPULATION SERVED BY SOURCE WATER SYSTEM - - - - - | 6000            |               |
| PETERSBURG                                     | 3730750         | PETERSBURG    | NaF          | ADJ    | 11/68                  | 41500  |                 | 0.9           |
|  |                 |               |              |        |                        | TOTAL POPULATION SERVED BY SOURCE WATER SYSTEM - - - - - | 41500           |               |
| PINE ST ASSN                                   | 3183820         | SUSSEX        |              | NATL   |                        | 40   | 4.7             |               |
|  |                 |               |              |        |                        | TOTAL POPULATION SERVED BY SOURCE WATER SYSTEM - - - - - | 40              |               |

POPULATION SERVED FLUORIDATED DRINKING WATER BY SOURCE SYSTEM,  
CONSECUTIVE SYSTEM, AND COUNTY WITHIN STATE (AS OF 12/31/85)

## VIRGINIA

| WATER SYSTEM and<br>CONSECUTIVE SYSTEMS SERVED           | EPA<br>ID<br>NO    | COUNTY             | CHEM<br>USED | STATUS      | FLUOR<br>START<br>DATE | POP<br>SERVED | NATURAL SYSTEMS |              |
|--|--------------------|--------------------|--------------|-------------|------------------------|---------------|-----------------|--------------|
|  |                    |                    |              |             |                        |               | NAT<br>LEVEL    | OPT<br>LEVEL |
| PINECREST TRL PK   | 3093381            | ISLE OF WIGHT      |              | NATL        |                        | 60            | 4.6             |              |
| TOTAL POPULATION SERVED BY SOURCE WATER SYSTEM - - - - - |                    |                    |              |             |                        | 60            |                 |              |
| PORTSMOUTH   | 3740600            | PORTSMOUTH         |              | NATL        |                        | 100000        | 3.0             |              |
| TOTAL POPULATION SERVED BY SOURCE WATER SYSTEM - - - - - |                    |                    |              |             |                        | 100000        |                 |              |
| POUND  | 1195650            | WISE               | NaSiF6       | ADJ         | 03/68                  | 5400          |                 | 0.9          |
| TOTAL POPULATION SERVED BY SOURCE WATER SYSTEM - - - - - |                    |                    |              |             |                        | 5400          |                 |              |
| PUDDLE DOCK  | 3149700            | PRINCE GEORGE      |              | NATL        |                        | 160           | 1.5             |              |
| TOTAL POPULATION SERVED BY SOURCE WATER SYSTEM - - - - - |                    |                    |              |             |                        | 160           |                 |              |
| PULASKI  | 1755635            | PULASKI            | NaSiF6       | ADJ         | 03/57                  | 13300         |                 | 0.9          |
| TOTAL POPULATION SERVED BY SOURCE WATER SYSTEM - - - - - |                    |                    |              |             |                        | 13300         |                 |              |
| PULASKI CO SVC AUTH<br>LAKELAND                          | 1155641<br>1155441 | PULASKI<br>PULASKI | NaSiF6       | ADJ<br>CONS | 04/79                  | 20000<br>120  |                 | 0.9          |
| TOTAL POPULATION SERVED BY SOURCE WATER SYSTEM - - - - - |                    |                    |              |             |                        | 20120         |                 |              |
| QUANTICO   | 6153675            | PRINCE WILLIAM     | NaF          | ADJ         | /78                    | 16500         |                 | 0.9          |
| TOTAL POPULATION SERVED BY SOURCE WATER SYSTEM - - - - - |                    |                    |              |             |                        | 16500         |                 |              |
| RADFORD  | 1750100            | RADFORD            | NaSiF6       | ADJ         | 06/59                  | 13000         |                 | 0.9          |
| TOTAL POPULATION SERVED BY SOURCE WATER SYSTEM - - - - - |                    |                    |              |             |                        | 13000         |                 |              |
| RAPPAHANNOCK WESTMIN CANTER                              | 4103870            | LANCASTER          |              | NATL        |                        | 100           | 2.7             |              |
| TOTAL POPULATION SERVED BY SOURCE WATER SYSTEM - - - - - |                    |                    |              |             |                        | 100           |                 |              |
| REEDVILLE  | 4133720            | NORTHUMBERLAND     |              | NATL        |                        | 520           | 2.2             |              |
| TOTAL POPULATION SERVED BY SOURCE WATER SYSTEM - - - - - |                    |                    |              |             |                        | 520           |                 |              |
| RESCUE WATERWORKS  | 3093400            | ISLE OF WIGHT      |              | NATL        |                        | 332           | 4.8             |              |
| TOTAL POPULATION SERVED BY SOURCE WATER SYSTEM - - - - - |                    |                    |              |             |                        | 332           |                 |              |
| RICHLANDS  | 1185695            | TAZEWELL           | NaF          | ADJ         | 02/84                  | 6000          |                 | 0.9          |
| TOTAL POPULATION SERVED BY SOURCE WATER SYSTEM - - - - - |                    |                    |              |             |                        | 6000          |                 |              |

POPULATION SERVED FLUORIDATED DRINKING WATER BY SOURCE SYSTEM,  
CONSECUTIVE SYSTEM, AND COUNTY WITHIN STATE (AS OF 12/31/85)

**VIRGINIA**

| WATER SYSTEM and<br>CONSECUTIVE SYSTEMS SERVED           | EPA<br>ID<br>NO    | COUNTY             | CHEM<br>USED | STATUS      | FLUOR<br>START<br>DATE | POP<br>SERVED | NATURAL SYSTEMS<br>NAT<br>LEVEL | OPT<br>LEVEL |
|--|--------------------|--------------------|--------------|-------------|------------------------|---------------|---------------------------------|--------------|
| RICHMOND   | 4760100            | RICHMOND           | NaF          | ADJ         | 11/52                  | 400000        |                                 | 0.9          |
| TOTAL POPULATION SERVED BY SOURCE WATER SYSTEM - - - - - |                    |                    |              |             |                        | 400000        |                                 |              |
| RIVER BEND ESTATES                                       | 4133760            | NORTHUMBERLAND     |              | NATL        |                        | 40            |                                 | 1.9          |
| TOTAL POPULATION SERVED BY SOURCE WATER SYSTEM - - - - - |                    |                    |              |             |                        | 40            |                                 |              |
| RIVERCLIFF   | 3800700            | SUFFOLK            |              | NATL        |                        | 48            |                                 | 5.4          |
| TOTAL POPULATION SERVED BY SOURCE WATER SYSTEM - - - - - |                    |                    |              |             |                        | 48            |                                 |              |
| RIVERDALE SUBDIVISION                                    | 4057680            | ESSEX              |              | NATL        |                        | 181           |                                 | 1.7          |
| TOTAL POPULATION SERVED BY SOURCE WATER SYSTEM - - - - - |                    |                    |              |             |                        | 181           |                                 |              |
| RIVERVIEW IMPROVEMENT CO                                 | 3093430            | ISLE OF WIGHT      |              | NATL        |                        | 160           |                                 | 4.8          |
| TOTAL POPULATION SERVED BY SOURCE WATER SYSTEM - - - - - |                    |                    |              |             |                        | 160           |                                 |              |
| ROANOKE CITY WA<br>PINE TREE VILLAGE                     | 2770650<br>2161680 | ROANOKE<br>ROANOKE | NaSiF6       | ADJ<br>CONS | 12/55                  | 171000<br>210 |                                 | 0.9          |
| TOTAL POPULATION SERVED BY SOURCE WATER SYSTEM - - - - - |                    |                    |              |             |                        | 171210        |                                 |              |
| ROCKY MOUNT  | 5067840            | FRANKLIN           | Acid         | ADJ         | 09/54                  | 5000          |                                 | 0.9          |
| TOTAL POPULATION SERVED BY SOURCE WATER SYSTEM - - - - - |                    |                    |              |             |                        | 5000          |                                 |              |
| ROSEWOOD WATER SUPPLY                                    | 3800720            | SUFFOLK            |              | NATL        |                        | 120           |                                 | 5.4          |
| TOTAL POPULATION SERVED BY SOURCE WATER SYSTEM - - - - - |                    |                    |              |             |                        | 120           |                                 |              |
| ROUNDTREE TRL PK   | 3800006            | SUFFOLK            |              | NATL        |                        | 48            |                                 | 5.5          |
| TOTAL POPULATION SERVED BY SOURCE WATER SYSTEM - - - - - |                    |                    |              |             |                        | 48            |                                 |              |
| RURAL RETREAT  | 1197700            | WYTHE              | NaF          | ADJ         | 04/82                  | 1500          |                                 | 0.9          |
| TOTAL POPULATION SERVED BY SOURCE WATER SYSTEM - - - - - |                    |                    |              |             |                        | 1500          |                                 |              |
| RUSHMERE   | 3093470            | ISLE OF WIGHT      |              | NATL        |                        | 320           |                                 | 3.3          |
| TOTAL POPULATION SERVED BY SOURCE WATER SYSTEM - - - - - |                    |                    |              |             |                        | 320           |                                 |              |
| RUSHMERE SHORES  | 3093480            | ISLE OF WIGHT      |              | NATL        |                        | 200           |                                 | 3.4          |
| TOTAL POPULATION SERVED BY SOURCE WATER SYSTEM - - - - - |                    |                    |              |             |                        | 200           |                                 |              |



POPULATION SERVED FLUORIDATED DRINKING WATER BY SOURCE SYSTEM,  
CONSECUTIVE SYSTEM, AND COUNTY WITHIN STATE (AS OF 12/31/85)

**VIRGINIA**

| WATER SYSTEM and<br>CONSECUTIVE SYSTEMS SERVED | EPA<br>ID<br>NO | COUNTY        | CHEM<br>USED | STATUS | FLUOR<br>START<br>DATE | POP<br>SERVED  | NATURAL SYSTEMS |              |
|--|-----------------|---------------|--------------|--------|------------------------|--|-----------------|--------------|
|  |                 |               |              |        |                        |  | NAT<br>LEVEL    | OPT<br>LEVEL |
| S L HINES                                      | 3800760         | SUFFOLK       |              |        | NATL                   | 320  | 5.3             |              |
|  |                 |               |              |        |                        | TOTAL POPULATION SERVED BY SOURCE WATER SYSTEM - - - - - | 320             |              |
| SALEM  | 2775300         | ROCKBRIDGE    | Acid         | ADJ    | 09/68                  | 22500  | 0.9             |              |
|  |                 |               |              |        |                        | TOTAL POPULATION SERVED BY SOURCE WATER SYSTEM - - - - - | 22500           |              |
| SALTVILLE                                      | 1173723         | SMYTH         | NaF          | ADJ    | /84                    | 3350   | 0.9             |              |
|  |                 |               |              |        |                        | TOTAL POPULATION SERVED BY SOURCE WATER SYSTEM - - - - - | 3350            |              |
| SALUDA   | 4119600         | MIDDLESEX     |              |        | NATL                   | 456  | 2.0             |              |
|  |                 |               |              |        |                        | TOTAL POPULATION SERVED BY SOURCE WATER SYSTEM - - - - - | 456             |              |
| SANDY MOUNT MANOR                              | 3093500         | ISLE OF WIGHT |              |        | NATL                   | 260  | 4.3             |              |
|  |                 |               |              |        |                        | TOTAL POPULATION SERVED BY SOURCE WATER SYSTEM - - - - - | 260             |              |
| SALINDERS TP                                   | 3095770         | JAMES CITY    |              |        | NATL                   | 30   | 1.2             |              |
|  |                 |               |              |        |                        | TOTAL POPULATION SERVED BY SOURCE WATER SYSTEM - - - - - | 30              |              |
| SCOTLAND HEIGHTS                               | 3181700         | SURRY         |              |        | NATL                   | 168  | 2.3             |              |
|  |                 |               |              |        |                        | TOTAL POPULATION SERVED BY SOURCE WATER SYSTEM - - - - - | 168             |              |
| SCOTLAND WHARF                                 | 3181750         | SURRY         |              |        | NATL                   | 108  | 2.3             |              |
|  |                 |               |              |        |                        | TOTAL POPULATION SERVED BY SOURCE WATER SYSTEM - - - - - | 108             |              |
| SCOTTSVILLE                                    | 2003051         | ALBERMARLE    | NaF          | ADJ    | /83                    | 800  | 0.9             |              |
|  |                 |               |              |        |                        | TOTAL POPULATION SERVED BY SOURCE WATER SYSTEM - - - - - | 800             |              |
| SCOTTSWOOD SUB                                 | 3175650         | SOUTHAMPTON   |              |        | NATL                   | 400  | 3.2             |              |
|  |                 |               |              |        |                        | TOTAL POPULATION SERVED BY SOURCE WATER SYSTEM - - - - - | 400             |              |
| SHELLBANK WOODS                                | 3095778         | JAMES CITY    |              |        | NATL                   | 480  | 4.8             |              |
|  |                 |               |              |        |                        | TOTAL POPULATION SERVED BY SOURCE WATER SYSTEM - - - - - | 480             |              |
| SHENANDOAH CO SANITATION AUTH                  | 2171725         | SHENANDOAH    | Acid         | ADJ    | 04/79                  | 4000   | 0.9             |              |
|  |                 |               |              |        |                        | TOTAL POPULATION SERVED BY SOURCE WATER SYSTEM - - - - - | 4000            |              |

POPULATION SERVED FLUORIDATED DRINKING WATER BY SOURCE SYSTEM,  
CONSECUTIVE SYSTEM, AND COUNTY WITHIN STATE (AS OF 12/31/85)

**VIRGINIA**

| WATER SYSTEM and<br>CONSECUTIVE SYSTEMS SERVED           | EPA<br>ID<br>NO | COUNTY        | CHEM<br>USED | STATUS | FLUOR<br>START<br>DATE | POP<br>SERVED | NATURAL SYSTEMS<br>NAT OPT<br>LEVEL LEVEL |
|--|-----------------|---------------|--------------|--------|------------------------|---------------|---|
| SLEEPY LAKE  | 3800790         | SUFFOLK       |              |        | NATL                   | 309           | 5.0                                       |
| TOTAL POPULATION SERVED BY SOURCE WATER SYSTEM - - - - - |                 |               |              |        |                        | 309           |   |
| SMITH VILLAGE  | 1121709         | MONTGOMERY    |              |        | NATL                   | 399           | 1.2                                       |
| TOTAL POPULATION SERVED BY SOURCE WATER SYSTEM - - - - - |                 |               |              |        |                        | 399           |   |
| SMITHFIELD   | 3093640         | ISLE OF WIGHT |              |        | NATL                   | 4200          | 3.8                                       |
| TOTAL POPULATION SERVED BY SOURCE WATER SYSTEM - - - - - |                 |               |              |        |                        | 4200          |   |
| SMITHFIELD APT CORP                                      | 3093540         | ISLE OF WIGHT |              |        | NATL                   | 180           | 3.1                                       |
| TOTAL POPULATION SERVED BY SOURCE WATER SYSTEM - - - - - |                 |               |              |        |                        | 180           |   |
| SMITHFIELD HGTS  | 3093580         | ISLE OF WIGHT |              |        | NATL                   | 200           | 4.7                                       |
| TOTAL POPULATION SERVED BY SOURCE WATER SYSTEM - - - - - |                 |               |              |        |                        | 200           |   |
| SMITHFIELD MHP   | 3093306         | ISLE OF WIGHT |              |        | NATL                   | 150           | 3.8                                       |
| TOTAL POPULATION SERVED BY SOURCE WATER SYSTEM - - - - - |                 |               |              |        |                        | 150           |   |
| SOUTH BOSTON   | 5780600         | HALIFAX       | Acid         | ADJ    | 02/58                  | 8300          | 0.9                                       |
| TOTAL POPULATION SERVED BY SOURCE WATER SYSTEM - - - - - |                 |               |              |        |                        | 8300          |   |
| SOUTH END (BLACKDYE) WTR WORKS                           | 3001800         | ACCOMACK      |              |        | NATL                   | 160           | 2.5                                       |
| TOTAL POPULATION SERVED BY SOURCE WATER SYSTEM - - - - - |                 |               |              |        |                        | 160           |   |
| SOUTH HILL   | 5117797         | MECKLENBURG   | Acid         | ADJ    | 03/66                  | 4600          | 0.9                                       |
| TOTAL POPULATION SERVED BY SOURCE WATER SYSTEM - - - - - |                 |               |              |        |                        | 4600          |   |
| SOUTH HILL BANKS   | 4057750         | ESSEX         |              |        | NATL                   | 92            | 1.8                                       |
| TOTAL POPULATION SERVED BY SOURCE WATER SYSTEM - - - - - |                 |               |              |        |                        | 92            |   |
| SOUTH WEEMS  | 4103970         | LANCASTER     |              |        | NATL                   | 336           | 3.2                                       |
| TOTAL POPULATION SERVED BY SOURCE WATER SYSTEM - - - - - |                 |               |              |        |                        | 336           |   |
| SPRINGFIELD TERRACE                                      | 3199750         | YORK          |              |        | NATL                   | 260           | 2.4                                       |
| TOTAL POPULATION SERVED BY SOURCE WATER SYSTEM - - - - - |                 |               |              |        |                        | 260           |   |

POPULATION SERVED FLUORIDATED DRINKING WATER BY SOURCE SYSTEM,  
CONSECUTIVE SYSTEM, AND COUNTY WITHIN STATE (AS OF 12/31/85)

# VIRGINIA

| WATER SYSTEM and<br>CONSECUTIVE SYSTEMS SERVED           | EPA<br>ID<br>NO | COUNTY       | CHEM<br>USED | STATUS | FLUOR<br>START<br>DATE | POP<br>SERVED | NATURAL SYSTEMS |              |
|--|-----------------|--------------|--------------|--------|------------------------|---------------|-----------------|--------------|
|  |                 |              |              |        |                        |               | NAT<br>LEVEL    | OPT<br>LEVEL |
| ST GEORGE'S HUNDRED                                      | 3095800         | JAMES CITY   |              | NATL   |                        | 184           | 0.0             |              |
| TOTAL POPULATION SERVED BY SOURCE WATER SYSTEM - - - - - |                 |              |              |        |                        | 184           |                 |              |
| STAUNTON   | 2820775         | STAUNTON     | Acid         | ADJ    | 03/58                  | 21857         | 0.9             |              |
| TOTAL POPULATION SERVED BY SOURCE WATER SYSTEM - - - - - |                 |              |              |        |                        | 21857         |                 |              |
| STRASBURG  | 2171750         | SHENANDOAH   | NaF          | ADJ    | 10/83                  | 2431          | 0.9             |              |
| TOTAL POPULATION SERVED BY SOURCE WATER SYSTEM - - - - - |                 |              |              |        |                        | 2431          |                 |              |
| STRATFORD HARBOUR  | 4193920         | WESTMORELAND |              | NATL   |                        | 360           | 2.0             |              |
| TOTAL POPULATION SERVED BY SOURCE WATER SYSTEM - - - - - |                 |              |              |        |                        | 360           |                 |              |
| STRATFORD TERRACE SUBD                                   | 3800800         | SUFFOLK      |              | NATL   |                        | 110           | 5.3             |              |
| TOTAL POPULATION SERVED BY SOURCE WATER SYSTEM - - - - - |                 |              |              |        |                        | 110           |                 |              |
| STRATFORD VILLAGE  | 4087835         | HENRICO      |              | NATL   |                        | 380           | 2.2             |              |
| TOTAL POPULATION SERVED BY SOURCE WATER SYSTEM - - - - - |                 |              |              |        |                        | 380           |                 |              |
| STUART   | 5141640         | PATRICK      | Acid         | ADJ    | /82                    | 900           | 0.9             |              |
| TOTAL POPULATION SERVED BY SOURCE WATER SYSTEM - - - - - |                 |              |              |        |                        | 900           |                 |              |
| SUFFOLK  | 3800805         | SUFFOLK      |              | NATL   |                        | 25500         | 2.5             |              |
| TOTAL POPULATION SERVED BY SOURCE WATER SYSTEM - - - - - |                 |              |              |        |                        | 25500         |                 |              |
| SUFFOLK TRL PK   | 3800072         | SUFFOLK      |              | NATL   |                        | 96            | 5.7             |              |
| TOTAL POPULATION SERVED BY SOURCE WATER SYSTEM - - - - - |                 |              |              |        |                        | 96            |                 |              |
| SUNRAY ARTESIAN WC                                       | 3550775         | CHESAPEAKE   |              | NATL   |                        | 100           | 4.1             |              |
| TOTAL POPULATION SERVED BY SOURCE WATER SYSTEM - - - - - |                 |              |              |        |                        | 100           |                 |              |
| SUNRAY WC INC  | 3550800         | CHESAPEAKE   |              | NATL   |                        | 100           | 4.1             |              |
| TOTAL POPULATION SERVED BY SOURCE WATER SYSTEM - - - - - |                 |              |              |        |                        | 100           |                 |              |
| SWIFT CREEK  | 4041845         | CHESTERFIELD | NaF          | ADJ    | 06/68                  | 150000        | 0.9             |              |
| TOTAL POPULATION SERVED BY SOURCE WATER SYSTEM - - - - - |                 |              |              |        |                        | 150000        |                 |              |

POPULATION SERVED FLUORIDATED DRINKING WATER BY SOURCE SYSTEM,  
CONSECUTIVE SYSTEM, AND COUNTY WITHIN STATE (AS OF 12/31/85)

# VIRGINIA

| WATER SYSTEM and<br>CONSECUTIVE SYSTEMS SERVED           | EPA<br>ID<br>NO | COUNTY        | CHEM<br>USED | STATUS | FLUOR<br>START<br>DATE | POP<br>SERVED | NATURAL SYSTEMS<br>NAT OPT<br>LEVEL LEVEL |
|--|-----------------|---------------|--------------|--------|------------------------|---------------|---|
| TAPPAHANNOCK   | 4057800         | ESSEX         |              | NATL   |                        | 1111          | 1.4                                       |
| TOTAL POPULATION SERVED BY SOURCE WATER SYSTEM - - - - - |                 |               |              |        |                        | 1111          |   |
| TAZEWELL   | 1185761         | TAZEWELL      | Acid         | ADJ    | 05/67                  | 5987          | 0.9                                       |
| TOTAL POPULATION SERVED BY SOURCE WATER SYSTEM - - - - - |                 |               |              |        |                        | 5987          |   |
| THE COTTAGES AT GOLDEN EAGLE                             | 4103245         | LANCASTER     |              | NATL   |                        | 104           | 4.4                                       |
| TOTAL POPULATION SERVED BY SOURCE WATER SYSTEM - - - - - |                 |               |              |        |                        | 104           |   |
| THE GREEN  | 4103400         | LANCASTER     |              | NATL   |                        | 72            | 3.3                                       |
| TOTAL POPULATION SERVED BY SOURCE WATER SYSTEM - - - - - |                 |               |              |        |                        | 72            |   |
| THOMAS PARK COMMUNITY                                    | 3093650         | ISLE OF WIGHT |              | NATL   |                        | 150           | 3.2                                       |
| TOTAL POPULATION SERVED BY SOURCE WATER SYSTEM - - - - - |                 |               |              |        |                        | 150           |   |
| THREE SISTERS TRL PK                                     | 3181860         | SURRY         |              | NATL   |                        | 54            | 2.4                                       |
| TOTAL POPULATION SERVED BY SOURCE WATER SYSTEM - - - - - |                 |               |              |        |                        | 54            |   |
| TIMBERVILLE  | 2165720         | ROCKINGHAM    | NaF          | ADJ    | /84                    | 955           | 0.9                                       |
| TOTAL POPULATION SERVED BY SOURCE WATER SYSTEM - - - - - |                 |               |              |        |                        | 955           |   |
| TORMENTOR CREEK ESTS                                     | 3093665         | ISLE OF WIGHT |              | NATL   |                        | 88            | 3.6                                       |
| TOTAL POPULATION SERVED BY SOURCE WATER SYSTEM - - - - - |                 |               |              |        |                        | 88            |   |
| TURNER   | 3093700         | ISLE OF WIGHT |              | NATL   |                        | 80            | 2.3                                       |
| TOTAL POPULATION SERVED BY SOURCE WATER SYSTEM - - - - - |                 |               |              |        |                        | 80            |   |
| UPPER SMITH RIVER WA                                     | 5089852         | HENRY         | NaF          | ADJ    | 08/85                  | 8200          | 0.9                                       |
| TOTAL POPULATION SERVED BY SOURCE WATER SYSTEM - - - - - |                 |               |              |        |                        | 8200          |   |
| URBANNA  | 4119800         | MIDDLESEX     |              | NATL   |                        | 4375          | 2.0                                       |
| TOTAL POPULATION SERVED BY SOURCE WATER SYSTEM - - - - - |                 |               |              |        |                        | 4375          |   |
| VA AMERICAN WATERWORKS                                   | 3670800         | PRINCE GEORGE | NaF          | ADJ    | 06/68                  | 28500         | 0.9                                       |
| ALEXANDRIA   | 6510010         | FAIRFAX       |              | CONS   |                        | 115000        |   |
| BIRCHETT ESTATES   | 3149150         | PRINCE GEORGE |              | CONS   |                        | 588           |   |
| TOTAL POPULATION SERVED BY SOURCE WATER SYSTEM - - - - - |                 |               |              |        |                        | 144088        |   |

POPULATION SERVED FLUORIDATED DRINKING WATER BY SOURCE SYSTEM,  
CONSECUTIVE SYSTEM, AND COUNTY WITHIN STATE (AS OF 12/31/85)

# VIRGINIA

| WATER SYSTEM and<br>CONSECUTIVE SYSTEMS SERVED           | EPA<br>ID<br>NO | COUNTY               | CHEM<br>USED | STATUS | FLUOR<br>START<br>DATE | POP<br>SERVED | NATURAL SYSTEMS |              |
|--|-----------------|----------------------|--------------|--------|------------------------|---------------|-----------------|--------------|
|  |                 |                      |              |        |                        |               | NAT<br>LEVEL    | OPT<br>LEVEL |
| VENTOR HEIGHTS   | 4101800         | KING WILLIAM         |              |        |                        | 44            | 0.8             |              |
| TOTAL POPULATION SERVED BY SOURCE WATER SYSTEM - - - - - |                 |                      |              |        |                        | 44            |                 |              |
| VINT HILL FARM STATION                                   | 6061595         | FAQUIER              | Acid         | ADJ    | 05/62                  | 2080          | 0.9             |              |
| TOTAL POPULATION SERVED BY SOURCE WATER SYSTEM - - - - - |                 |                      |              |        |                        | 2080          |                 |              |
| VPI SERVICE AUTH   | 1121057         | MONTGOMERY           | Acid         | ADJ    | 12/57                  | 48000         | 0.9             |              |
| TOTAL POPULATION SERVED BY SOURCE WATER SYSTEM - - - - - |                 |                      |              |        |                        | 48000         |                 |              |
| W N BUNCH SYSTEM   | 3800075         | SUFFOLK              |              |        |                        | 80            | 5.7             |              |
| TOTAL POPULATION SERVED BY SOURCE WATER SYSTEM - - - - - |                 |                      |              |        |                        | 80            |                 |              |
| WARMHEARTH   | 1121845         | MONTGOMERY           |              |        |                        | 300           | 1.0             |              |
| TOTAL POPULATION SERVED BY SOURCE WATER SYSTEM - - - - - |                 |                      |              |        |                        | 300           |                 |              |
| WARRENTON  | 6061600         | FAQUIER              | Acid         | ADJ    | 01/64                  | 4500          | 0.9             |              |
| TOTAL POPULATION SERVED BY SOURCE WATER SYSTEM - - - - - |                 |                      |              |        |                        | 4500          |                 |              |
| WARSAW   | 4159900         | RICHMOND             |              |        |                        | 2520          | 2.4             |              |
| TOTAL POPULATION SERVED BY SOURCE WATER SYSTEM - - - - - |                 |                      |              |        |                        | 2520          |                 |              |
| WASHINGTON AQDT-CORPS ENG, DC                            | 0000001         | DISTRICT OF COLUMBIA | Acid         | ADJ    | 06/52                  | 0             | 1.0             |              |
| ARLINGTON CO W&SD  | 6013010         | ARLINGTON            |              |        |                        | 180000        |                 |              |
| FALLS CHURCH (PART)                                      | 6610100         | FAIRFAX              |              |        |                        | 36000         |                 |              |
| TOTAL POPULATION SERVED BY SOURCE WATER SYSTEM - - - - - |                 |                      |              |        |                        | 216000        |                 |              |
| WASHINGTON CO SVC AUTH                                   | 1191883         | WASHINGTON           | NaSiF6       | ADJ    | 12/75                  | 39010         | 0.9             |              |
| TOTAL POPULATION SERVED BY SOURCE WATER SYSTEM - - - - - |                 |                      |              |        |                        | 39010         |                 |              |
| WAVERLY SUBD   | 4103950         | LANCASTER            |              |        |                        | 112           | 3.2             |              |
| TOTAL POPULATION SERVED BY SOURCE WATER SYSTEM - - - - - |                 |                      |              |        |                        | 112           |                 |              |
| WAYNESBORO   | 2820775         | AUGUSTA              | NaF          | ADJ    | 02/57                  | 17500         | 0.9             |              |
| TOTAL POPULATION SERVED BY SOURCE WATER SYSTEM - - - - - |                 |                      |              |        |                        | 17500         |                 |              |
| WEST POINT   | 4101900         | KING WILLIAM         |              |        |                        | 3350          | 2.7             |              |
| TOTAL POPULATION SERVED BY SOURCE WATER SYSTEM - - - - - |                 |                      |              |        |                        | 3350          |                 |              |

POPULATION SERVED FLUORIDATED DRINKING WATER BY SOURCE SYSTEM,  
CONSECUTIVE SYSTEM, AND COUNTY WITHIN STATE (AS OF 12/31/85)

**VIRGINIA**

| WATER SYSTEM and<br>CONSECUTIVE SYSTEMS SERVED | EPA<br>ID<br>NO | COUNTY         | CHEM<br>USED | STATUS | FLUOR<br>START<br>DATE | POP<br>SERVED | NATURAL SYSTEMS<br>NAT<br>LEVEL | OPT.<br>LEVEL |
|--|-----------------|----------------|--------------|--------|------------------------|---------------|---------------------------------|---------------|
| WEST RIDGE WATERWORKS                          | 3001900         | ACCOMACK       |              |        | NATL                   | 120           | 2.7                             |               |
| TOTAL POPULATION SERVED BY SOURCE WATER SYSTEM |                 |                |              |        |                        | 120           |                                 |               |
| WESTHAVEN LAKES                                | 3800860         | SUFFOLK        |              |        | NATL                   | 128           | 6.3                             |               |
| TOTAL POPULATION SERVED BY SOURCE WATER SYSTEM |                 |                |              |        |                        | 128           |                                 |               |
| WESTMORELAND SUB                               | 4097850         | KING AND QUEEN |              |        | NATL                   | 116           | 1.2                             |               |
| TOTAL POPULATION SERVED BY SOURCE WATER SYSTEM |                 |                |              |        |                        | 116           |                                 |               |
| WESTOVER MHP                                   | 5143960         | PITTSYLVANIA   |              |        | NATL                   | 75            | 1.0                             |               |
| TOTAL POPULATION SERVED BY SOURCE WATER SYSTEM |                 |                |              |        |                        | 75            |                                 |               |
| WESTWOOD MHP                                   |                 | SUFFOLK        |              |        | NATL                   | 60            | 5.6                             |               |
| TOTAL POPULATION SERVED BY SOURCE WATER SYSTEM |                 |                |              |        |                        | 60            |                                 |               |
| WHALEYVILLE                                    | 3800880         | SUFFOLK        |              |        | NATL                   | 400           | 4.2                             |               |
| TOTAL POPULATION SERVED BY SOURCE WATER SYSTEM |                 |                |              |        |                        | 400           |                                 |               |
| WHEATLEY WATERWORKS                            | 3001960         | ACCOMACK       |              |        | NATL                   | 120           | 3.2                             |               |
| TOTAL POPULATION SERVED BY SOURCE WATER SYSTEM |                 |                |              |        |                        | 120           |                                 |               |
| WHITE SAND HARBOR                              | 4133890         | NORTHUMBERLAND |              |        | NATL                   | 190           | 1.6                             |               |
| TOTAL POPULATION SERVED BY SOURCE WATER SYSTEM |                 |                |              |        |                        | 190           |                                 |               |
| WHITE STONE                                    | 4103980         | LANCASTER      |              |        | NATL                   | 800           | 2.9                             |               |
| TOTAL POPULATION SERVED BY SOURCE WATER SYSTEM |                 |                |              |        |                        | 800           |                                 |               |
| WHITFIELD TLR PK                               | 3093847         | ISLE OF WIGHT  |              |        | NATL                   | 60            | 3.8                             |               |
| TOTAL POPULATION SERVED BY SOURCE WATER SYSTEM |                 |                |              |        |                        | 60            |                                 |               |
| WICOMICO CHURCH                                | 4133900         | NORTHUMBERLAND |              |        | NATL                   | 120           | 3.6                             |               |
| TOTAL POPULATION SERVED BY SOURCE WATER SYSTEM |                 |                |              |        |                        | 120           |                                 |               |
| WICOMICO RIDGE                                 | 4133920         | NORTHUMBERLAND |              |        | NATL                   | 40            | 2.4                             |               |
| TOTAL POPULATION SERVED BY SOURCE WATER SYSTEM |                 |                |              |        |                        | 40            |                                 |               |

POPULATION SERVED FLUORIDATED DRINKING WATER BY SOURCE SYSTEM,  
CONSECUTIVE SYSTEM, AND COUNTY WITHIN STATE (AS OF 12/31/85)

**VIRGINIA**

| WATER SYSTEM and<br>CONSECUTIVE SYSTEMS SERVED           | EPA<br>ID<br>NO | COUNTY        | CHEM<br>USED | STATUS | FLUOR<br>START<br>DATE | POP<br>SERVED | NATURAL SYSTEMS<br>NAT<br>LEVEL | OPT<br>LEVEL |
|--|-----------------|---------------|--------------|--------|------------------------|---------------|---------------------------------|--------------|
| WILLIAMSBURG   | 3830850         | JAMES CITY    | Acid         | ADJ    | 07/66                  | 17500         |                                 | 0.9          |
| TOTAL POPULATION SERVED BY SOURCE WATER SYSTEM - - - - - |                 |               |              |        |                        | 17500         |                                 |              |
| WILLING WORKERS  | 3093850         | ISLE OF WIGHT |              | NATL   |                        | 120           | 4.6                             |              |
| TOTAL POPULATION SERVED BY SOURCE WATER SYSTEM - - - - - |                 |               |              |        |                        | 120           |                                 |              |
| WINCHESTER   | 2840500         | FREDERICK     | NaSiF6       | ADJ    | 12/57                  | 26220         |                                 | 0.9          |
| FREDERICK CO SANITATION AUTH                             | 5069250         | FREDERICK     |              | CONS   |                        | 5900          |                                 |              |
| TOTAL POPULATION SERVED BY SOURCE WATER SYSTEM - - - - - |                 |               |              |        |                        | 32120         |                                 |              |
| WINDSOR  | 3093900         | ISLE OF WIGHT |              | NATL   |                        | 900           | 3.3                             |              |
| TOTAL POPULATION SERVED BY SOURCE WATER SYSTEM - - - - - |                 |               |              |        |                        | 900           |                                 |              |
| WINDSOR PARK SUB   | 4127895         | NEW KENT      |              | NATL   |                        | 112           | 0.9                             |              |
| TOTAL POPULATION SERVED BY SOURCE WATER SYSTEM - - - - - |                 |               |              |        |                        | 112           |                                 |              |
| WISE TOWN  | 1195950         | WISE          | NaSiF6       | ADJ    | 09/65                  | 5044          |                                 | 0.9          |
| WISE PSA-STEPHENS  | 1195920         | WISE          |              | CONS   |                        | 28            |                                 |              |
| TOTAL POPULATION SERVED BY SOURCE WATER SYSTEM - - - - - |                 |               |              |        |                        | 5072          |                                 |              |
| WOODHAVEN SHORES   | 4127925         | NEW KENT      |              | NATL   |                        | 1001          | 1.0                             |              |
| TOTAL POPULATION SERVED BY SOURCE WATER SYSTEM - - - - - |                 |               |              |        |                        | 1001          |                                 |              |
| WYTHEVILLE   | 1197810         | WYTHE         | NaSiF6       | ADJ    | 12/63                  | 7300          |                                 | 0.9          |
| TOTAL POPULATION SERVED BY SOURCE WATER SYSTEM - - - - - |                 |               |              |        |                        | 7300          |                                 |              |
| YORK RIVER STATE PARK                                    | 3095921         | JAMES CITY    |              | NATL   |                        | 400           | 1.6                             |              |
| TOTAL POPULATION SERVED BY SOURCE WATER SYSTEM - - - - - |                 |               |              |        |                        | 400           |                                 |              |
| YORKTOWN PLANTATION                                      | 3095940         | JAMES CITY    |              | NATL   |                        | 128           | 1.0                             |              |
| TOTAL POPULATION SERVED BY SOURCE WATER SYSTEM - - - - - |                 |               |              |        |                        | 128           |                                 |              |
| ZUNI   | 3093950         | ISLE OF WIGHT |              | NATL   |                        | 100           | 2.3                             |              |
| TOTAL POPULATION SERVED BY SOURCE WATER SYSTEM - - - - - |                 |               |              |        |                        | 100           |                                 |              |

POPULATION SERVED FLUORIDATED DRINKING WATER BY SOURCE SYSTEM,  
CONSECUTIVE SYSTEM, AND COUNTY WITHIN STATE (AS OF 12/31/85)

## WASHINGTON

| WATER SYSTEM and<br>CONSECUTIVE SYSTEMS SERVED           | EPA<br>ID<br>NO | COUNTY      | CHEM<br>USED | STATUS | FLUOR<br>START<br>DATE | POP<br>SERVED | NATURAL SYSTEMS |              |
|--|-----------------|-------------|--------------|--------|------------------------|---------------|-----------------|--------------|
|  |                 |             |              |        |                        |               | NAT<br>LEVEL    | OPT<br>LEVEL |
| ANACORTES  | 5302200         | SKAGIT      | NaSiF6       | ADJ    | 04/63                  | 9825          |                 | 1.0          |
| SHELTER BAY  | 5378155         | SKAGIT      |              | CONS   |                        | 700           |                 |              |
| TOTAL POPULATION SERVED BY SOURCE WATER SYSTEM - - - - - |                 |             |              |        |                        | 10525         |                 |              |
| ANNAPOLIS WD   | 5302600         | KITSAP      | NaF          | ADJ    | 06/71                  | 10200         |                 | 1.0          |
| TOTAL POPULATION SERVED BY SOURCE WATER SYSTEM - - - - - |                 |             |              |        |                        | 10200         |                 |              |
| BATTLE GROUND WD   | 5304700         | CLARK       | NaF          | ADJ    | 02/63                  | 3257          |                 | 1.0          |
| TOTAL POPULATION SERVED BY SOURCE WATER SYSTEM - - - - - |                 |             |              |        |                        | 3257          |                 |              |
| BUCODA WD  | 5309100         | THURSTON    | NaF          | ADJ    | 06/67                  | 560           |                 | 1.0          |
| TOTAL POPULATION SERVED BY SOURCE WATER SYSTEM - - - - - |                 |             |              |        |                        | 560           |                 |              |
| BURBANK IRRIG DIST #4                                    | 5309300         | WALLA WALLA |              |        | NATL                   | 748           |                 | 1.9          |
| TOTAL POPULATION SERVED BY SOURCE WATER SYSTEM - - - - - |                 |             |              |        |                        | 748           |                 |              |
| CAMAS MUN WATER & SEWER                                  | 5310800         | CLARK       | NaSiF6       | ADJ    | 08/66                  | 7655          |                 | 1.0          |
| TOTAL POPULATION SERVED BY SOURCE WATER SYSTEM - - - - - |                 |             |              |        |                        | 7655          |                 |              |
| CATHLAMET WD   | 5311850         | WAHKIAKUM   | NaSiF6       | ADJ    | 10/57                  | 1000          |                 | 1.0          |
| PUGET ISLAND   | 5369760         | WAHKIAKUM   |              | CONS   |                        | 990           |                 |              |
| TOTAL POPULATION SERVED BY SOURCE WATER SYSTEM - - - - - |                 |             |              |        |                        | 1990          |                 |              |
| CENTRALIA WD   | 5312200         | LEWIS       | NaSiF6       | ADJ    | 07/59                  | 12350         |                 | 1.0          |
| HILL WATER COMPANY                                       | 5333100         | LEWIS       |              | CONS   |                        | 126           |                 |              |
| SEMINARY HILL  | 5377590         | LEWIS       |              | CONS   |                        | 174           |                 |              |
| TOTAL POPULATION SERVED BY SOURCE WATER SYSTEM - - - - - |                 |             |              |        |                        | 12650         |                 |              |
| CHEHALIS WD  | 5312250         | LEWIS       | NaSiF6       | ADJ    | 05/67                  | 7000          |                 | 1.0          |
| NEWANKUM HILL  | 5301428         | LEWIS       |              | CONS   |                        | 543           |                 |              |
| TOTAL POPULATION SERVED BY SOURCE WATER SYSTEM - - - - - |                 |             |              |        |                        | 7543          |                 |              |
| CHENEY   | 5312400         | SPOKANE     | NaF          | ADJ    | 06/74                  | 7540          |                 | 1.0          |
| TOTAL POPULATION SERVED BY SOURCE WATER SYSTEM - - - - - |                 |             |              |        |                        | 7540          |                 |              |
| CLARKSTON  | 5393343         | ASOTIN      |              |        | NATL                   | 14000         |                 | 0.8          |
| TOTAL POPULATION SERVED BY SOURCE WATER SYSTEM - - - - - |                 |             |              |        |                        | 14000         |                 |              |



POPULATION SERVED FLUORIDATED DRINKING WATER BY SOURCE SYSTEM,  
CONSECUTIVE SYSTEM, AND COUNTY WITHIN STATE (AS OF 12/31/85)

## WASHINGTON

| WATER SYSTEM and<br>CONSECUTIVE SYSTEMS SERVED           | EPA<br>ID<br>NO | COUNTY   | CHEM<br>USED | STATUS | FLUOR<br>START<br>DATE | POP<br>SERVED | NATURAL SYSTEMS |              |
|--|-----------------|----------|--------------|--------|------------------------|---------------|-----------------|--------------|
|  |                 |          |              |        |                        |               | NAT<br>LEVEL    | OPT<br>LEVEL |
| COULEE DAM EAST  | 5315400         | OKANOGAN | NaF          | ADJ    | 03/56                  | 1046          |                 | 1.0          |
| TOTAL POPULATION SERVED BY SOURCE WATER SYSTEM - - - - - |                 |          |              |        |                        | 1046          |                 |              |
| COULEE DAM WEST  | 5315350         | DOUGLAS  | NaF          | ADJ    | 03/56                  | 225           |                 | 1.0          |
| TOTAL POPULATION SERVED BY SOURCE WATER SYSTEM - - - - - |                 |          |              |        |                        | 225           |                 |              |
| DAVENPORT  | 5318100         | LINCOLN  |              | NATL   |                        | 1610          |                 | 1.0          |
| TOTAL POPULATION SERVED BY SOURCE WATER SYSTEM - - - - - |                 |          |              |        |                        | 1610          |                 |              |
| ELECTRIC CITY  | 5322850         | GRANT    |              | NATL   |                        | 1200          |                 | 0.9          |
| TOTAL POPULATION SERVED BY SOURCE WATER SYSTEM - - - - - |                 |          |              |        |                        | 1200          |                 |              |
| FAIRCHILD AFB  | 5324350         | SPOKANE  | NaF          | ADJ    | 06/58                  | 7709          |                 | 1.0          |
| TOTAL POPULATION SERVED BY SOURCE WATER SYSTEM - - - - - |                 |          |              |        |                        | 7709          |                 |              |
| FIRCREST   | 5325150         | PIERCE   | NaF          | ADJ    | 10/58                  | 5477          |                 | 1.0          |
| TOTAL POPULATION SERVED BY SOURCE WATER SYSTEM - - - - - |                 |          |              |        |                        | 5477          |                 |              |
| FORKS MWD  | 5326000         | CLALLAM  | NaSiF6       | ADJ    | 03/56                  | 5000          |                 | 1.0          |
| TOTAL POPULATION SERVED BY SOURCE WATER SYSTEM - - - - - |                 |          |              |        |                        | 5000          |                 |              |
| FORT LEWIS   | 5326050         | PIERCE   | NaSiF6       | ADJ    | 10/56                  | 40000         |                 | 1.0          |
| TOTAL POPULATION SERVED BY SOURCE WATER SYSTEM - - - - - |                 |          |              |        |                        | 40000         |                 |              |
| KALAMA   | 5337550         | COWLITZ  | NaF          | ADJ    | 05/64                  | 1920          |                 | 1.0          |
| TOTAL POPULATION SERVED BY SOURCE WATER SYSTEM - - - - - |                 |          |              |        |                        | 1920          |                 |              |
| KELSO  | 5338000         | COWLITZ  | NaSiF6       | ADJ    | 05/58                  | 11024         |                 | 1.0          |
| TOTAL POPULATION SERVED BY SOURCE WATER SYSTEM - - - - - |                 |          |              |        |                        | 11024         |                 |              |
| KENT WD  | 5338150         | KING     | Acid         | ADJ    | 11/64                  | 27050         |                 | 1.0          |
| KING CO WD #111  | 5341900         | KING     |              | CONS   |                        | 8400          |                 |              |
| TOTAL POPULATION SERVED BY SOURCE WATER SYSTEM - - - - - |                 |          |              |        |                        | 35450         |                 |              |
| LIND   | 5347350         | ADAMS    |              | NATL   |                        | 651           |                 | 1.6          |
| TOTAL POPULATION SERVED BY SOURCE WATER SYSTEM - - - - - |                 |          |              |        |                        | 651           |                 |              |

POPULATION SERVED FLUORIDATED DRINKING WATER BY SOURCE SYSTEM,  
CONSECUTIVE SYSTEM, AND COUNTY WITHIN STATE (AS OF 12/31/85)

## WASHINGTON

| WATER SYSTEM and<br>CONSECUTIVE SYSTEMS SERVED           | EPA<br>ID<br>NO | COUNTY       | CHEM<br>USED | STATUS | FLUOR<br>START<br>DATE | POP<br>SERVED | NATURAL SYSTEMS<br>NAT OPT<br>LEVEL LEVEL |
|--|-----------------|--------------|--------------|--------|------------------------|---------------|---|
| LONGVIEW   | 5348100         | COWLITZ      | NaSiF6       | ADJ    | 08/56                  | 34900         | 1.0                                       |
| COWLITZ CO PUD   | 5315650         | COWLITZ      |              | OONS   |                        | 7342          |   |
| TOTAL POPULATION SERVED BY SOURCE WATER SYSTEM - - - - - |                 |              |              |        |                        | 42242         |   |
| LYNDEN WD  | 5349150         | WHATCOM      | NaSiF6       | ADJ    | 03/65                  | 4430          | 1.0                                       |
| TOTAL POPULATION SERVED BY SOURCE WATER SYSTEM - - - - - |                 |              |              |        |                        | 4430          |   |
| MABTON   | 5349650         | YAKIMA       |              | NATL   |                        | 1247          | 0.7                                       |
| TOTAL POPULATION SERVED BY SOURCE WATER SYSTEM - - - - - |                 |              |              |        |                        | 1247          |   |
| MANCHESTER WD  | 5350700         | KITSAP       | NaF          | ADJ    | 05/71                  | 5502          | 1.0                                       |
| TOTAL POPULATION SERVED BY SOURCE WATER SYSTEM - - - - - |                 |              |              |        |                        | 5502          |   |
| MCCHORD AFB  | 5352200         | PIERCE       | NaF          | ADJ    | 04/61                  | 3500          | 1.0                                       |
| TOTAL POPULATION SERVED BY SOURCE WATER SYSTEM - - - - - |                 |              |              |        |                        | 3500          |   |
| MONTESANO  | 5356000         | GRAYS HARBOR | NaF          | ADJ    | 11/61                  | 3260          | 1.0                                       |
| TOTAL POPULATION SERVED BY SOURCE WATER SYSTEM - - - - - |                 |              |              |        |                        | 3260          |   |
| MOSES LAKE   | 5356300         | GRANT        |              | NATL   |                        | 15500         | 0.8                                       |
| TOTAL POPULATION SERVED BY SOURCE WATER SYSTEM - - - - - |                 |              |              |        |                        | 15500         |   |
| MOUNTLAKE TERRACE  | 5357250         | SNOHOMISH    | Acid         | ADJ    | 12/68                  | 15900         | 1.0                                       |
| TOTAL POPULATION SERVED BY SOURCE WATER SYSTEM - - - - - |                 |              |              |        |                        | 15900         |   |
| MOXEE CITY   | 5357300         | YAKIMA       |              | NATL   |                        | 840           | 1.5                                       |
| TOTAL POPULATION SERVED BY SOURCE WATER SYSTEM - - - - - |                 |              |              |        |                        | 840           |   |
| NOB HILL WATER ASSOC                                     | 5359700         | YAKIMA       |              | NATL   |                        | 14633         | 1.0                                       |
| TOTAL POPULATION SERVED BY SOURCE WATER SYSTEM - - - - - |                 |              |              |        |                        | 14633         |   |
| OAK HARBOR   | 5362650         | ISLAND       | NaF          | ADJ    | 11/55                  | 8600          | 1.0                                       |
| TOTAL POPULATION SERVED BY SOURCE WATER SYSTEM - - - - - |                 |              |              |        |                        | 8600          |   |
| ODESSA   | 5363050         | LINCOLN      |              | NATL   |                        | 1100          | 1.9                                       |
| TOTAL POPULATION SERVED BY SOURCE WATER SYSTEM - - - - - |                 |              |              |        |                        | 1100          |   |

POPULATION SERVED FLUORIDATED DRINKING WATER BY SOURCE SYSTEM,  
CONSECUTIVE SYSTEM, AND COUNTY WITHIN STATE (AS OF 12/31/85)

## WASHINGTON

| WATER SYSTEM and<br>CONSECUTIVE SYSTEMS SERVED           | EPA<br>ID<br>NO | COUNTY  | CHEM<br>USED | STATUS | FLUOR<br>START<br>DATE | POP<br>SERVED | NATURAL SYSTEMS |              |
|--|-----------------|---------|--------------|--------|------------------------|---------------|-----------------|--------------|
|  |                 |         |              |        |                        |               | NAT<br>LEVEL    | OPT<br>LEVEL |
| OIHELLO WD   | 5364850         | ADAMS   |              |        | NATL                   | 4570          | 2.7             |              |
| TOTAL POPULATION SERVED BY SOURCE WATER SYSTEM - - - - - |                 |         |              |        |                        | 4570          |                 |              |
| PATERSON   | 5366479         | BENTON  |              |        | NATL                   | 90            | 2.0             |              |
| TOTAL POPULATION SERVED BY SOURCE WATER SYSTEM - - - - - |                 |         |              |        |                        | 90            |                 |              |
| PLYMOUTH   | 5368045         | BENTON  |              |        | NATL                   | 190           | 2.3             |              |
| TOTAL POPULATION SERVED BY SOURCE WATER SYSTEM - - - - - |                 |         |              |        |                        | 190           |                 |              |
| PORT ORCHARD WD  | 5368900         | KITSAP  | NaF          | ADJ    | 01/71                  | 4910          |                 | 1.0          |
| TOTAL POPULATION SERVED BY SOURCE WATER SYSTEM - - - - - |                 |         |              |        |                        | 4910          |                 |              |
| POULSBO  | 5369150         | KITSAP  | NaF          | ADJ    | 07/59                  | 2745          |                 | 1.0          |
| TOTAL POPULATION SERVED BY SOURCE WATER SYSTEM - - - - - |                 |         |              |        |                        | 2745          |                 |              |
| PULLMAN WD   | 5369150         | WHITMAN | NaSiF6       | ADJ    | 02/56                  | 14594         |                 | 1.0          |
| TOTAL POPULATION SERVED BY SOURCE WATER SYSTEM - - - - - |                 |         |              |        |                        | 14594         |                 |              |
| RAYMOND WD   | 5371500         | PACIFIC | Acid         | ADJ    | 03/63                  | 3000          |                 | 1.0          |
| TOTAL POPULATION SERVED BY SOURCE WATER SYSTEM - - - - - |                 |         |              |        |                        | 3000          |                 |              |
| REDMOND WS   | 5371650         | KING    | NaF          | ADJ    | 01/76                  | 27600         |                 | 1.0          |
| UNION HILL WA  | 5390260         | KING    |              | CONS   |                        | 1843          |                 |              |
| TOTAL POPULATION SERVED BY SOURCE WATER SYSTEM - - - - - |                 |         |              |        |                        | 29443         |                 |              |
| RENTON   | 5371850         | KING    | NaF          | ADJ    | 02/70                  | 34030         |                 | 1.0          |
| TOTAL POPULATION SERVED BY SOURCE WATER SYSTEM - - - - - |                 |         |              |        |                        | 34030         |                 |              |
| RITZVILLE  | 5372700         | ADAMS   |              |        | NATL                   | 1850          | 0.7             |              |
| TOTAL POPULATION SERVED BY SOURCE WATER SYSTEM - - - - - |                 |         |              |        |                        | 1850          |                 |              |
| SEATTLE WD   | 5377050         | KING    | Acid         | ADJ    | 02/70                  | 541000        |                 | 1.0          |
| BELLEVUE   | 5305575         | KING    |              | CONS   |                        | 100000        |                 |              |
| BOTHELL  | 5307900         | KING    |              | CONS   |                        | 5256          |                 |              |
| CEDAR RIVER WATER & SEWER                                | 5341800         | KING    |              | CONS   |                        | 11800         |                 |              |
| DUVALL   | 5320750         | KING    |              | CONS   |                        | 1200          |                 |              |
| EDMONDS  | 5322500         | KING    |              | CONS   |                        | 24200         |                 |              |

POPULATION SERVED FLUORIDATED DRINKING WATER BY SOURCE SYSTEM,  
CONSECUTIVE SYSTEM, AND COUNTY WITHIN STATE (AS OF 12/31/85)

# WASHINGTON

| WATER SYSTEM and<br>CONSECUTIVE SYSTEMS SERVED           | EPA<br>ID<br>NO | COUNTY | CHEM<br>USED | STATUS | FLUOR<br>START<br>DATE | POP<br>SERVED | NATURAL SYSTEMS<br>NAT OPT<br>LEVEL LEVEL |
|--|-----------------|--------|--------------|--------|------------------------|---------------|---|
| HIGHLANDS  | 5332900         | KING   |              | CONS   |                        | 421           |   |
| KING CO WD #107  | 5341750         | KING   |              | CONS   |                        | 15684         |   |
| KING CO WD #119  | 5341985         | KING   |              | CONS   |                        |               |   |
| KING CO WD #125  | 5341998         | KING   |              | CONS   |                        | 12192         |   |
| KING CO WD #14   | 5338800         | KING   |              | CONS   |                        | 3560          |   |
| KING CO WD #17   | 5338850         | KING   |              | CONS   |                        | 350           |   |
| KING CO WD #20   | 5338950         | KING   |              | CONS   |                        | 25000         |   |
| KING CO WD #24   | 5339100         | KING   |              | CONS   |                        | 900           |   |
| KING CO WD #25   | 5339150         | KING   |              | CONS   |                        | 1200          |   |
| KING CO WD #42   | 5339600         | KING   |              | CONS   |                        | 25000         |   |
| KING CO WD #45   | 5339700         | KING   |              | CONS   |                        | 3831          |   |
| KING CO WD #49   | 5339800         | KING   |              | CONS   |                        | 14000         |   |
| KING CO WD #57   | 5340050         | KING   |              | CONS   |                        | 210           |   |
| KING CO WD #58   | 5340100         | KING   |              | CONS   |                        | 31185         |   |
| KING CO WD #63   | 5340250         | KING   |              | CONS   |                        | 2000          |   |
| KING CO WD #75   | 5340650         | KING   |              | CONS   |                        | 41680         |   |
| KING CO WD #85   | 5341000         | KING   |              | CONS   |                        | 1536          |   |
| KING CO WD #90   | 5341150         | KING   |              | CONS   |                        | 11094         |   |
| KIRKLAND   | 5342250         | KING   |              | CONS   |                        | 19000         |   |
| MERCER ISLAND  | 5353640         | KING   |              | CONS   |                        | 21700         |   |
| NE LK WA SEWER & WATER                                   | 5340800         | KING   |              | CONS   |                        | 53750         |   |
| NORMANDY PARK  | 5359900         | KING   |              | CONS   |                        | 1985          |   |
| OLYMPIC VIEW WD  | 5363600         | KING   |              | CONS   |                        | 13100         |   |
| ROSE HILL WATER & SEWER                                  | 5340850         | KING   |              | CONS   |                        | 12000         |   |
| SALLAL WATER ASSOC                                       | 5375560         | KING   |              | CONS   |                        | 1958          |   |
| SHOREWOOD APTS   | 5378795         | KING   |              | CONS   |                        | 1600          |   |
| SKYWAY WATER & SEWER                                     | 5315788         | KING   |              | CONS   |                        | 4500          |   |
| STRANDRIK  | 5384580         | KING   |              | CONS   |                        | 100           |   |
| TUKWILLA   | 5389500         | KING   |              | CONS   |                        | 3860          |   |
| WILDERNESS RIM   | 5396878         | KING   |              | CONS   |                        | 2063          |   |
| WOODINVILLE WD   | 5341600         | KING   |              | CONS   |                        | 20440         |   |
| TOTAL POPULATION SERVED BY SOURCE WATER SYSTEM - - - - - |                 |        |              |        |                        | 1031205       |   |
| TOPPENISH  | 5388850         | YAKIMA | NaF          | ADJ    | 05/82                  | 6570          | 1.0                                       |
| TOTAL POPULATION SERVED BY SOURCE WATER SYSTEM - - - - - |                 |        |              |        |                        | 6570          |   |
| VANCOUVER  | 5391200         | CLARK  | NaSiF6       | ADJ    | 07/63                  | 105000        | 1.0                                       |
| TOTAL POPULATION SERVED BY SOURCE WATER SYSTEM - - - - - |                 |        |              |        |                        | 105000        |   |
| WARDEN   | 5392850         | GRANT  |              | NATL   |                        | 1620          | 0.7                                       |
| TOTAL POPULATION SERVED BY SOURCE WATER SYSTEM - - - - - |                 |        |              |        |                        | 1620          |   |
| WINLOCK  | 5397500         | LEWIS  | NaF          | ADJ    | 08/66                  | 1500          | 1.0                                       |
| TOTAL POPULATION SERVED BY SOURCE WATER SYSTEM - - - - - |                 |        |              |        |                        | 1500          |   |

POPULATION SERVED FLUORIDATED DRINKING WATER BY SOURCE SYSTEM,  
 CONSECUTIVE SYSTEM, AND COUNTY WITHIN STATE (AS OF 12/31/85)

**WASHINGTON**

| WATER SYSTEM and<br>CONSECUTIVE SYSTEMS SERVED           | EPA<br>ID<br>NO | COUNTY  | CHEM<br>USED | STATUS | FLUOR<br>START<br>DATE | POP<br>SERVED | NATURAL SYSTEMS<br>NAT OPT<br>LEVEL LEVEL |
|--|-----------------|---------|--------------|--------|------------------------|---------------|---|
| WOODLAND   | 5398200         | COWLITZ | Acid         | ADJ    | 12/56                  | 2550          | 1.0                                       |
| TOTAL POPULATION SERVED BY SOURCE WATER SYSTEM - - - - - |                 |         |              |        |                        | 2550          |   |

POPULATION SERVED FLUORIDATED DRINKING WATER BY SOURCE SYSTEM,  
CONSECUTIVE SYSTEM, AND COUNTY WITHIN STATE (AS OF 12/31/85)

## WEST VIRGINIA

| WATER SYSTEM and<br>CONSECUTIVE SYSTEMS SERVED           | EPA<br>ID<br>NO | COUNTY    | CHEM<br>USED | STATUS | FLUOR<br>START<br>DATE | POP<br>SERVED | NATURAL SYSTEMS |              |
|--|-----------------|-----------|--------------|--------|------------------------|---------------|-----------------|--------------|
|  |                 |           |              |        |                        |               | NAT<br>LEVEL    | OPT<br>LEVEL |
| ALDERSON   | 3301315         | MONROE    | NaF          | ADJ    | 09/81                  | 1980          |                 | 1.0          |
| TOTAL POPULATION SERVED BY SOURCE WATER SYSTEM - - - - - |                 |           |              |        |                        | 1980          |                 |              |
| ATHENS   | 3302801         | MERCER    | NaF          | ADJ    | 06/71                  | 4500          |                 | 1.0          |
| TOTAL POPULATION SERVED BY SOURCE WATER SYSTEM - - - - - |                 |           |              |        |                        | 4500          |                 |              |
| BECKLEY  | 3304104         | RALEIGH   | NaSiF6       | ADJ    | 03/63                  | 57750         |                 | 1.0          |
| TOTAL POPULATION SERVED BY SOURCE WATER SYSTEM - - - - - |                 |           |              |        |                        | 57750         |                 |              |
| BELINGTON  | 3300101         | BARBOUR   | NaF          | ADJ    | 09/83                  | 2300          |                 | 1.0          |
| TOTAL POPULATION SERVED BY SOURCE WATER SYSTEM - - - - - |                 |           |              |        |                        | 2300          |                 |              |
| BELMONT  | 3303701         | PLEASANTS | NaF          | ADJ    | 10/82                  | 1530          |                 | 1.0          |
| TOTAL POPULATION SERVED BY SOURCE WATER SYSTEM - - - - - |                 |           |              |        |                        | 1530          |                 |              |
| BERKELEY CO PSD  | 3300202         | BERKELEY  | NaF          | ADJ    | 05/84                  | 8400          |                 | 1.0          |
| TOTAL POPULATION SERVED BY SOURCE WATER SYSTEM - - - - - |                 |           |              |        |                        | 8400          |                 |              |
| BEVERLY  | 3304202         | RANDOLPH  | NaF          | ADJ    | 01/84                  | 900           |                 | 1.0          |
| TOTAL POPULATION SERVED BY SOURCE WATER SYSTEM - - - - - |                 |           |              |        |                        | 900           |                 |              |
| BIG BEND PSD   | 3304507         | SUMMERS   | NaF          | ADJ    | 06/84                  | 1000          |                 | 1.0          |
| TOTAL POPULATION SERVED BY SOURCE WATER SYSTEM - - - - - |                 |           |              |        |                        | 1000          |                 |              |
| BLUEWELL PSD   | 3302804         | MERCER    | NaF          | ADJ    | 02/67                  | 6300          |                 | 1.0          |
| TOTAL POPULATION SERVED BY SOURCE WATER SYSTEM - - - - - |                 |           |              |        |                        | 6300          |                 |              |
| BRIDGEPORT   | 3301703         | HARRISON  | NaSiF6       | ADJ    | 01/54                  | 9076          |                 | 1.0          |
| TOTAL POPULATION SERVED BY SOURCE WATER SYSTEM - - - - - |                 |           |              |        |                        | 9076          |                 |              |
| BUCKHANNON   | 3304901         | UPSHUR    | NaSiF6       | ADJ    | 02/65                  | 11550         |                 | 1.0          |
| TOTAL POPULATION SERVED BY SOURCE WATER SYSTEM - - - - - |                 |           |              |        |                        | 11550         |                 |              |
| BUFFALO  | 3304002         | PUTNAM    | NaF          | ADJ    | 01/85                  | 1400          |                 | 1.0          |
| TOTAL POPULATION SERVED BY SOURCE WATER SYSTEM - - - - - |                 |           |              |        |                        | 1400          |                 |              |

POPULATION SERVED FLUORIDATED DRINKING WATER BY SOURCE SYSTEM,  
CONSECUTIVE SYSTEM, AND COUNTY WITHIN STATE (AS OF 12/31/85)

## WEST VIRGINIA

| WATER SYSTEM and<br>CONSECUTIVE SYSTEMS SERVED           | EPA<br>ID<br>NO | COUNTY     | CHEM<br>USED | STATUS | FLUOR<br>START<br>DATE | POP<br>SERVED | NATURAL SYSTEMS<br>NAT<br>LEVEL | OPT<br>LEVEL |
|--|-----------------|------------|--------------|--------|------------------------|---------------|---------------------------------|--------------|
| BUFFALO CREEK PSD  | 3302347         | LOGAN      | NaF          | ADJ    | 08/84                  | 4000          |                                 | 1.0          |
| TOTAL POPULATION SERVED BY SOURCE WATER SYSTEM - - - - - |                 |            |              |        |                        | 4000          |                                 |              |
| BURNSVILLE   | 3300408         | BRAXTON    | NaF          | ADJ    | 02/80                  | 588           |                                 | 1.0          |
| TOTAL POPULATION SERVED BY SOURCE WATER SYSTEM - - - - - |                 |            |              |        |                        | 588           |                                 |              |
| CAMERON  | 3302603         | MARSHALL   | NaF          | ADJ    | 10/85                  | 1500          |                                 | 1.0          |
| TOTAL POPULATION SERVED BY SOURCE WATER SYSTEM - - - - - |                 |            |              |        |                        | 1500          |                                 |              |
| CEDAR GROVE  | 3302009         | KANAWHA    | NaF          | ADJ    | 11/81                  | 5000          |                                 | 1.0          |
| TOTAL POPULATION SERVED BY SOURCE WATER SYSTEM - - - - - |                 |            |              |        |                        | 5000          |                                 |              |
| CEREDO   | 3305001         | WAYNE      | NaF          | ADJ    | 04/72                  | 3150          |                                 | 1.0          |
| TOTAL POPULATION SERVED BY SOURCE WATER SYSTEM - - - - - |                 |            |              |        |                        | 3150          |                                 |              |
| CHAPMANVILLE   | 3302317         | LOGAN      | NaF          | ADJ    | 11/71                  | 2593          |                                 | 1.0          |
| TOTAL POPULATION SERVED BY SOURCE WATER SYSTEM - - - - - |                 |            |              |        |                        | 2593          |                                 |              |
| CHARLES TOWN   | 3301905         | JEFFERSON  | NaF          | ADJ    | 01/83                  | 9000          |                                 | 1.0          |
| TOTAL POPULATION SERVED BY SOURCE WATER SYSTEM - - - - - |                 |            |              |        |                        | 9000          |                                 |              |
| CHEAT NECK PSD   | 3303105         | MONONGALIA | NaF          | ADJ    | 12/83                  | 1700          |                                 | 1.0          |
| TOTAL POPULATION SERVED BY SOURCE WATER SYSTEM - - - - - |                 |            |              |        |                        | 1700          |                                 |              |
| CHESTER  | 3301504         | HANCOCK    | NaSiF6       | ADJ    | 08/58                  | 4638          |                                 | 1.0          |
| TOTAL POPULATION SERVED BY SOURCE WATER SYSTEM - - - - - |                 |            |              |        |                        | 4638          |                                 |              |
| CLARKSBURG   | 3301705         | HARRISON   | NaSiF6       | ADJ    | 01/54                  | 30100         |                                 | 1.0          |
| TOTAL POPULATION SERVED BY SOURCE WATER SYSTEM - - - - - |                 |            |              |        |                        | 30100         |                                 |              |
| CLAYWOOD PARK PSD  | 3305402         | WOOD       | Acid         | ADJ    | 08/81                  | 4737          |                                 | 1.0          |
| TOTAL POPULATION SERVED BY SOURCE WATER SYSTEM - - - - - |                 |            |              |        |                        | 4737          |                                 |              |
| CLENDENIN  | 3302010         | KANAWHA    | NaF          | ADJ    | 01/60                  | 2000          |                                 | 1.0          |
| TOTAL POPULATION SERVED BY SOURCE WATER SYSTEM - - - - - |                 |            |              |        |                        | 2000          |                                 |              |

POPULATION SERVED FLUORIDATED DRINKING WATER BY SOURCE SYSTEM,  
CONSECUTIVE SYSTEM, AND COUNTY WITHIN STATE (AS OF 12/31/85)

## WEST VIRGINIA

| WATER SYSTEM and<br>CONSECUTIVE SYSTEMS SERVED           | EPA<br>ID<br>NO | COUNTY    | CHEM<br>USED | STATUS | FLUOR<br>START<br>DATE | POP<br>SERVED | NATURAL SYSTEMS<br>NAT<br>LEVEL | OPT<br>LEVEL |
|--|-----------------|-----------|--------------|--------|------------------------|---------------|---------------------------------|--------------|
| COLIN ANDERSON   | 3303702         | PLEASANTS | NaF          | ADJ    | 09/61                  | 950           |                                 | 1.0          |
| TOTAL POPULATION SERVED BY SOURCE WATER SYSTEM - - - - - |                 |           |              |        |                        | 950           |                                 |              |
| COWEN PSD  | 3305103         | WEBSTER   | NaF          | ADJ    | 09/82                  | 2397          |                                 | 1.0          |
| TOTAL POPULATION SERVED BY SOURCE WATER SYSTEM - - - - - |                 |           |              |        |                        | 2397          |                                 |              |
| CRAIGSVILLE  | 3303402         | NICHOLAS  | NaF          | ADJ    | 01/83                  | 3879          |                                 | 1.0          |
| TOTAL POPULATION SERVED BY SOURCE WATER SYSTEM - - - - - |                 |           |              |        |                        | 3879          |                                 |              |
| ELIZABETH  | 3305302         | WIRT      | NaF          | ADJ    | 07/84                  | 1482          |                                 | 1.0          |
| TOTAL POPULATION SERVED BY SOURCE WATER SYSTEM - - - - - |                 |           |              |        |                        | 1482          |                                 |              |
| ELKINS   | 3304203         | RANDOLPH  | NaSiF6       | ADJ    | 03/59                  | 11000         |                                 | 1.0          |
| TOTAL POPULATION SERVED BY SOURCE WATER SYSTEM - - - - - |                 |           |              |        |                        | 11000         |                                 |              |
| FAIRMONT   | 3302502         | MARION    | NaSiF6       | ADJ    | 10/53                  | 40000         |                                 | 1.0          |
| TOTAL POPULATION SERVED BY SOURCE WATER SYSTEM - - - - - |                 |           |              |        |                        | 40000         |                                 |              |
| FAYETTEVILLE   | 3301010         | FAYETTE   | NaF          | ADJ    | 08/62                  | 4597          |                                 | 1.0          |
| TOTAL POPULATION SERVED BY SOURCE WATER SYSTEM - - - - - |                 |           |              |        |                        | 4597          |                                 |              |
| FLATWOODS CANOE RUN PSD                                  | 3300402         | BRAXTON   | NaF          | ADJ    | 04/74                  | 1269          |                                 | 1.0          |
| TOTAL POPULATION SERVED BY SOURCE WATER SYSTEM - - - - - |                 |           |              |        |                        | 1269          |                                 |              |
| GLEN DALE  | 3302605         | MARSHALL  | NaF          | ADJ    | 09/84                  | 2964          |                                 | 1.0          |
| TOTAL POPULATION SERVED BY SOURCE WATER SYSTEM - - - - - |                 |           |              |        |                        | 2964          |                                 |              |
| GLENVILLE  | 3301104         | GILMER    | NaF          | ADJ    | 09/58                  | 2500          |                                 | 1.0          |
| TOTAL POPULATION SERVED BY SOURCE WATER SYSTEM - - - - - |                 |           |              |        |                        | 2500          |                                 |              |
| GLENWOOD-GREEN VALLEY PSD                                | 3302813         | MERCER    | Acid         | ADJ    | 08/64                  | 4000          |                                 | 1.0          |
| TOTAL POPULATION SERVED BY SOURCE WATER SYSTEM - - - - - |                 |           |              |        |                        | 4000          |                                 |              |
| GRAFTON  | 3304601         | TAYLOR    | Acid         | ADJ    | 06/59                  | 10000         |                                 | 1.0          |
| TOTAL POPULATION SERVED BY SOURCE WATER SYSTEM - - - - - |                 |           |              |        |                        | 10000         |                                 |              |



POPULATION SERVED FLUORIDATED DRINKING WATER BY SOURCE SYSTEM,  
CONSECUTIVE SYSTEM, AND COUNTY WITHIN STATE (AS OF 12/31/85)

## WEST VIRGINIA

| WATER SYSTEM and<br>CONSECUTIVE SYSTEMS SERVED           | EPA<br>ID<br>NO | COUNTY     | CHEM<br>USED | STATUS | FLUOR<br>START<br>DATE | POP<br>SERVED | NATURAL SYSTEMS<br>NAT<br>LEVEL | OPT<br>LEVEL |
|--|-----------------|------------|--------------|--------|------------------------|---------------|---------------------------------|--------------|
| GRANTSVILLE  | 3300701         | CALHOUN    | NaF          | ADJ    | 01/58                  | 1500          |                                 | 1.0          |
| TOTAL POPULATION SERVED BY SOURCE WATER SYSTEM - - - - - |                 |            |              |        |                        | 1500          |                                 |              |
| GREENBRIER PSD   | 3301302         | GREENBRIER | NaF          | ADJ    | 08/83                  | 1948          |                                 | 1.0          |
| TOTAL POPULATION SERVED BY SOURCE WATER SYSTEM - - - - - |                 |            |              |        |                        | 1948          |                                 |              |
| HARRISVILLE  | 3304303         | RITCHIE    | NaF          | ADJ    | 01/74                  | 2793          |                                 | 1.0          |
| TOTAL POPULATION SERVED BY SOURCE WATER SYSTEM - - - - - |                 |            |              |        |                        | 2793          |                                 |              |
| HEDGESVILLE  | 3300225         | BERKELEY   | NaF          | ADJ    | 05/83                  | 1600          |                                 | 1.0          |
| TOTAL POPULATION SERVED BY SOURCE WATER SYSTEM - - - - - |                 |            |              |        |                        | 1600          |                                 |              |
| HOOVERSON HTS PSD  | 3300512         | BROOKE     | NaF          | ADJ    | 03/66                  | 5482          |                                 | 1.0          |
| TOTAL POPULATION SERVED BY SOURCE WATER SYSTEM - - - - - |                 |            |              |        |                        | 5482          |                                 |              |
| HUNTINGTON   | 3300608         | CABELL     | Acid         | ADJ    | 03/53                  | 110000        |                                 | 1.0          |
| TOTAL POPULATION SERVED BY SOURCE WATER SYSTEM - - - - - |                 |            |              |        |                        | 110000        |                                 |              |
| HURRICANE  | 3304005         | PUTNAM     | NaF          | ADJ    | 11/57                  | 7000          |                                 | 1.0          |
| TOTAL POPULATION SERVED BY SOURCE WATER SYSTEM - - - - - |                 |            |              |        |                        | 7000          |                                 |              |
| JANE LEW   | 3302102         | LEWIS      | NaF          | ADJ    | 10/62                  | 1109          |                                 | 1.0          |
| TOTAL POPULATION SERVED BY SOURCE WATER SYSTEM - - - - - |                 |            |              |        |                        | 1109          |                                 |              |
| KANAWHA FALLS PSD  | 3301037         | FAYETTE    | NaF          | ADJ    | 12/82                  | 3873          |                                 | 1.0          |
| TOTAL POPULATION SERVED BY SOURCE WATER SYSTEM - - - - - |                 |            |              |        |                        | 3873          |                                 |              |
| KERMIT   | 3303003         | MINGO      | NaF          | ADJ    | 11/80                  | 1500          |                                 | 1.0          |
| TOTAL POPULATION SERVED BY SOURCE WATER SYSTEM - - - - - |                 |            |              |        |                        | 1500          |                                 |              |
| KEYSER   | 3302915         | MINERAL    | Acid         | ADJ    | 09/84                  | 9000          |                                 | 1.0          |
| TOTAL POPULATION SERVED BY SOURCE WATER SYSTEM - - - - - |                 |            |              |        |                        | 9000          |                                 |              |
| KINGWOOD   | 3303908         | PRESTON    | NaF          | ADJ    | 05/67                  | 3645          |                                 | 1.0          |
| TOTAL POPULATION SERVED BY SOURCE WATER SYSTEM - - - - - |                 |            |              |        |                        | 3645          |                                 |              |

POPULATION SERVED FLUORIDATED DRINKING WATER BY SOURCE SYSTEM,  
CONSECUTIVE SYSTEM, AND COUNTY WITHIN STATE (AS OF 12/31/85)

## WEST VIRGINIA

| WATER SYSTEM and<br>CONSECUTIVE SYSTEMS SERVED           | EPA<br>ID<br>NO | COUNTY     | CHEM<br>USED | STATUS | FLUOR<br>START<br>DATE | POP<br>SERVED | NATURAL SYSTEMS<br>NAT OPT<br>LEVEL LEVEL |
|--|-----------------|------------|--------------|--------|------------------------|---------------|---|
| LASHMEET PSD   | 3302817         | MERCER     | NaF          | ADJ    | 06/71                  | 1941          | 1.0                                       |
| TOTAL POPULATION SERVED BY SOURCE WATER SYSTEM - - - - - |                 |            |              |        |                        | 1941          |   |
| LEWISBURG  | 3301307         | GREENBRIER | NaF          | ADJ    | 11/65                  | 7798          | 1.0                                       |
| TOTAL POPULATION SERVED BY SOURCE WATER SYSTEM - - - - - |                 |            |              |        |                        | 7798          |   |
| LOGAN  | 3302331         | LOGAN      | NaSiF6       | ADJ    | 05/53                  | 9000          | 1.0                                       |
| TOTAL POPULATION SERVED BY SOURCE WATER SYSTEM - - - - - |                 |            |              |        |                        | 9000          |   |
| LUBECK PSD   | 3305404         | WOOD       | NaF          | ADJ    | 03/63                  | 7374          | 1.0                                       |
| TOTAL POPULATION SERVED BY SOURCE WATER SYSTEM - - - - - |                 |            |              |        |                        | 7374          |   |
| MAN  | 3302336         | LOGAN      | NaF          | ADJ    | 09/59                  | 1650          | 1.0                                       |
| TOTAL POPULATION SERVED BY SOURCE WATER SYSTEM - - - - - |                 |            |              |        |                        | 1650          |   |
| MANNINGTON   | 3302513         | MARION     | NaF          | ADJ    | 04/84                  | 4550          | 1.0                                       |
| TOTAL POPULATION SERVED BY SOURCE WATER SYSTEM - - - - - |                 |            |              |        |                        | 4550          |   |
| MARLINTON  | 3303803         | POCAHONTAS | NaF          | ADJ    | 05/84                  | 1800          | 1.0                                       |
| TOTAL POPULATION SERVED BY SOURCE WATER SYSTEM - - - - - |                 |            |              |        |                        | 1800          |   |
| MARTINSBURG  | 3300212         | BERKELEY   | Acid         | ADJ    | 02/54                  | 15675         | 1.0                                       |
| TOTAL POPULATION SERVED BY SOURCE WATER SYSTEM - - - - - |                 |            |              |        |                        | 15675         |   |
| MASON  | 3302708         | MASON      | NaF          | ADJ    | /83                    | 2660          | 1.0                                       |
| TOTAL POPULATION SERVED BY SOURCE WATER SYSTEM - - - - - |                 |            |              |        |                        | 2660          |   |
| MASONTOWN  | 3303909         | PRESTON    | NaF          | ADJ    | 02/82                  | 1200          | 1.0                                       |
| TOTAL POPULATION SERVED BY SOURCE WATER SYSTEM - - - - - |                 |            |              |        |                        | 1200          |   |
| MATEWAN  | 3303005         | MINGO      | NaF          | ADJ    | 02/53                  | 2275          | 1.0                                       |
| TOTAL POPULATION SERVED BY SOURCE WATER SYSTEM - - - - - |                 |            |              |        |                        | 2275          |   |
| MIDDLEBOURNE   | 3304802         | TYLER      | NaF          | ADJ    | 08/80                  | 1410          | 1.0                                       |
| TOTAL POPULATION SERVED BY SOURCE WATER SYSTEM - - - - - |                 |            |              |        |                        | 1410          |   |

POPULATION SERVED FLUORIDATED DRINKING WATER BY SOURCE SYSTEM,  
 CONSECUTIVE SYSTEM, AND COUNTY WITHIN STATE (AS OF 12/31/85)

**WEST VIRGINIA**

| WATER SYSTEM and<br>CONSECUTIVE SYSTEMS SERVED           | EPA<br>ID<br>NO | COUNTY     | CHEM<br>USED | STATUS | FLUOR<br>START<br>DATE | POP<br>SERVED | NATURAL SYSTEMS<br>NAT<br>LEVEL | OPT<br>LEVEL |
|--|-----------------|------------|--------------|--------|------------------------|---------------|---------------------------------|--------------|
| MILL CREEK   | 3304209         | RANDOLPH   | NaF          | ADJ    | 04/79                  | 1505          |                                 | 1.0          |
| TOTAL POPULATION SERVED BY SOURCE WATER SYSTEM - - - - - |                 |            |              |        |                        | 1505          |                                 |              |
| MILTON   | 3300609         | CABELL     | NaF          | ADJ    | 04/62                  | 5250          |                                 | 1.0          |
| TOTAL POPULATION SERVED BY SOURCE WATER SYSTEM - - - - - |                 |            |              |        |                        | 5250          |                                 |              |
| MONONGAH   | 3302515         | FAIRMONT   | NaF          | ADJ    | 11/84                  | 6400          |                                 | 1.0          |
| TOTAL POPULATION SERVED BY SOURCE WATER SYSTEM - - - - - |                 |            |              |        |                        | 6400          |                                 |              |
| MORGANTOWN   | 5303112         | MONONGALIA | Acid         | ADJ    | 02/61                  | 60000         |                                 | 1.0          |
| TOTAL POPULATION SERVED BY SOURCE WATER SYSTEM - - - - - |                 |            |              |        |                        | 60000         |                                 |              |
| MOUNDSVILLE  | 3302611         | MARSHALL   | Acid         | ADJ    | 05/84                  | 17000         |                                 | 1.0          |
| TOTAL POPULATION SERVED BY SOURCE WATER SYSTEM - - - - - |                 |            |              |        |                        | 17000         |                                 |              |
| MULLENS  | 3305514         | WYOMING    | NaF          | ADJ    | 06/85                  | 2852          |                                 | 1.0          |
| TOTAL POPULATION SERVED BY SOURCE WATER SYSTEM - - - - - |                 |            |              |        |                        | 2852          |                                 |              |
| NEW CUMBERLAND   | 3301515         | HANCOCK    | NaF          | ADJ    | 03/83                  | 1800          |                                 | 1.0          |
| TOTAL POPULATION SERVED BY SOURCE WATER SYSTEM - - - - - |                 |            |              |        |                        | 1800          |                                 |              |
| NEW HAVEN  | 3302709         | MASON      | NaF          | ADJ    | 03/84                  | 2300          |                                 | 1.0          |
| TOTAL POPULATION SERVED BY SOURCE WATER SYSTEM - - - - - |                 |            |              |        |                        | 2300          |                                 |              |
| NORTHFORK  | 3302413         | MCDOWELL   | NaF          | ADJ    | 05/55                  | 1498          |                                 | 1.0          |
| TOTAL POPULATION SERVED BY SOURCE WATER SYSTEM - - - - - |                 |            |              |        |                        | 1498          |                                 |              |
| NORTON-JIMTOWN-HARDING PSD                               | 3304213         | RANDOLPH   | NaF          | ADJ    | 11/80                  | 823           |                                 | 1.0          |
| TOTAL POPULATION SERVED BY SOURCE WATER SYSTEM - - - - - |                 |            |              |        |                        | 823           |                                 |              |
| OCEANA   | 3305516         | WYOMING    | NaF          | ADJ    | 06/71                  | 2647          |                                 | 1.0          |
| TOTAL POPULATION SERVED BY SOURCE WATER SYSTEM - - - - - |                 |            |              |        |                        | 2647          |                                 |              |
| OPEQUON PSD  | 3300218         | BERKELEY   | Acid         | ADJ    | 12/73                  | 5157          |                                 | 1.0          |
| TOTAL POPULATION SERVED BY SOURCE WATER SYSTEM - - - - - |                 |            |              |        |                        | 5157          |                                 |              |

POPULATION SERVED FLUORIDATED DRINKING WATER BY SOURCE SYSTEM,  
 CONSECUTIVE SYSTEM, AND COUNTY WITHIN STATE (AS OF 12/31/85)

**WEST VIRGINIA**

| WATER SYSTEM and<br>CONSECUTIVE SYSTEMS SERVED           | EPA<br>ID<br>NO | COUNTY   | CHEM<br>USED | STATUS | FLUOR<br>START<br>DATE | POP<br>SERVED | NATURAL SYSTEMS<br>NAT<br>LEVEL | OPT<br>LEVEL |
|--|-----------------|----------|--------------|--------|------------------------|---------------|---------------------------------|--------------|
| PAGE-KINCAID PSD   | 3301036         | FAYETTE  | NaF          | ADJ    | 11/81                  | 2000          |                                 | 1.0          |
| TOTAL POPULATION SERVED BY SOURCE WATER SYSTEM - - - - - |                 |          |              |        |                        | 2000          |                                 |              |
| PARKERSBURG  | 3305407         | WOOD     | NaSiF6       | ADJ    | 01/57                  | 59500         |                                 | 1.0          |
| TOTAL POPULATION SERVED BY SOURCE WATER SYSTEM - - - - - |                 |          |              |        |                        | 59500         |                                 |              |
| PENNSBORO  | 3304306         | RITCHIE  | NaF          | ADJ    | 05/84                  | 2432          |                                 | 1.0          |
| TOTAL POPULATION SERVED BY SOURCE WATER SYSTEM - - - - - |                 |          |              |        |                        | 2432          |                                 |              |
| PETERSBURG   | 3301204         | GRANT    | NaF          | ADJ    | 03/68                  | 3075          |                                 | 1.0          |
| TOTAL POPULATION SERVED BY SOURCE WATER SYSTEM - - - - - |                 |          |              |        |                        | 3075          |                                 |              |
| PHILIPPI   | 3300104         | BARBOUR  | NaF          | ADJ    | 05/64                  | 7438          |                                 | 1.0          |
| TOTAL POPULATION SERVED BY SOURCE WATER SYSTEM - - - - - |                 |          |              |        |                        | 7438          |                                 |              |
| PINCH PSD  | 3302023         | KANAWHA  | NaF          | ADJ    | 02/63                  | 3115          |                                 | 1.0          |
| TOTAL POPULATION SERVED BY SOURCE WATER SYSTEM - - - - - |                 |          |              |        |                        | 3115          |                                 |              |
| POINT PLEASANT   | 3302710         | MASON    | NaF          | ADJ    | 12/62                  | 9612          |                                 | 1.0          |
| TOTAL POPULATION SERVED BY SOURCE WATER SYSTEM - - - - - |                 |          |              |        |                        | 9612          |                                 |              |
| PRATT  | 3302024         | KANAWHA  | NaF          | ADJ    | 02/83                  | 1536          |                                 | 1.0          |
| TOTAL POPULATION SERVED BY SOURCE WATER SYSTEM - - - - - |                 |          |              |        |                        | 1536          |                                 |              |
| RALEIGH CO PSD-STOOO                                     | 3304123         | RALEIGH  | NaF          | ADJ    | 06/85                  | 1806          |                                 | 1.0          |
| TOTAL POPULATION SERVED BY SOURCE WATER SYSTEM - - - - - |                 |          |              |        |                        | 1806          |                                 |              |
| RAVENSWOOD   | 3301810         | WYOMING  | NaF          | ADJ    | 11/80                  | 5280          |                                 | 1.0          |
| TOTAL POPULATION SERVED BY SOURCE WATER SYSTEM - - - - - |                 |          |              |        |                        | 5280          |                                 |              |
| RED SULPHUR PSD  | 3303206         | MONROE   | NaF          | ADJ    | 09/65                  | 3150          |                                 | 1.0          |
| TOTAL POPULATION SERVED BY SOURCE WATER SYSTEM - - - - - |                 |          |              |        |                        | 3150          |                                 |              |
| RICHWOOD   | 3303401         | NICHOLAS | NaF          | ADJ    | 02/76                  | 5118          |                                 | 1.0          |
| TOTAL POPULATION SERVED BY SOURCE WATER SYSTEM - - - - - |                 |          |              |        |                        | 5118          |                                 |              |

POPULATION SERVED FLUORIDATED DRINKING WATER BY SOURCE SYSTEM,  
CONSECUTIVE SYSTEM, AND COUNTY WITHIN STATE (AS OF 12/31/85)

## WEST VIRGINIA

| WATER SYSTEM and<br>CONSECUTIVE SYSTEMS SERVED           | EPA<br>ID<br>NO | COUNTY     | CHEM<br>USED | STATUS | FLUOR<br>START<br>DATE | POP<br>SERVED | NATURAL SYSTEMS<br>NAT<br>LEVEL | OPT<br>LEVEL |
|--|-----------------|------------|--------------|--------|------------------------|---------------|---------------------------------|--------------|
| RIPLEY   | 3301811         | JACKSON    | NaF          | ADJ    | 03/51                  | 5748          |                                 | 1.0          |
| TOTAL POPULATION SERVED BY SOURCE WATER SYSTEM - - - - - |                 |            |              |        |                        | 5748          |                                 |              |
| ROMNEY   | 3301405         | HAMPSHIRE  | NaF          | ADJ    | 02/71                  | 3325          |                                 | 1.0          |
| TOTAL POPULATION SERVED BY SOURCE WATER SYSTEM - - - - - |                 |            |              |        |                        | 3325          |                                 |              |
| RONCEVERTE   | 3301310         | GREENBRIER | NaF          | ADJ    | 12/67                  | 2859          |                                 | 1.0          |
| TOTAL POPULATION SERVED BY SOURCE WATER SYSTEM - - - - - |                 |            |              |        |                        | 2859          |                                 |              |
| SALEM  | 3301720         | HARRISON   | NaF          | ADJ    | 09/84                  | 2500          |                                 | 1.0          |
| TOTAL POPULATION SERVED BY SOURCE WATER SYSTEM - - - - - |                 |            |              |        |                        | 2500          |                                 |              |
| SALEM-GATEWOOD PSD                                       | 3301027         | FAYETTE    | NaF          | ADJ    | 06/84                  | 2300          |                                 | 1.0          |
| TOTAL POPULATION SERVED BY SOURCE WATER SYSTEM - - - - - |                 |            |              |        |                        | 2300          |                                 |              |
| SALT ROCK PSD  | 3300611         | CABELL     | NaF          | ADJ    | 07/71                  | 6470          |                                 | 1.0          |
| TOTAL POPULATION SERVED BY SOURCE WATER SYSTEM - - - - - |                 |            |              |        |                        | 6470          |                                 |              |
| SHEPHERDSTOWN  | 3301933         | JEFFERSON  | Acid         | ADJ    | 05/74                  | 2500          |                                 | 1.0          |
| TOTAL POPULATION SERVED BY SOURCE WATER SYSTEM - - - - - |                 |            |              |        |                        | 2500          |                                 |              |
| SHINNSTON  | 3301721         | HARRISON   | NaF          | ADJ    | 04/82                  | 6000          |                                 | 1.0          |
| TOTAL POPULATION SERVED BY SOURCE WATER SYSTEM - - - - - |                 |            |              |        |                        | 6000          |                                 |              |
| SISSONVILLE PSD  | 3302030         | KANAWHA    | NaF          | ADJ    | 06/63                  | 5250          |                                 | 1.0          |
| TOTAL POPULATION SERVED BY SOURCE WATER SYSTEM - - - - - |                 |            |              |        |                        | 5250          |                                 |              |
| SISTERSVILLE   | 3304803         | TAYLOR     | NaSiF6       | ADJ    | 06/53                  | 3150          |                                 | 1.0          |
| TOTAL POPULATION SERVED BY SOURCE WATER SYSTEM - - - - - |                 |            |              |        |                        | 3150          |                                 |              |
| SPENCER  | 3304405         | ROANE      | NaF          | ADJ    | 03/82                  | 5000          |                                 | 1.0          |
| TOTAL POPULATION SERVED BY SOURCE WATER SYSTEM - - - - - |                 |            |              |        |                        | 5000          |                                 |              |
| ST ALBANS  | 3302031         | KANAWHA    | NaSiF6       | ADJ    | 02/66                  | 18102         |                                 | 1.0          |
| TOTAL POPULATION SERVED BY SOURCE WATER SYSTEM - - - - - |                 |            |              |        |                        | 18102         |                                 |              |

POPULATION SERVED FLUORIDATED DRINKING WATER BY SOURCE SYSTEM,  
CONSECUTIVE SYSTEM, AND COUNTY WITHIN STATE (AS OF 12/31/85)

## WEST VIRGINIA

| WATER SYSTEM and<br>CONSECUTIVE SYSTEMS SERVED           | EPA<br>ID<br>NO | COUNTY     | CHEM<br>USED | STATUS | FLUOR<br>START<br>DATE | POP<br>SERVED | NATURAL SYSTEMS<br>NAT OPT<br>LEVEL LEVEL |
|--|-----------------|------------|--------------|--------|------------------------|---------------|---|
| ST MARYS   | 3303704         | PLEASANTS  | NaF          | ADJ    | 10/66                  | 3325          | 1.0                                       |
| TOTAL POPULATION SERVED BY SOURCE WATER SYSTEM - - - - - |                 |            |              |        |                        | 3325          |   |
| SUGAR CREEK PSD  | 3300404         | BRAXTON    | NaF          | ADJ    | 04/68                  | 665           | 1.0                                       |
| TOTAL POPULATION SERVED BY SOURCE WATER SYSTEM - - - - - |                 |            |              |        |                        | 665           |   |
| SUMMERSVILLE   | 3303404         | NICHOLAS   | NaF          | ADJ    | 10/62                  | 3500          | 1.0                                       |
| TOTAL POPULATION SERVED BY SOURCE WATER SYSTEM - - - - - |                 |            |              |        |                        | 3500          |   |
| UNION  | 3303207         | MONROE     | NaF          | ADJ    | 04/70                  | 1000          | 1.0                                       |
| TOTAL POPULATION SERVED BY SOURCE WATER SYSTEM - - - - - |                 |            |              |        |                        | 1000          |   |
| UNION DISTRICT PSD                                       | 3303118         | MONONGALIA | Acid         | ADJ    | 12/82                  | 1400          | 1.0                                       |
| TOTAL POPULATION SERVED BY SOURCE WATER SYSTEM - - - - - |                 |            |              |        |                        | 1400          |   |
| UNION WILLIAMS PSD                                       | 3305410         | WOOD       | NaF          | ADJ    | 05/81                  | 4450          | 1.0                                       |
| TOTAL POPULATION SERVED BY SOURCE WATER SYSTEM - - - - - |                 |            |              |        |                        | 4450          |   |
| VALLEY WATER CO  | 3304211         | RANDOLPH   | NaF          | ADJ    | 05/82                  | 1800          | 1.0                                       |
| TOTAL POPULATION SERVED BY SOURCE WATER SYSTEM - - - - - |                 |            |              |        |                        | 1800          |   |
| VIENNA   | 3305411         | WOOD       | NaF          | ADJ    | 03/61                  | 13839         | 1.0                                       |
| TOTAL POPULATION SERVED BY SOURCE WATER SYSTEM - - - - - |                 |            |              |        |                        | 13839         |   |
| WALTON PSD   | 3304407         | ROANE      | NaF          | ADJ    | 11/81                  | 420           | 1.0                                       |
| TOTAL POPULATION SERVED BY SOURCE WATER SYSTEM - - - - - |                 |            |              |        |                        | 420           |   |
| WASHINGTON PSD   | 3302035         | KANAWHA    | NaF          | ADJ    | 09/83                  | 4110          | 1.0                                       |
| TOTAL POPULATION SERVED BY SOURCE WATER SYSTEM - - - - - |                 |            |              |        |                        | 4110          |   |
| WAYNE  | 3305007         | WAYNE      | NaF          | ADJ    | 04/57                  | 3602          | 1.0                                       |
| TOTAL POPULATION SERVED BY SOURCE WATER SYSTEM - - - - - |                 |            |              |        |                        | 3602          |   |
| WEIRTON  | 3300516         | BROOKE     | Acid         | ADJ    | 04/51                  | 29665         | 1.0                                       |
| TOTAL POPULATION SERVED BY SOURCE WATER SYSTEM - - - - - |                 |            |              |        |                        | 29665         |   |

POPULATION SERVED FLUORIDATED DRINKING WATER BY SOURCE SYSTEM,  
CONSECUTIVE SYSTEM, AND COUNTY WITHIN STATE (AS OF 12/31/85)

## WEST VIRGINIA

| WATER SYSTEM and<br>CONSECUTIVE SYSTEMS SERVED           | EPA<br>ID<br>NO | COUNTY    | CHEM<br>USED | STATUS | FLUOR<br>START<br>DATE | POP<br>SERVED | NATURAL SYSTEMS<br>NAT<br>LEVEL | OPT<br>LEVEL |
|--|-----------------|-----------|--------------|--------|------------------------|---------------|---------------------------------|--------------|
| WELCH  | 3302421         | MCDOWELL  | NaSiF6       | ADJ    | 05/54                  | 4458          |                                 | 1.0          |
| TOTAL POPULATION SERVED BY SOURCE WATER SYSTEM - - - - - |                 |           |              |        |                        | 4458          |                                 |              |
| WELLSBURG  | 3300517         | BROOKE    | Acid         | ADJ    | 12/58                  | 4839          |                                 | 1.0          |
| TOTAL POPULATION SERVED BY SOURCE WATER SYSTEM - - - - - |                 |           |              |        |                        | 4839          |                                 |              |
| WEST HAMLIN  | 3302203         | LINCOLN   | NaF          | ADJ    | 06/71                  | 1536          |                                 | 1.0          |
| TOTAL POPULATION SERVED BY SOURCE WATER SYSTEM - - - - - |                 |           |              |        |                        | 1536          |                                 |              |
| WEST UNION   | 3300901         | DODDRIDGE | NaF          | ADJ    | 10/67                  | 1635          |                                 | 1.0          |
| TOTAL POPULATION SERVED BY SOURCE WATER SYSTEM - - - - - |                 |           |              |        |                        | 1635          |                                 |              |
| WHEELING   | 3303516         | OHIO      | NaSiF6       | ADJ    | 09/50                  | 50828         |                                 | 1.0          |
| TOTAL POPULATION SERVED BY SOURCE WATER SYSTEM - - - - - |                 |           |              |        |                        | 50828         |                                 |              |
| WILDERNESS PSD   | 3303405         | NICHOLAS  | NaF          | ADJ    | 03/82                  | 2170          |                                 | 1.0          |
| TOTAL POPULATION SERVED BY SOURCE WATER SYSTEM - - - - - |                 |           |              |        |                        | 2170          |                                 |              |
| WILLIAMSON   | 3303009         | MINCO     | Acid         | ADJ    | 04/53                  | 7100          |                                 | 1.0          |
| TOTAL POPULATION SERVED BY SOURCE WATER SYSTEM - - - - - |                 |           |              |        |                        | 7100          |                                 |              |
| WILLIAMSTOWN   | 3305412         | WOOD      | NaF          | ADJ    | 07/52                  | 3474          |                                 | 1.0          |
| TOTAL POPULATION SERVED BY SOURCE WATER SYSTEM - - - - - |                 |           |              |        |                        | 3474          |                                 |              |
| WINFIELD   | 3304012         | PUTNAM    | NaF          | ADJ    | 12/85                  | 1000          |                                 | 1.0          |
| TOTAL POPULATION SERVED BY SOURCE WATER SYSTEM - - - - - |                 |           |              |        |                        | 1000          |                                 |              |
| WV WATER CO-BLUEFIELD                                    | 3302835         | MERCER    | NaSiF6       | ADJ    | 07/53                  | 17334         |                                 | 1.0          |
| TOTAL POPULATION SERVED BY SOURCE WATER SYSTEM - - - - - |                 |           |              |        |                        | 17334         |                                 |              |
| WV WATER CO-CASSAWAY                                     | 3300406         | BRAXTON   | Acid         | ADJ    | 12/79                  | 2135          |                                 | 1.0          |
| TOTAL POPULATION SERVED BY SOURCE WATER SYSTEM - - - - - |                 |           |              |        |                        | 2135          |                                 |              |
| WV WATER CO-HAMLIN                                       | 3302204         | LINCOLN   | Acid         | ADJ    | 04/80                  | 2471          |                                 | 1.0          |
| TOTAL POPULATION SERVED BY SOURCE WATER SYSTEM - - - - - |                 |           |              |        |                        | 2471          |                                 |              |

POPULATION SERVED FLUORIDATED DRINKING WATER BY SOURCE SYSTEM,  
CONSECUTIVE SYSTEM, AND COUNTY WITHIN STATE (AS OF 12/31/85)

## WEST VIRGINIA

| WATER SYSTEM and<br>CONSECUTIVE SYSTEMS SERVED | EPA<br>ID<br>NO | COUNTY  | CHEM<br>USED | STATUS | FLUOR<br>START<br>DATE | POP<br>SERVED | NATURAL SYSTEMS<br>NAT<br>LEVEL | OPT<br>LEVEL |
|--|-----------------|---------|--------------|--------|------------------------|---------------|---------------------------------|--------------|
| WV WATER CO-KANAWHA                            | 3302016         | KANAWHA | Acid         | ADJ    | 04/54                  | 186000        |                                 | 1.0          |
| TOTAL POPULATION SERVED BY SOURCE WATER SYSTEM |                 |         |              |        |                        | 186000        |                                 |              |
| WV WATER CO-MADISON                            | 3300313         | BOONE   | Acid         | ADJ    | 12/77                  | 4851          |                                 | 1.0          |
| TOTAL POPULATION SERVED BY SOURCE WATER SYSTEM |                 |         |              |        |                        | 4851          |                                 |              |
| WV WATER CO-MONTGOMERY                         | 3301029         | FAYETTE | NaSiF6       | ADJ    | 02/61                  | 5000          |                                 | 1.0          |
| TOTAL POPULATION SERVED BY SOURCE WATER SYSTEM |                 |         |              |        |                        | 5000          |                                 |              |
| WV WATER CO-OAK HILL                           | 3301030         | FAYETTE | Acid         | ADJ    | 11/61                  | 16244         |                                 | 1.0          |
| TOTAL POPULATION SERVED BY SOURCE WATER SYSTEM |                 |         |              |        |                        | 16244         |                                 |              |
| WV WATER CO-PRINCETON                          | 3302839         | MERCER  | NaSiF6       | ADJ    | 01/54                  | 18746         |                                 | 1.0          |
| TOTAL POPULATION SERVED BY SOURCE WATER SYSTEM |                 |         |              |        |                        | 18746         |                                 |              |
| WV WATER CO-SUTTON                             | 3300407         | BRAXTON | Acid         | ADJ    | 11/79                  | 1700          |                                 | 1.0          |
| TOTAL POPULATION SERVED BY SOURCE WATER SYSTEM |                 |         |              |        |                        | 1700          |                                 |              |
| WV WATER/WEBSTER                               | 3305104         | WEBSTER | Acid         | ADJ    | 01/84                  | 1922          |                                 | 1.0          |
| TOTAL POPULATION SERVED BY SOURCE WATER SYSTEM |                 |         |              |        |                        | 1922          |                                 |              |
| WV WATER/WESTON                                | 3302104         | LEWIS   | Acid         | ADJ    | 12/82                  | 7800          |                                 | 1.0          |
| TOTAL POPULATION SERVED BY SOURCE WATER SYSTEM |                 |         |              |        |                        | 7800          |                                 |              |



POPULATION SERVED FLUORIDATED DRINKING WATER BY SOURCE SYSTEM,  
CONSECUTIVE SYSTEM, AND COUNTY WITHIN STATE (AS OF 12/31/85)

WISCONSIN

| WATER SYSTEM and<br>CONSECUTIVE SYSTEMS SERVED           | EPA<br>ID<br>NO | COUNTY    | CHEM<br>USED | STATUS | FLUOR<br>START<br>DATE | POP<br>SERVED | NATURAL SYSTEMS<br>NAT<br>LEVEL | OPT<br>LEVEL |
|--|-----------------|-----------|--------------|--------|------------------------|---------------|---------------------------------|--------------|
| ABBOTSFORD   | 7370148         | CLARK     | Acid         | ADJ    | 10/66                  | 2023          |                                 | 1.0          |
| TOTAL POPULATION SERVED BY SOURCE WATER SYSTEM - - - - - |                 |           |              |        |                        | 2023          |                                 |              |
| ACRE AVE WTR TRUST                                       | 2410610         | MILWAUKEE |              | NATL   |                        | 30            | 0.8                             |              |
| TOTAL POPULATION SERVED BY SOURCE WATER SYSTEM - - - - - |                 |           |              |        |                        | 30            |                                 |              |
| ALBANY   | 1230071         | GREEN     | Acid         | ADJ    | 02/63                  | 1068          |                                 | 1.0          |
| TOTAL POPULATION SERVED BY SOURCE WATER SYSTEM - - - - - |                 |           |              |        |                        | 1068          |                                 |              |
| ALGOMA   | 4310280         | KEWAUNEE  |              | NATL   |                        | 3697          | 0.7                             |              |
| TOTAL POPULATION SERVED BY SOURCE WATER SYSTEM - - - - - |                 |           |              |        |                        | 3697          |                                 |              |
| ALLEMANDE WTR ASSN-MIDDLE                                | 2680805         | WAUKESHA  |              | NATL   |                        | 26            | 0.8                             |              |
| TOTAL POPULATION SERVED BY SOURCE WATER SYSTEM - - - - - |                 |           |              |        |                        | 26            |                                 |              |
| ALLEMANDE WTR ASSN-SOUTH                                 | 2680256         | WAUKESHA  |              | NATL   |                        | 35            | 0.7                             |              |
| TOTAL POPULATION SERVED BY SOURCE WATER SYSTEM - - - - - |                 |           |              |        |                        | 35            |                                 |              |
| ALLOUEZ  | 4050455         | BROWN     |              | NATL   |                        | 14851         | 2.7                             |              |
| TOTAL POPULATION SERVED BY SOURCE WATER SYSTEM - - - - - |                 |           |              |        |                        | 14851         |                                 |              |
| ALMA   | 6060192         | BUFFALO   | Acid         | ADJ    | 03/52                  | 929           |                                 | 1.0          |
| TOTAL POPULATION SERVED BY SOURCE WATER SYSTEM - - - - - |                 |           |              |        |                        | 929           |                                 |              |
| AMERY  | 6490328         | POLK      | Acid         | ADJ    | 02/52                  | 2834          |                                 | 1.0          |
| TOTAL POPULATION SERVED BY SOURCE WATER SYSTEM - - - - - |                 |           |              |        |                        | 2834          |                                 |              |
| ANTIGO   | 7340086         | LANGLADE  | Acid         | ADJ    | 08/65                  | 8692          |                                 | 1.0          |
| TOTAL POPULATION SERVED BY SOURCE WATER SYSTEM - - - - - |                 |           |              |        |                        | 8692          |                                 |              |
| APPLE ORCHARD  | 2460163         | OZAUKEE   |              | NATL   |                        | 100           | 1.3                             |              |
| TOTAL POPULATION SERVED BY SOURCE WATER SYSTEM - - - - - |                 |           |              |        |                        | 100           |                                 |              |
| APPLETON   | 4450333         | OUTAGAMIE | NaSiF6       | ADJ    | 10/50                  | 62924         |                                 | 1.0          |
| GRAND CHUTE SD #1  | 4450429         | OUTAGAMIE |              | CONS   |                        | 2000          |                                 |              |
| TOTAL POPULATION SERVED BY SOURCE WATER SYSTEM - - - - - |                 |           |              |        |                        | 64924         |                                 |              |

POPULATION SERVED FLUORIDATED DRINKING WATER BY SOURCE SYSTEM,  
CONSECUTIVE SYSTEM, AND COUNTY WITHIN STATE (AS OF 12/31/85)

# WISCONSIN

| WATER SYSTEM and<br>CONSECUTIVE SYSTEMS SERVED           | EPA<br>ID<br>NO | COUNTY      | CHEM<br>USED | STATUS | FLUOR<br>START<br>DATE | POP<br>SERVED | NATURAL SYSTEMS<br>NAT<br>LEVEL | OPT<br>LEVEL |
|--|-----------------|-------------|--------------|--------|------------------------|---------------|---------------------------------|--------------|
| ARCADIA  | 6620319         | TREMPEALEAU | Acid         | ADJ    | 01/68                  | 2235          |                                 | 1.0          |
| TOTAL POPULATION SERVED BY SOURCE WATER SYSTEM - - - - - |                 |             |              |        |                        | 2235          |                                 |              |
| ARLINGTON  | 1110093         | COLUMBIA    | Acid         | ADJ    | 02/67                  | 454           |                                 | 1.0          |
| TOTAL POPULATION SERVED BY SOURCE WATER SYSTEM - - - - - |                 |             |              |        |                        | 454           |                                 |              |
| ASHLAND  | 8020373         | ASHLAND     | NaF          | ADJ    | 10/49                  | 8963          |                                 | 1.0          |
| TOTAL POPULATION SERVED BY SOURCE WATER SYSTEM - - - - - |                 |             |              |        |                        | 8963          |                                 |              |
| ASHWAUBENON  | 4050456         | BROWN       |              | NATL   |                        | 15414         |                                 | 2.1          |
| TOTAL POPULATION SERVED BY SOURCE WATER SYSTEM - - - - - |                 |             |              |        |                        | 15414         |                                 |              |
| ATHENS   | 7370149         | MARATHON    | NaF          | ADJ    | /72                    | 1097          |                                 | 1.0          |
| TOTAL POPULATION SERVED BY SOURCE WATER SYSTEM - - - - - |                 |             |              |        |                        | 1097          |                                 |              |
| AVOCA  | 1250074         | IOWA        | Acid         | ADJ    | 03/72                  | 522           |                                 | 1.0          |
| TOTAL POPULATION SERVED BY SOURCE WATER SYSTEM - - - - - |                 |             |              |        |                        | 522           |                                 |              |
| BAD RIVER RESERVATION                                    | 5500102         | ASHLAND     | Acid         | ADJ    | 06/75                  | 525           |                                 | 1.0          |
| TOTAL POPULATION SERVED BY SOURCE WATER SYSTEM - - - - - |                 |             |              |        |                        | 525           |                                 |              |
| BADGER MHP   | 2410568         | MILWAUKEE   |              | NATL   |                        | 150           |                                 | 0.9          |
| TOTAL POPULATION SERVED BY SOURCE WATER SYSTEM - - - - - |                 |             |              |        |                        | 150           |                                 |              |
| BAILEY'S HARBOR YACHT CLUB                               | 4150507         | DOOR        |              | NATL   |                        | 25            |                                 | 1.8          |
| TOTAL POPULATION SERVED BY SOURCE WATER SYSTEM - - - - - |                 |             |              |        |                        | 25            |                                 |              |
| BALSAM LAKE  | 6490330         | POLK        | Acid         | ADJ    | 11/66                  | 892           |                                 | 1.0          |
| TOTAL POPULATION SERVED BY SOURCE WATER SYSTEM - - - - - |                 |             |              |        |                        | 892           |                                 |              |
| BARABOO  | 1570085         | SAUK        | Acid         | ADJ    | 05/49                  | 8450          |                                 | 1.0          |
| WEST BARABOO   | 1570112         | SAUK        |              | CONS   |                        | 968           |                                 |              |
| TOTAL POPULATION SERVED BY SOURCE WATER SYSTEM - - - - - |                 |             |              |        |                        | 9418          |                                 |              |
| BARNEVELD  | 1250075         | IOWA        | Acid         | ADJ    | 04/65                  | 603           |                                 | 1.0          |
| TOTAL POPULATION SERVED BY SOURCE WATER SYSTEM - - - - - |                 |             |              |        |                        | 603           |                                 |              |

POPULATION SERVED FLUORIDATED DRINKING WATER BY SOURCE SYSTEM,  
CONSECUTIVE SYSTEM, AND COUNTY WITHIN STATE (AS OF 12/31/85)

## WISCONSIN

| WATER SYSTEM and<br>CONSECUTIVE SYSTEMS SERVED           | EPA<br>ID<br>NO | COUNTY     | CHEM<br>USED | STATUS | FLUOR<br>START<br>DATE | POP<br>SERVED | NATURAL SYSTEMS |              |
|--|-----------------|------------|--------------|--------|------------------------|---------------|-----------------|--------------|
|  |                 |            |              |        |                        |               | NAT<br>LEVEL    | OPT<br>LEVEL |
| BAYSIDE NORTH SHORE EAST                                 | 2410552         | MILWAUKEE  |              |        | NATL                   | 400           | 0.7             |              |
| TOTAL POPULATION SERVED BY SOURCE WATER SYSTEM - - - - - |                 |            |              |        |                        | 400           |                 |              |
| BAYSIDE VILLAGE APTS                                     | 2410611         | MILWAUKEE  |              |        | NATL                   | 130           | 0.8             |              |
| TOTAL POPULATION SERVED BY SOURCE WATER SYSTEM - - - - - |                 |            |              |        |                        | 130           |                 |              |
| BAYSIDE WOODS  | 2410576         | MILWAUKEE  |              |        | NATL                   | 25            | 0.9             |              |
| TOTAL POPULATION SERVED BY SOURCE WATER SYSTEM - - - - - |                 |            |              |        |                        | 25            |                 |              |
| BAYSIDE-PELHAM HEATH                                     | 2410551         | MILWAUKEE  |              |        | NATL                   | 270           | 1.1             |              |
| TOTAL POPULATION SERVED BY SOURCE WATER SYSTEM - - - - - |                 |            |              |        |                        | 270           |                 |              |
| BEAVER DAM   | 1140059         | DODGE      | NaSiF6       | ADJ    | 03/51                  | 14110         |                 | 1.0          |
| TOTAL POPULATION SERVED BY SOURCE WATER SYSTEM - - - - - |                 |            |              |        |                        | 14110         |                 |              |
| BELGIUM  | 2460107         | OZAUKEE    |              |        | NATL                   | 868           | 0.9             |              |
| TOTAL POPULATION SERVED BY SOURCE WATER SYSTEM - - - - - |                 |            |              |        |                        | 868           |                 |              |
| BELLEVILLE   | 1130209         | DANE       | Acid         | ADJ    | 08/51                  | 1302          |                 | 1.0          |
| TOTAL POPULATION SERVED BY SOURCE WATER SYSTEM - - - - - |                 |            |              |        |                        | 1302          |                 |              |
| BELLEVUE SD  | 4050459         | BROWN      |              |        | NATL                   | 5418          | 2.5             |              |
| TOTAL POPULATION SERVED BY SOURCE WATER SYSTEM - - - - - |                 |            |              |        |                        | 5418          |                 |              |
| BELMONT  | 1330069         | LAFAYETTE  | Acid         | ADJ    | 12/66                  | 877           |                 | 1.0          |
| TOTAL POPULATION SERVED BY SOURCE WATER SYSTEM - - - - - |                 |            |              |        |                        | 877           |                 |              |
| BELOIT   | 1540112         | ROCK       | Acid         | ADJ    | 04/49                  | 34344         |                 | 1.0          |
| SOUTH BELOIT WS (IL)                                     | 2010450         | WINNEBAGO  |              | CONS   |                        | 0             |                 |              |
| TOTAL POPULATION SERVED BY SOURCE WATER SYSTEM - - - - - |                 |            |              |        |                        | 34344         |                 |              |
| BENTON   | 1330070         | LAFAYETTE  | NaF          | ADJ    | 04/62                  | 972           |                 | 1.0          |
| TOTAL POPULATION SERVED BY SOURCE WATER SYSTEM - - - - - |                 |            |              |        |                        | 972           |                 |              |
| BERLIN   | 4240216         | GREEN LAKE | Acid         | ADJ    | 10/51                  | 5524          |                 | 1.0          |
| TOTAL POPULATION SERVED BY SOURCE WATER SYSTEM - - - - - |                 |            |              |        |                        | 5524          |                 |              |

POPULATION SERVED FLUORIDATED DRINKING WATER BY SOURCE SYSTEM,  
CONSECUTIVE SYSTEM, AND COUNTY WITHIN STATE (AS OF 12/31/85)

# WISCONSIN

| WATER SYSTEM and<br>CONSECUTIVE SYSTEMS SERVED           | EPA<br>ID<br>NO | COUNTY      | CHEM<br>USED | STATUS | FLUOR<br>START<br>DATE | POP<br>SERVED | NATURAL<br>NAT<br>LEVEL | SYSTEMS<br>OPT<br>LEVEL |
|--|-----------------|-------------|--------------|--------|------------------------|---------------|-------------------------|-------------------------|
| BIRON  | 7720171         | WOOD        | Acid         | ADJ    | 02/69                  | 665           |                         | 1.0                     |
| TOTAL POPULATION SERVED BY SOURCE WATER SYSTEM - - - - - |                 |             |              |        |                        | 665           |                         |                         |
| BLACK EARTH  | 1130211         | DANE        | Acid         | ADJ    | 12/65                  | 1217          |                         | 1.0                     |
| TOTAL POPULATION SERVED BY SOURCE WATER SYSTEM - - - - - |                 |             |              |        |                        | 1217          |                         |                         |
| BLACK RIVER FALLS  | 6270244         | JACKSON     | Acid         | ADJ    | 05/53                  | 3734          |                         | 1.0                     |
| TOTAL POPULATION SERVED BY SOURCE WATER SYSTEM - - - - - |                 |             |              |        |                        | 3734          |                         |                         |
| BLAIR  | 6620274         | TREMPEALEAU | Acid         | ADJ    | 06/51                  | 1115          |                         | 1.0                     |
| TOTAL POPULATION SERVED BY SOURCE WATER SYSTEM - - - - - |                 |             |              |        |                        | 1115          |                         |                         |
| BLANCHARDVILLE   | 1330071         | LAFAYETTE   | Acid         | ADJ    | 11/62                  | 962           |                         | 1.0                     |
| TOTAL POPULATION SERVED BY SOURCE WATER SYSTEM - - - - - |                 |             |              |        |                        | 962           |                         |                         |
| BLOSSOM HEATH #1   | 2410580         | MILWAUKEE   |              | NATL   |                        | 100           | 0.7                     |                         |
| TOTAL POPULATION SERVED BY SOURCE WATER SYSTEM - - - - - |                 |             |              |        |                        | 100           |                         |                         |
| BLUE MOUNDS  | 1130023         | DANE        | Acid         | ADJ    | /78                    | 422           |                         | 1.0                     |
| TOTAL POPULATION SERVED BY SOURCE WATER SYSTEM - - - - - |                 |             |              |        |                        | 422           |                         |                         |
| BLUE RIVER   | 1120087         | GRANT       | Acid         | ADJ    | 05/63                  | 453           |                         | 1.0                     |
| TOTAL POPULATION SERVED BY SOURCE WATER SYSTEM - - - - - |                 |             |              |        |                        | 453           |                         |                         |
| BLUEMOUND VILLA APTS #2                                  | 4450432         | OUTAGAMIE   |              | NATL   |                        | 60            | 0.8                     |                         |
| TOTAL POPULATION SERVED BY SOURCE WATER SYSTEM - - - - - |                 |             |              |        |                        | 60            |                         |                         |
| BONDUEL  | 4590450         | SHAWANO     | Acid         | ADJ    | 06/82                  | 1281          |                         | 1.0                     |
| TOTAL POPULATION SERVED BY SOURCE WATER SYSTEM - - - - - |                 |             |              |        |                        | 1281          |                         |                         |
| BOSCOBEL   | 1220089         | GRANT       | Acid         | ADJ    | 03/52                  | 2687          |                         | 1.0                     |
| TOTAL POPULATION SERVED BY SOURCE WATER SYSTEM - - - - - |                 |             |              |        |                        | 2687          |                         |                         |
| BRISTOL HEIGHTS MHP                                      | 2300106         | KENOSHA     |              | NATL   |                        | 45            | 1.1                     |                         |
| TOTAL POPULATION SERVED BY SOURCE WATER SYSTEM - - - - - |                 |             |              |        |                        | 45            |                         |                         |

POPULATION SERVED FLUORIDATED DRINKING WATER BY SOURCE SYSTEM,  
CONSECUTIVE SYSTEM, AND COUNTY WITHIN STATE (AS OF 12/31/85)

## WISCONSIN

| WATER SYSTEM and<br>CONSECUTIVE SYSTEMS SERVED           | EPA<br>ID<br>NO | COUNTY      | CHEM<br>USED | STATUS | FLUOR<br>START<br>DATE | POP<br>SERVED | NATURAL SYSTEMS |              |
|--|-----------------|-------------|--------------|--------|------------------------|---------------|-----------------|--------------|
|  |                 |             |              |        |                        |               | NAT<br>LEVEL    | OPT<br>LEVEL |
| BRISTOL UD   | 2300050         | KENOSHA     |              |        | NATL                   | 3819          | 1.3             |              |
| TOTAL POPULATION SERVED BY SOURCE WATER SYSTEM - - - - - |                 |             |              |        |                        | 3819          |                 |              |
| BRODHEAD   | 1230072         | GREEN       | Acid         | ADJ    | 12/64                  | 3268          |                 | 1.0          |
| TOTAL POPULATION SERVED BY SOURCE WATER SYSTEM - - - - - |                 |             |              |        |                        | 3268          |                 |              |
| BROOKFIELD #3-ARROWHEAD                                  | 2680251         | WALKESHA    |              |        | NATL                   | 285           | 0.8             |              |
| TOTAL POPULATION SERVED BY SOURCE WATER SYSTEM - - - - - |                 |             |              |        |                        | 285           |                 |              |
| BROOKFIELD-BROOK SQUARE                                  | 2680253         | WALKESHA    |              |        | NATL                   | 3686          | 0.8             |              |
| TOTAL POPULATION SERVED BY SOURCE WATER SYSTEM - - - - - |                 |             |              |        |                        | 3686          |                 |              |
| BROOKFIELD-DOMINIC HEIGHTS                               | 2680255         | WALKESHA    |              |        | NATL                   | 3172          | 0.8             |              |
| TOTAL POPULATION SERVED BY SOURCE WATER SYSTEM - - - - - |                 |             |              |        |                        | 3172          |                 |              |
| BROOKFIELD-LYNDALE                                       | 2680179         | WALKESHA    |              |        | NATL                   | 500           | 0.7             |              |
| TOTAL POPULATION SERVED BY SOURCE WATER SYSTEM - - - - - |                 |             |              |        |                        | 500           |                 |              |
| BROOKFIELD-MISSION HEIGHTS                               | 2680178         | WALKESHA    |              |        | NATL                   | 1513          | 0.8             |              |
| TOTAL POPULATION SERVED BY SOURCE WATER SYSTEM - - - - - |                 |             |              |        |                        | 1513          |                 |              |
| BROOKLYN   | 1230075         | DANE        | Acid         | ADJ    | 10/63                  | 627           |                 | 1.0          |
| TOTAL POPULATION SERVED BY SOURCE WATER SYSTEM - - - - - |                 |             |              |        |                        | 627           |                 |              |
| BUTLER   | 2680191         | WALKESHA    | Acid         | ADJ    | 05/68                  | 1972          |                 | 1.0          |
| TOTAL POPULATION SERVED BY SOURCE WATER SYSTEM - - - - - |                 |             |              |        |                        | 1972          |                 |              |
| CAMBELLSPORT   | 4200461         | FOND DU LAC |              |        | NATL                   | 1836          | 0.7             |              |
| TOTAL POPULATION SERVED BY SOURCE WATER SYSTEM - - - - - |                 |             |              |        |                        | 1836          |                 |              |
| CAMBRIDGE  | 1130074         | DANE        | NaF          | ADJ    | 06/51                  | 857           |                 | 1.0          |
| TOTAL POPULATION SERVED BY SOURCE WATER SYSTEM - - - - - |                 |             |              |        |                        | 857           |                 |              |
| CASCADE  | 4600436         | SHEBOYGAN   |              |        | NATL                   | 665           | 1.0             |              |
| TOTAL POPULATION SERVED BY SOURCE WATER SYSTEM - - - - - |                 |             |              |        |                        | 665           |                 |              |

POPULATION SERVED FLUORIDATED DRINKING WATER BY SOURCE SYSTEM,  
CONSECUTIVE SYSTEM, AND COUNTY WITHIN STATE (AS OF 12/31/85)

**WISCONSIN**

| WATER SYSTEM and<br>CONSECUTIVE SYSTEMS SERVED           | EPA<br>ID<br>NO | COUNTY    | CHEM<br>USED | STATUS | FLUOR<br>START<br>DATE | POP<br>SERVED | NATURAL SYSTEMS<br>NAT<br>LEVEL | OPT<br>LEVEL |
|--|-----------------|-----------|--------------|--------|------------------------|---------------|---------------------------------|--------------|
| CASSVILLE  | 1220091         | GRANT     | Acid         | ADJ    | 05/62                  | 1290          |                                 | 1.0          |
| TOTAL POPULATION SERVED BY SOURCE WATER SYSTEM - - - - - |                 |           |              |        |                        | 1290          |                                 |              |
| CASTLE ROCK ELEM   | 7010291         | ADAMS     | NaF          | ADJ    | /75                    | 189           |                                 | 4.5          |
| TOTAL POPULATION SERVED BY SOURCE WATER SYSTEM - - - - - |                 |           |              |        |                        | 189           |                                 |              |
| CEDAR FALLS  | 6170300         | DUNN      | NaF          | ADJ    | /82                    | 214           |                                 | 4.5          |
| TOTAL POPULATION SERVED BY SOURCE WATER SYSTEM - - - - - |                 |           |              |        |                        | 214           |                                 |              |
| CEDAR GROVE  | 4600437         | SHEBOYGAN |              | NATL   |                        | 1486          | 0.7                             |              |
| TOTAL POPULATION SERVED BY SOURCE WATER SYSTEM - - - - - |                 |           |              |        |                        | 1486          |                                 |              |
| CEDARBURG  | 2460108         | OZAUKEE   | Acid         | ADJ    | 01/57                  | 9327          |                                 | 1.0          |
| TOTAL POPULATION SERVED BY SOURCE WATER SYSTEM - - - - - |                 |           |              |        |                        | 9327          |                                 |              |
| CENTRAL WI CTR-MENDOTA MHI                               | 1130235         | DANE      | Acid         | ADJ    | 10/68                  | 879           |                                 | 1.0          |
| TOTAL POPULATION SERVED BY SOURCE WATER SYSTEM - - - - - |                 |           |              |        |                        | 879           |                                 |              |
| CENTURIA   | 6490332         | POLK      | Acid         | ADJ    | 07/70                  | 865           |                                 | 1.0          |
| TOTAL POPULATION SERVED BY SOURCE WATER SYSTEM - - - - - |                 |           |              |        |                        | 865           |                                 |              |
| CHILTON  | 4080222         | CALLMET   | Acid         | ADJ    | 08/69                  | 3133          |                                 | 1.0          |
| TOTAL POPULATION SERVED BY SOURCE WATER SYSTEM - - - - - |                 |           |              |        |                        | 3133          |                                 |              |
| CIRCLE ACRES   | 4450417         | OUTAGAMIE |              | NATL   |                        | 120           | 1.4                             |              |
| TOTAL POPULATION SERVED BY SOURCE WATER SYSTEM - - - - - |                 |           |              |        |                        | 120           |                                 |              |
| CLINTON  | 1540114         | ROCK      | Acid         | ADJ    | 02/62                  | 1923          |                                 | 1.0          |
| TOTAL POPULATION SERVED BY SOURCE WATER SYSTEM - - - - - |                 |           |              |        |                        | 1923          |                                 |              |
| CLINTONVILLE   | 4690391         | WAUPACA   |              | NATL   |                        | 4638          | 0.7                             |              |
| TOTAL POPULATION SERVED BY SOURCE WATER SYSTEM - - - - - |                 |           |              |        |                        | 4638          |                                 |              |
| COCHRANE   | 6060226         | BUFFALO   | Acid         | ADJ    | /81                    | 579           |                                 | 1.0          |
| TOTAL POPULATION SERVED BY SOURCE WATER SYSTEM - - - - - |                 |           |              |        |                        | 579           |                                 |              |

POPULATION SERVED FLUORIDATED DRINKING WATER BY SOURCE SYSTEM,  
CONSECUTIVE SYSTEM, AND COUNTY WITHIN STATE (AS OF 12/31/85)

**WISCONSIN**

| WATER SYSTEM and<br>CONSECUTIVE SYSTEMS SERVED | EPA<br>ID<br>NO | COUNTY   | CHEM<br>USED | STATUS | FLUOR<br>START<br>DATE | POP<br>SERVED | NATURAL SYSTEMS<br>NAT<br>LEVEL | OPT<br>LEVEL |
|--|-----------------|----------|--------------|--------|------------------------|---------------|---------------------------------|--------------|
| COENENS MOBILE HOME PARK                       | 4690405         | WAUPACA  |              |        | NATL                   | 100           | 1.0                             |              |
| TOTAL POPULATION SERVED BY SOURCE WATER SYSTEM |                 |          |              |        |                        | 100           |                                 |              |
| COOLBY   | 7370169         | CLARK    | Acid         | ADJ    | 03/68                  | 1675          |                                 | 1.0          |
| TOTAL POPULATION SERVED BY SOURCE WATER SYSTEM |                 |          |              |        |                        | 1675          |                                 |              |
| COLOMA   | 4700265         | WAUSHARA | Acid         | ADJ    | 08/56                  | 405           |                                 | 1.0          |
| TOTAL POPULATION SERVED BY SOURCE WATER SYSTEM |                 |          |              |        |                        | 405           |                                 |              |
| COLUMBUS                                       | 1110038         | COLUMBIA | Acid         | ADJ    | 08/50                  | 4157          |                                 | 1.0          |
| TOTAL POPULATION SERVED BY SOURCE WATER SYSTEM |                 |          |              |        |                        | 4157          |                                 |              |
| CONCORD PLACE CONDO ASSN                       | 2460165         | OZAUKEE  |              |        | NATL                   | 100           |                                 | 0.9          |
| TOTAL POPULATION SERVED BY SOURCE WATER SYSTEM |                 |          |              |        |                        | 100           |                                 |              |
| CONGREGATIONAL HOME                            | 2680185         | WAUKESHA |              |        | NATL                   | 124           |                                 | 0.8          |
| TOTAL POPULATION SERVED BY SOURCE WATER SYSTEM |                 |          |              |        |                        | 124           |                                 |              |
| CORNELL  | 6090458         | CHIPPEWA | Acid         | ADJ    | 03/66                  | 1668          |                                 | 1.0          |
| TOTAL POPULATION SERVED BY SOURCE WATER SYSTEM |                 |          |              |        |                        | 1668          |                                 |              |
| COUNTRY CHARM ESTATES #3                       | 2300613         | KENOSHA  |              |        | NATL                   | 50            |                                 | 0.8          |
| TOTAL POPULATION SERVED BY SOURCE WATER SYSTEM |                 |          |              |        |                        | 50            |                                 |              |
| COUNTRY CHARM ESTATES #4                       | 2300618         | KENOSHA  |              |        | NATL                   | 50            |                                 | 0.8          |
| TOTAL POPULATION SERVED BY SOURCE WATER SYSTEM |                 |          |              |        |                        | 50            |                                 |              |
| COUNTRY TERRACE CONDO HOMES                    | 2460128         | OZAUKEE  |              |        | NATL                   | 150           |                                 | 0.7          |
| TOTAL POPULATION SERVED BY SOURCE WATER SYSTEM |                 |          |              |        |                        | 150           |                                 |              |
| COZY ACRES SUBDIVISION                         | 2520192         | RACINE   |              |        | NATL                   | 120           |                                 | 0.8          |
| TOTAL POPULATION SERVED BY SOURCE WATER SYSTEM |                 |          |              |        |                        | 120           |                                 |              |
| CREST VIEW S.D.                                | 2520186         | RACINE   |              |        | NATL                   | 3838          |                                 | 0.9          |
| TOTAL POPULATION SERVED BY SOURCE WATER SYSTEM |                 |          |              |        |                        | 3838          |                                 |              |

POPULATION SERVED FLUORIDATED DRINKING WATER BY SOURCE SYSTEM,  
CONSECUTIVE SYSTEM, AND COUNTY WITHIN STATE (AS OF 12/31/85)

# WISCONSIN

| WATER SYSTEM and<br>CONSECUTIVE SYSTEMS SERVED           | EPA<br>ID<br>NO | COUNTY      | CHEM<br>USED | STATUS | FLUOR<br>START<br>DATE | POP<br>SERVED | NATURAL SYSTEMS<br>NAT OPT<br>LEVEL LEVEL |
|--|-----------------|-------------|--------------|--------|------------------------|---------------|---|
| CROSS PLAINS   | 1130219         | DANE        | Acid         | ADJ    | 12/74                  | 2338          | 1.0                                       |
| TOTAL POPULATION SERVED BY SOURCE WATER SYSTEM - - - - - |                 |             |              |        |                        | 2338          |   |
| CUBA CITY  | 1220092         | GRANT       | Acid         | ADJ    | 05/53                  | 2262          | 1.0                                       |
| TOTAL POPULATION SERVED BY SOURCE WATER SYSTEM - - - - - |                 |             |              |        |                        | 2262          |   |
| CUDAHY   | 2410169         | MILWAUKEE   | Acid         | ADJ    | 11/66                  | 19024         | 1.0                                       |
| TOTAL POPULATION SERVED BY SOURCE WATER SYSTEM - - - - - |                 |             |              |        |                        | 19024         |   |
| DARBOY   | 4450117         | OUTAGAMAMIE |              | NATL   |                        | 1000          | 1.5                                       |
| TOTAL POPULATION SERVED BY SOURCE WATER SYSTEM - - - - - |                 |             |              |        |                        | 1000          |   |
| DARLINGTON   | 1330073         | LAFAYETTE   | Acid         | ADJ    | 08/53                  | 2353          | 1.0                                       |
| TOTAL POPULATION SERVED BY SOURCE WATER SYSTEM - - - - - |                 |             |              |        |                        | 2353          |   |
| DE FOREST  | 1130221         | DANE        | Acid         | ADJ    | 08/52                  | 4318          | 1.0                                       |
| TOTAL POPULATION SERVED BY SOURCE WATER SYSTEM - - - - - |                 |             |              |        |                        | 4318          |   |
| DEERFIELD  | 1130223         | DANE        | Acid         | ADJ    | 09/66                  | 1584          | 1.0                                       |
| TOTAL POPULATION SERVED BY SOURCE WATER SYSTEM - - - - - |                 |             |              |        |                        | 1584          |   |
| DEKORRA  | 1110136         | COLUMBIA    | NaF          | ADJ    | /82                    | 127           | 4.5                                       |
| TOTAL POPULATION SERVED BY SOURCE WATER SYSTEM - - - - - |                 |             |              |        |                        | 127           |   |
| DELAVAN  | 2650113         | WALWORTH    | Acid         | ADJ    | 05/65                  | 6048          | 1.0                                       |
| TOTAL POPULATION SERVED BY SOURCE WATER SYSTEM - - - - - |                 |             |              |        |                        | 6048          |   |
| DEPERE   | 4050453         | BROWN       |              | NATL   |                        | 16150         | 2.3                                       |
| TOTAL POPULATION SERVED BY SOURCE WATER SYSTEM - - - - - |                 |             |              |        |                        | 16150         |   |
| DICKEYVILLE  | 1220094         | GRANT       | Acid         | ADJ    | 05/62                  | 1076          | 1.0                                       |
| TOTAL POPULATION SERVED BY SOURCE WATER SYSTEM - - - - - |                 |             |              |        |                        | 1076          |   |
| DODGEVILLE   | 1250079         | IOWA        | Acid         | ADJ    | 05/53                  | 3809          | 1.0                                       |
| TOTAL POPULATION SERVED BY SOURCE WATER SYSTEM - - - - - |                 |             |              |        |                        | 3809          |   |



POPULATION SERVED FLUORIDATED DRINKING WATER BY SOURCE SYSTEM,  
CONSECUTIVE SYSTEM, AND COUNTY WITHIN STATE (AS OF 12/31/85)

**WISCONSIN**

| WATER SYSTEM and<br>CONSECUTIVE SYSTEMS SERVED           | EPA<br>ID<br>NO | COUNTY     | CHEM<br>USED | STATUS | FLUOR<br>START<br>DATE | POP<br>SERVED | NATURAL SYSTEMS<br>NAT<br>LEVEL | OPT<br>LEVEL |
|--|-----------------|------------|--------------|--------|------------------------|---------------|---------------------------------|--------------|
| DOUSMAN  | 2680197         | WALKESHA   | Acid         | ADJ    | /71                    | 1355          |                                 | 1.0          |
| TOTAL POPULATION SERVED BY SOURCE WATER SYSTEM - - - - - |                 |            |              |        |                        | 1355          |                                 |              |
| DOWNSVILLE   | 6170231         | DUNN       | NaF          | ADJ    | /83                    | 150           |                                 | 4.5          |
| TOTAL POPULATION SERVED BY SOURCE WATER SYSTEM - - - - - |                 |            |              |        |                        | 150           |                                 |              |
| DREAMLAND VILLAGE  | 2411761         | MILWAUKEE  |              | NATL   |                        | 150           |                                 | 0.9          |
| TOTAL POPULATION SERVED BY SOURCE WATER SYSTEM - - - - - |                 |            |              |        |                        | 150           |                                 |              |
| DURAND   | 6470107         | PEPIN      | Acid         | ADJ    | 09/63                  | 2054          |                                 | 1.0          |
| TOTAL POPULATION SERVED BY SOURCE WATER SYSTEM - - - - - |                 |            |              |        |                        | 2054          |                                 |              |
| DURHAM MEADOW'S SUBDIVISION                              | 2680213         | WALKESHA   |              | NATL   |                        | 800           |                                 | 0.9          |
| TOTAL POPULATION SERVED BY SOURCE WATER SYSTEM - - - - - |                 |            |              |        |                        | 800           |                                 |              |
| EAGLE CHATEAU APTS                                       | 2300118         | KENOSHA    |              | NATL   |                        | 216           |                                 | 0.9          |
| TOTAL POPULATION SERVED BY SOURCE WATER SYSTEM - - - - - |                 |            |              |        |                        | 216           |                                 |              |
| EAGLE LAKE MANOR #4                                      | 2520183         | RACINE     |              | NATL   |                        | 400           |                                 | 0.8          |
| TOTAL POPULATION SERVED BY SOURCE WATER SYSTEM - - - - - |                 |            |              |        |                        | 400           |                                 |              |
| EAGLE RIVER  | 7640113         | VILAS      | Acid         | ADJ    | 10/65                  | 1414          |                                 | 1.0          |
| TOTAL POPULATION SERVED BY SOURCE WATER SYSTEM - - - - - |                 |            |              |        |                        | 1414          |                                 |              |
| EAST TROY  | 2650123         | WALWORTH   | Acid         | ADJ    | 01/64                  | 2619          |                                 | 1.0          |
| TOTAL POPULATION SERVED BY SOURCE WATER SYSTEM - - - - - |                 |            |              |        |                        | 2619          |                                 |              |
| EAU CLAIRE   | 6180230         | EAU CLAIRE | NaSiF6       | ADJ    | 01/64                  | 54313         |                                 | 1.0          |
| WASHINGTON HEIGHTS S.D.                                  | 6180293         | EAU CLAIRE |              | CONS   |                        | 3500          |                                 |              |
| TOTAL POPULATION SERVED BY SOURCE WATER SYSTEM - - - - - |                 |            |              |        |                        | 57813         |                                 |              |
| EDGAR  | 7370150         | MARATHON   | Acid         | ADJ    | 11/49                  | 1324          |                                 | 1.0          |
| TOTAL POPULATION SERVED BY SOURCE WATER SYSTEM - - - - - |                 |            |              |        |                        | 1324          |                                 |              |
| EDGERTON   | 1540119         | ROCK       | Acid         | ADJ    | 10/50                  | 4302          |                                 | 1.0          |
| TOTAL POPULATION SERVED BY SOURCE WATER SYSTEM - - - - - |                 |            |              |        |                        | 4302          |                                 |              |

POPULATION SERVED FLUORIDATED DRINKING WATER BY SOURCE SYSTEM,  
CONSECUTIVE SYSTEM, AND COUNTY WITHIN STATE (AS OF 12/31/85)

# WISCONSIN

| WATER SYSTEM and<br>CONSECUTIVE SYSTEMS SERVED           | EPA<br>ID<br>NO | COUNTY      | CHEM<br>USED | STATUS | FLUOR<br>START<br>DATE | POP<br>SERVED | NATURAL SYSTEMS<br>NAT<br>LEVEL | OPT<br>LEVEL |
|--|-----------------|-------------|--------------|--------|------------------------|---------------|---------------------------------|--------------|
| ELEVA  | 6620270         | TREMPEALEAU | Acid         | ADJ    | 05/70                  | 638           |                                 | 1.0          |
| TOTAL POPULATION SERVED BY SOURCE WATER SYSTEM - - - - - |                 |             |              |        |                        | 638           |                                 |              |
| ELK MOUND  | 6170264         | DUNN        | Acid         | ADJ    | 06/74                  | 830           |                                 | 1.0          |
| TOTAL POPULATION SERVED BY SOURCE WATER SYSTEM - - - - - |                 |             |              |        |                        | 830           |                                 |              |
| ELKHORN  | 2650062         | WALWORTH    | Acid         | ADJ    | 04/48                  | 4918          |                                 | 1.0          |
| TOTAL POPULATION SERVED BY SOURCE WATER SYSTEM - - - - - |                 |             |              |        |                        | 4918          |                                 |              |
| ELLSWORTH  | 6480239         | PIERCE      | Acid         | ADJ    | 11/69                  | 2495          |                                 | 1.0          |
| TOTAL POPULATION SERVED BY SOURCE WATER SYSTEM - - - - - |                 |             |              |        |                        | 2495          |                                 |              |
| ELROY  | 7290122         | JUNEAU      | Acid         | ADJ    | /82                    | 1616          |                                 | 1.0          |
| TOTAL POPULATION SERVED BY SOURCE WATER SYSTEM - - - - - |                 |             |              |        |                        | 1616          |                                 |              |
| EVANSVILLE   | 1540047         | ROCK        | Acid         | ADJ    | 03/50                  | 2907          |                                 | 1.0          |
| TOTAL POPULATION SERVED BY SOURCE WATER SYSTEM - - - - - |                 |             |              |        |                        | 2907          |                                 |              |
| EXELAND  | 8581015         | SAWYER      | Acid         | ADJ    | 06/80                  | 243           |                                 | 1.0          |
| TOTAL POPULATION SERVED BY SOURCE WATER SYSTEM - - - - - |                 |             |              |        |                        | 243           |                                 |              |
| FAIRVIEW   | 4430587         | OUTAGAMIE   | NaF          | ADJ    | /83                    | 156           |                                 | 4.5          |
| TOTAL POPULATION SERVED BY SOURCE WATER SYSTEM - - - - - |                 |             |              |        |                        | 156           |                                 |              |
| FAIRVIEW VILLAGE MHP                                     | 7500145         | PORTAGE     |              | NATL   |                        | 175           |                                 | 1.0          |
| TOTAL POPULATION SERVED BY SOURCE WATER SYSTEM - - - - - |                 |             |              |        |                        | 175           |                                 |              |
| FALL CREEK   | 6180296         | EAU CLAIRE  | Acid         | ADJ    | /74                    | 1306          |                                 | 1.0          |
| TOTAL POPULATION SERVED BY SOURCE WATER SYSTEM - - - - - |                 |             |              |        |                        | 1306          |                                 |              |
| FALL RIVER   | 1110098         | COLUMBIA    | Acid         | ADJ    | 09/62                  | 898           |                                 | 1.0          |
| TOTAL POPULATION SERVED BY SOURCE WATER SYSTEM - - - - - |                 |             |              |        |                        | 898           |                                 |              |
| FENNIMORE  | 1220096         | GRANT       | Acid         | ADJ    | 11/61                  | 2445          |                                 | 1.0          |
| TOTAL POPULATION SERVED BY SOURCE WATER SYSTEM - - - - - |                 |             |              |        |                        | 2445          |                                 |              |

POPULATION SERVED FLUORIDATED DRINKING WATER BY SOURCE SYSTEM,  
CONSECUTIVE SYSTEM, AND COUNTY WITHIN STATE (AS OF 12/31/85)

**WISCONSIN**

| WATER SYSTEM and<br>CONSECUTIVE SYSTEMS SERVED | EPA<br>ID<br>NO    | COUNTY      | CHEM<br>USED | STATUS      | FLUOR<br>START<br>DATE | POP<br>SERVED | NATURAL<br>NAT<br>LEVEL | SYSTEMS<br>OPT<br>LEVEL |
|--|--------------------|-------------|--------------|-------------|------------------------|---------------|-------------------------|-------------------------|
| FIFTH AVENUE MHP                               | 2410593            | MILWAUKEE   |              |             | NATL                   | 100           | 1.2                     |                         |
| TOTAL POPULATION SERVED BY SOURCE WATER SYSTEM |                    |             |              |             |                        | 100           |                         |                         |
| FITCHBURG                                      | 1130231            | DANE        | Acid         | ADJ         | 06/68                  | 13905         |                         | 1.0                     |
| TOTAL POPULATION SERVED BY SOURCE WATER SYSTEM |                    |             |              |             |                        | 13905         |                         |                         |
| FLORENCE<br>COMMONWEALTH S.D.                  | 4190155<br>4190156 | FLORENCE    | Acid         | ADJ<br>CONS | 06/82                  | 1957<br>97    |                         | 1.0                     |
| TOTAL POPULATION SERVED BY SOURCE WATER SYSTEM |                    |             |              |             |                        | 2054          |                         |                         |
| FOND DU LAC                                    | 4200469            | FOND DU LAC | Acid         | ADJ         | 07/50                  | 36707         |                         | 1.0                     |
| TOTAL POPULATION SERVED BY SOURCE WATER SYSTEM |                    |             |              |             |                        | 36707         |                         |                         |
| FONK'S MHP                                     | 2520201            | RACINE      |              |             | NATL                   | 480           |                         | 0.9                     |
| TOTAL POPULATION SERVED BY SOURCE WATER SYSTEM |                    |             |              |             |                        | 480           |                         |                         |
| FOREST JUNCTION                                | 4080377            | BROWN       |              |             | NATL                   | 150           |                         | 1.1                     |
| TOTAL POPULATION SERVED BY SOURCE WATER SYSTEM |                    |             |              |             |                        | 150           |                         |                         |
| FORT ATKINSON                                  | 1280103            | JEFFERSON   | Acid         | ADJ         | 12/49                  | 10054         |                         | 1.0                     |
| TOTAL POPULATION SERVED BY SOURCE WATER SYSTEM |                    |             |              |             |                        | 10054         |                         |                         |
| FOX LAKE                                       | 1140145            | DODGE       | Acid         | ADJ         | 07/67                  | 1409          |                         | 1.0                     |
| TOTAL POPULATION SERVED BY SOURCE WATER SYSTEM |                    |             |              |             |                        | 1409          |                         |                         |
| FRANKLIN MOBILE ESTATES #1                     | 2410604            | MILWAUKEE   |              |             | NATL                   | 90            |                         | 0.9                     |
| TOTAL POPULATION SERVED BY SOURCE WATER SYSTEM |                    |             |              |             |                        | 90            |                         |                         |
| FRANKLIN MOBILE ESTATES #2                     | 2410603            | MILWAUKEE   |              |             | NATL                   | 400           |                         | 1.0                     |
| TOTAL POPULATION SERVED BY SOURCE WATER SYSTEM |                    |             |              |             |                        | 400           |                         |                         |
| FRANKLIN MOBILE ESTATES #3                     | 2410602            | MILWAUKEE   |              |             | NATL                   | 118           |                         | 0.9                     |
| TOTAL POPULATION SERVED BY SOURCE WATER SYSTEM |                    |             |              |             |                        | 118           |                         |                         |
| FRANKLIN-SECURITY ACRE                         | 2410560            | MILWAUKEE   |              |             | NATL                   | 360           |                         | 0.8                     |
| TOTAL POPULATION SERVED BY SOURCE WATER SYSTEM |                    |             |              |             |                        | 360           |                         |                         |

POPULATION SERVED FLUORIDATED DRINKING WATER BY SOURCE SYSTEM,  
CONSECUTIVE SYSTEM, AND COUNTY WITHIN STATE (AS OF 12/31/85)

# WISCONSIN

| WATER SYSTEM and<br>CONSECUTIVE SYSTEMS SERVED | EPA<br>ID<br>NO | COUNTY      | CHEM<br>USED | STATUS | FLUOR<br>START<br>DATE | POP<br>SERVED | NATURAL SYSTEMS |              |
|--|-----------------|-------------|--------------|--------|------------------------|---------------|-----------------|--------------|
|  |                 |             |              |        |                        |               | NAT<br>LEVEL    | OPT<br>LEVEL |
| FRANKLIN-SECURITY ACRES ADD                    | 2410562         | MILWAUKEE   |              |        | NATL                   | 400           | 0.7             |              |
| TOTAL POPULATION SERVED BY SOURCE WATER SYSTEM |                 |             |              |        |                        | 400           |                 |              |
| FRANKSVILLE-N. CAPE                            | 2520181         | RACINE      |              |        | NATL                   | 325           | 1.3             |              |
| TOTAL POPULATION SERVED BY SOURCE WATER SYSTEM |                 |             |              |        |                        | 325           |                 |              |
| FREDERIC                                       | 6490337         | POLK        | Acid         | ADJ    | 09/63                  | 1101          |                 | 1.0          |
| TOTAL POPULATION SERVED BY SOURCE WATER SYSTEM |                 |             |              |        |                        | 1101          |                 |              |
| GALESVILLE                                     | 6620271         | TREMPEALEAU | Acid         | ADJ    | 09/51                  | 1285          |                 | 1.0          |
| TOTAL POPULATION SERVED BY SOURCE WATER SYSTEM |                 |             |              |        |                        | 1285          |                 |              |
| GENOA CITY                                     | 2650058         | WALWORTH    | Acid         | ADJ    | 11/68                  | 1316          |                 | 1.0          |
| TOTAL POPULATION SERVED BY SOURCE WATER SYSTEM |                 |             |              |        |                        | 1316          |                 |              |
| GERMANTOWN                                     | 2670105         | WASHINGTON  | Acid         | ADJ    | 01/76                  | 11682         |                 | 1.0          |
| TOTAL POPULATION SERVED BY SOURCE WATER SYSTEM |                 |             |              |        |                        | 11682         |                 |              |
| GILLETT  | 4430490         | OCOONTO     | Acid         | ADJ    | 11/66                  | 1350          |                 | 1.0          |
| TOTAL POPULATION SERVED BY SOURCE WATER SYSTEM |                 |             |              |        |                        | 1350          |                 |              |
| GILMAN   | 8610124         | TAYLOR      | Acid         | ADJ    | 02/69                  | 469           |                 | 1.0          |
| TOTAL POPULATION SERVED BY SOURCE WATER SYSTEM |                 |             |              |        |                        | 469           |                 |              |
| GLEN WIR CO #08                                | 2300134         | KENOSHA     |              |        | NATL                   | 36            | 0.8             |              |
| TOTAL POPULATION SERVED BY SOURCE WATER SYSTEM |                 |             |              |        |                        | 36            |                 |              |
| GLENN WIR CO #06                               | 2300127         | KENOSHA     |              |        | NATL                   | 36            | 0.9             |              |
| TOTAL POPULATION SERVED BY SOURCE WATER SYSTEM |                 |             |              |        |                        | 36            |                 |              |
| GLENN WIR CO #09                               | 2300141         | KENOSHA     |              |        | NATL                   | 36            | 0.7             |              |
| TOTAL POPULATION SERVED BY SOURCE WATER SYSTEM |                 |             |              |        |                        | 36            |                 |              |
| GLENN WIR CO #10                               | 2300137         | OZAUKEE     |              |        | NATL                   | 36            | 1.1             |              |
| TOTAL POPULATION SERVED BY SOURCE WATER SYSTEM |                 |             |              |        |                        | 36            |                 |              |

POPULATION SERVED FLUORIDATED DRINKING WATER BY SOURCE SYSTEM,  
CONSECUTIVE SYSTEM, AND COUNTY WITHIN STATE (AS OF 12/31/85)

# WISCONSIN

| WATER SYSTEM and<br>CONSECUTIVE SYSTEMS SERVED | EPA<br>ID<br>NO | COUNTY    | CHEM<br>USED | STATUS | FLUOR<br>START<br>DATE | POP<br>SERVED | NATURAL SYSTEMS<br>NAT<br>LEVEL | OPT<br>LEVEL |
|--|-----------------|-----------|--------------|--------|------------------------|---------------|---------------------------------|--------------|
| GLENN WTR CO #11                               | 2300136         | KENOSHA   |              | NATL   |                        | 52            | 0.8                             |              |
| TOTAL POPULATION SERVED BY SOURCE WATER SYSTEM |                 |           |              |        |                        | 52            |                                 |              |
| GLENN WTR CO #12                               | 2300139         | KENOSHA   |              | NATL   |                        | 36            | 0.7                             |              |
| TOTAL POPULATION SERVED BY SOURCE WATER SYSTEM |                 |           |              |        |                        | 36            |                                 |              |
| GLENN WTR CO #13                               | 2300120         | KENOSHA   |              | NATL   |                        | 32            | 0.7                             |              |
| TOTAL POPULATION SERVED BY SOURCE WATER SYSTEM |                 |           |              |        |                        | 32            |                                 |              |
| GLENN WTR CO #17                               | 2300123         | KENOSHA   |              | NATL   |                        | 36            | 0.7                             |              |
| TOTAL POPULATION SERVED BY SOURCE WATER SYSTEM |                 |           |              |        |                        | 36            |                                 |              |
| GLENN WTR CO #18                               | 2300124         | KENOSHA   |              | NATL   |                        | 36            | 0.7                             |              |
| TOTAL POPULATION SERVED BY SOURCE WATER SYSTEM |                 |           |              |        |                        | 36            |                                 |              |
| GORDON   | 8160499         | DOUGLAS   | NaF          | ADJ    | /81                    | 57            |                                 | 4.5          |
| TOTAL POPULATION SERVED BY SOURCE WATER SYSTEM |                 |           |              |        |                        | 57            |                                 |              |
| GRAFTON  | 2460111         | OZAUKEE   | Acid         | ADJ    | 08/69                  | 8381          |                                 | 1.0          |
| TOTAL POPULATION SERVED BY SOURCE WATER SYSTEM |                 |           |              |        |                        | 8381          |                                 |              |
| GRANTSBURG                                     | 8070310         | BURNEIT   | Acid         | ADJ    | 01/65                  | 1194          |                                 | 1.0          |
| TOTAL POPULATION SERVED BY SOURCE WATER SYSTEM |                 |           |              |        |                        | 1194          |                                 |              |
| GREEN BAY                                      | 4050356         | BROWN     | Acid         | ADJ    | 08/57                  | 93942         |                                 | 1.0          |
| TOTAL POPULATION SERVED BY SOURCE WATER SYSTEM |                 |           |              |        |                        | 93942         |                                 |              |
| GREEN BRIAR APTS                               | 2460129         | OZAUKEE   |              | NATL   |                        | 240           |                                 | 1.3          |
| TOTAL POPULATION SERVED BY SOURCE WATER SYSTEM |                 |           |              |        |                        | 240           |                                 |              |
| GREENFIELD-TOWN VIEW WTR COOP                  | 2410573         | MILWAUKEE |              | NATL   |                        | 360           |                                 | 1.0          |
| TOTAL POPULATION SERVED BY SOURCE WATER SYSTEM |                 |           |              |        |                        | 360           |                                 |              |
| GREENLEAF                                      | 4050466         | BROWN     |              | NATL   |                        | 523           |                                 | 0.7          |
| TOTAL POPULATION SERVED BY SOURCE WATER SYSTEM |                 |           |              |        |                        | 523           |                                 |              |

POPULATION SERVED FLUORIDATED DRINKING WATER BY SOURCE SYSTEM,  
CONSECUTIVE SYSTEM, AND COUNTY WITHIN STATE (AS OF 12/31/85)

# WISCONSIN

| WATER SYSTEM and<br>CONSECUTIVE SYSTEMS SERVED           | EPA<br>ID<br>NO | COUNTY     | CHEM<br>USED | STATUS | FLUOR<br>START<br>DATE | POP<br>SERVED | NATURAL SYSTEMS<br>NAT<br>LEVEL | OPT<br>LEVEL |
|--|-----------------|------------|--------------|--------|------------------------|---------------|---------------------------------|--------------|
| GREENWOOD  | 6100328         | CLARK      | Acid         | ADJ    | 06/72                  | 1147          |                                 | 1.0          |
| TOTAL POPULATION SERVED BY SOURCE WATER SYSTEM - - - - - |                 |            |              |        |                        | 1147          |                                 |              |
| GRESHAM  | 4590454         | SHAWANO    |              | NATL   |                        | 546           | 1.4                             |              |
| TOTAL POPULATION SERVED BY SOURCE WATER SYSTEM - - - - - |                 |            |              |        |                        | 546           |                                 |              |
| GUERNSEY MEADOWS WTR UTIL                                | 2680258         | WALKESHA   |              | NATL   |                        | 25            | 0.9                             |              |
| TOTAL POPULATION SERVED BY SOURCE WATER SYSTEM - - - - - |                 |            |              |        |                        | 25            |                                 |              |
| HALES HAPPINESS SUBD                                     | 2410575         | MILWAUKEE  |              | NATL   |                        | 576           | 0.8                             |              |
| TOTAL POPULATION SERVED BY SOURCE WATER SYSTEM - - - - - |                 |            |              |        |                        | 576           |                                 |              |
| HAMMOND  | 6560121         | ST. CROIX  | Acid         | ADJ    | /82                    | 1006          |                                 | 1.0          |
| TOTAL POPULATION SERVED BY SOURCE WATER SYSTEM - - - - - |                 |            |              |        |                        | 1006          |                                 |              |
| HARMONY GROVE  | 1110065         | COLUMBIA   | Acid         | ADJ    | 11/64                  | 840           |                                 | 1.0          |
| TOTAL POPULATION SERVED BY SOURCE WATER SYSTEM - - - - - |                 |            |              |        |                        | 840           |                                 |              |
| HARTFORD   | 2670110         | WASHINGTON | Acid         | ADJ    | 01/50                  | 7604          |                                 | 1.0          |
| TOTAL POPULATION SERVED BY SOURCE WATER SYSTEM - - - - - |                 |            |              |        |                        | 7604          |                                 |              |
| HARTLAND   | 2680205         | WALKESHA   | Acid         | ADJ    | 04/69                  | 6288          |                                 | 1.0          |
| TOTAL POPULATION SERVED BY SOURCE WATER SYSTEM - - - - - |                 |            |              |        |                        | 6288          |                                 |              |
| HAYWARD  | 8580532         | SAWYER     | Acid         | ADJ    | /51                    | 2053          |                                 | 1.0          |
| TOTAL POPULATION SERVED BY SOURCE WATER SYSTEM - - - - - |                 |            |              |        |                        | 2053          |                                 |              |
| HAZEL GREEN  | 1220102         | GRANT      | Acid         | ADJ    | /61                    | 1270          |                                 | 1.0          |
| TOTAL POPULATION SERVED BY SOURCE WATER SYSTEM - - - - - |                 |            |              |        |                        | 1270          |                                 |              |
| HICKORY HAVEN MOBILE CT                                  | 2520196         | RACINE     |              | NATL   |                        | 303           | 1.2                             |              |
| TOTAL POPULATION SERVED BY SOURCE WATER SYSTEM - - - - - |                 |            |              |        |                        | 303           |                                 |              |
| HOLLAND S.D.   | 4050726         | OUTAGAMIE  |              | NATL   |                        | 325           | 1.8                             |              |
| TOTAL POPULATION SERVED BY SOURCE WATER SYSTEM - - - - - |                 |            |              |        |                        | 325           |                                 |              |

POPULATION SERVED FLUORIDATED DRINKING WATER BY SOURCE SYSTEM,  
CONSECUTIVE SYSTEM, AND COUNTY WITHIN STATE (AS OF 12/31/85)

**WISCONSIN**

| WATER SYSTEM and<br>CONSECUTIVE SYSTEMS SERVED           | EPA<br>ID<br>NO | COUNTY      | CHEM<br>USED | STATUS | FLUOR<br>START<br>DATE | POP<br>SERVED | NATURAL SYSTEMS |              |
|--|-----------------|-------------|--------------|--------|------------------------|---------------|-----------------|--------------|
|  |                 |             |              |        |                        |               | NAT<br>LEVEL    | OPT<br>LEVEL |
| HORICON  | 1140146         | DODGE       | NaF          | ADJ    | 05/52                  | 3743          |                 | 1.0          |
| TOTAL POPULATION SERVED BY SOURCE WATER SYSTEM - - - - - |                 |             |              |        |                        | 3743          |                 |              |
| HORTONVILLE  | 4450411         | OUTAGAMIE   | Acid         | ADJ    | 12/68                  | 2217          |                 | 1.0          |
| TOTAL POPULATION SERVED BY SOURCE WATER SYSTEM - - - - - |                 |             |              |        |                        | 2217          |                 |              |
| HOWARD   | 4050468         | BROWN       |              | NATL   |                        | 9126          |                 | 1.2          |
| TOTAL POPULATION SERVED BY SOURCE WATER SYSTEM - - - - - |                 |             |              |        |                        | 9126          |                 |              |
| HOWELL AVE EST   | 2410591         | MILWAUKEE   |              | NATL   |                        | 200           |                 | 0.8          |
| TOTAL POPULATION SERVED BY SOURCE WATER SYSTEM - - - - - |                 |             |              |        |                        | 200           |                 |              |
| HUDSON   | 6560087         | ST. CROIX   | Acid         | ADJ    | 02/64                  | 5938          |                 | 1.0          |
| NORTH HUDSON   | 6560133         | ST. CROIX   |              | CONS   |                        | 2673          |                 |              |
| TOTAL POPULATION SERVED BY SOURCE WATER SYSTEM - - - - - |                 |             |              |        |                        | 8611          |                 |              |
| HUNTINGTON PARK  | 2460151         | OZAUKEE     |              | NATL   |                        | 25            |                 | 0.9          |
| TOTAL POPULATION SERVED BY SOURCE WATER SYSTEM - - - - - |                 |             |              |        |                        | 25            |                 |              |
| INDEPENDENCE   | 6620276         | TREMPEALEAU | Acid         | ADJ    | 06/73                  | 1232          |                 | 1.0          |
| TOTAL POPULATION SERVED BY SOURCE WATER SYSTEM - - - - - |                 |             |              |        |                        | 1232          |                 |              |
| JANESVILLE   | 1540127         | ROCK        | Acid         | ADJ    | 02/49                  | 52202         |                 | 1.0          |
| TOTAL POPULATION SERVED BY SOURCE WATER SYSTEM - - - - - |                 |             |              |        |                        | 52202         |                 |              |
| JEFFERSON  | 1280104         | JEFFERSON   | Acid         | ADJ    | 08/63                  | 5606          |                 | 1.0          |
| TOTAL POPULATION SERVED BY SOURCE WATER SYSTEM - - - - - |                 |             |              |        |                        | 5606          |                 |              |
| JENSENS MOBILE HOME VILLAGE                              | 2520190         | RACINE      |              | NATL   |                        | 130           |                 | 1.0          |
| TOTAL POPULATION SERVED BY SOURCE WATER SYSTEM - - - - - |                 |             |              |        |                        | 130           |                 |              |
| JOHNSON CREEK  | 1280107         | JEFFERSON   | Acid         | ADJ    | 01/62                  | 1227          |                 | 1.0          |
| TOTAL POPULATION SERVED BY SOURCE WATER SYSTEM - - - - - |                 |             |              |        |                        | 1227          |                 |              |
| JUDA   | 1230099         | GREEN       | NaF          | ADJ    | /82                    | 280           |                 | 4.5          |
| TOTAL POPULATION SERVED BY SOURCE WATER SYSTEM - - - - - |                 |             |              |        |                        | 280           |                 |              |

POPULATION SERVED FLUORIDATED DRINKING WATER BY SOURCE SYSTEM,  
CONSECUTIVE SYSTEM, AND COUNTY WITHIN STATE (AS OF 12/31/85)

# WISCONSIN

| WATER SYSTEM and<br>CONSECUTIVE SYSTEMS SERVED                            | EPA<br>ID<br>NO               | COUNTY                          | CHEM<br>USED | STATUS              | FLUOR<br>START<br>DATE | POP<br>SERVED     | NATURAL SYSTEMS<br>NAT OPT<br>LEVEL LEVEL |
|---|-------------------------------|---------------------------------|--------------|---------------------|------------------------|-------------------|---|
| JUNEAU  | 1140058                       | DODGE                           | Acid         | ADJ                 | /82                    | 2118              | 1.0                                       |
| TOTAL POPULATION SERVED BY SOURCE WATER SYSTEM - - - - -                  |                               |                                 |              |                     |                        | 2118              |   |
| KANSASVILLE-EAGLE LK MANOR #4   | 2520183                       | RACINE                          |              | NATL                |                        | 400               | 0.8                                       |
| TOTAL POPULATION SERVED BY SOURCE WATER SYSTEM - - - - -                  |                               |                                 |              |                     |                        | 400               |   |
| KAUKAUNA  | 4450336                       | OUTAGAMIE                       |              | NATL                |                        | 12258             | 1.9                                       |
| TOTAL POPULATION SERVED BY SOURCE WATER SYSTEM - - - - -                  |                               |                                 |              |                     |                        | 12258             |   |
| KENOSHA<br>SOMERS   | 2300046<br>2300158            | KENOSHA<br>KENOSHA              | Acid         | ADJ<br>CONS         | 11/64                  | 76173<br>516      | 1.0                                       |
| TOTAL POPULATION SERVED BY SOURCE WATER SYSTEM - - - - -                  |                               |                                 |              |                     |                        | 76689             |   |
| KENOSHA MOBILE COURTS   | 2300115                       | KENOSHA                         |              | NATL                |                        | 75                | 1.7                                       |
| TOTAL POPULATION SERVED BY SOURCE WATER SYSTEM - - - - -                  |                               |                                 |              |                     |                        | 75                |   |
| KESHENA<br>PLEASANT PRAIRIE-CAROL BEACH<br>PLEASANT PRAIRIE-SOUTH KENOSHA | 5500503<br>2300064<br>2300063 | MENOMINEE<br>KENOSHA<br>KENOSHA | Acid         | ADJ<br>CONS<br>CONS | 10/61                  | 400<br>210<br>154 | 1.0                                       |
| TOTAL POPULATION SERVED BY SOURCE WATER SYSTEM - - - - -                  |                               |                                 |              |                     |                        | 764               |   |
| KEWASKUM  | 2670112                       | WASHINGTON                      | Acid         | ADJ                 | 11/62                  | 2325              | 1.0                                       |
| TOTAL POPULATION SERVED BY SOURCE WATER SYSTEM - - - - -                  |                               |                                 |              |                     |                        | 2325              |   |
| KEWAUNEE  | 4310281                       | KEWAUNEE                        |              | NATL                |                        | 2868              | 0.9                                       |
| TOTAL POPULATION SERVED BY SOURCE WATER SYSTEM - - - - -                  |                               |                                 |              |                     |                        | 2868              |   |
| KIELER  | 1220103                       | GRANT                           | Acid         | ADJ                 | 07/70                  | 500               | 1.0                                       |
| TOTAL POPULATION SERVED BY SOURCE WATER SYSTEM - - - - -                  |                               |                                 |              |                     |                        | 500               |   |
| KILTYS KOUNTRY KOURT  | 7370167                       | MARATHON                        |              | NATL                |                        | 150               | 0.9                                       |
| TOTAL POPULATION SERVED BY SOURCE WATER SYSTEM - - - - -                  |                               |                                 |              |                     |                        | 150               |   |
| KIMBERLY<br>COMBINED LOCKS  | 4450342<br>4450409            | OUTAGAMIE<br>OUTAGAMIE          |              | NATL<br>CONS        |                        | 5851<br>2499      | 1.3                                       |
| TOTAL POPULATION SERVED BY SOURCE WATER SYSTEM - - - - -                  |                               |                                 |              |                     |                        | 8350              |   |



POPULATION SERVED FLUORIDATED DRINKING WATER BY SOURCE SYSTEM,  
CONSECUTIVE SYSTEM, AND COUNTY WITHIN STATE (AS OF 12/31/85)

# WISCONSIN

| WATER SYSTEM and<br>CONSECUTIVE SYSTEMS SERVED | EPA<br>ID<br>NO | COUNTY      | CHEM<br>USED | STATUS | FLUOR<br>START<br>DATE | POP<br>SERVED | NATURAL SYSTEMS<br>NAT OPT<br>LEVEL LEVEL |
|--|-----------------|-------------|--------------|--------|------------------------|---------------|---|
| KNAPP  | 6170267         | DUNN        | NaF          | ADJ    | /83                    | 60            | 4.5                                       |
| TOTAL POPULATION SERVED BY SOURCE WATER SYSTEM |                 |             |              |        |                        | 60            |   |
| LAC COURTE OREILLES RES                        | 5500301         | SAWYER      | Acid         | ADJ    | 06/71                  | 689           | 1.0                                       |
| TOTAL POPULATION SERVED BY SOURCE WATER SYSTEM |                 |             |              |        |                        | 689           |   |
| LAC DU FLAMBEAU RES                            | 5500402         | VILAS       | Acid         | ADJ    | 06/79                  | 865           | 1.0                                       |
| TOTAL POPULATION SERVED BY SOURCE WATER SYSTEM |                 |             |              |        |                        | 865           |   |
| LACONIA HIGH SCHOOL                            | 4200645         | FOND DU LAC | NaF          | ADJ    | /74                    | 386           | 4.5                                       |
| TOTAL POPULATION SERVED BY SOURCE WATER SYSTEM |                 |             |              |        |                        | 386           |   |
| LADYSMITH                                      | 8550131         | RUSK        | Acid         | ADJ    | 01/66                  | 3811          | 1.0                                       |
| TOTAL POPULATION SERVED BY SOURCE WATER SYSTEM |                 |             |              |        |                        | 3811          |   |
| LAKE GENEVA                                    | 2650066         | WALWORTH    | Acid         | ADJ    | 05/51                  | 5728          | 1.0                                       |
| TOTAL POPULATION SERVED BY SOURCE WATER SYSTEM |                 |             |              |        |                        | 5728          |   |
| LAKE MEADOWS SUBD                              | 2680228         | WALKESHA    |              | NATL   |                        | 25            | 0.8                                       |
| TOTAL POPULATION SERVED BY SOURCE WATER SYSTEM |                 |             |              |        |                        | 25            |   |
| LAKE MILLS                                     | 1280108         | JEFFERSON   | Acid         | ADJ    | 07/62                  | 3722          | 1.0                                       |
| TOTAL POPULATION SERVED BY SOURCE WATER SYSTEM |                 |             |              |        |                        | 3722          |   |
| LAKEVIEW MH COURT                              | 4310284         | KEWAUNEE    |              | NATL   |                        | 66            | 1.4                                       |
| TOTAL POPULATION SERVED BY SOURCE WATER SYSTEM |                 |             |              |        |                        | 66            |   |
| LANCASTER                                      | 1220107         | GRANT       | Acid         | ADJ    | 02/61                  | 4248          | 1.0                                       |
| TOTAL POPULATION SERVED BY SOURCE WATER SYSTEM |                 |             |              |        |                        | 4248          |   |
| LAONA  | 7210108         | FOREST      | Acid         | ADJ    | 09/69                  | 1485          | 1.0                                       |
| TOTAL POPULATION SERVED BY SOURCE WATER SYSTEM |                 |             |              |        |                        | 1485          |   |
| LEMONT UTILITY-LAC DU COURS                    | 2460117         | OZAUKEE     |              | NATL   |                        | 800           | 0.9                                       |
| TOTAL POPULATION SERVED BY SOURCE WATER SYSTEM |                 |             |              |        |                        | 800           |   |

POPULATION SERVED FLUORIDATED DRINKING WATER BY SOURCE SYSTEM,  
CONSECUTIVE SYSTEM, AND COUNTY WITHIN STATE (AS OF 12/31/85)

# WISCONSIN

| WATER SYSTEM and<br>CONSECUTIVE SYSTEMS SERVED | EPA<br>ID<br>NO | COUNTY    | CHEM<br>USED | STATUS | FLUOR<br>START<br>DATE | POP<br>SERVED | NATURAL SYSTEMS<br>NAT<br>LEVEL | OPT<br>LEVEL |
|--|-----------------|-----------|--------------|--------|------------------------|---------------|---------------------------------|--------------|
| LEMONT UTILITY-WHITMAN PL                      | 2460112         | OZAUKEE   |              | NATL   |                        | 250           | 0.9                             |              |
| TOTAL POPULATION SERVED BY SOURCE WATER SYSTEM |                 |           |              |        |                        | 250           |                                 |              |
| LINDGREN ELEM                                  | 6480343         | PIERCE    | NaF          | ADJ    | /74                    | 147           |                                 | 4.5          |
| TOTAL POPULATION SERVED BY SOURCE WATER SYSTEM |                 |           |              |        |                        | 147           |                                 |              |
| LITTLE CHUTE                                   | 4450338         | OUTAGAMIE |              | NATL   |                        | 8916          | 1.6                             |              |
| TOTAL POPULATION SERVED BY SOURCE WATER SYSTEM |                 |           |              |        |                        | 8916          |                                 |              |
| LITTLE ELK CREEK                               | 6170277         | DUNN      | NaF          | ADJ    | /83                    | 95            |                                 | 4.5          |
| TOTAL POPULATION SERVED BY SOURCE WATER SYSTEM |                 |           |              |        |                        | 95            |                                 |              |
| LODI   | 1110101         | COLUMBIA  | Acid         | ADJ    | 06/52                  | 2056          |                                 | 1.0          |
| TOTAL POPULATION SERVED BY SOURCE WATER SYSTEM |                 |           |              |        |                        | 2056          |                                 |              |
| LONE ROCK                                      | 1530061         | RICHLAND  | Acid         | ADJ    | 08/72                  | 638           |                                 | 1.0          |
| TOTAL POPULATION SERVED BY SOURCE WATER SYSTEM |                 |           |              |        |                        | 638           |                                 |              |
| LOOKOUT DRIVE WTR ASSN                         | 2681085         | WALKESHA  |              | NATL   |                        | 28            | 0.9                             |              |
| TOTAL POPULATION SERVED BY SOURCE WATER SYSTEM |                 |           |              |        |                        | 28            |                                 |              |
| LOYAL  | 6100329         | CLARK     | Acid         | ADJ    | 01/82                  | 1322          |                                 | 1.0          |
| TOTAL POPULATION SERVED BY SOURCE WATER SYSTEM |                 |           |              |        |                        | 1322          |                                 |              |
| LUCAS  | 6170301         | DUNN      | NaF          | ADJ    | /82                    | 100           |                                 | 4.5          |
| TOTAL POPULATION SERVED BY SOURCE WATER SYSTEM |                 |           |              |        |                        | 100           |                                 |              |
| LUCK   | 6490338         | POLK      | Acid         | ADJ    | 12/69                  | 1059          |                                 | 1.0          |
| TOTAL POPULATION SERVED BY SOURCE WATER SYSTEM |                 |           |              |        |                        | 1059          |                                 |              |
| LUXEMBURG                                      | 4310282         | KEWAUNEE  |              | NATL   |                        | 1153          | 0.7                             |              |
| TOTAL POPULATION SERVED BY SOURCE WATER SYSTEM |                 |           |              |        |                        | 1153          |                                 |              |
| MADISON  | 1130224         | DANE      | Acid         | ADJ    | 06/48                  | 175664        |                                 | 1.0          |
| MAPLE BLUFF                                    | 1130234         | DANE      |              | CONS   |                        | 1318          |                                 |              |
| SHOREWOOD HILLS                                | 1130236         | DANE      |              | CONS   |                        | 1832          |                                 |              |

POPULATION SERVED FLUORIDATED DRINKING WATER BY SOURCE SYSTEM,  
 CONSECUTIVE SYSTEM, AND COUNTY WITHIN STATE (AS OF 12/31/85)

**WISCONSIN**

| WATER SYSTEM and<br>CONSECUTIVE SYSTEMS SERVED           | EPA<br>ID<br>NO | COUNTY    | CHEM<br>USED | STATUS | FLUOR<br>START<br>DATE | POP<br>SERVED | NATURAL SYSTEMS<br>NAT<br>LEVEL | OPT<br>LEVEL |
|--|-----------------|-----------|--------------|--------|------------------------|---------------|---------------------------------|--------------|
| WAUNONA S.D.   | 1130742         | DANE      |              | CONS   |                        | 1200          |                                 |              |
| TOTAL POPULATION SERVED BY SOURCE WATER SYSTEM - - - - - |                 |           |              |        |                        | 180014        |                                 |              |
| MANITOWOC  | 4360364         | MANITOWOC | NaSiF6       | ADJ    | 11/68                  | 32482         |                                 | 1.0          |
| TOTAL POPULATION SERVED BY SOURCE WATER SYSTEM - - - - - |                 |           |              |        |                        | 32482         |                                 |              |
| MARATHON   | 7370151         | MARATHON  | Acid         | ADJ    | /78                    | 1746          |                                 | 1.0          |
| TOTAL POPULATION SERVED BY SOURCE WATER SYSTEM - - - - - |                 |           |              |        |                        | 1746          |                                 |              |
| MARENCO VALLEY ELEM                                      | 8020469         | ASHLAND   | NaF          | ADJ    | /74                    | 156           |                                 | 4.5          |
| TOTAL POPULATION SERVED BY SOURCE WATER SYSTEM - - - - - |                 |           |              |        |                        | 156           |                                 |              |
| MARINETTE  | 4380395         | MARINETTE | Acid         | ADJ    | 03/51                  | 11888         |                                 | 1.0          |
| TOTAL POPULATION SERVED BY SOURCE WATER SYSTEM - - - - - |                 |           |              |        |                        | 11888         |                                 |              |
| MARION   | 4690396         | WAUPACA   | Acid         | ADJ    | 05/66                  | 1366          |                                 | 1.0          |
| TOTAL POPULATION SERVED BY SOURCE WATER SYSTEM - - - - - |                 |           |              |        |                        | 1366          |                                 |              |
| MARLAN MEADOWS   | 2680224         | WAUKESHA  |              | NATL   |                        | 25            | 0.9                             |              |
| TOTAL POPULATION SERVED BY SOURCE WATER SYSTEM - - - - - |                 |           |              |        |                        | 25            |                                 |              |
| MARSHALL   | 1130237         | DANE      | Acid         | ADJ    | 01/66                  | 2610          |                                 | 1.0          |
| TOTAL POPULATION SERVED BY SOURCE WATER SYSTEM - - - - - |                 |           |              |        |                        | 2610          |                                 |              |
| MARSHFIELD   | 7720165         | WOOD      | NaSiF6       | ADJ    | 10/50                  | 19318         |                                 | 1.0          |
| TOTAL POPULATION SERVED BY SOURCE WATER SYSTEM - - - - - |                 |           |              |        |                        | 19318         |                                 |              |
| MARY ANN DR HOME OWNERS ASSN                             | 2410606         | MILWAUKEE |              | NATL   |                        | 28            | 0.8                             |              |
| TOTAL POPULATION SERVED BY SOURCE WATER SYSTEM - - - - - |                 |           |              |        |                        | 28            |                                 |              |
| MAUSTON  | 7290129         | JUNEAU    | Acid         | ADJ    | /82                    | 3429          |                                 | 1.0          |
| TOTAL POPULATION SERVED BY SOURCE WATER SYSTEM - - - - - |                 |           |              |        |                        | 3429          |                                 |              |
| MAYVILLE   | 1140057         | DODGE     | Acid         | ADJ    | 09/50                  | 4394          |                                 | 1.0          |
| TOTAL POPULATION SERVED BY SOURCE WATER SYSTEM - - - - - |                 |           |              |        |                        | 4394          |                                 |              |

POPULATION SERVED FLUORIDATED DRINKING WATER BY SOURCE SYSTEM,  
 CONSECUTIVE SYSTEM, AND COUNTY WITHIN STATE (AS OF 12/31/85)

**WISCONSIN**

| WATER SYSTEM and<br>CONSECUTIVE SYSTEMS SERVED           | EPA<br>ID<br>NO | COUNTY    | CHEM<br>USED | STATUS | FLUOR<br>START<br>DATE | POP<br>SERVED | NATURAL SYSTEMS<br>NAT<br>LEVEL | OPT<br>LEVEL |
|--|-----------------|-----------|--------------|--------|------------------------|---------------|---------------------------------|--------------|
| MAZOMANIE  | 1130239         | DANE      | Acid         | ADJ    | 09/51                  | 1324          |                                 | 1.0          |
| TOTAL POPULATION SERVED BY SOURCE WATER SYSTEM - - - - - |                 |           |              |        |                        | 1324          |                                 |              |
| MCFARLAND  | 1130241         | DANE      | Acid         | ADJ    | 05/53                  | 4354          |                                 | 1.0          |
| TOTAL POPULATION SERVED BY SOURCE WATER SYSTEM - - - - - |                 |           |              |        |                        | 4354          |                                 |              |
| MEADOW LANE SUBD   | 2520188         | RACINE    |              | NATL   |                        | 30            | 1.1                             |              |
| TOTAL POPULATION SERVED BY SOURCE WATER SYSTEM - - - - - |                 |           |              |        |                        | 30            |                                 |              |
| MENASHA  | 4710334         | WINNEBAGO | NaSiF6       | ADJ    | /50                    | 14778         |                                 | 1.0          |
| TOTAL POPULATION SERVED BY SOURCE WATER SYSTEM - - - - - |                 |           |              |        |                        | 14778         |                                 |              |
| MENASHA S.D.   | 4710358         | WINNEBAGO |              | NATL   |                        | 13769         | 0.8                             |              |
| TOTAL POPULATION SERVED BY SOURCE WATER SYSTEM - - - - - |                 |           |              |        |                        | 13769         |                                 |              |
| MENOMINEE  | 5500501         | MENOMINEE | Acid         | ADJ    | 06/85                  | 1500          |                                 | 1.0          |
| TOTAL POPULATION SERVED BY SOURCE WATER SYSTEM - - - - - |                 |           |              |        |                        | 1500          |                                 |              |
| MENOMONEE FALLS  | 2680082         | WAUKESHA  | Acid         | ADJ    | 09/51                  | 27045         |                                 | 1.0          |
| TOTAL POPULATION SERVED BY SOURCE WATER SYSTEM - - - - - |                 |           |              |        |                        | 27045         |                                 |              |
| MENOMONIE  | 6170268         | DUNN      | Acid         | ADJ    | 06/73                  | 13654         |                                 | 1.0          |
| TOTAL POPULATION SERVED BY SOURCE WATER SYSTEM - - - - - |                 |           |              |        |                        | 13654         |                                 |              |
| MEQUON CARE CTR INC                                      | 2460123         | OZAUKEE   |              | NATL   |                        | 148           | 1.1                             |              |
| TOTAL POPULATION SERVED BY SOURCE WATER SYSTEM - - - - - |                 |           |              |        |                        | 148           |                                 |              |
| MEQUON NORTH SHORE HEIGHTS                               | 2460125         | OZAUKEE   |              | NATL   |                        | 75            | 0.8                             |              |
| TOTAL POPULATION SERVED BY SOURCE WATER SYSTEM - - - - - |                 |           |              |        |                        | 75            |                                 |              |
| MEQUON WTR TRUST   | 2460131         | OZAUKEE   |              | NATL   |                        | 32            | 1.1                             |              |
| TOTAL POPULATION SERVED BY SOURCE WATER SYSTEM - - - - - |                 |           |              |        |                        | 32            |                                 |              |
| MERRILL  | 7350123         | LINCOLN   | Acid         | ADJ    | 01/62                  | 9895          |                                 | 1.0          |
| TOTAL POPULATION SERVED BY SOURCE WATER SYSTEM - - - - - |                 |           |              |        |                        | 9895          |                                 |              |

POPULATION SERVED FLUORIDATED DRINKING WATER BY SOURCE SYSTEM,  
CONSECUTIVE SYSTEM, AND COUNTY WITHIN STATE (AS OF 12/31/85)

WISCONSIN

| WATER SYSTEM and<br>CONSECUTIVE SYSTEMS SERVED           | EPA<br>ID<br>NO | COUNTY    | CHEM<br>USED | STATUS | FLUOR<br>START<br>DATE | POP<br>SERVED | NATURAL SYSTEMS<br>NAT<br>LEVEL | OPT<br>LEVEL |
|--|-----------------|-----------|--------------|--------|------------------------|---------------|---------------------------------|--------------|
| MIDDLETON  | 1130242         | DANE      | Acid         | ADJ    | 06/50                  | 13108         |                                 | 1.0          |
| TOTAL POPULATION SERVED BY SOURCE WATER SYSTEM - - - - - |                 |           |              |        |                        | 13108         |                                 |              |
| MIDWAY ELEM  | 7350306         | LINCOLN   | NaF          | ADJ    | /74                    | 180           |                                 | 4.5          |
| TOTAL POPULATION SERVED BY SOURCE WATER SYSTEM - - - - - |                 |           |              |        |                        | 180           |                                 |              |
| MILTON   | 1540130         | ROCK      | Acid         | ADJ    | 10/53                  | 4348          |                                 | 1.0          |
| TOTAL POPULATION SERVED BY SOURCE WATER SYSTEM - - - - - |                 |           |              |        |                        | 4348          |                                 |              |
| MILWAUKEE  | 2410100         | MILWAUKEE | Acid         | ADJ    | 07/53                  | 618171        |                                 | 1.0          |
| BROWN DEER   | 2410556         | MILWAUKEE |              | CONS   |                        | 12394         |                                 |              |
| GREENDALE  | 2410571         | MILWAUKEE |              | CONS   |                        | 13610         |                                 |              |
| SHOREWOOD  | 2410607         | MILWAUKEE |              | CONS   |                        | 14207         |                                 |              |
| WAUWATOSA  | 2410596         | MILWAUKEE |              | CONS   |                        | 50070         |                                 |              |
| WEST ALLIS   | 2410595         | MILWAUKEE |              | CONS   |                        | 64028         |                                 |              |
| TOTAL POPULATION SERVED BY SOURCE WATER SYSTEM - - - - - |                 |           |              |        |                        | 772480        |                                 |              |
| MINERAL POINT  | 1250084         | IOWA      | Acid         | ADJ    | 01/54                  | 2272          |                                 | 1.0          |
| TOTAL POPULATION SERVED BY SOURCE WATER SYSTEM - - - - - |                 |           |              |        |                        | 2272          |                                 |              |
| MINONG   | 8660303         | WASHBURN  | Acid         | ADJ    | 12/72                  | 578           |                                 | 1.0          |
| TOTAL POPULATION SERVED BY SOURCE WATER SYSTEM - - - - - |                 |           |              |        |                        | 578           |                                 |              |
| MISHICOT   | 4360430         | MANITOWOC |              | NATL   |                        | 1557          |                                 | 0.7          |
| TOTAL POPULATION SERVED BY SOURCE WATER SYSTEM - - - - - |                 |           |              |        |                        | 1557          |                                 |              |
| MONDOVI  | 6060193         | BUFFALO   | NaF          | ADJ    | 02/62                  | 2687          |                                 | 1.0          |
| TOTAL POPULATION SERVED BY SOURCE WATER SYSTEM - - - - - |                 |           |              |        |                        | 2687          |                                 |              |
| MONONA   | 1130245         | DANE      | Acid         | ADJ    | 10/56                  | 8712          |                                 | 1.0          |
| TOTAL POPULATION SERVED BY SOURCE WATER SYSTEM - - - - - |                 |           |              |        |                        | 8712          |                                 |              |
| MONROE   | 1230078         | GREEN     | Acid         | ADJ    | 03/66                  | 10458         |                                 | 1.0          |
| TOTAL POPULATION SERVED BY SOURCE WATER SYSTEM - - - - - |                 |           |              |        |                        | 10458         |                                 |              |
| MONTICELLO   | 1230083         | GREEN     | NaSiF6       | ADJ    | 09/64                  | 1072          |                                 | 1.0          |
| TOTAL POPULATION SERVED BY SOURCE WATER SYSTEM - - - - - |                 |           |              |        |                        | 1072          |                                 |              |

POPULATION SERVED FLUORIDATED DRINKING WATER BY SOURCE SYSTEM,  
CONSECUTIVE SYSTEM, AND COUNTY WITHIN STATE (AS OF 12/31/85)

**WISCONSIN**

| WATER SYSTEM and<br>CONSECUTIVE SYSTEMS SERVED           | EPA<br>ID<br>NO | COUNTY    | CHEM<br>USED | STATUS | FLUOR<br>START<br>DATE | POP<br>SERVED | NATURAL SYSTEMS<br>NAT<br>LEVEL | OPT<br>LEVEL |
|--|-----------------|-----------|--------------|--------|------------------------|---------------|---------------------------------|--------------|
| MORRISONVILLE  | 1130246         | DANE      | Acid         | ADJ    | 09/62                  | 375           |                                 | 1.0          |
| TOTAL POPULATION SERVED BY SOURCE WATER SYSTEM - - - - - |                 |           |              |        |                        | 375           |                                 |              |
| MOSEL  | 4600499         | SHEBOYGAN | NaF          | ADJ    | /83                    | 166           |                                 | 4.5          |
| TOTAL POPULATION SERVED BY SOURCE WATER SYSTEM - - - - - |                 |           |              |        |                        | 166           |                                 |              |
| MOUNT HOREB  | 1130247         | DANE      | Acid         | ADJ    | 02/52                  | 3826          |                                 | 1.0          |
| TOTAL POPULATION SERVED BY SOURCE WATER SYSTEM - - - - - |                 |           |              |        |                        | 3826          |                                 |              |
| MUKWONAGO  | 2680209         | WAUKESHA  | Acid         | ADJ    | 05/49                  | 4243          |                                 | 1.0          |
| TOTAL POPULATION SERVED BY SOURCE WATER SYSTEM - - - - - |                 |           |              |        |                        | 4243          |                                 |              |
| MUSCODA  | 1220112         | GRANT     | Acid         | ADJ    | 06/65                  | 1417          |                                 | 1.0          |
| TOTAL POPULATION SERVED BY SOURCE WATER SYSTEM - - - - - |                 |           |              |        |                        | 1417          |                                 |              |
| NEENAH   | 4710348         | WINNEBAGO | NaSiF6       | ADJ    | 10/50                  | 23992         |                                 | 1.0          |
| TOTAL POPULATION SERVED BY SOURCE WATER SYSTEM - - - - - |                 |           |              |        |                        | 23992         |                                 |              |
| NEILLSVILLE  | 6100330         | CLARK     | Acid         | ADJ    | 12/54                  | 2828          |                                 | 1.0          |
| TOTAL POPULATION SERVED BY SOURCE WATER SYSTEM - - - - - |                 |           |              |        |                        | 2828          |                                 |              |
| NEKOOSA  | 7720169         | WOOD      | Acid         | ADJ    | 06/59                  | 2782          |                                 | 1.0          |
| TOTAL POPULATION SERVED BY SOURCE WATER SYSTEM - - - - - |                 |           |              |        |                        | 2782          |                                 |              |
| NEOPIT   | 5500502         | MENOMINEE | Acid         | ADJ    | 01/51                  | 1400          |                                 | 1.0          |
| TOTAL POPULATION SERVED BY SOURCE WATER SYSTEM - - - - - |                 |           |              |        |                        | 1400          |                                 |              |
| NESHKORO ELEM  | 4390331         | MARQUETTE | NaF          | ADJ    | /79                    | 105           |                                 | 4.5          |
| TOTAL POPULATION SERVED BY SOURCE WATER SYSTEM - - - - - |                 |           |              |        |                        | 105           |                                 |              |
| NEUFELD BUILDERS APTS                                    | 2680186         | WAUKESHA  |              | NATL   |                        | 35            | 0.8                             |              |
| TOTAL POPULATION SERVED BY SOURCE WATER SYSTEM - - - - - |                 |           |              |        |                        | 35            |                                 |              |
| NEW GLARUS   | 1230084         | GREEN     | Acid         | ADJ    | 02/52                  | 1823          |                                 | 1.0          |
| TOTAL POPULATION SERVED BY SOURCE WATER SYSTEM - - - - - |                 |           |              |        |                        | 1823          |                                 |              |

POPULATION SERVED FLUORIDATED DRINKING WATER BY SOURCE SYSTEM,  
CONSECUTIVE SYSTEM, AND COUNTY WITHIN STATE (AS OF 12/31/85)

# WISCONSIN

| WATER SYSTEM and<br>CONSECUTIVE SYSTEMS SERVED           | EPA<br>ID<br>NO | COUNTY      | CHEM<br>USED | STATUS | FLUOR<br>START<br>DATE | POP<br>SERVED | NATURAL SYSTEMS<br>NAT. OPT<br>LEVEL LEVEL |
|--|-----------------|-------------|--------------|--------|------------------------|---------------|--|
| NEW HOLSTEIN   | 4080270         | CALLUMET    | Acid         | ADJ    | 09/53                  | 3415          | 1.0  |
| TOTAL POPULATION SERVED BY SOURCE WATER SYSTEM - - - - - |                 |             |              |        |                        | 3415          |  |
| NEW LONDON   | 4690398         | OUTAGAMIE   | Acid         | ADJ    | 09/69                  | 6777          | 1.0  |
| TOTAL POPULATION SERVED BY SOURCE WATER SYSTEM - - - - - |                 |             |              |        |                        | 6777          |  |
| NEW MEDICAL REHABILITATION CTR                           | 2520204         | RACINE      |              | NATL   |                        | 87            | 0.9  |
| TOTAL POPULATION SERVED BY SOURCE WATER SYSTEM - - - - - |                 |             |              |        |                        | 87            |  |
| NEW RICHMOND   | 6560126         | ST. CROIX   | Acid         | ADJ    | 07/60                  | 4792          | 1.0  |
| TOTAL POPULATION SERVED BY SOURCE WATER SYSTEM - - - - - |                 |             |              |        |                        | 4792          |  |
| NEWARK ELEM  | 1540303         | ROCK        | NaF          | ADJ    | /75                    | 140           | 4.5  |
| TOTAL POPULATION SERVED BY SOURCE WATER SYSTEM - - - - - |                 |             |              |        |                        | 140           |  |
| NEWBOLD ELEM   | 7440649         | ONEIDA      | NaF          | ADJ    | /75                    | 175           | 4.5  |
| TOTAL POPULATION SERVED BY SOURCE WATER SYSTEM - - - - - |                 |             |              |        |                        | 175           |  |
| NIAGARA  | 4380439         | MARINETTE   | Acid         | ADJ    | 01/51                  | 2026          | 1.0  |
| TOTAL POPULATION SERVED BY SOURCE WATER SYSTEM - - - - - |                 |             |              |        |                        | 2026          |  |
| NORTH FOND DU LAC  | 4200405         | FOND DU LAC | Acid         | ADJ    | 03/73                  | 4225          | 1.0  |
| TOTAL POPULATION SERVED BY SOURCE WATER SYSTEM - - - - - |                 |             |              |        |                        | 4225          |  |
| NORTH FREEDOM  | 1570096         | SAUK        | Acid         | ADJ    | 11/63                  | 750           | 1.0  |
| TOTAL POPULATION SERVED BY SOURCE WATER SYSTEM - - - - - |                 |             |              |        |                        | 750           |  |
| NORTH LAKELAND ELEM                                      | 7640801         | VILAS       | NaF          | ADJ    | /75                    | 228           | 4.5  |
| TOTAL POPULATION SERVED BY SOURCE WATER SYSTEM - - - - - |                 |             |              |        |                        | 228           |  |
| NORTH PEDERSEN WELL ASSN                                 | 2520722         | RACINE      |              | NATL   |                        | 100           | 0.9  |
| TOTAL POPULATION SERVED BY SOURCE WATER SYSTEM - - - - - |                 |             |              |        |                        | 100           |  |
| NORTH SHORE HEALTH CARE CTR                              | 2410586         | MILWAUKEE   |              | NATL   |                        | 200           | 0.8  |
| TOTAL POPULATION SERVED BY SOURCE WATER SYSTEM - - - - - |                 |             |              |        |                        | 200           |  |

POPULATION SERVED FLUORIDATED DRINKING WATER BY SOURCE SYSTEM,  
CONSECUTIVE SYSTEM, AND COUNTY WITHIN STATE (AS OF 12/31/85)

# WISCONSIN

| WATER SYSTEM and<br>CONSECUTIVE SYSTEMS SERVED           | EPA<br>ID<br>NO | COUNTY    | CHEM<br>USED | STATUS | FLUOR<br>START<br>DATE | POP<br>SERVED | NATURAL SYSTEMS |              |
|--|-----------------|-----------|--------------|--------|------------------------|---------------|-----------------|--------------|
|  |                 |           |              |        |                        |               | NAT<br>LEVEL    | OPT<br>LEVEL |
| NORTH SHORE WTR COM-FOX POINT                            | 2410584         | MILWAUKEE | NaSiF6       | ADJ    | 07/63                  | 7144          |                 | 1.0          |
| TOTAL POPULATION SERVED BY SOURCE WATER SYSTEM - - - - - |                 |           |              |        |                        | 7144          |                 |              |
| NORTH SHORE WTR COM-GLENDALE                             | 2410168         | MILWAUKEE | NaSiF6       | ADJ    | 07/63                  | 13610         |                 | 1.0          |
| TOTAL POPULATION SERVED BY SOURCE WATER SYSTEM - - - - - |                 |           |              |        |                        | 13610         |                 |              |
| NORTH SHORE WTR-WHITEFISH BAY                            | 2410597         | MILWAUKEE | NaSiF6       | ADJ    | 07/63                  | 14214         |                 | 1.0          |
| TOTAL POPULATION SERVED BY SOURCE WATER SYSTEM - - - - - |                 |           |              |        |                        | 14214         |                 |              |
| NORTHVIEW  | 4600724         | SHEBOYGAN | NaF          | ADJ    | /80                    | 137           |                 | 4.5          |
| TOTAL POPULATION SERVED BY SOURCE WATER SYSTEM - - - - - |                 |           |              |        |                        | 137           |                 |              |
| OAK CREEK  | 2410172         | MILWAUKEE | Acid         | ADJ    | 04/74                  | 17977         |                 | 1.0          |
| TOTAL POPULATION SERVED BY SOURCE WATER SYSTEM - - - - - |                 |           |              |        |                        | 17977         |                 |              |
| OAK CREEK VIEW SUBD 3                                    | 2410592         | MILWAUKEE |              | NATL   |                        | 350           | 1.1             |              |
| TOTAL POPULATION SERVED BY SOURCE WATER SYSTEM - - - - - |                 |           |              |        |                        | 350           |                 |              |
| OAK RIDGE CARE CTR                                       | 2520182         | RACINE    |              | NATL   |                        | 32            | 1.0             |              |
| TOTAL POPULATION SERVED BY SOURCE WATER SYSTEM - - - - - |                 |           |              |        |                        | 32            |                 |              |
| OAKDALE  | 6420401         | MONROE    | NaF          | ADJ    | /81                    | 78            |                 | 4.5          |
| TOTAL POPULATION SERVED BY SOURCE WATER SYSTEM - - - - - |                 |           |              |        |                        | 78            |                 |              |
| OAKDALE ESTATES MHP                                      | 2300177         | KENOSHA   |              | NATL   |                        | 700           | 1.0             |              |
| TOTAL POPULATION SERVED BY SOURCE WATER SYSTEM - - - - - |                 |           |              |        |                        | 700           |                 |              |
| OCONOMOWOC   | 2680227         | WAUKESHA  | Acid         | ADJ    | 12/53                  | 10336         |                 | 1.0          |
| TOTAL POPULATION SERVED BY SOURCE WATER SYSTEM - - - - - |                 |           |              |        |                        | 10336         |                 |              |
| OCONTO   | 4430495         | OCONTO    |              | NATL   |                        | 4387          | 1.5             |              |
| TOTAL POPULATION SERVED BY SOURCE WATER SYSTEM - - - - - |                 |           |              |        |                        | 4387          |                 |              |
| OCONTO FALLS   | 4430496         | OCONTO    | Acid         | ADJ    | 02/67                  | 2668          |                 | 1.0          |
| TOTAL POPULATION SERVED BY SOURCE WATER SYSTEM - - - - - |                 |           |              |        |                        | 2668          |                 |              |



POPULATION SERVED FLUORIDATED DRINKING WATER BY SOURCE SYSTEM,  
CONSECUTIVE SYSTEM, AND COUNTY WITHIN STATE (AS OF 12/31/85)

# WISCONSIN

| WATER SYSTEM and<br>CONSECUTIVE SYSTEMS SERVED           | EPA<br>ID<br>NO | COUNTY    | CHEM<br>USED | STATUS | FLUOR<br>START<br>DATE | POP<br>SERVED | NATURAL SYSTEMS |              |
|--|-----------------|-----------|--------------|--------|------------------------|---------------|-----------------|--------------|
|  |                 |           |              |        |                        |               | NAT<br>LEVEL    | OPT<br>LEVEL |
| OLIVER   | 8160146         | DOUGLAS   |              |        | NATL                   | 246           | 1.1             |              |
| TOTAL POPULATION SERVED BY SOURCE WATER SYSTEM - - - - - |                 |           |              |        |                        | 246           |                 |              |
| OMRO   | 4710357         | WINNEBAGO | Acid         | ADJ    | 05/59                  | 2909          | 1.0             |              |
| TOTAL POPULATION SERVED BY SOURCE WATER SYSTEM - - - - - |                 |           |              |        |                        | 2909          |                 |              |
| ONDOSSAGON   | 8040169         | BAYFIELD  | NaF          | ADJ    | /74                    | 204           | 4.5             |              |
| TOTAL POPULATION SERVED BY SOURCE WATER SYSTEM - - - - - |                 |           |              |        |                        | 204           |                 |              |
| ONEIDA RESERVATION                                       | 5500601         | BROWN     | Acid         | ADJ    | 06/85                  | 450           | 1.0             |              |
| TOTAL POPULATION SERVED BY SOURCE WATER SYSTEM - - - - - |                 |           |              |        |                        | 450           |                 |              |
| OOSTBURG   | 4600445         | SHEBOYGAN | Acid         | ADJ    | /83                    | 1875          | 1.0             |              |
| TOTAL POPULATION SERVED BY SOURCE WATER SYSTEM - - - - - |                 |           |              |        |                        | 1875          |                 |              |
| OREGON   | 1130251         | DANE      | Acid         | ADJ    | 02/50                  | 4347          | 1.0             |              |
| TOTAL POPULATION SERVED BY SOURCE WATER SYSTEM - - - - - |                 |           |              |        |                        | 4347          |                 |              |
| OSCEOLA  | 6490341         | POLK      | Acid         | ADJ    | 08/53                  | 1917          | 1.0             |              |
| TOTAL POPULATION SERVED BY SOURCE WATER SYSTEM - - - - - |                 |           |              |        |                        | 1917          |                 |              |
| OSHKOSH  | 4710457         | WINNEBAGO | NaSiF6       | ADJ    | 01/50                  | 51721         | 1.0             |              |
| TOTAL POPULATION SERVED BY SOURCE WATER SYSTEM - - - - - |                 |           |              |        |                        | 51721         |                 |              |
| OXFORD ELEM  | 4390310         | MARQUETTE | NaF          | ADJ    | /79                    | 176           | 4.5             |              |
| TOTAL POPULATION SERVED BY SOURCE WATER SYSTEM - - - - - |                 |           |              |        |                        | 176           |                 |              |
| PADDOCK LAKE   | 2300146         | KENOSHA   |              |        | NATL                   | 2248          | 0.9             |              |
| TOTAL POPULATION SERVED BY SOURCE WATER SYSTEM - - - - - |                 |           |              |        |                        | 2248          |                 |              |
| PALMYRA  | 1280112         | JEFFERSON | Acid         | ADJ    | 03/67                  | 1663          | 1.0             |              |
| TOTAL POPULATION SERVED BY SOURCE WATER SYSTEM - - - - - |                 |           |              |        |                        | 1663          |                 |              |
| PARC VUE APTS (124TH ST)                                 | 2680271         | WALIKESHA |              |        | NATL                   | 60            | 0.7             |              |
| TOTAL POPULATION SERVED BY SOURCE WATER SYSTEM - - - - - |                 |           |              |        |                        | 60            |                 |              |

POPULATION SERVED FLUORIDATED DRINKING WATER BY SOURCE SYSTEM,  
CONSECUTIVE SYSTEM, AND COUNTY WITHIN STATE (AS OF 12/31/85)

# WISCONSIN

| WATER SYSTEM and<br>CONSECUTIVE SYSTEMS SERVED           | EPA<br>ID<br>NO | COUNTY    | CHEM<br>USED | STATUS | FLUOR<br>START<br>DATE | POP<br>SERVED | NATURAL SYSTEMS<br>NAT OPT<br>LEVEL LEVEL |
|--|-----------------|-----------|--------------|--------|------------------------|---------------|---|
| PARDEVILLE   | 1110049         | COLUMBIA  | Acid         | ADJ    | 05/65                  | 1635          | 1.0                                       |
| TOTAL POPULATION SERVED BY SOURCE WATER SYSTEM - - - - - |                 |           |              |        |                        | 1635          |   |
| PARK FALLS   | 8510130         | PRICE     | Acid         | ADJ    | 10/63                  | 3327          | 1.0                                       |
| TOTAL POPULATION SERVED BY SOURCE WATER SYSTEM - - - - - |                 |           |              |        |                        | 3327          |   |
| PARK MANOR APTS  | 2410599         | MILWAUKEE |              | NATL   |                        | 30            | 0.8                                       |
| TOTAL POPULATION SERVED BY SOURCE WATER SYSTEM - - - - - |                 |           |              |        |                        | 30            |   |
| PARK PLACE SUBDIVISION                                   | 2460066         | OZAUKEE   |              | NATL   |                        | 210           | 0.7                                       |
| TOTAL POPULATION SERVED BY SOURCE WATER SYSTEM - - - - - |                 |           |              |        |                        | 210           |   |
| PARKVIEW HEALTH CIR                                      | 4710456         | WINNEBAGO |              | NATL   |                        | 790           | 1.2                                       |
| TOTAL POPULATION SERVED BY SOURCE WATER SYSTEM - - - - - |                 |           |              |        |                        | 790           |   |
| PEEWAUKEE  | 2680229         | WALKESHA  | Acid         | ADJ    | 01/54                  | 4956          | 1.0                                       |
| TOTAL POPULATION SERVED BY SOURCE WATER SYSTEM - - - - - |                 |           |              |        |                        | 4956          |   |
| PESHIGO  | 4380442         | MARNETTE  | Acid         | ADJ    | /82                    | 3003          | 1.0                                       |
| TOTAL POPULATION SERVED BY SOURCE WATER SYSTEM - - - - - |                 |           |              |        |                        | 3003          |   |
| PHILLIPS   | 8510131         | PRICE     | Acid         | ADJ    | 11/50                  | 1688          | 1.0                                       |
| TOTAL POPULATION SERVED BY SOURCE WATER SYSTEM - - - - - |                 |           |              |        |                        | 1688          |   |
| PILGRIM MEADOWS #9                                       | 2680221         | WALKESHA  |              | NATL   |                        | 35            | 0.7                                       |
| TOTAL POPULATION SERVED BY SOURCE WATER SYSTEM - - - - - |                 |           |              |        |                        | 35            |   |
| PINE LAND ELEM   | 7010293         | ADAMS     | NaF          | ADJ    | /74                    | 80            | 4.5                                       |
| TOTAL POPULATION SERVED BY SOURCE WATER SYSTEM - - - - - |                 |           |              |        |                        | 80            |   |
| PINE RIVER ELEM  | 7350305         | LINCOLN   | NaF          | ADJ    | /75                    | 107           | 4.5                                       |
| TOTAL POPULATION SERVED BY SOURCE WATER SYSTEM - - - - - |                 |           |              |        |                        | 107           |   |
| PLAIN  | 1570098         | SAUK      | Acid         | ADJ    | 04/63                  | 711           | 1.0                                       |
| TOTAL POPULATION SERVED BY SOURCE WATER SYSTEM - - - - - |                 |           |              |        |                        | 711           |   |

POPULATION SERVED FLUORIDATED DRINKING WATER BY SOURCE SYSTEM,  
CONSECUTIVE SYSTEM, AND COUNTY WITHIN STATE (AS OF 12/31/85)

**WISCONSIN**

| WATER SYSTEM and<br>CONSECUTIVE SYSTEMS SERVED           | EPA<br>ID<br>NO | COUNTY     | CHEM<br>USED | STATUS | FLUOR<br>START<br>DATE | POP<br>SERVED | NATURAL SYSTEMS<br>NAT<br>LEVEL | OPT<br>LEVEL |
|--|-----------------|------------|--------------|--------|------------------------|---------------|---------------------------------|--------------|
| PLATT  | 2670322         | WASHINGTON | NaF          | ADJ    | /82                    | 116           |                                 | 4.5          |
| TOTAL POPULATION SERVED BY SOURCE WATER SYSTEM - - - - - |                 |            |              |        |                        | 116           |                                 |              |
| PLATTEVILLE  | 1220115         | GRANT      | Acid         | ADJ    | 11/64                  | 9651          |                                 | 1.0          |
| TOTAL POPULATION SERVED BY SOURCE WATER SYSTEM - - - - - |                 |            |              |        |                        | 9651          |                                 |              |
| PLEASANT PRAIRIE MHP                                     | 2300117         | KENOSHA    |              | NATL   |                        | 100           |                                 | 1.0          |
| TOTAL POPULATION SERVED BY SOURCE WATER SYSTEM - - - - - |                 |            |              |        |                        | 100           |                                 |              |
| PLEASANT PRAIRIE-INDUSTRIAL PK                           | 2300168         | KENOSHA    |              | NATL   |                        | 910           |                                 | 1.0          |
| TOTAL POPULATION SERVED BY SOURCE WATER SYSTEM - - - - - |                 |            |              |        |                        | 910           |                                 |              |
| PLEASANT PRAIRIE-TIMBER RIDGE                            | 2300167         | KENOSHA    |              | NATL   |                        | 280           |                                 | 1.0          |
| TOTAL POPULATION SERVED BY SOURCE WATER SYSTEM - - - - - |                 |            |              |        |                        | 280           |                                 |              |
| PLEASANT PRAIRIE-WATER WORKS                             | 2300109         | KENOSHA    |              | NATL   |                        | 280           |                                 | 1.0          |
| TOTAL POPULATION SERVED BY SOURCE WATER SYSTEM - - - - - |                 |            |              |        |                        | 280           |                                 |              |
| PLUM CITY ELEM   | 6480349         | PIERCE     | NaF          | ADJ    | /74                    | 212           |                                 | 4.5          |
| TOTAL POPULATION SERVED BY SOURCE WATER SYSTEM - - - - - |                 |            |              |        |                        | 212           |                                 |              |
| PLUM CITY HIGH SCHOOL                                    | 6480350         | PIERCE     | NaF          | ADJ    | /74                    | 141           |                                 | 4.5          |
| TOTAL POPULATION SERVED BY SOURCE WATER SYSTEM - - - - - |                 |            |              |        |                        | 141           |                                 |              |
| PLYMOUTH   | 4600446         | SHEBOYGAN  | Acid         | ADJ    | 03/66                  | 6410          |                                 | 1.0          |
| TOTAL POPULATION SERVED BY SOURCE WATER SYSTEM - - - - - |                 |            |              |        |                        | 6410          |                                 |              |
| PORT EDWARDS   | 7720113         | WOOD       | Acid         | ADJ    | 07/54                  | 2051          |                                 | 1.0          |
| TOTAL POPULATION SERVED BY SOURCE WATER SYSTEM - - - - - |                 |            |              |        |                        | 2051          |                                 |              |
| PORT WASHINGTON  | 2460054         | OZAUKEE    | Acid         | ADJ    | 09/50                  | 8890          |                                 | 1.0          |
| TOTAL POPULATION SERVED BY SOURCE WATER SYSTEM - - - - - |                 |            |              |        |                        | 8890          |                                 |              |
| PORTAGE  | 1110039         | COLUMBIA   | Acid         | ADJ    | 03/51                  | 8049          |                                 | 1.0          |
| TOTAL POPULATION SERVED BY SOURCE WATER SYSTEM - - - - - |                 |            |              |        |                        | 8049          |                                 |              |

POPULATION SERVED FLUORIDATED DRINKING WATER BY SOURCE SYSTEM,  
CONSECUTIVE SYSTEM, AND COUNTY WITHIN STATE (AS OF 12/31/85)

# WISCONSIN

| WATER SYSTEM and<br>CONSECUTIVE SYSTEMS SERVED           | EPA<br>ID<br>NO | COUNTY    | CHEM<br>USED | STATUS | FLUOR<br>START<br>DATE | POP<br>SERVED | NATURAL SYSTEMS<br>NAT<br>LEVEL | OPT<br>LEVEL |
|--|-----------------|-----------|--------------|--------|------------------------|---------------|---------------------------------|--------------|
| POTOSI   | 1220117         | GRANT     | Acid         | ADJ    | /62                    | 752           |                                 | 1.0          |
| TOTAL POPULATION SERVED BY SOURCE WATER SYSTEM - - - - - |                 |           |              |        |                        | 752           |                                 |              |
| POYNETTE   | 1110037         | COLUMBIA  | Acid         | ADJ    | 10/52                  | 1529          |                                 | 1.0          |
| TOTAL POPULATION SERVED BY SOURCE WATER SYSTEM - - - - - |                 |           |              |        |                        | 1529          |                                 |              |
| PRAIRIE DU SAC   | 1570100         | SAUK      | Acid         | ADJ    | 04/64                  | 2245          |                                 | 1.0          |
| TOTAL POPULATION SERVED BY SOURCE WATER SYSTEM - - - - - |                 |           |              |        |                        | 2245          |                                 |              |
| PRAIRIE VIEW ELEM  | 6480345         | PIERCE    | NaF          | ADJ    | /74                    | 307           |                                 | 4.5          |
| TOTAL POPULATION SERVED BY SOURCE WATER SYSTEM - - - - - |                 |           |              |        |                        | 307           |                                 |              |
| PRESCOTT   | 6480243         | PIERCE    | Acid         | ADJ    | 04/72                  | 2987          |                                 | 1.0          |
| TOTAL POPULATION SERVED BY SOURCE WATER SYSTEM - - - - - |                 |           |              |        |                        | 2987          |                                 |              |
| PULASKI  | 4050355         | BROWN     | Acid         | ADJ    | 04/69                  | 2041          |                                 | 1.0          |
| TOTAL POPULATION SERVED BY SOURCE WATER SYSTEM - - - - - |                 |           |              |        |                        | 2041          |                                 |              |
| PUMPKIN HOLLOW   | 1130597         | DANE      | NaF          | ADJ    | /80                    | 87            |                                 | 4.5          |
| TOTAL POPULATION SERVED BY SOURCE WATER SYSTEM - - - - - |                 |           |              |        |                        | 87            |                                 |              |
| QUIET COUNTRY HOMES #1                                   | 4360434         | MANITOWOC |              | NATL   |                        | 60            | 1.2                             |              |
| TOTAL POPULATION SERVED BY SOURCE WATER SYSTEM - - - - - |                 |           |              |        |                        | 60            |                                 |              |
| RACINE   | 2520062         | RACINE    | NaSiF6       | ADJ    | 03/50                  | 81635         |                                 | 1.0          |
| CALEDONIA U.D.   | 2520027         | RACINE    |              | CONS   |                        | 1500          |                                 |              |
| NORTH PARK   | 2520185         | RACINE    |              | CONS   |                        | 3900          |                                 |              |
| SOUTH LAWN S.D.  | 2520197         | RACINE    |              | CONS   |                        | 1540          |                                 |              |
| STURTEVANT   | 2520195         | RACINE    |              | CONS   |                        | 3885          |                                 |              |
| WIND POINT   | 2520191         | RACINE    |              | CONS   |                        | 1695          |                                 |              |
| TOTAL POPULATION SERVED BY SOURCE WATER SYSTEM - - - - - |                 |           |              |        |                        | 94155         |                                 |              |
| RACINE CADDY VISTA SAN DIST                              | 2520180         | RACINE    |              | NATL   |                        | 1200          | 0.8                             |              |
| TOTAL POPULATION SERVED BY SOURCE WATER SYSTEM - - - - - |                 |           |              |        |                        | 1200          |                                 |              |
| RAINBOW LAKE MANOR TR CT                                 | 2300166         | KENOSHA   |              | NATL   |                        | 260           | 0.7                             |              |
| TOTAL POPULATION SERVED BY SOURCE WATER SYSTEM - - - - - |                 |           |              |        |                        | 260           |                                 |              |

POPULATION SERVED FLUORIDATED DRINKING WATER BY SOURCE SYSTEM,  
CONSECUTIVE SYSTEM, AND COUNTY WITHIN STATE (AS OF 12/31/85)

## WISCONSIN

| WATER SYSTEM and<br>CONSECUTIVE SYSTEMS SERVED           | EPA<br>ID<br>NO | COUNTY      | CHEM<br>USED | STATUS | FLUOR<br>START<br>DATE | POP<br>SERVED | NATURAL SYSTEMS |              |
|--|-----------------|-------------|--------------|--------|------------------------|---------------|-----------------|--------------|
|  |                 |             |              |        |                        |               | NAT<br>LEVEL    | OPT<br>LEVEL |
| RANDOLPH   | 1110125         | COLUMBIA    | Acid         | ADJ    | 01/66                  | 1776          |                 | 1.0          |
| TOTAL POPULATION SERVED BY SOURCE WATER SYSTEM - - - - - |                 |             |              |        |                        | 1776          |                 |              |
| RANGE LINE HILLS   | 2460119         | OZAUKEE     |              | NATL   |                        | 45            | 1.1             |              |
| TOTAL POPULATION SERVED BY SOURCE WATER SYSTEM - - - - - |                 |             |              |        |                        | 45            |                 |              |
| RAVINE FARMS HW OWNER'S ASSN                             | 2460124         | OZAUKEE     |              | NATL   |                        | 88            | 0.8             |              |
| TOTAL POPULATION SERVED BY SOURCE WATER SYSTEM - - - - - |                 |             |              |        |                        | 88            |                 |              |
| RED CLIFF RESERVATION                                    | 5500802         | BAYFIELD    | Acid         | ADJ    | /84                    | 421           |                 | 1.0          |
| TOTAL POPULATION SERVED BY SOURCE WATER SYSTEM - - - - - |                 |             |              |        |                        | 421           |                 |              |
| REEDSBURG  | 1570102         | SAUK        | Acid         | ADJ    | 02/50                  | 5356          |                 | 1.0          |
| TOTAL POPULATION SERVED BY SOURCE WATER SYSTEM - - - - - |                 |             |              |        |                        | 5356          |                 |              |
| RHINELANDER  | 7440126         | ONEIDA      | Acid         | ADJ    | 03/66                  | 7906          |                 | 1.0          |
| TOTAL POPULATION SERVED BY SOURCE WATER SYSTEM - - - - - |                 |             |              |        |                        | 7906          |                 |              |
| RICE LAKE  | 6030138         | BARRON      | Acid         | ADJ    | 01/52                  | 8027          |                 | 1.0          |
| TOTAL POPULATION SERVED BY SOURCE WATER SYSTEM - - - - - |                 |             |              |        |                        | 8027          |                 |              |
| RICHFIELD  | 2670268         | WASHINGTON  | NaF          | ADJ    | /82                    | 424           |                 | 4.5          |
| TOTAL POPULATION SERVED BY SOURCE WATER SYSTEM - - - - - |                 |             |              |        |                        | 424           |                 |              |
| RICHLAND CENTER  | 1530068         | RICHLAND    | Acid         | ADJ    | 12/49                  | 5162          |                 | 1.0          |
| TOTAL POPULATION SERVED BY SOURCE WATER SYSTEM - - - - - |                 |             |              |        |                        | 5162          |                 |              |
| RIDGE VIEW NURSING CTR                                   | 4050469         | BROWN       |              | NATL   |                        | 30            | 1.4             |              |
| TOTAL POPULATION SERVED BY SOURCE WATER SYSTEM - - - - - |                 |             |              |        |                        | 30            |                 |              |
| RIO  | 1110111         | COLUMBIA    | Acid         | ADJ    | 12/61                  | 800           |                 | 1.0          |
| TOTAL POPULATION SERVED BY SOURCE WATER SYSTEM - - - - - |                 |             |              |        |                        | 800           |                 |              |
| RIPON  | 4200476         | FOND DU LAC | Acid         | ADJ    | 06/51                  | 7241          |                 | 1.0          |
| TOTAL POPULATION SERVED BY SOURCE WATER SYSTEM - - - - - |                 |             |              |        |                        | 7241          |                 |              |

POPULATION SERVED FLUORIDATED DRINKING WATER BY SOURCE SYSTEM,  
CONSECUTIVE SYSTEM, AND COUNTY WITHIN STATE (AS OF 12/31/85)

# WISCONSIN

| WATER SYSTEM and<br>CONSECUTIVE SYSTEMS SERVED           | EPA<br>ID<br>NO | COUNTY      | CHEM<br>USED | STATUS | FLUOR<br>START<br>DATE | POP<br>SERVED | NATURAL SYSTEMS<br>NAT<br>LEVEL | OPT<br>LEVEL |
|--|-----------------|-------------|--------------|--------|------------------------|---------------|---------------------------------|--------------|
| RIVER FALLS  | 6480246         | PIERCE      | Acid         | ADJ    | 12/62                  | 9938          |                                 | 1.0          |
| TOTAL POPULATION SERVED BY SOURCE WATER SYSTEM - - - - - |                 |             |              |        |                        | 9938          |                                 |              |
| RIVER GARDEN APTS  | 2460139         | OZAUKEE     |              | NATL   |                        | 75            |                                 | 0.7          |
| TOTAL POPULATION SERVED BY SOURCE WATER SYSTEM - - - - - |                 |             |              |        |                        | 75            |                                 |              |
| RIVER GLEN   | 2460136         | OZAUKEE     |              | NATL   |                        | 25            |                                 | 0.8          |
| TOTAL POPULATION SERVED BY SOURCE WATER SYSTEM - - - - - |                 |             |              |        |                        | 25            |                                 |              |
| RIVER HILLS APTS   | 4700539         | WAUSHARA    |              | NATL   |                        | 25            |                                 | 0.9          |
| TOTAL POPULATION SERVED BY SOURCE WATER SYSTEM - - - - - |                 |             |              |        |                        | 25            |                                 |              |
| RIVERVIEW  | 4600481         | SHEBOYGAN   | NaF          | ADJ    | /83                    | 167           |                                 | 4.5          |
| TOTAL POPULATION SERVED BY SOURCE WATER SYSTEM - - - - - |                 |             |              |        |                        | 167           |                                 |              |
| ROCHE A CRI  | 7010292         | ADAMS       | NaF          | ADJ    | /74                    | 125           |                                 | 4.5          |
| TOTAL POPULATION SERVED BY SOURCE WATER SYSTEM - - - - - |                 |             |              |        |                        | 125           |                                 |              |
| ROMANESKO MHP  | 4450420         | OUTAGAMIE   |              | NATL   |                        | 80            |                                 | 1.5          |
| TOTAL POPULATION SERVED BY SOURCE WATER SYSTEM - - - - - |                 |             |              |        |                        | 80            |                                 |              |
| ROSENDALE ELEM   | 4200519         | FOND DU LAC | NaF          | ADJ    | /74                    | 226           |                                 | 4.5          |
| TOTAL POPULATION SERVED BY SOURCE WATER SYSTEM - - - - - |                 |             |              |        |                        | 226           |                                 |              |
| ROSENDALE MIDDLE   | 4200520         | FOND DU LAC | NaF          | ADJ    | /74                    | 133           |                                 | 4.5          |
| TOTAL POPULATION SERVED BY SOURCE WATER SYSTEM - - - - - |                 |             |              |        |                        | 133           |                                 |              |
| ROTHSCHILD   | 7370161         | MARATHON    | Acid         | ADJ    | 09/64                  | 3313          |                                 | 1.0          |
| TOTAL POPULATION SERVED BY SOURCE WATER SYSTEM - - - - - |                 |             |              |        |                        | 3313          |                                 |              |
| RUSTIC ACRES MHP   | 4430494         | OCONTO      |              | NATL   |                        | 106           |                                 | 1.6          |
| TOTAL POPULATION SERVED BY SOURCE WATER SYSTEM - - - - - |                 |             |              |        |                        | 106           |                                 |              |
| SAUK CITY  | 1570105         | SAUK        | Acid         | ADJ    | 12/66                  | 2876          |                                 | 1.0          |
| TOTAL POPULATION SERVED BY SOURCE WATER SYSTEM - - - - - |                 |             |              |        |                        | 2876          |                                 |              |

POPULATION SERVED FLUORIDATED DRINKING WATER BY SOURCE SYSTEM,  
CONSECUTIVE SYSTEM, AND COUNTY WITHIN STATE (AS OF 12/31/85)

## WISCONSIN

| WATER SYSTEM and<br>CONSECUTIVE SYSTEMS SERVED           | EPA<br>ID<br>NO | COUNTY    | CHEM<br>USED | STATUS | FLUOR<br>START<br>DATE | POP<br>SERVED | NATURAL SYSTEMS |              |
|--|-----------------|-----------|--------------|--------|------------------------|---------------|-----------------|--------------|
|  |                 |           |              |        |                        |               | NAT<br>LEVEL    | OPT<br>LEVEL |
| SAUKVILLE  | 2460134         | OZAUKEE   | Acid         | ADJ    | /72                    | 3619          |                 | 1.0          |
| TOTAL POPULATION SERVED BY SOURCE WATER SYSTEM - - - - - |                 |           |              |        |                        | 3619          |                 |              |
| SCHOENIKE MHP #1   | 4590468         | SHAWANO   |              | NATL   |                        | 68            |                 | 1.6          |
| TOTAL POPULATION SERVED BY SOURCE WATER SYSTEM - - - - - |                 |           |              |        |                        | 68            |                 |              |
| SCHOENIKE MHP #2   | 4590452         | SHAWANO   |              | NATL   |                        | 100           |                 | 1.6          |
| TOTAL POPULATION SERVED BY SOURCE WATER SYSTEM - - - - - |                 |           |              |        |                        | 100           |                 |              |
| SCHOFIELD  | 7370162         | MARATHON  | Acid         | ADJ    | 05/64                  | 2336          |                 | 1.0          |
| TOTAL POPULATION SERVED BY SOURCE WATER SYSTEM - - - - - |                 |           |              |        |                        | 2336          |                 |              |
| SCOTT ELEM   | 7350304         | LINCOLN   | NaF          | ADJ    | /74                    | 81            |                 | 4.5          |
| TOTAL POPULATION SERVED BY SOURCE WATER SYSTEM - - - - - |                 |           |              |        |                        | 81            |                 |              |
| SCOTT S.D.   | 4050071         | BROWN     |              | NATL   |                        | 610           |                 | 2.5          |
| TOTAL POPULATION SERVED BY SOURCE WATER SYSTEM - - - - - |                 |           |              |        |                        | 610           |                 |              |
| SHADY NOCK TR PK #1                                      | 2300174         | KENOSHA   |              | NATL   |                        | 75            |                 | 0.9          |
| TOTAL POPULATION SERVED BY SOURCE WATER SYSTEM - - - - - |                 |           |              |        |                        | 75            |                 |              |
| SHADY NOCK TR PK #2                                      | 2300175         | KENOSHA   |              | NATL   |                        | 75            |                 | 1.0          |
| TOTAL POPULATION SERVED BY SOURCE WATER SYSTEM - - - - - |                 |           |              |        |                        | 75            |                 |              |
| SHARON   | 2650145         | WALWORTH  | Acid         | ADJ    | /82                    | 1288          |                 | 1.0          |
| TOTAL POPULATION SERVED BY SOURCE WATER SYSTEM - - - - - |                 |           |              |        |                        | 1288          |                 |              |
| SHAWANO LAKE S.D.  | 4590457         | SHAWANO   |              | NATL   |                        | 1000          |                 | 0.9          |
| TOTAL POPULATION SERVED BY SOURCE WATER SYSTEM - - - - - |                 |           |              |        |                        | 1000          |                 |              |
| SHEBOYGAN  | 4600354         | SHEBOYGAN | NaSiF6       | ADJ    | 02/46                  | 47644         |                 | 1.0          |
| KOHLER   | 4600444         | SHEBOYGAN |              | CONS   |                        | 1722          |                 |              |
| SHEBOYGAN FALLS  | 4600455         | SHEBOYGAN |              | CONS   |                        | 47644         |                 |              |
| TOTAL POPULATION SERVED BY SOURCE WATER SYSTEM - - - - - |                 |           |              |        |                        | 97010         |                 |              |
| SHELL LAKE   | 8660304         | WASHBURN  | Acid         | ADJ    | 05/52                  | 1311          |                 | 1.0          |
| TOTAL POPULATION SERVED BY SOURCE WATER SYSTEM - - - - - |                 |           |              |        |                        | 1311          |                 |              |

POPULATION SERVED FLUORIDATED DRINKING WATER BY SOURCE SYSTEM,  
CONSECUTIVE SYSTEM, AND COUNTY WITHIN STATE (AS OF 12/31/85)

**WISCONSIN**

| WATER SYSTEM and<br>CONSECUTIVE SYSTEMS SERVED           | EPA<br>ID<br>NO | COUNTY    | CHEM<br>USED | STATUS | FLUOR<br>START<br>DATE | POP<br>SERVED | NATURAL SYSTEMS<br>NAT<br>LEVEL | OPT<br>LEVEL |
|--|-----------------|-----------|--------------|--------|------------------------|---------------|---------------------------------|--------------|
| SIREN  | 8070311         | BURNETT   | Acid         | ADJ    | 07/73                  | 890           |                                 | 1.0          |
| TOTAL POPULATION SERVED BY SOURCE WATER SYSTEM - - - - - |                 |           |              |        |                        | 890           |                                 |              |
| SOLDIERS GROVE   | 6120252         | CRAWFORD  | Acid         | ADJ    | /50                    | 676           |                                 | 1.0          |
| TOTAL POPULATION SERVED BY SOURCE WATER SYSTEM - - - - - |                 |           |              |        |                        | 676           |                                 |              |
| SOMMERS MHP #1   | 4600459         | SHEBOYGAN |              | NATL   |                        | 120           |                                 | 0.9          |
| TOTAL POPULATION SERVED BY SOURCE WATER SYSTEM - - - - - |                 |           |              |        |                        | 120           |                                 |              |
| SOMMERS MHP #2   | 4600460         | SHEBOYGAN |              | NATL   |                        | 100           |                                 | 0.8          |
| TOTAL POPULATION SERVED BY SOURCE WATER SYSTEM - - - - - |                 |           |              |        |                        | 100           |                                 |              |
| SOMMERS MHP #3   | 4600461         | SHEBOYGAN |              | NATL   |                        | 100           |                                 | 0.8          |
| TOTAL POPULATION SERVED BY SOURCE WATER SYSTEM - - - - - |                 |           |              |        |                        | 100           |                                 |              |
| SOUTH MILWAUKEE  | 2410144         | MILWAUKEE | Acid         | ADJ    | 06/52                  | 20392         |                                 | 1.0          |
| TOTAL POPULATION SERVED BY SOURCE WATER SYSTEM - - - - - |                 |           |              |        |                        | 20392         |                                 |              |
| SOUTH PETERSON WELL ASSN                                 | 2520179         | RACINE    |              | NATL   |                        | 100           |                                 | 1.0          |
| TOTAL POPULATION SERVED BY SOURCE WATER SYSTEM - - - - - |                 |           |              |        |                        | 100           |                                 |              |
| SOUTHERN WIS CNTR-DEVEL DIS                              | 2520199         | RACINE    |              | NATL   |                        | 900           |                                 | 1.0          |
| TOTAL POPULATION SERVED BY SOURCE WATER SYSTEM - - - - - |                 |           |              |        |                        | 900           |                                 |              |
| SPARTA   | 6420297         | MONROE    | Acid         | ADJ    | 10/51                  | 7553          |                                 | 1.0          |
| TOTAL POPULATION SERVED BY SOURCE WATER SYSTEM - - - - - |                 |           |              |        |                        | 7553          |                                 |              |
| SPENCER  | 7370108         | MARATHON  | Acid         | ADJ    | 09/74                  | 1824          |                                 | 1.0          |
| TOTAL POPULATION SERVED BY SOURCE WATER SYSTEM - - - - - |                 |           |              |        |                        | 1824          |                                 |              |
| SPOONER  | 8660305         | WASHBURN  | Acid         | ADJ    | 05/52                  | 2700          |                                 | 1.0          |
| TOTAL POPULATION SERVED BY SOURCE WATER SYSTEM - - - - - |                 |           |              |        |                        | 2700          |                                 |              |
| SPRING GREEN   | 1570109         | SAUK      | Acid         | ADJ    | 12/51                  | 1302          |                                 | 1.0          |
| TOTAL POPULATION SERVED BY SOURCE WATER SYSTEM - - - - - |                 |           |              |        |                        | 1302          |                                 |              |



POPULATION SERVED FLUORIDATED DRINKING WATER BY SOURCE SYSTEM,  
CONSECUTIVE SYSTEM, AND COUNTY WITHIN STATE (AS OF 12/31/85)

**WISCONSIN**

| WATER SYSTEM and<br>CONSECUTIVE SYSTEMS SERVED           | EPA<br>ID<br>NO | COUNTY    | CHEM<br>USED | STATUS | FLUOR<br>START<br>DATE | POP<br>SERVED | NATURAL SYSTEMS<br>NAT<br>LEVEL | OPT<br>LEVEL |
|--|-----------------|-----------|--------------|--------|------------------------|---------------|---------------------------------|--------------|
| SPRING VALLEY  | 6480249         | PIERCE    | Acid         | ADJ    | 05/73                  | 1000          |                                 | 1.0          |
| TOTAL POPULATION SERVED BY SOURCE WATER SYSTEM - - - - - |                 |           |              |        |                        | 1000          |                                 |              |
| ST BENEDICTS ABBEY                                       | 2300382         | KENOSHA   |              | NATL   |                        | 40            | 1.0                             |              |
| TOTAL POPULATION SERVED BY SOURCE WATER SYSTEM - - - - - |                 |           |              |        |                        | 40            |                                 |              |
| ST ELIZABETH NURSING HOME                                | 2680257         | WAUKESHA  |              | NATL   |                        | 30            | 0.7                             |              |
| TOTAL POPULATION SERVED BY SOURCE WATER SYSTEM - - - - - |                 |           |              |        |                        | 30            |                                 |              |
| ST. CROIX FALLS  | 6490343         | POLK      | Acid         | ADJ    | 04/67                  | 1619          |                                 | 1.0          |
| TOTAL POPULATION SERVED BY SOURCE WATER SYSTEM - - - - - |                 |           |              |        |                        | 1619          |                                 |              |
| ST. CROIX RESERVATION                                    | 5500901         | BURNETT   | Acid         | ADJ    | 06/84                  | 200           |                                 | 1.0          |
| TOTAL POPULATION SERVED BY SOURCE WATER SYSTEM - - - - - |                 |           |              |        |                        | 200           |                                 |              |
| ST. JOHNS ELEM   | 6480262         | PIERCE    | NaF          | ADJ    | /74                    | 90            |                                 | 4.5          |
| TOTAL POPULATION SERVED BY SOURCE WATER SYSTEM - - - - - |                 |           |              |        |                        | 90            |                                 |              |
| ST. NAZIANZ  | 4360433         | MANITOWOC | Acid         | ADJ    | /81                    | 714           |                                 | 1.0          |
| TOTAL POPULATION SERVED BY SOURCE WATER SYSTEM - - - - - |                 |           |              |        |                        | 714           |                                 |              |
| STANLEY  | 6090462         | CHIPPEWA  | Acid         | ADJ    | /82                    | 2154          |                                 | 1.0          |
| TOTAL POPULATION SERVED BY SOURCE WATER SYSTEM - - - - - |                 |           |              |        |                        | 2154          |                                 |              |
| STEVENS POINT  | 7500141         | PORTAGE   | Acid         | ADJ    | 08/72                  | 23180         |                                 | 1.0          |
| TOTAL POPULATION SERVED BY SOURCE WATER SYSTEM - - - - - |                 |           |              |        |                        | 23180         |                                 |              |
| STOCKBRIDGE-MUNSEE RESERVATION                           | 5501001         | SHAWANO   | Acid         | ADJ    | 06/84                  | 400           |                                 | 1.0          |
| TOTAL POPULATION SERVED BY SOURCE WATER SYSTEM - - - - - |                 |           |              |        |                        | 400           |                                 |              |
| STONE BANK   | 2680716         | WAUKESHA  | NaF          | ADJ    | /82                    | 221           |                                 | 4.5          |
| TOTAL POPULATION SERVED BY SOURCE WATER SYSTEM - - - - - |                 |           |              |        |                        | 221           |                                 |              |
| STOUGHTON  | 1130078         | DANE      | Acid         | ADJ    | 09/49                  | 8456          |                                 | 1.0          |
| TOTAL POPULATION SERVED BY SOURCE WATER SYSTEM - - - - - |                 |           |              |        |                        | 8456          |                                 |              |

POPULATION SERVED FLUORIDATED DRINKING WATER BY SOURCE SYSTEM,  
CONSECUTIVE SYSTEM, AND COUNTY WITHIN STATE (AS OF 12/31/85)

**WISCONSIN**

| WATER SYSTEM and<br>CONSECUTIVE SYSTEMS SERVED           | EPA<br>ID<br>NO | COUNTY      | CHEM<br>USED | STATUS | FLUOR<br>START<br>DATE | POP<br>SERVED | NATURAL SYSTEMS<br>NAT<br>LEVEL | OPT<br>LEVEL |
|--|-----------------|-------------|--------------|--------|------------------------|---------------|---------------------------------|--------------|
| STRUM  | 6620331         | TREMPEALEAU | Acid         | ADJ    | 01/67                  | 1060          |                                 | 1.0          |
| TOTAL POPULATION SERVED BY SOURCE WATER SYSTEM - - - - - |                 |             |              |        |                        | 1060          |                                 |              |
| STURGEON BAY   | 4150526         | DOOR        | Acid         | ADJ    | 05/62                  | 9270          |                                 | 1.0          |
| TOTAL POPULATION SERVED BY SOURCE WATER SYSTEM - - - - - |                 |             |              |        |                        | 9270          |                                 |              |
| SUN PRAIRIE  | 1130258         | DANE        | Acid         | ADJ    | 03/50                  | 14008         |                                 | 1.0          |
| TOTAL POPULATION SERVED BY SOURCE WATER SYSTEM - - - - - |                 |             |              |        |                        | 14008         |                                 |              |
| SUNNYSIDE ELEM   | 6480342         | PIERCE      | NaF          | ADJ    | /74                    | 164           |                                 | 4.5          |
| TOTAL POPULATION SERVED BY SOURCE WATER SYSTEM - - - - - |                 |             |              |        |                        | 164           |                                 |              |
| SUPERIOR   | 8160147         | DOUGLAS     | Acid         | ADJ    | /83                    | 27661         |                                 | 1.0          |
| TOTAL POPULATION SERVED BY SOURCE WATER SYSTEM - - - - - |                 |             |              |        |                        | 27661         |                                 |              |
| TAYCHEEDAH CORRECTIONAL INST                             | 4200478         | FOND DU LAC |              | NATL   |                        | 275           |                                 | 0.7          |
| TOTAL POPULATION SERVED BY SOURCE WATER SYSTEM - - - - - |                 |             |              |        |                        | 275           |                                 |              |
| TENNYSON   | 1220120         | GRANT       |              | ADJ    | /62                    | 434           |                                 | 1.0          |
| TOTAL POPULATION SERVED BY SOURCE WATER SYSTEM - - - - - |                 |             |              |        |                        | 434           |                                 |              |
| THERESA  | 1140154         | DODGE       | NaF          | ADJ    | 07/68                  | 794           |                                 | 1.0          |
| TOTAL POPULATION SERVED BY SOURCE WATER SYSTEM - - - - - |                 |             |              |        |                        | 794           |                                 |              |
| THIENSVILLE-CENTURY EST #2                               | 2460144         | OZAUKEE     |              | NATL   |                        | 120           |                                 | 0.7          |
| TOTAL POPULATION SERVED BY SOURCE WATER SYSTEM - - - - - |                 |             |              |        |                        | 120           |                                 |              |
| THIENSVILLE-VILLAGE HEIGHTS                              | 2460145         | OZAUKEE     |              | NATL   |                        | 131           |                                 | 0.7          |
| TOTAL POPULATION SERVED BY SOURCE WATER SYSTEM - - - - - |                 |             |              |        |                        | 131           |                                 |              |
| TIGERTON   | 4590462         | SHAWANO     | Acid         | ADJ    | 06/70                  | 889           |                                 | 1.0          |
| TOTAL POPULATION SERVED BY SOURCE WATER SYSTEM - - - - - |                 |             |              |        |                        | 889           |                                 |              |
| TOMAHAWK   | 7350127         | LANGLADE    | Acid         | ADJ    | 06/51                  | 3560          |                                 | 1.0          |
| TOTAL POPULATION SERVED BY SOURCE WATER SYSTEM - - - - - |                 |             |              |        |                        | 3560          |                                 |              |

POPULATION SERVED FLUORIDATED DRINKING WATER BY SOURCE SYSTEM,  
CONSECUTIVE SYSTEM, AND COUNTY WITHIN STATE (AS OF 12/31/85)

# WISCONSIN

| WATER SYSTEM and<br>CONSECUTIVE SYSTEMS SERVED           | EPA<br>ID<br>NO | COUNTY      | CHEM<br>USED | STATUS | FLUOR<br>START<br>DATE | POP<br>SERVED | NATURAL SYSTEMS<br>NAT<br>LEVEL | OPT<br>LEVEL |
|--|-----------------|-------------|--------------|--------|------------------------|---------------|---------------------------------|--------------|
| TOWN VIEW WATER CORP                                     | 2410573         | MILWAUKEE   |              | NATL   |                        | 403           | 0.7                             |              |
| TOTAL POPULATION SERVED BY SOURCE WATER SYSTEM - - - - - |                 |             |              |        |                        | 403           |                                 |              |
| TREMPEALEAU  | 6620332         | TREMPEALEAU | NaF          | ADJ    | 11/52                  | 1094          |                                 | 1.0          |
| TOTAL POPULATION SERVED BY SOURCE WATER SYSTEM - - - - - |                 |             |              |        |                        | 1094          |                                 |              |
| TWIN LAKES-VAN WOODS                                     | 2300153         | KENOSHA     |              | NATL   |                        | 80            | 0.7                             |              |
| TOTAL POPULATION SERVED BY SOURCE WATER SYSTEM - - - - - |                 |             |              |        |                        | 80            |                                 |              |
| TWO RIVERS   | 4360436         | MANITOWOC   | NaSiF6       | ADJ    | 05/53                  | 13208         |                                 | 1.0          |
| TOTAL POPULATION SERVED BY SOURCE WATER SYSTEM - - - - - |                 |             |              |        |                        | 13208         |                                 |              |
| UNION GROVE  | 2520200         | RACINE      |              | NATL   |                        | 3632          | 1.1                             |              |
| TOTAL POPULATION SERVED BY SOURCE WATER SYSTEM - - - - - |                 |             |              |        |                        | 3632          |                                 |              |
| UNITY  | 7370368         | MARATHON    | NaF          | ADJ    | /81                    | 178           |                                 | 4.5          |
| TOTAL POPULATION SERVED BY SOURCE WATER SYSTEM - - - - - |                 |             |              |        |                        | 178           |                                 |              |
| VALDERS  | 4360437         | MANITOWOC   | Acid         | ADJ    | /81                    | 1029          |                                 | 1.0          |
| TOTAL POPULATION SERVED BY SOURCE WATER SYSTEM - - - - - |                 |             |              |        |                        | 1029          |                                 |              |
| VAN HANDELS MHP #2                                       | 4450422         | OUTAGAMIE   |              | NATL   |                        | 100           | 0.9                             |              |
| TOTAL POPULATION SERVED BY SOURCE WATER SYSTEM - - - - - |                 |             |              |        |                        | 100           |                                 |              |
| VERONA   | 1130259         | DANE        | Acid         | ADJ    | 02/68                  | 3823          |                                 | 1.0          |
| TOTAL POPULATION SERVED BY SOURCE WATER SYSTEM - - - - - |                 |             |              |        |                        | 3823          |                                 |              |
| VESPER   | 7720134         | WOOD        | Acid         | ADJ    | 01/69                  | 657           |                                 | 1.0          |
| TOTAL POPULATION SERVED BY SOURCE WATER SYSTEM - - - - - |                 |             |              |        |                        | 657           |                                 |              |
| WASHBURN   | 8040132         | BAYFIELD    | Acid         | ADJ    | 01/67                  | 2264          |                                 | 1.0          |
| TOTAL POPULATION SERVED BY SOURCE WATER SYSTEM - - - - - |                 |             |              |        |                        | 2264          |                                 |              |
| WATERLOO   | 1280115         | JEFFERSON   | Acid         | ADJ    | 12/64                  | 2606          |                                 | 1.0          |
| TOTAL POPULATION SERVED BY SOURCE WATER SYSTEM - - - - - |                 |             |              |        |                        | 2606          |                                 |              |

POPULATION SERVED FLUORIDATED DRINKING WATER BY SOURCE SYSTEM,  
 CONSECUTIVE SYSTEM, AND COUNTY WITHIN STATE (AS OF 12/31/85)

# WISCONSIN

| WATER SYSTEM and<br>CONSECUTIVE SYSTEMS SERVED           | EPA<br>ID<br>NO | COUNTY     | CHEM<br>USED | STATUS | FLUOR<br>START<br>DATE | POP<br>SERVED | NATURAL SYSTEMS<br>NAT<br>LEVEL | OPT<br>LEVEL |
|--|-----------------|------------|--------------|--------|------------------------|---------------|---------------------------------|--------------|
| WATERTOWN  | 1280044         | JEFFERSON  | Acid         | ADJ    | 12/50                  | 18846         |                                 | 1.0          |
| TOTAL POPULATION SERVED BY SOURCE WATER SYSTEM - - - - - |                 |            |              |        |                        | 18846         |                                 |              |
| WALKESHA   | 2680238         | WALKESHA   | Acid         | ADJ    | 02/71                  | 52723         |                                 | 1.0          |
| TOTAL POPULATION SERVED BY SOURCE WATER SYSTEM - - - - - |                 |            |              |        |                        | 52723         |                                 |              |
| WALNAKEE   | 1130265         | DANE       | Acid         | ADJ    | 04/51                  | 4752          |                                 | 1.0          |
| TOTAL POPULATION SERVED BY SOURCE WATER SYSTEM - - - - - |                 |            |              |        |                        | 4752          |                                 |              |
| WAUPACA  | 4690402         | WAUPACA    | Acid         | ADJ    | 04/70                  | 4825          |                                 | 1.0          |
| TOTAL POPULATION SERVED BY SOURCE WATER SYSTEM - - - - - |                 |            |              |        |                        | 4825          |                                 |              |
| WAUPUN   | 1140131         | DODGE      | NaF          | ADJ    | 11/70                  | 8559          |                                 | 1.0          |
| TOTAL POPULATION SERVED BY SOURCE WATER SYSTEM - - - - - |                 |            |              |        |                        | 8559          |                                 |              |
| WAUSAU   | 7370102         | MARATHON   | NaSiF6       | ADJ    | 09/52                  | 32446         |                                 | 1.0          |
| TOTAL POPULATION SERVED BY SOURCE WATER SYSTEM - - - - - |                 |            |              |        |                        | 32446         |                                 |              |
| WEST BEND  | 2670120         | WASHINGTON | Acid         | ADJ    | 08/50                  | 22372         |                                 | 1.0          |
| TOTAL POPULATION SERVED BY SOURCE WATER SYSTEM - - - - - |                 |            |              |        |                        | 22372         |                                 |              |
| WEST SALEM   | 6320334         | LA CROSSE  | Acid         | ADJ    | 01/67                  | 3668          |                                 | 1.0          |
| TOTAL POPULATION SERVED BY SOURCE WATER SYSTEM - - - - - |                 |            |              |        |                        | 3668          |                                 |              |
| WESTBY   | 6630267         | VERNON     | Acid         | ADJ    | 08/64                  | 1936          |                                 | 1.0          |
| TOTAL POPULATION SERVED BY SOURCE WATER SYSTEM - - - - - |                 |            |              |        |                        | 1936          |                                 |              |
| WESTFIELD ELEM   | 4390309         | MARQUETTE  | NaF          | ADJ    | /79                    | 385           |                                 | 4.5          |
| TOTAL POPULATION SERVED BY SOURCE WATER SYSTEM - - - - - |                 |            |              |        |                        | 385           |                                 |              |
| WESTON SD  | 7370163         | MARATHON   | Acid         | ADJ    | 03/64                  | 10777         |                                 | 1.0          |
| TOTAL POPULATION SERVED BY SOURCE WATER SYSTEM - - - - - |                 |            |              |        |                        | 10777         |                                 |              |
| WEYAUWEGA  | 4690403         | WAUPACA    | Acid         | ADJ    | 01/54                  | 1651          |                                 | 1.0          |
| TOTAL POPULATION SERVED BY SOURCE WATER SYSTEM - - - - - |                 |            |              |        |                        | 1651          |                                 |              |

POPULATION SERVED FLUORIDATED DRINKING WATER BY SOURCE SYSTEM,  
CONSECUTIVE SYSTEM, AND COUNTY WITHIN STATE (AS OF 12/31/85)

**WISCONSIN**

| WATER SYSTEM and<br>CONSECUTIVE SYSTEMS SERVED           | EPA<br>ID<br>NO | COUNTY      | CHEM<br>USED | STATUS | FLUOR<br>START<br>DATE | POP<br>SERVED | NATURAL SYSTEMS<br>NAT<br>LEVEL | OPT<br>LEVEL |
|--|-----------------|-------------|--------------|--------|------------------------|---------------|---------------------------------|--------------|
| WHITEHALL  | 6620275         | TREMPEALEAU | Acid         | ADJ    | 06/51                  | 1599          |                                 | 1.0          |
| TOTAL POPULATION SERVED BY SOURCE WATER SYSTEM - - - - - |                 |             |              |        |                        | 1599          |                                 |              |
| WHITEWATER   | 2650056         | WALWORTH    | Acid         | ADJ    | 01/60                  | 11990         |                                 | 1.0          |
| TOTAL POPULATION SERVED BY SOURCE WATER SYSTEM - - - - - |                 |             |              |        |                        | 11990         |                                 |              |
| WILD WOOD PARK SUBD                                      | 2520189         | RACINE      |              | NATL   |                        | 80            | 0.7                             |              |
| TOTAL POPULATION SERVED BY SOURCE WATER SYSTEM - - - - - |                 |             |              |        |                        | 80            |                                 |              |
| WILLIAMS BAY   | 2650060         | WALWORTH    | Acid         | ADJ    | 10/65                  | 1868          |                                 | 1.0          |
| TOTAL POPULATION SERVED BY SOURCE WATER SYSTEM - - - - - |                 |             |              |        |                        | 1868          |                                 |              |
| WILLIAMSBURG 2 15-20-25-35-40                            | 2460067         | OZAUKEE     |              | NATL   |                        | 80            | 0.8                             |              |
| TOTAL POPULATION SERVED BY SOURCE WATER SYSTEM - - - - - |                 |             |              |        |                        | 80            |                                 |              |
| WILTON   | 6420306         | MONROE      | NaF          | ADJ    | 06/66                  | 469           |                                 | 1.0          |
| TOTAL POPULATION SERVED BY SOURCE WATER SYSTEM - - - - - |                 |             |              |        |                        | 469           |                                 |              |
| WIMMER BLATTER APTS-EAST                                 | 2680220         | WAUKESHA    |              | NATL   |                        | 60            | 0.8                             |              |
| TOTAL POPULATION SERVED BY SOURCE WATER SYSTEM - - - - - |                 |             |              |        |                        | 60            |                                 |              |
| WIMMER BLATTER APTS-EAST                                 | 2680222         | WAUKESHA    |              | NATL   |                        | 60            | 0.8                             |              |
| TOTAL POPULATION SERVED BY SOURCE WATER SYSTEM - - - - - |                 |             |              |        |                        | 60            |                                 |              |
| WINDSOR  | 1130267         | DANE        | Acid         | ADJ    | 05/65                  | 4264          |                                 | 1.0          |
| TOTAL POPULATION SERVED BY SOURCE WATER SYSTEM - - - - - |                 |             |              |        |                        | 4264          |                                 |              |
| WINNEBAGO RESERVATION                                    | 5501101         | WINNEBAGO   | Acid         | ADJ    | 06/68                  | 1587          |                                 | 1.0          |
| TOTAL POPULATION SERVED BY SOURCE WATER SYSTEM - - - - - |                 |             |              |        |                        | 1587          |                                 |              |
| WINNEBAGO RESERVATION                                    | 5501105         | WOOD        | Acid         | ADJ    | 06/72                  | 100           |                                 | 1.0          |
| TOTAL POPULATION SERVED BY SOURCE WATER SYSTEM - - - - - |                 |             |              |        |                        | 100           |                                 |              |
| WINNEBAGO STATE HOSPITAL                                 | 4710455         | WINNEBAGO   |              | NATL   |                        | 930           | 1.3                             |              |
| TOTAL POPULATION SERVED BY SOURCE WATER SYSTEM - - - - - |                 |             |              |        |                        | 930           |                                 |              |

POPULATION SERVED FLUORIDATED DRINKING WATER BY SOURCE SYSTEM,  
 CONSECUTIVE SYSTEM, AND COUNTY WITHIN STATE (AS OF 12/31/85)

# WISCONSIN

| WATER SYSTEM and<br>CONSECUTIVE SYSTEMS SERVED           | EPA<br>ID<br>NO | COUNTY    | CHEM<br>USED | STATUS | FLUOR<br>START<br>DATE | POP<br>SERVED | NATURAL SYSTEMS<br>NAT<br>LEVEL | OPT<br>LEVEL |
|--|-----------------|-----------|--------------|--------|------------------------|---------------|---------------------------------|--------------|
| WISCONSIN DELLS  | 1110113         | COLUMBIA  | Acid         | ADJ    | 03/64                  | 2737          |                                 | 1.0          |
| TOTAL POPULATION SERVED BY SOURCE WATER SYSTEM - - - - - |                 |           |              |        |                        | 2737          |                                 |              |
| WISCONSIN RAPIDS   | 7720108         | WOOD      | NaSiF6       | ADJ    | 01/51                  | 18747         |                                 | 1.0          |
| TOTAL POPULATION SERVED BY SOURCE WATER SYSTEM - - - - - |                 |           |              |        |                        | 18747         |                                 |              |
| WONEWOC  | 7290137         | JUNEAU    | Acid         | ADJ    | 03/53                  | 851           |                                 | 1.0          |
| TOTAL POPULATION SERVED BY SOURCE WATER SYSTEM - - - - - |                 |           |              |        |                        | 851           |                                 |              |
| WOODVILLE  | 6560138         | ST. CROIX | Acid         | ADJ    | /77                    | 919           |                                 | 1.0          |
| TOTAL POPULATION SERVED BY SOURCE WATER SYSTEM - - - - - |                 |           |              |        |                        | 919           |                                 |              |
| WRIGHTSTOWN  | 4050464         | BROWN     |              | NATL   |                        | 1272          | 2.4                             |              |
| TOTAL POPULATION SERVED BY SOURCE WATER SYSTEM - - - - - |                 |           |              |        |                        | 1272          |                                 |              |
| WYEVILLE   | 6420311         | MONROE    | NaF          | ADJ    | /81                    | 192           |                                 | 4.5          |
| TOTAL POPULATION SERVED BY SOURCE WATER SYSTEM - - - - - |                 |           |              |        |                        | 192           |                                 |              |
| YAHARA ELEM  | 1540306         | ROCK      | NaF          | ADJ    | /74                    | 119           |                                 | 4.5          |
| TOTAL POPULATION SERVED BY SOURCE WATER SYSTEM - - - - - |                 |           |              |        |                        | 119           |                                 |              |

POPULATION SERVED FLUORIDATED DRINKING WATER BY SOURCE SYSTEM,  
CONSECUTIVE SYSTEM, AND COUNTY WITHIN STATE (AS OF 12/31/85)

# WYOMING

| WATER SYSTEM and<br>CONSECUTIVE SYSTEMS SERVED           | EPA<br>ID<br>NO | COUNTY   | CHEM<br>USED | STATUS | FLUOR<br>START<br>DATE | POP<br>SERVED | NATURAL SYSTEMS<br>NAT<br>LEVEL | OPT<br>LEVEL |
|--|-----------------|----------|--------------|--------|------------------------|---------------|---------------------------------|--------------|
| CHEYENNE   | 5600011         | LARAMIE  | NaSiF6       | ADJ    | /74                    | 47283         |                                 | 1.0          |
| TOTAL POPULATION SERVED BY SOURCE WATER SYSTEM - - - - - |                 |          |              |        |                        | 47283         |                                 |              |
| CLEARMONT  | 5600013         | SHERIDAN |              | NATL   |                        | 191           | 2.5                             |              |
| TOTAL POPULATION SERVED BY SOURCE WATER SYSTEM - - - - - |                 |          |              |        |                        | 191           |                                 |              |
| FORT WASHAKIE  | 5690003         | FREMONT  | NaF          | ADJ    | /79                    | 1073          |                                 | 1.0          |
| TOTAL POPULATION SERVED BY SOURCE WATER SYSTEM - - - - - |                 |          |              |        |                        | 1073          |                                 |              |
| FRANNIE  | 5600210         | BIG HORN |              | NATL   |                        | 138           | 2.6                             |              |
| TOTAL POPULATION SERVED BY SOURCE WATER SYSTEM - - - - - |                 |          |              |        |                        | 138           |                                 |              |
| GILLETTE   | 5600019         | CAMPBELL |              | NATL   |                        | 12134         | 1.9                             |              |
| TOTAL POPULATION SERVED BY SOURCE WATER SYSTEM - - - - - |                 |          |              |        |                        | 12134         |                                 |              |
| HULETT   | 5600026         | CROOK    |              | NATL   |                        | 291           | 1.8                             |              |
| TOTAL POPULATION SERVED BY SOURCE WATER SYSTEM - - - - - |                 |          |              |        |                        | 291           |                                 |              |
| KEMMERER   | 5600028         | LINCOLN  | NaSiF6       | ADJ    | /73                    | 4573          |                                 | 1.1          |
| TOTAL POPULATION SERVED BY SOURCE WATER SYSTEM - - - - - |                 |          |              |        |                        | 4573          |                                 |              |
| LARAMIE  | 5600029         | ALBANY   | NaSiF6       | ADJ    | 06/66                  | 24410         |                                 | 1.1          |
| TOTAL POPULATION SERVED BY SOURCE WATER SYSTEM - - - - - |                 |          |              |        |                        | 24410         |                                 |              |
| LINCH  | 5600241         | JOHNSON  |              | NATL   |                        | 100           | 2.4                             |              |
| TOTAL POPULATION SERVED BY SOURCE WATER SYSTEM - - - - - |                 |          |              |        |                        | 100           |                                 |              |
| MANDERSON  | 5600204         | BIG HORN |              | NATL   |                        | 174           | 3.9                             |              |
| TOTAL POPULATION SERVED BY SOURCE WATER SYSTEM - - - - - |                 |          |              |        |                        | 174           |                                 |              |
| PAVILLION  | 5600039         | FREMONT  |              | NATL   |                        | 287           | 1.6                             |              |
| TOTAL POPULATION SERVED BY SOURCE WATER SYSTEM - - - - - |                 |          |              |        |                        | 287           |                                 |              |
| POWELL   | 5600042         | PARK     |              | NATL   |                        | 5310          | 0.9                             |              |
| TOTAL POPULATION SERVED BY SOURCE WATER SYSTEM - - - - - |                 |          |              |        |                        | 5310          |                                 |              |

POPULATION SERVED FLUORIDATED DRINKING WATER BY SOURCE SYSTEM,  
CONSECUTIVE SYSTEM, AND COUNTY WITHIN STATE (AS OF 12/31/85)


**WYOMING**

| WATER SYSTEM and<br>CONSECUTIVE SYSTEMS SERVED           | EPA<br>ID<br>NO | COUNTY      | CHEM<br>USED | STATUS | FLUOR<br>START<br>DATE | POP<br>SERVED | NATURAL SYSTEMS<br>NAT<br>LEVEL | OPT<br>LEVEL |
|--|-----------------|-------------|--------------|--------|------------------------|---------------|---------------------------------|--------------|
| RAWLINS  | 5600045         | CARBON      | Acid         | ADJ    | /70                    | 11547         |                                 | 1.1          |
| TOTAL POPULATION SERVED BY SOURCE WATER SYSTEM - - - - - |                 |             |              |        |                        | 11547         |                                 |              |
| SHOSHONI   | 5600053         | FREMONT     |              | NATL   |                        | 879           | 2.0                             |              |
| TOTAL POPULATION SERVED BY SOURCE WATER SYSTEM - - - - - |                 |             |              |        |                        | 879           |                                 |              |
| SINCLAIR   | 5600054         | CARBON      | NaSiF6       | ADJ    | 11/52                  | 586           |                                 | 1.1          |
| TOTAL POPULATION SERVED BY SOURCE WATER SYSTEM - - - - - |                 |             |              |        |                        | 586           |                                 |              |
| THERMOPOLIS  | 5600056         | HOT SPRINGS | NaSiF6       | ADJ    | 12/54                  | 3852          |                                 | 1.0          |
| EAST THERMOPOLIS   | 5600226         | HOT SPRINGS |              | CONS   |                        | 359           |                                 |              |
| TOTAL POPULATION SERVED BY SOURCE WATER SYSTEM - - - - - |                 |             |              |        |                        | 4211          |                                 |              |
| UPTON  | 5600140         | WESTON      |              | NATL   |                        | 1193          | 1.3                             |              |
| TOTAL POPULATION SERVED BY SOURCE WATER SYSTEM - - - - - |                 |             |              |        |                        | 1193          |                                 |              |
| WAMSUTTER  | 5600105         | SWEETWATER  |              | NATL   |                        | 681           | 1.5                             |              |
| TOTAL POPULATION SERVED BY SOURCE WATER SYSTEM - - - - - |                 |             |              |        |                        | 681           |                                 |              |
| YODER  | 5600169         | GOSHEN      |              | NATL   |                        | 110           | 1.1                             |              |
| TOTAL POPULATION SERVED BY SOURCE WATER SYSTEM - - - - - |                 |             |              |        |                        | 110           |                                 |              |









Communities  
Using  
Fluoridated  
Water  
adjusted and natural

COMMUNITIES SERVED FLUORIDATED DRINKING WATER,  
BY COUNTY AND WATER SYSTEM WITHIN STATE (AS OF 12/31/85)

# ALABAMA

| COMMUNITY      | COUNTY     | STATUS | FLUOR<br>START<br>DATE | SYSTEM SUPPLYING<br>FLUORIDATED WATER | SOURCE SYSTEM    |
|----------------|------------|--------|------------------------|---------------------------------------|------------------|
| ABBEVILLE      | HENRY      | ADJ    | 11/76                  | ABBEVILLE                             |                  |
| ALBERTVILLE    | MARSHALL   | ADJ    | 5/57                   | ALBERTVILLE                           |                  |
| ALEXANDER CITY | TALLAPOOSA | ADJ    | 10/69                  | ALEXANDER CITY                        |                  |
| ALICEVILLE     | PICKENS    | ADJ    | 7/78                   | ALICEVILLE                            |                  |
| ANDALUSIA      | COVINGTON  | NATL   |                        | ANDALUSIA                             |                  |
| ANNISTON       | CALHOUN    | ADJ    | 7/60                   | ANNISTON                              |                  |
| ARAB           | MARSHALL   | ADJ    | 12/72                  | ARAB                                  |                  |
| ARLEY          | WINSTON    | NATL   |                        | ARLEY                                 |                  |
| ASHLAND        | CLAY       | CONS   |                        | ASHLAND                               | CLAY CO          |
| ATHENS         | LIMESTONE  | ADJ    | 2/62                   | ATHENS                                |                  |
| ATMORE         | ESCAMBIA   | ADJ    | 10/74                  | ATMORE                                |                  |
| ATTALLA        | ETOWAH     | CONS   |                        | ATTALLA                               | GADSDEN          |
| AUBURN         | LEE        | ADJ    | 6/60                   | AUBURN                                |                  |
| BATLEYTON      | CULLMAN    | CONS   |                        | EAST CULLMAN                          | CULLMAN          |
| BANKS          | PIKE       | CONS   |                        | BANKS                                 | BRUNDIDGE        |
| BAY MINETTE    | BALDWIN    | ADJ    | 12/80                  | BAY MINETTE                           |                  |
| BEAR CREEK     | FRANKLIN   | CONS   |                        | BEAR CREEK                            | UPPER BEAR CREEK |
| BELK           | FAYETTE    | NATL   |                        | BELK                                  |                  |
| BESSEMER       | JEFFERSON  | CONS   |                        | BESSEMER                              | BIRMINGHAM       |
| BIRMINGHAM     | JEFFERSON  | ADJ    | 9/81                   | BIRMINGHAM                            |                  |
| BLUE MOUNTAIN  | CALHOUN    | ADJ    | 7/60                   | ANNISTON                              |                  |
| BOAZ           | MARSHALL   | CONS   |                        | BOAZ                                  | ALBERTVILLE      |
| BRANTLEY       | CRENSHAW   | ADJ    | 10/82                  | BRANTLEY                              |                  |
| BRIGHTON       | JEFFERSON  | ADJ    | 9/81                   | BIRMINGHAM                            |                  |

COMMUNITIES SERVED FLUORIDATED DRINKING WATER,  
BY COUNTY AND WATER SYSTEM WITHIN STATE (AS OF 12/31/85)

# ALABAMA

| COMMUNITY      | COUNTY     | STATUS | FLUOR<br>START<br>DATE | SYSTEM SUPPLYING<br>FLUORIDATED WATER | SOURCE SYSTEM    |
|----------------|------------|--------|------------------------|---------------------------------------|------------------|
| BROOKSIDE      | JEFFERSON  | CONS   |                        | BROOKSIDE                             | BIRMINGHAM       |
| BROWNVILLE     | JEFFERSON  | ADJ    | 9/81                   | BIRMINGHAM                            |                  |
| BRUNDIDGE      | PIKE       | NATL   |                        | BRUNDIDGE                             |                  |
| BUTLER         | CHOCTAW    | ADJ    | 1/82                   | BUTLER                                |                  |
| CAMDEN         | WILCOX     | NATL   |                        | CAMDEN                                |                  |
| CARDIFF        | JEFFERSON  | ADJ    | 9/81                   | BIRMINGHAM                            |                  |
| CEDAR BLUFF    | CHEROKEE   | CONS   |                        | CEDAR BLUFF                           | CENTRE           |
| CENTRE         | CHEROKEE   | ADJ    | 1/82                   | CENTRE                                |                  |
| CENTREVILLE    | BIBB       | ADJ    | 10/84                  | CENTREVILLE                           |                  |
| CHEROKEE       | COLBERT    | ADJ    | 5/67                   | CHEROKEE                              |                  |
| CHILDERSBURG   | TALLADEGA  | ADJ    | 8/85                   | CHILDERSBURG                          |                  |
| CORDOVA        | WALKER     | CONS   |                        | CORDOVA                               | JASPER           |
| COURTLAND      | LAWRENCE   | CONS   |                        | COURTLAND                             | MOULTON          |
| CROSSVILLE     | DEKALB     | CONS   |                        | CROSSVILLE                            | FORT PAYNE       |
| CUBA           | SUMTER     | CONS   |                        | CUBA                                  | YORK             |
| CULLMAN        | CULLMAN    | ADJ    | 11/67                  | CULLMAN                               |                  |
| DADEVILLE      | TALLAPOOSA | ADJ    | 12/67                  | DADEVILLE                             |                  |
| DALEVILLE      | DALE       | ADJ    | 7/81                   | DALEVILLE                             |                  |
| DAPHNE         | BALDWIN    | ADJ    | 11/82                  | DAPHNE                                |                  |
| DAVISTON       | TALLAPOOSA | CONS   |                        | DAVISTON                              | NEW SITE         |
| DECATUR        | MORGAN     | ADJ    | 4/66                   | DECATUR                               |                  |
| DEMOPOLIS      | MARENCO    | NATL   |                        | DEMOPOLIS                             |                  |
| DOTHAN         | HOUSTON    | ADJ    | 4/59                   | DOTHAN                                |                  |
| DOUBLE SPRINGS | WINSTON    | CONS   |                        | DOUBLE SPRINGS                        | UPPER BEAR CREEK |

COMMUNITIES SERVED FLUORIDATED DRINKING WATER,  
BY COUNTY AND WATER SYSTEM WITHIN STATE (AS OF 12/31/85)

# ALABAMA

| COMMUNITY      | COUNTY     | STATUS | FLUOR<br>START<br>DATE | SYSTEM SUPPLYING<br>FLUORIDATED WATER | SOURCE SYSTEM |
|----------------|------------|--------|------------------------|---------------------------------------|---------------|
| DUTTON         | JACKSON    | ADJ    | 4/65                   | SECTION/DUTTON                        |               |
| ECLECTIC       | ELMORE     | CONS   |                        | ECLECTIC                              | TALLASSEE     |
| EDWARDSVILLE   | CLEBURNE   | CONS   |                        | EDWARDSVILLE                          | HEFLIN        |
| ENTERPRISE     | COFFEE     | ADJ    | /74                    | ENTERPRISE                            |               |
| EUFAULA        | BARBOUR    | ADJ    | 5/72                   | EUFAULA                               |               |
| EUTAW          | GREENE     | NATL   |                        | EUTAW                                 |               |
| EVERGREEN      | CONECUH    | ADJ    | 6/85                   | EVERGREEN                             |               |
| FAIRFIELD      | JEFFERSON  | ADJ    | 9/81                   | BIRMINGHAM                            |               |
| FAIRHOPE       | BALDWIN    | ADJ    | 3/81                   | FAIRHOPE                              |               |
| FALKVILLE      | MORGAN     | CONS   |                        | FALKVILLE                             | HARTSELLE     |
| FARVIEW        | CULLMAN    | ADJ    | 11/67                  | CULLMAN                               |               |
| FAYETTE        | FAYETTE    | ADJ    | 2/57                   | FAYETTE                               |               |
| FLORENCE       | LAUDERDALE | ADJ    | 6/68                   | FLORENCE                              |               |
| FOLEY          | BALDWIN    | ADJ    | 10/63                  | FOLEY                                 |               |
| FORKLAND       | GREENE     | NATL   |                        | FORKLAND                              |               |
| FORT DEPOSIT   | LOWNDES    | ADJ    | 6/84                   | FORT DEPOSIT                          |               |
| FORT MCCLELLAN | CALHOUN    | CONS   |                        | FORT MCCLELLAN                        | ANNISTON      |
| FORT PAYNE     | DEKALB     | ADJ    | 2/64                   | FORT PAYNE                            |               |
| FORT RUCKER    | DALE       | ADJ    | 11/61                  | FORT RUCKER                           |               |
| FRANKLIN       | MACON      | CONS   |                        | FRANKLIN                              | MACON CO      |
| FULTONDALE     | JEFFERSON  | ADJ    | 9/81                   | BIRMINGHAM                            |               |
| FYFFE          | DEKALB     | ADJ    | 2/64                   | FORT PAYNE                            |               |
| GADSDEN        | ETOWAH     | ADJ    | 9/80                   | GADSDEN                               |               |
| GAINSVILLE     | SUMTER     | CONS   |                        | SUMTER COUNTY                         | YORK          |

COMMUNITIES SERVED FLUORIDATED DRINKING WATER,  
BY COUNTY AND WATER SYSTEM WITHIN STATE (AS OF 12/31/85)

**ALABAMA**

| COMMUNITY    | COUNTY    | STATUS | FLUOR<br>START<br>DATE | SYSTEM SUPPLYING<br>FLUORIDATED WATER | SOURCE SYSTEM    |
|--------------|-----------|--------|------------------------|---------------------------------------|------------------|
| GARDEN CITY  | CULLMAN   | ADJ    | 11/67                  | CULLMAN                               |                  |
| GARDENDALE   | JEFFERSON | ADJ    | 9/81                   | BIRMINGHAM                            |                  |
| GAYLESVILLE  | CHEROKEE  | ADJ    | 2/64                   | FORT PAYNE                            |                  |
| GEORGIANA    | BUTLER    | NATL   |                        | GEORGIANA                             |                  |
| GERALDINE    | DEKALB    | CONS   |                        | NORTHEAST ALABAMA                     | FORT PAYNE       |
| GOOD HOPE    | CULLMAN   | ADJ    | 11/67                  | CULLMAN                               |                  |
| GORDO        | PICKENS   | ADJ    | 2/65                   | GORDO                                 |                  |
| GRAND BAY    | MOBILE    | ADJ    | 4/82                   | GRAND BAY                             |                  |
| GRAYSVILLE   | JEFFERSON | CONS   |                        | GRAYSVILLE                            | BIRMINGHAM       |
| GRAYSVILLE   | JEFFERSON | ADJ    | 9/81                   | BIRMINGHAM                            |                  |
| GREENVILLE   | BUTLER    | NATL   |                        | GREENVILLE                            |                  |
| GUIN         | MARION    | ADJ    | 4/80                   | GUIN                                  |                  |
| GULF SHORES  | BALDWIN   | ADJ    | 3/82                   | GULF SHORES                           |                  |
| GUNTERSVILLE | MARSHALL  | ADJ    | 11/60                  | GUNTERSVILLE                          |                  |
| HALEYVILLE   | WINSTON   | CONS   |                        | HALEYVILLE                            | UPPER BEAR CREEK |
| HANCEVILLE   | CULLMAN   | CONS   |                        | HANCEVILLE                            | CULLMAN          |
| HARTSELLE    | MORGAN    | ADJ    | 2/73                   | HARTSELLE                             |                  |
| HEADLAND     | HENRY     | ADJ    | 11/68                  | HEADLAND                              |                  |
| HEATH        | COVINGTON | CONS   |                        | HEATH                                 | ANDALUSIA        |
| HEFLIN       | CLEBURNE  | ADJ    | 3/81                   | HEFLIN                                |                  |
| HILLSBORO    | LAWRENCE  | NATL   |                        | HILLSBORO                             |                  |
| HOBSON CITY  | CALHOUN   | CONS   |                        | HOBSON CITY                           | ANNISTON         |
| HOLLY POND   | CULLMAN   | ADJ    | 11/67                  | CULLMAN                               |                  |
| HOLLYWOOD    | JACKSON   | CONS   |                        | HOLLYWOOD                             | SCOTTISBORO      |

COMMUNITIES SERVED FLUORIDATED DRINKING WATER,  
BY COUNTY AND WATER SYSTEM WITHIN STATE (AS OF 12/31/85)

# ALABAMA

| COMMUNITY    | COUNTY     | STATUS | FLUOR<br>START<br>DATE | SYSTEM SUPPLYING<br>FLUORIDATED WATER | SOURCE SYSTEM   |
|--------------|------------|--------|------------------------|---------------------------------------|-----------------|
| HOMWOOD      | JEFFERSON  | ADJ    | 9/81                   | BIRMINGHAM                            |                 |
| HOOVER       | JEFFERSON  | ADJ    | 9/81                   | BIRMINGHAM                            |                 |
| HUEYTOWN     | JEFFERSON  | ADJ    | 9/81                   | BIRMINGHAM                            |                 |
| HUGULEY      | CHAMBERS   | CONS   |                        | HUGULEY                               | WEST POINT PEP. |
| HUNTSVILLE   | MADISON    | ADJ    | 9/59                   | HUNTSVILLE                            |                 |
| IRONDALE     | JEFFERSON  | ADJ    | 9/82                   | IRONDALE                              |                 |
| JACKSON      | CLARKE     | ADJ    | 2/84                   | JACKSON                               |                 |
| JACKSONVILLE | CALHOUN    | ADJ    | 1/81                   | JACKSONVILLE                          |                 |
| JASPER       | WALKER     | ADJ    | 10/68                  | JASPER                                |                 |
| KIMBERLY     | JEFFERSON  | ADJ    | 9/81                   | BIRMINGHAM                            |                 |
| LA FAYETTE   | CHAMBERS   | ADJ    | 1/63                   | LA FAYETTE                            |                 |
| LAKEVIEW     | DEKALB     | CONS   |                        | NORTHEAST ALABAMA                     | FORT PAYNE      |
| LANETT       | CHAMBERS   | CONS   |                        | LANETT                                | WEST POINT PEP. |
| LEXINGTON    | LAUDERDALE | CONS   |                        | LEXINGTON                             | FLORENCE        |
| LIBERTYVILLE | COVINGTON  | CONS   |                        | COMMUNITY                             | ANDALUSIA       |
| LINDEN       | MARENCO    | NATL   |                        | LINDEN                                |                 |
| LINEVILLE    | CLAY       | CONS   |                        | LINEVILLE                             | CLAY CO         |
| LIPSCOMB     | JEFFERSON  | ADJ    | 9/81                   | BIRMINGHAM                            |                 |
| LITTLEVILLE  | COLBERT    | CONS   |                        | LITTLEVILLE                           | TUSCUMBIA       |
| LIVINGSTON   | SUMTER     | ADJ    | 10/55                  | LIVINGSTON                            |                 |
| LOACHAPOLKA  | LEE        | CONS   |                        | LOACHAPOLKA                           | TUSKEGEE        |
| LUVERNE      | CRENSHAW   | ADJ    | 10/80                  | LUVERNE                               |                 |
| MAYTOWN      | JEFFERSON  | ADJ    | 9/81                   | BIRMINGHAM                            |                 |
| MENTONE      | DEKALB     | CONS   |                        | MENTONE                               | FORT PAYNE      |



COMMUNITIES SERVED FLUORIDATED DRINKING WATER,  
 BY COUNTY AND WATER SYSTEM WITHIN STATE (AS OF 12/31/85)

# ALABAMA

| COMMUNITY      | COUNTY     | STATUS | FLUOR<br>START<br>DATE | SYSTEM SUPPLYING<br>FLUORIDATED WATER | SOURCE SYSTEM  |
|----------------|------------|--------|------------------------|---------------------------------------|----------------|
| MIDFIELD       | JEFFERSON  | ADJ    | 9/81                   | BIRMINGHAM                            |                |
| MOBILE         | SHELBY     | ADJ    | 7/58                   | MOBILE                                |                |
| MONROEVILLE    | MONROE     | ADJ    | 5/82                   | MONROEVILLE                           |                |
| MONTEVALLO     | SHELBY     | ADJ    | 5/63                   | MONTEVALLO                            |                |
| MONTGOMERY     | MONTGOMERY | ADJ    | 5/79                   | MONTGOMERY                            |                |
| MORRIS         | JEFFERSON  | ADJ    | 9/81                   | BIRMINGHAM                            |                |
| MOULTON        | LAWRENCE   | ADJ    | 7/71                   | MOULTON                               |                |
| MOUNTAIN BROOK | JEFFERSON  | ADJ    | 9/81                   | BIRMINGHAM                            |                |
| MULGA          | JEFFERSON  | CONS   |                        | MULGA                                 | BIRMINGHAM     |
| MUSCLE SHOALS  | COLBERT    | ADJ    | 2/75                   | MUSCLE SHOALS                         |                |
| NAPIER FIELD   | DALE       | CONS   |                        | NAPIER FIELD                          | DOTHAN         |
| NEW SITE       | TALLSPOOSA | CONS   |                        | NEW SITE                              | ALEXANDER CITY |
| NORTH JOHNS    | JEFFERSON  | ADJ    | 9/81                   | BIRMINGHAM                            |                |
| NORTH MARSHALL | MARSHALL   | ADJ    | 2/71                   | NORTH MARSHALL                        |                |
| NORTHPORT      | TUSCALOOSA | CONS   |                        | NORTHPORT                             | TUSCALOOSA     |
| NOTASULGA      | MACON      | CONS   |                        | NOTASULGA                             | TUSKEGEE       |
| OAKMAN         | WALKER     | CONS   |                        | OAKMAN                                | JASPER         |
| ONEONTA        | BLOUNT     | ADJ    | 2/62                   | ONEONTA                               |                |
| OPELIKA        | LEE        | ADJ    | 7/58                   | OPELIKA                               |                |
| ORRVILLE       | DALLAS     | NATL   |                        | ORRVILLE                              |                |
| OXFORD         | CALHOUN    | CONS   |                        | OXFORD                                | ANNISTON       |
| OZARK          | DALE       | ADJ    | 8/60                   | OZARK                                 |                |
| PARRISH        | WALKER     | CONS   |                        | PARRISH                               | JASPER         |
| PELL CITY      | ST. CLAIR  | ADJ    | 12/80                  | PELL CITY                             |                |

COMMUNITIES SERVED FLUORIDATED DRINKING WATER,  
BY COUNTY AND WATER SYSTEM WITHIN STATE (AS OF 12/31/85)

# ALABAMA

| COMMUNITY        | COUNTY    | STATUS | FLUOR<br>START<br>DATE | SYSTEM SUPPLYING<br>FLUORIDATED WATER | SOURCE SYSTEM    |
|------------------|-----------|--------|------------------------|---------------------------------------|------------------|
| PHENIX CITY      | RUSSELL   | ADJ    | 2/75                   | PHENIX CITY                           |                  |
| PHIL CAMPBELL    | FRANKLIN  | CONS   |                        | PHIL CAMPBELL                         | UPPER BEAR CREEK |
| PIEDMONT         | CLAHOUN   | ADJ    | 3/85                   | PIEDMONT                              |                  |
| PINE APPLE       | WILCOX    | NATL   |                        | PINE APPLE                            |                  |
| PINE HILL        | WILCOX    | ADJ    | 10/82                  | PINE HILL                             |                  |
| PLEASANT GROVE   | JEFFERSON | CONS   |                        | PLEASANT GROVE                        | BIRMINGHAM       |
| PRATTVILLE       | AUTAUGU   | ADJ    | 1/81                   | PRATTVILLE                            |                  |
| PRICHARD         | MOBILE    | ADJ    | 4/83                   | PRICHARD                              |                  |
| RAINBOW          | ETOWAH    | CONS   |                        | RAINBOW                               | GADSDEN          |
| RANBURNE         | CLEBURNE  | CONS   |                        | RANBURNE                              | BOWDON, GA       |
| REDSTONE ARSENAL | MADISON   | ADJ    | 6/56                   | REDSTONE ARSENAL                      |                  |
| ROCKFORD         | COOSA     | CONS   |                        | ROCKFORD                              | RAY COMMUNITY    |
| ROOSEVELT CITY   | JEFFERSON | ADJ    | 9/81                   | BIRMINGHAM                            |                  |
| RUSSELLVILLE     | FRANKLIN  | ADJ    | 10/67                  | RUSSELLVILLE                          |                  |
| SARDIS CITY      | ETOWAH    | CONS   |                        | SARDIS CITY                           | BOAZ             |
| SCOTTSBORO       | JACKSON   | ADJ    | 7/61                   | SCOTTSBORO                            |                  |
| SECTION          | JACKSON   | ADJ    | 4/65                   | SECTION/DUTTON                        |                  |
| SELMA            | DALLAS    | ADJ    | 11/79                  | SELMA                                 |                  |
| SHEFFIELD        | COLBERT   | ADJ    | 12/52                  | SHEFFIELD                             |                  |
| SILVERHILL       | BALDWIN   | ADJ    | 7/84                   | SILVERHILL                            |                  |
| SOUTH VINEMONT   | CULLMAN   | ADJ    | 11/67                  | CULLMAN                               |                  |
| SOUTHSIDE        | ETOWAH    | ADJ    | 2/84                   | SOUTHSIDE                             |                  |
| SUMMERDALE       | BALDWIN   | ADJ    | 2/83                   | SUMMERDALE                            |                  |
| SYLACAUGA        | TALLADEGA | ADJ    | 11/82                  | SYLACAUGA                             |                  |

COMMUNITIES SERVED FLUORIDATED DRINKING WATER,  
BY COUNTY AND WATER SYSTEM WITHIN STATE (AS OF 12/31/85)

# ALABAMA

| COMMUNITY      | COUNTY     | STATUS | FLUOR<br>START<br>DATE | SYSTEM SUPPLYING<br>FLUORIDATED WATER | SOURCE SYSTEM |
|----------------|------------|--------|------------------------|---------------------------------------|---------------|
| SYLVAN SPRINGS | JEFFERSON  | ADJ    | 9/81                   | BIRMINGHAM                            |               |
| TALLADEGA      | TALLADEGA  | ADJ    | 2/79                   | TALLADEGA                             |               |
| TALLASSEE      | ELMORE     | ADJ    | 2/67                   | TALLASSEE                             |               |
| TARRANT CITY   | JEFFERSON  | ADJ    | 9/81                   | BIRMINGHAM                            |               |
| THOMASTON      | MARENCO    | NATL   |                        | THOMASTON                             |               |
| THOMASVILLE    | CLARKE     | CONS   |                        | THOMASVILLE                           | PINE HILL     |
| TRAFFORD       | JEFFERSON  | ADJ    | 9/81                   | BIRMINGHAM                            |               |
| TRINITY        | MORGAN     | CONS   |                        | TRINITY                               | DECATUR       |
| TROY           | PIKE       | ADJ    | 5/74                   | TROY                                  |               |
| TRUSSVILLE     | JEFFERSON  | ADJ    | 2/82                   | TRUSSVILLE                            |               |
| TUSCALOOSA     | TUSCALOOSA | ADJ    | 7/51                   | TUSCALOOSA                            |               |
| TUSCUMBIA      | COLBERT    | ADJ    | 6/63                   | TUSCUMBIA                             |               |
| TUSKEGEE       | MACON      | ADJ    | 2/67                   | TUSKEGEE                              |               |
| UNION GROVE    | MARSHALL   | CONS   |                        | UNION GROVE                           | ARAB          |
| VERNON         | LAMAR      | ADJ    | 2/81                   | VERNON                                |               |
| VESTAVIA HILLS | JEFFERSON  | ADJ    | 9/81                   | BIRMINGHAM                            |               |
| WALDO          | TALLADEGA  | CONS   |                        | WALDO                                 | TALLADEGA     |
| WARRIOR        | JEFFERSON  | ADJ    | 9/81                   | BIRMINGHAM                            |               |
| WATERLOO       | LAUDERDALE | CONS   |                        | WATERLOO                              | FLORENCE      |
| WEST JEFFERSON | JEFFERSON  | CONS   |                        | WEST JEFFERSON                        | BIRMINGHAM    |
| WEST POINT     | CULLMAN    | ADJ    | 11/67                  | CULLMAN                               |               |
| WETUMPKA       | ELMORE     | CONS   |                        | WETUMPKA                              | MONTGOMERY    |
| WINFIELD       | MARION     | ADJ    | 12/72                  | WINFIELD                              |               |
| YORK           | SUMTER     | ADJ    | 1/59                   | YORK                                  |               |

COMMUNITIES SERVED FLUORIDATED DRINKING WATER,  
BY COUNTY AND WATER SYSTEM WITHIN STATE (AS OF 12/31/85)

# ALASKA

| COMMUNITY               | COUNTY               | STATUS | FLUOR<br>START<br>DATE | SYSTEM SUPPLYING<br>FLUORIDATED WATER | SOURCE SYSTEM |
|-------------------------|----------------------|--------|------------------------|---------------------------------------|---------------|
| AKHIOK                  | KODIAK ISLAND        | ADJ    |                        | AKHIOK                                |               |
| AKUTAN                  | ALEUTIAN ISLANDS     | ADJ    |                        | AKUTAN                                |               |
| ALAKANUK                | WADE HAMPTON         | ADJ    |                        | ALAKANUK                              |               |
| ALLAKAKET               | YUKON-KOYUKUK CENSUS | ADJ    |                        | ALLAKAKET                             |               |
| AMBLER                  | KOBUK CENSUS AREA    | ADJ    |                        | AMBLER                                |               |
| ANCHORAGE               | ANCHORAGE BOROUGH    | ADJ    |                        | ANCHORAGE                             |               |
| ANGOON                  | SKAGWAY-YAKUTAT-ANGO | ADJ    |                        | ANGOON                                |               |
| ANNETTE                 | PRINCE OF WALES      | ADJ    |                        | ANNETTE                               |               |
| ANVIK                   | YUKON-KOYUKUK CENSUS | ADJ    |                        | ANVIK                                 |               |
| ARCTIC VILLAGE          | YUKON-KOYUKUK CENSUS | ADJ    |                        | ARCTIC VILLAGE                        |               |
| ATIKA                   | ALEUTIAN ISLANDS     | ADJ    |                        | ATIKA                                 |               |
| ATMAUTLUAK              | BETHEL CENSUS AREA   | ADJ    |                        | ATMAUTLUAK                            |               |
| BARROW                  | NORTH SLOPE          | ADJ    |                        | BARROW                                |               |
| BETHEL                  | BETHEL CENSUS AREA   | ADJ    |                        | BETHEL                                |               |
| BREVIG MISSION          | NOME CENSUS AREA     | ADJ    |                        | BREVIG MISSION                        |               |
| BUCKLAND                | KOBUK CENSUS AREA    | ADJ    |                        | BUCKLAND                              |               |
| CHALKYTTSIK             | YUKON-KOYUKUK CENSUS | ADJ    |                        | CHALKYTTSIK                           |               |
| CHEFORNAK               | BETHEL CENSUS AREA   | ADJ    |                        | CHEFORNAK                             |               |
| CHEVAK                  | WADE HAMPTON CENSUS  | ADJ    |                        | CHEVAK                                |               |
| CHIGNIK LAKE            | DILLINGHAM CENSUS    | ADJ    |                        | CHIGNIK LAKE                          |               |
| CLARKS POINT            | DILLINGHAM CENSUS    | ADJ    |                        | CLARKS POINT                          |               |
| CLEAR AIR FORCE STATION |                      | ADJ    |                        | CLEAR AIR FORCE STATION               |               |
| CRAIG                   | PRINCE OF WALES      | ADJ    |                        | CRAIG                                 |               |
| DEERING                 | KOBUK CENSUS AREA    | ADJ    |                        | DEERING                               |               |

COMMUNITIES SERVED FLUORIDATED DRINKING WATER,  
BY COUNTY AND WATER SYSTEM WITHIN STATE (AS OF 12/31/85)

# ALASKA

| COMMUNITY     | COUNTY               | STATUS | FLUOR<br>START<br>DATE | SYSTEM SUPPLYING<br>FLUORIDATED WATER | SOURCE SYSTEM |
|---------------|----------------------|--------|------------------------|---------------------------------------|---------------|
| DILLINGHAM    | DILLINGHAM           | ADJ    |                        | DILLINGHAM                            |               |
| DOT LAKE      | SOUTHEAST FAIRBANKS  | ADJ    |                        | DOT LAKE                              |               |
| EAGLE VILLAGE | SOUTHEAST FAIRBANKS  | ADJ    |                        | EAGLE VILLAGE                         |               |
| EEK           | BETHEL               | ADJ    |                        | EEK                                   |               |
| EIELSON AFB   | FAIRBANKS NORTH STAR | ADJ    |                        | EIELSON AIR FORCE BASE                |               |
| ELIM          | NOME                 | ADJ    |                        | ELIM                                  |               |
| EMMONAK       | WADE HAMPTON         | ADJ    |                        | EMMONAK                               |               |
| ENGLISH BAY   | KENAI PENINSULA      | ADJ    |                        | ENGLISH BAY                           |               |
| FAIRBANKS     | FAIRBANKS NORTH STAR | ADJ    |                        | FAIRBANKS                             |               |
| FALSE PASS    | ALEUTIAN ISLANDS     | ADJ    |                        | FALSE PASS                            |               |
| FORT GREELY   | FAIRBANKS NORTH STAR | ADJ    |                        | FORT GREELY-MAIN POST                 |               |
| FORT YUKON    | YUKON-KOYUKUK CENSUS | ADJ    |                        | FORT YUKON                            |               |
| GALENA        | YUKON-KOYUKUK CENSUS | ADJ    |                        | GALENA                                |               |
| GAMBELL       | NOME CENSUS AREA     | ADJ    |                        | GAMBELL                               |               |
| GOLOVIN       | NOME CENSUS AREA     | ADJ    |                        | GOLOVIN                               |               |
| GRAYLING      | YUKON-KOYUKUK CENSUS | ADJ    |                        | GRAYLING                              |               |
| GULKANA       | VALDEZ-CORDOVA       | ADJ    |                        | GULKANA                               |               |
| HOLY CROSS    | YUKON-KOYUKUK CENSUS | ADJ    |                        | HOLY CROSS                            |               |
| HOONAH        | SKAGWAY-YAKUTAT-ANCO | ADJ    |                        | HOONAH                                |               |
| HOOPER BAY    | WADE HAMPTON CENSUS  | ADJ    |                        | HOOPER BAY #1                         |               |
| HOOPER BAY    | WADE HAMPTON CENSUS  | ADJ    |                        | HOOPER BAY #2                         |               |
| HUGHES        | YUKON-KOYUKUK CENSUS | ADJ    |                        | HUGHES                                |               |
| HUSLIA        | YUKON-KOYUKUK CENSUS | ADJ    |                        | HUSLIA                                |               |
| HYDABURG      | PRINCE OF WALES      | ADJ    |                        | HYDABURG                              |               |

COMMUNITIES SERVED FLUORIDATED DRINKING WATER,  
 BY COUNTY AND WATER SYSTEM WITHIN STATE (AS OF 12/31/85)

**ALASKA**

| COMMUNITY    | COUNTY               | STATUS | FLUOR<br>START<br>DATE | SYSTEM SUPPLYING<br>FLUORIDATED WATER | SOURCE SYSTEM |
|--------------|----------------------|--------|------------------------|---------------------------------------|---------------|
| IGTUGIG      | DILLINGHAM           | ADJ    |                        | IGTUGIG                               |               |
| JUNEAU       | JUNEAU BOROUGH       | ADJ    |                        | JUNEAU                                |               |
| KAKE         | WRANGELL-PETERSBURG  | ADJ    |                        | KAKE                                  |               |
| KAKTOVIK     | NORTH SLOPE BOROUGH  | ADJ    |                        | KAKTOVIK                              |               |
| KALTAG       | YUKON-KOYUKUK CENSUS | ADJ    |                        | KALTAG                                |               |
| KARLUK       | KODIAK ISLAND        | ADJ    |                        | KARLUK                                |               |
| KASAAN       | PRINCE OF WALES      | ADJ    |                        | KASAAN                                |               |
| KIANA        | KOBUK CENSUS AREA    | ADJ    |                        | KIANA                                 |               |
| KIPNUK       | BETHEL CENSUS AREA   | ADJ    |                        | KIPNUK                                |               |
| KIVALINA     | KOBUK CENSUS AREA    | ADJ    |                        | KIVALINA                              |               |
| KLAWOCK      | PRINCE OF WALES      | ADJ    |                        | KLAWOCK                               |               |
| KLUKWAN      | HAINES BOROUGH       | ADJ    |                        | KLUKWAN                               |               |
| KOBUK        | KOBUK CENSUS AREA    | ADJ    |                        | KOBUK                                 |               |
| KOLIGANEK    | DILLINGHAM CENSUS    | ADJ    |                        | KOLIGANEK                             |               |
| KONGIGANEK   | BETHEL CENSUS AREA   | ADJ    |                        | KONGIGANEK                            |               |
| KOTLIK       | WADE HAMPTON CENSUS  | ADJ    |                        | KOTLIK                                |               |
| KOTZEBUE     | KOBUK CENSUS AREA    | ADJ    |                        | KOTZEBUE                              |               |
| KOYUK        | NOME CENSUS AREA     | ADJ    |                        | KOYUK                                 |               |
| KOYUKUK      | YUKON-KOYUKUK CENSUS | ADJ    |                        | KOYUKUK                               |               |
| KWETHLUK     | BETHEL CENSUS AREA   | ADJ    |                        | KWETHLUK                              |               |
| LARSEN BAY   | KODIAK ISLAND        | ADJ    |                        | LARSEN BAY                            |               |
| LOWER KALSAG | BETHEL CENSUS AREA   | ADJ    |                        | LOWER KALSAG                          |               |
| MANOKOTAK    | BRISTOL BAY          | ADJ    |                        | MANOKOTAK                             |               |
| MCGRAITH     | YUKON-KOYUKUK CENSUS | ADJ    |                        | MCGRAITH                              |               |

COMMUNITIES SERVED FLUORIDATED DRINKING WATER,  
BY COUNTY AND WATER SYSTEM WITHIN STATE (AS OF 12/31/85)

# ALASKA

| COMMUNITY        | COUNTY               | STATUS | FLUOR<br>START<br>DATE | SYSTEM SUPPLYING<br>FLUORIDATED WATER | SOURCE SYSTEM |
|------------------|----------------------|--------|------------------------|---------------------------------------|---------------|
| METLAKATLA       | KETCHIKAN GATEWAY    | ADJ    |                        | METLAKATLA                            |               |
| MINTO            | YUKON-KOYUKUK CENSUS | ADJ    |                        | MINTO                                 |               |
| MOUNTAIN VILLAGE | WADE HAMPTON CENSUS  | ADJ    |                        | MOUNTAIN VILLAGE                      |               |
| NAKNEK           | BRISTOL BAY          | ADJ    |                        | NAKNEK                                |               |
| NAPAKIAK         | BETHEL CENSUS AREA   | ADJ    |                        | NAPAKIAK                              |               |
| NAPASKIAK        | BETHEL CENSUS AREA   | ADJ    |                        | NAPASKIAK                             |               |
| NEW STUYAHOK     | BRISTOL BAY          | ADJ    |                        | NEW STUYAHOK                          |               |
| NEWTOK           | BETHEL/WADE HAMPTON  | ADJ    |                        | NEWTOK                                |               |
| NOATAK           | KOBUK CENSUS AREA    | ADJ    |                        | NOATAK                                |               |
| NOME             | NOME CENSUS AREA     | ADJ    |                        | NOME                                  |               |
| NONDALTON        | BRISTOL BAY          | ADJ    |                        | NONDALTON                             |               |
| NOORVIK          | KOBUK CENSUS AREA    | ADJ    |                        | NOORVIK                               |               |
| NORTH POLE       | FAIRBANKS NORTH STAR | ADJ    |                        | NORTH POLE UTILITIES                  |               |
| NUIQSUT          | NORTH SLOPE BOROUGH  | ADJ    |                        | NUIQSUT                               |               |
| NULATO           | YUKON-KOYUKUK CENSUS | ADJ    |                        | NULATO (PHS)                          |               |
| NULATO (VSW)     |                      | ADJ    |                        | NULATO (VSW)                          |               |
| OLD HARBOR       | KODIAK ISLAND        | ADJ    |                        | OLD HARBOR                            |               |
| OSCARVILLE       | BETHEL CENSUS AREA   | ADJ    |                        | OSCARVILLE                            |               |
| OZINKIE          | KODIAK ISLAND        | ADJ    |                        | OZINKIE                               |               |
| PERRYVILLE       | DILLINGHAM CENSUS    | ADJ    |                        | PERRYVILLE                            |               |
| PETERSBURG       | WRANGELL-PETERSBURG  | ADJ    |                        | PETERSBURG                            |               |
| PILOT STATION    | WADE HAMPTON CENSUS  | ADJ    |                        | PILOT STATION                         |               |
| PITKAS POINT     | WADE HAMPTON CENSUS  | ADJ    |                        | PITKAS POINT                          |               |
| POINT LAY        | NORTH SLOPE BOROUGH  | ADJ    |                        | POINT LAY                             |               |

COMMUNITIES SERVED FLUORIDATED DRINKING WATER,  
BY COUNTY AND WATER SYSTEM WITHIN STATE (AS OF 12/31/85)

# ALASKA

| COMMUNITY       | COUNTY               | STATUS | FLUOR<br>START<br>DATE | SYSTEM SUPPLYING<br>FLUORIDATED WATER | SOURCE SYSTEM |
|-----------------|----------------------|--------|------------------------|---------------------------------------|---------------|
| PORT GRAHAM     | KENAI PENINSULA      | ADJ    |                        | PORT GRAHAM                           |               |
| PORT LIONS      | KODIAK ISLAND        | ADJ    |                        | PORT LIONS                            |               |
| QUINHAGAK       | BETHEL CENSUS AREA   | ADJ    |                        | QUINHAGAK                             |               |
| RUSSIAN MISSION | WADE HAMPTON CENSUS  | ADJ    |                        | RUSSIAN MISSION                       |               |
| SAINT MARY'S    | WADE HAMPTON CENSUS  | ADJ    |                        | SAINT MARY'S                          |               |
| SAINT MICHAEL   | NOME CENSUS AREA     | ADJ    |                        | SAINT MICHAEL                         |               |
| SAINT PAUL      | PRIBILOF ISLANDS     | ADJ    |                        | SAINT PAUL                            |               |
| SAND POINT      | ALEUTIAN ISLANDS     | ADJ    |                        | SAND POINT                            |               |
| SAVOONCA        | NOME CENSUS AREA     | ADJ    |                        | SAVOONCA                              |               |
| SAXMAN          | KETCHIKAN GATEWAY    | ADJ    |                        | SAXMAN                                |               |
| SCAMMON BAY     | WADE HAMPTON CENSUS  | ADJ    |                        | SCAMMON BAY                           |               |
| SELAWIK         | KOBUK CENSUS AREA    | ADJ    |                        | SELAWIK                               |               |
| SELDOVIA        | KENAI PENINSULA      | ADJ    |                        | SELDOVIA                              |               |
| SHAGELUK        | YUKON-KOYUKUK CENSUS | ADJ    |                        | SHAGELUK                              |               |
| SHAKTOOLIK      | NOME CENSUS AREA     | ADJ    |                        | SHAKTOOLIK                            |               |
| SHELDONS POINT  | WADE HAMPTON CENSUS  | ADJ    |                        | SHELDONS POINT                        |               |
| SHISMAREF       | NOME CENSUS AREA     | ADJ    |                        | SHISMAREF                             |               |
| SHUNGNAK        | KOBUK CENSUS AREA    | ADJ    |                        | SHUNGNAK                              |               |
| SITKA           | SITKA BOROUGH        | ADJ    |                        | SITKA                                 |               |
| SOUTH NAKNEK    | BRISTOL BAY          | ADJ    |                        | SOUTH NAKNEK                          |               |
| STEBBINS        | NOME CENSUS AREA     | ADJ    |                        | STEBBINS                              |               |
| STEVENS VILLAGE | YUKON-KOYUKUK CENSUS | ADJ    |                        | STEVENS VILLAGE                       |               |
| TAKOTNA         | YUKON-KOYUKUK CENSUS | ADJ    |                        | TAKOTNA                               |               |
| TANACROSS       | FAIRBANKS NORTH STAR | ADJ    |                        | TANACROSS                             |               |



COMMUNITIES SERVED FLUORIDATED DRINKING WATER,  
 BY COUNTY AND WATER SYSTEM WITHIN STATE (AS OF 12/31/85)

# ALASKA

| COMMUNITY    | COUNTY               | STATUS | FLUOR<br>START<br>DATE | SYSTEM SUPPLYING<br>FLUORIDATED WATER | SOURCE SYSTEM |
|--------------|----------------------|--------|------------------------|---------------------------------------|---------------|
| TANANA (VSW) | YUKON-KOYUKUK CENSUS | ADJ    |                        | TANANA (VSW)                          |               |
| TATTILEK     | VALDEZ-CORDOVA       | ADJ    |                        | TATTILEK                              |               |
| TELLER       | NOME CENSUS AREA     | ADJ    |                        | TELLER                                |               |
| TETLIN       | SOUTHEAST FAIRBANKS  | ADJ    |                        | TETLIN                                |               |
| TOGLAK       | BRISTOL BAY          | ADJ    |                        | TOGLAK                                |               |
| TOKSOOK BAY  | BETHEL CENSUS AREA   | ADJ    |                        | TOKSOOK BAY                           |               |
| TULUKSAK     | BETHEL CENSUS AREA   | ADJ    |                        | TULUKSAK                              |               |
| TUNTUTULIAK  | BETHEL CENSUS AREA   | ADJ    |                        | TUNTUTULIAK                           |               |
| TUNUNAK      | BETHEL CENSUS AREA   | ADJ    |                        | TUNUNAK                               |               |
| TWIN FALLS   | DILLINGHAM CENSUS    | ADJ    |                        | TWIN HILLS                            |               |
| TYONEK       | KENAI PENINSULA      | ADJ    |                        | TYONEK                                |               |
| UNALAKLEET   | NOME CENSUS AREA     | ADJ    |                        | UNALAKLEET                            |               |
| VENETTIE     | YUKON-KOYUKUK CENSUS | ADJ    |                        | VENETTIE                              |               |
| WALES        | NOME CENSUS AREA     | ADJ    |                        | WALES                                 |               |
| YAKUTAT      | SKAGWAY-YAKUTAT-ANGO | ADJ    |                        | YAKUTAT                               |               |

COMMUNITIES SERVED FLUORIDATED DRINKING WATER,  
BY COUNTY AND WATER SYSTEM WITHIN STATE (AS OF 12/31/85)

# ARIZONA

| COMMUNITY              | COUNTY   | STATUS | FLUOR<br>START<br>DATE | SYSTEM SUPPLYING<br>FLUORIDATED WATER | SOURCE SYSTEM |
|------------------------|----------|--------|------------------------|---------------------------------------|---------------|
| AJO                    | PIMA     | NATL   |                        | AJO IMPROV CO                         |               |
| AJO                    | PIMA     | NATL   |                        | AJO-AZ WTR CO                         |               |
| AJO                    | PIMA     | NATL   |                        | AJO IMPROV CO-PD PLANT                |               |
| APACHE JUNCTION        | PINAL    | NATL   |                        | APACHE JUNCTION                       |               |
| APACHE JUNCTION (PART) | PINAL    | NATL   |                        | PALM SPRINGS SUB                      |               |
| AVONDALE               | MARICOPA | NATL   |                        | AVONDALE                              |               |
| BAGDAD                 | YAVAPAI  | NATL   |                        | BAGDAD                                |               |
| BENSON                 | COCHISE  | NATL   |                        | BENSON                                |               |
| BISBEE                 | COCHISE  | ADJ    | /73                    | BISBEE                                |               |
| BUCKEYE                | MARICOPA | NATL   |                        | BUCKEYE                               |               |
| CASA GRANDE            | PINAL    | NATL   |                        | CASA GRANDE                           |               |
| CAVE CREEK             | MARICOPA | NATL   |                        | CAVE CREEK                            |               |
| CIRCLE CITY WC         | MARICOPA | NATL   |                        | CONSOL WTR CO-CITY CIRCLE             |               |
| COOLIDGE               | PINAL    | NATL   |                        | COOLIDGE                              |               |
| DOUGLAS                | COCHISE  | NATL   |                        | DOUGLAS                               |               |
| DUNCAN                 | GREENLEE | NATL   |                        | DUNCAN                                |               |
| EAGAR                  | APACHE   | NATL   |                        | EAGAR                                 |               |
| ELOY                   | PINAL    | NATL   |                        | ELOY                                  |               |
| FLORENCE               | PINAL    | NATL   |                        | FLORENCE                              |               |
| FOUNTAIN HILLS         | MARICOPA | NATL   |                        | CHAPARRAL WC-FOUNTAIN HILLS           |               |
| GILA BEND              | MARICOPA | NATL   |                        | GILA BEND                             |               |
| HAYDEN                 | GILA     | NATL   |                        | HAYDEN                                |               |
| KEARNY                 | PINAL    | NATL   |                        | KEARNY                                |               |
| KINGMAN                | MOHAVE   | NATL   |                        | KINGMAN                               |               |

COMMUNITIES SERVED FLUORIDATED DRINKING WATER,  
BY COUNTY AND WATER SYSTEM WITHIN STATE (AS OF 12/31/85)

# ARIZONA

| COMMUNITY          | COUNTY     | STATUS | FLUOR<br>START<br>DATE | SYSTEM SUPPLYING<br>FLUORIDATED WATER | SOURCE SYSTEM |
|--------------------|------------|--------|------------------------|---------------------------------------|---------------|
| LAKE HAVASU CITY   | MOHAVE     | NATL   |                        | LAKE HAVASU CITY                      |               |
| LITCHFIELD PARK    | MARICOPA   | NATL   |                        | LITCHFIELD PARK                       |               |
| LUKE AFB           | MARICOPA   | NATL   |                        | LUKE AFB                              |               |
| MAMMOTH            | PINAL      | NATL   |                        | MAMMOTH                               |               |
| MANY FARMS         | APACHE     | NATL   |                        | MANY FARMS COMMUNITY                  |               |
| NOGALES            | SANTA CRUZ | NATL   |                        | NOGALES WATER DEPT                    |               |
| PARKER             | LA PAZ     | NATL   |                        | PARKER                                |               |
| PAYSON             | GILA       | NATL   |                        | PAYSON                                |               |
| PAYSON (PART)      | GILA       | ADJ    | 6/85                   | WHITE RIVER                           |               |
| PIMA               | GRAHAM     | NATL   |                        | PIMA                                  |               |
| RANDOLPH           | PINAL      | NATL   |                        | COOLIDGE                              |               |
| SAFFORD            | GRAHAM     | NATL   |                        | SAFFORD                               |               |
| SAN CARLOS         | GILA       | ADJ    | 5/85                   | SAN CARLOS BIA                        |               |
| SAN MANUEL         | PINAL      | NATL   |                        | SAN MANUEL                            |               |
| SCOTTSDALE         | MARICOPA   | NATL   |                        | SCOTTSDALE                            |               |
| SELLS              | PIMA       | ADJ    | 4/84                   | SELLS                                 |               |
| TEMPE              | MARICOPA   | ADJ    | /65                    | TEMPE                                 |               |
| THATCHER           | GRAHAM     | NATL   |                        | SAFFORD                               |               |
| TOLLESON (PART)    | MARICOPA   | NATL   |                        | GARCIA WC-SWEETWATER # 1              |               |
| TOMBSTONE          | COCHISE    | NATL   |                        | TOMBSTONE                             |               |
| TUCSON (PART)      | PUMA       | NATL   |                        | K & V WTR CO                          |               |
| TUSCON (PART)      | PIMA       | NATL   |                        | WHY UTIL CO                           |               |
| WHITE RIVER (PART) | NAVAJO     | ADJ    | 6/85                   | WHITE RIVER                           |               |
| WILLOOX            | COCHISE    | NATL   |                        | WILLOOX                               |               |

COMMUNITIES SERVED FLUORIDATED DRINKING WATER,  
 BY COUNTY AND WATER SYSTEM WITHIN STATE (AS OF 12/31/85)

# ARIZONA

| COMMUNITY | COUNTY   | STATUS | FLUOR<br>START<br>DATE | SYSTEM SUPPLYING<br>FLUORIDATED WATER | SOURCE SYSTEM |
|-----------|----------|--------|------------------------|---------------------------------------|---------------|
| WINKELMAN | GILA     | NATL   |                        | WINKELMAN                             |               |
| YUMA      | MARICOPA | NATL   |                        | US ARMY-YPC MAIN POST                 |               |

COMMUNITIES SERVED FLUORIDATED DRINKING WATER,  
BY COUNTY AND WATER SYSTEM WITHIN STATE (AS OF 12/31/85)

# ARKANSAS

| COMMUNITY        | COUNTY       | STATUS | FLUOR<br>START<br>DATE | SYSTEM SUPPLYING<br>FLUORIDATED WATER | SOURCE SYSTEM |
|------------------|--------------|--------|------------------------|---------------------------------------|---------------|
| ALTHEIMER        | JEFFERSON    | ADJ    | 7/69                   | ALTHEIMER                             |               |
| ARKADELPHIA      | CLARK        | ADJ    | 6/63                   | ARKADELPHIA                           |               |
| ATKINS           | POPE         | ADJ    | 5/76                   | ATKINS                                |               |
| AUGUSTA          | WOODRUFF     | ADJ    | 9/70                   | AUGUSTA                               |               |
| BATESVILLE       | INDEPENDENCE | ADJ    | 4/56                   | BATESVILLE                            |               |
| BEARDEN          | OUACHITA     | ADJ    | 3/85                   | BEARDEN                               |               |
| BENTON           | SALINE       | ADJ    | 11/58                  | BENTON                                |               |
| BENTON (PART)    | SALINE       | CONS   |                        | WEST BALXITE ASSOC                    | BENTON        |
| BIG FLAT         | BAXTER       | NATL   |                        | BIG FLAT                              |               |
| BLYTHEVILLE      | MISSISSIPPI  | ADJ    | 12/68                  | BLYTHEVILLE                           |               |
| BRINKLEY         | MONROE       | ADJ    | 2/84                   | BRINKLEY                              |               |
| CABOT            | LONOKE       | ADJ    | 3/70                   | CABOT                                 |               |
| CADDO VALLEY     | CLARK        | CONS   |                        | CADDO VALLEY                          | ARKADELPHIA   |
| CALDWELL         | ST. FRANCIS  | CONS   |                        | CALDWELL                              | FORREST CITY  |
| CAMDEN           | OUACHITA     | ADJ    | 7/53                   | CAMDEN                                |               |
| CAMPBELL STATION | JACKSON      | CONS   |                        | CAMPBELL STATION                      | NEWPORT       |
| CARLISLE         | LONOKE       | ADJ    | 7/82                   | CARLISLE                              |               |
| CAVE SPRINGS     | BENTON       | CONS   |                        | CAVE SPRINGS                          | SPRINGDALE    |
| CLARKSVILLE      | JOHNSON      | ADJ    | 3/55                   | CLARKSVILLE                           |               |
| CLINTON          | VAN BUREN    | ADJ    | 5/82                   | CLINTON                               |               |
| COAL HILL        | JOHNSON      | CONS   |                        | COAL HILL                             | CLARKSVILLE   |
| CONWAY           | FAULKNER     | ADJ    | 6/68                   | CONWAY                                |               |
| CROSSETT         | ASHLEY       | ADJ    | 2/58                   | CROSSETT                              |               |
| DAMASCUS         | VAN BUREN    | CONS   |                        | DAMASCUS                              | CLINTON       |

COMMUNITIES SERVED FLUORIDATED DRINKING WATER,  
BY COUNTY AND WATER SYSTEM WITHIN STATE (AS OF 12/31/85)

# ARKANSAS

| COMMUNITY     | COUNTY      | STATUS | FLUOR<br>START<br>DATE | SYSTEM SUPPLYING<br>FLUORIDATED WATER | SOURCE SYSTEM |
|---------------|-------------|--------|------------------------|---------------------------------------|---------------|
| DELL (PART)   | MISSISSIPPI | ADJ    | 12/68                  | BLYTHEVILLE                           |               |
| DELL (PART)   | MISSISSIPPI | CONS   |                        | DELL                                  | BLYTHEVILLE   |
| DES ARC       | PRAIRIE     | ADJ    | 5/81                   | DES ARC                               |               |
| DIAZ          | JACKSON     | CONS   |                        | DIAZ                                  | NEWPORT       |
| DIERKS        | HOWARD      | ADJ    | 9/82                   | DIERKS                                |               |
| DUMAS         | DESHA       | ADJ    | 6/84                   | DUMAS                                 |               |
| ELKINS        | WASHINGTON  | CONS   |                        | ELKINS                                | FAYETTEVILLE  |
| ENGLAND       | LONOKE      | ADJ    | 2/82                   | ENGLAND                               |               |
| EUDORA        | CHICOT      | ADJ    | 3/85                   | EUDORA                                |               |
| FARMINGTON    | WASHINGTON  | CONS   |                        | FARMINGTON                            | FAYETTEVILLE  |
| FAYETTEVILLE  | WASHINGTON  | ADJ    | 5/82                   | FAYETTEVILLE                          |               |
| FORDYCE       | DALLAS      | ADJ    | 9/73                   | FORDYCE                               |               |
| FORREST CITY  | ST. FRANCIS | ADJ    | 3/55                   | FORREST CITY                          |               |
| GRAVETTE      | BENTON      | NATL   |                        | GRAVETTE                              |               |
| GREENLAND     | WASHINGTON  | CONS   |                        | GREENLAND                             | FAYETTEVILLE  |
| GUM SPRINGS   | CLARK       | CONS   |                        | GUM SPRINGS                           | ARKADELPHIA   |
| GURDON        | CLARK       | NATL   |                        | GURDON                                |               |
| HAMBURG       | ASHLEY      | ADJ    | 2/58                   | HAMBURG                               |               |
| HARRISON      | BOONE       | ADJ    | 5/54                   | HARRISON                              |               |
| HARTMAN       | JOHNSON     | CONS   |                        | HARTMAN                               | CLARKSVILLE   |
| HEBER SPRINGS | CLEBURNE    | ADJ    | 4/59                   | HEBER SPRINGS                         |               |
| HELENA        | PHILLIPS    | ADJ    | 12/85                  | HELENA                                |               |
| HOPE          | HEMPSTEAD   | ADJ    | /82                    | HOPE                                  |               |
| HOXIE         | LAWRENCE    | ADJ    | 9/82                   | HOXIE                                 |               |

COMMUNITIES SERVED FLUORIDATED DRINKING WATER,  
BY COUNTY AND WATER SYSTEM WITHIN STATE (AS OF 12/31/85)

# ARKANSAS

| COMMUNITY       | COUNTY      | STATUS | FLUOR<br>START<br>DATE | SYSTEM SUPPLYING<br>FLUORIDATED WATER | SOURCE SYSTEM |
|-----------------|-------------|--------|------------------------|---------------------------------------|---------------|
| JACKSONVILLE    | PULASKI     | CONS   |                        | JACKSONVILLE                          | LITTLE ROCK   |
| JOHNSON         | WASHINGTON  | CONS   |                        | JOHNSON                               | SPRINGDALE    |
| JONESBORO       | CRAIGHEAD   | ADJ    | 10/51                  | JONESBORO                             |               |
| JUDSONIA        | WHITE       | ADJ    | 12/53                  | JUDSONIA                              |               |
| KENSETT         | WHITE       | CONS   |                        | KENSETT                               | SEARCY        |
| KNOXVILLE       | JOHNSON     | CONS   |                        | KNOXVILLE                             | CLARKSVILLE   |
| LAKE VILLAGE    | CHICOT      | ADJ    | 7/83                   | LAKE VILLAGE                          |               |
| LAMAR           | JOHNSON     | CONS   |                        | LAMAR                                 | CLARKSVILLE   |
| LEOLA           | GRANT       | ADJ    | /78                    | LEOLA                                 |               |
| LEWISVILLE      | LAFAYETTE   | ADJ    | 10/81                  | LEWISVILLE                            |               |
| LITTLE ROCK     | PULASKI     | ADJ    | 4/51                   | LITTLE ROCK                           |               |
| LONDON          | POPE        | CONS   |                        | LONDON                                | RUSSELLVILLE  |
| LONOKE          | LONOKE      | ADJ    | 3/70                   | LONOKE                                |               |
| LOWELL          | BENTON      | CONS   |                        | LOWELL                                | SPRINGDALE    |
| MADISON         | ST. FRANCIS | CONS   |                        | MADISON                               | BRINKLEY      |
| MALVERN         | HOT SPRINGS | ADJ    | 2/59                   | MALVERN                               |               |
| MARIANNA        | LEE         | ADJ    | 9/54                   | MARIANNA                              |               |
| MARIE           | MISSISSIPPI | CONS   |                        | MARIE WATER ASSOC                     | WILSON        |
| MARION          | CRITTENDEN  | ADJ    | 2/77                   | MARION                                |               |
| MARKED TREE     | POINSETT    | ADJ    | 8/82                   | MARKED TREE                           |               |
| MCCRORY         | WOODRUFF    | ADJ    | 2/62                   | MCCRORY                               |               |
| MCGEHEE         | DESHA       | ADJ    | 4/72                   | MCGEHEE                               |               |
| MELBOURNE       | IZARD       | ADJ    | 10/83                  | MELBOURNE                             |               |
| MINERAL SPRINGS | HOWARD      | NATL   |                        | MINERAL SPRINGS                       |               |

COMMUNITIES SERVED FLUORIDATED DRINKING WATER,  
BY COUNTY AND WATER SYSTEM WITHIN STATE (AS OF 12/31/85)

# ARKANSAS

| COMMUNITY         | COUNTY      | STATUS | FLUOR<br>START<br>DATE | SYSTEM SUPPLYING<br>FLUORIDATED WATER | SOURCE SYSTEM         |
|-------------------|-------------|--------|------------------------|---------------------------------------|-----------------------|
| MITCHELLVILLE     | DESHA       | ADJ    | 10/84                  | MITCHELLVILLE                         |                       |
| MONTICELLO        | DREW        | ADJ    | 9/83                   | MONTICELLO                            |                       |
| MONROSE           | ASHLEY      | CONS   |                        | MONROSE                               | PORTLAND              |
| MORO              | LEE         | CONS   |                        | MORO                                  | MARIANNA              |
| MOUNTAIN HOME     | BAXTER      | ADJ    | 3/55                   | MOUNTAIN HOME                         |                       |
| NASHVILLE         | HOWARD      | ADJ    | 1/82                   | NASHVILLE                             |                       |
| NEWPORT           | JACKSON     | ADJ    | 1/82                   | NEWPORT                               |                       |
| NORTH LITTLE ROCK | PULASKI     | CONS   |                        | NORTH LITTLE ROCK                     | LITTLE ROCK           |
| OAK GROVE         | GREENE      | CONS   |                        | OAK GROVE                             | PARAGOULD             |
| OSCEOLA           | MISSISSIPPI | ADJ    | 10/82                  | OSCEOLA                               |                       |
| PALESTINE         | ST. FRANCIS | CONS   |                        | PALESTINE                             | FORREST CITY          |
| PARAGOULD         | GREENE      | ADJ    | 6/83                   | PARAGOULD                             |                       |
| PARKIN            | CROSS       | ADJ    | 12/82                  | PARKIN                                |                       |
| PATTERSON         | WOODRUFF    | CONS   |                        | PATTERSON                             | MCCRORY               |
| PEA RIDGE (PART)  | BENTON      | CONS   |                        | PENDLETON-PEA RIDGE                   | DUMAS                 |
| PERLA             | HOT SPRINGS | CONS   |                        | PERLA WATER ASSOC                     | MALVERN               |
| PIGGOTT           | CLAY        | ADJ    | 2/83                   | PIGGOTT                               |                       |
| PINE BLUFF        | JEFFERSON   | ADJ    | 3/69                   | PINE BLUFF                            |                       |
| PLUMERVILLE       | CONWAY      | CONS   |                        | PLUMERVILLE                           | CONWAY CO REGIONAL WD |
| POCAHONTAS        | RANDOLPH    | ADJ    | 8/67                   | POCAHONTAS                            |                       |
| PORTLAND          | ASHLEY      | ADJ    | 8/70                   | PORTLAND                              |                       |
| POTTSVILLE        | POPE        | CONS   |                        | POTTSVILLE                            | ATKINS                |
| PRESCOTT          | NEVADA      | NAIL   |                        | PRESCOTT                              |                       |
| RUSSELLVILLE      | POPE        | ADJ    | 2/60                   | RUSSELLVILLE                          |                       |



COMMUNITIES SERVED FLUORIDATED DRINKING WATER,  
BY COUNTY AND WATER SYSTEM WITHIN STATE (AS OF 12/31/85)

# ARKANSAS

| COMMUNITY    | COUNTY            | STATUS | FLUOR<br>START<br>DATE | SYSTEM SUPPLYING<br>FLUORIDATED WATER | SOURCE SYSTEM |
|--------------|-------------------|--------|------------------------|---------------------------------------|---------------|
| SEARCY       | WHITE             | ADJ    | 12/53                  | SEARCY                                |               |
| SHERIDAN     | GRANT             | ADJ    | 2/70                   | SHERIDAN                              |               |
| SPARKMAN     | DALLAS            | NATL   |                        | SPARKMAN                              |               |
| SPRINGDALE   | BENTON/WASHINGTON | ADJ    | 9/78                   | SPRINGDALE                            |               |
| ST PAUL      | MADISON           | NATL   |                        | ST PAUL                               |               |
| ST. FRANCIS  | ST. FRANCIS       | CONS   |                        | ST FRANCIS ASSOC                      | FORREST CITY  |
| STUTTGART    | ARKANSAS          | ADJ    | 2/69                   | STUTTGART                             |               |
| SUNSET       | CRITTENDON        | CONS   |                        | SUNSET                                | MARION        |
| TONITOWN     | WASHINGTON        | CONS   |                        | TONITOWN                              | SPRINGDALE    |
| TRUMANN      | POINSETT          | ADJ    | 6/62                   | TRUMANN                               |               |
| WALNUT RIDGE | LAWRENCE          | ADJ    | 1/52                   | WALNUT RIDGE                          |               |
| WARREN       | BRADLEY           | ADJ    | 10/61                  | WARREN                                |               |
| WEST HELENA  | PHILLIPS          | ADJ    | 9/54                   | WEST HELENA                           |               |
| WEST MEMPHIS | CRITTENDEN        | ADJ    | 4/62                   | WEST MEMPHIS                          |               |
| WHEATLEY     | MONROE            | CONS   |                        | WHEATLEY                              | BRINKLEY      |
| WHITE HALL   | JEFFERSON         | ADJ    | 7/83                   | WHITE HALL                            |               |
| WIDENER      | ST. FRANCIS       | CONS   |                        | WIDENER                               | FORREST CITY  |
| WILSON       | MISSISSIPPI       | ADJ    | 8/82                   | WILSON                                |               |
| WYNNE        | CROSS             | ADJ    | 3/55                   | WYNNE                                 |               |
| YELLVILLE    | MARION            | ADJ    | 8/82                   | YELLVILLE                             |               |

COMMUNITIES SERVED FLUORIDATED DRINKING WATER,  
 BY COUNTY AND WATER SYSTEM WITHIN STATE (AS OF 12/31/85)

# CALIFORNIA

| COMMUNITY     | COUNTY       | STATUS | FLUOR<br>START<br>DATE | SYSTEM SUPPLYING<br>FLUORIDATED WATER | SOURCE SYSTEM    |
|---------------|--------------|--------|------------------------|---------------------------------------|------------------|
| ALAMEDA       | ALAMEDA      | ADJ    | 6/71                   | EAST BAY MUD                          |                  |
| ALAMO         | CONTRA COSTA | ADJ    | 6/71                   | EAST BAY MUD                          |                  |
| ALBANY        | ALAMEDA      | ADJ    | 6/71                   | EAST BAY MUD                          |                  |
| ANTIOCH       | CONTRA COSTA | ADJ    | 8/52                   | ANTIOCH                               |                  |
| ARCATA        | HUMBOLDT     | ADJ    | 1/64                   | ARCATA                                |                  |
| ASHLAND       | ALAMEDA      | ADJ    | 6/71                   | EAST BAY MUD                          |                  |
| BELVEDERE     | MARIN        | ADJ    | 12/73                  | MARIN MUNICIPAL WD                    |                  |
| BENECIA       | SOLANO       | ADJ    | 5/71                   | BENECIA UTILITIES                     |                  |
| BERKELEY      | ALAMEDA      | ADJ    | 6/71                   | EAST BAY MUD                          |                  |
| BEVERLY HILLS | LOS ANGELES  | ADJ    | 3/74                   | BEVERLY HILLS                         |                  |
| BRISBANE      | SAN MATEO    | CONS   |                        | BRISBANE                              | SAN FRANCISCO WD |
| BURLINGAME    | SAN MATEO    | CONS   |                        | BURLINGAME                            | SAN FRANCISCO WD |
| CASTRO VALLEY | ALAMEDA      | ADJ    | 6/71                   | EAST BAY MUD                          |                  |
| CHERRYLAND    | ALAMEDA      | ADJ    | 6/71                   | EAST BAY MUD                          |                  |
| CLAYTON       | CONTRA COSTA | ADJ    | 5/65                   | CONTRA COSTA WD                       |                  |
| COLMA         | SAN MATEO    | CONS   |                        | CALIFORNIA WATER SERVICES             | SAN FRANCISCO WD |
| CONCORD       | CONTRA COSTA | ADJ    | 5/65                   | CONTRA COSTA WD                       |                  |
| CORTE MADERA  | MARIN        | ADJ    | 12/73                  | MARIN MUNICIPAL WD                    |                  |
| CRESCENT CITY | DEL NORTE    | ADJ    | 11/69                  | CRESCENT CITY                         |                  |
| DALY CITY     | SAN MATEO    | CONS   |                        | DALY CITY                             | SAN FRANCISCO WD |
| DUBLIN        | CONTRA COSTA | ADJ    | 4/80                   | DUBLIN-SAN RAMON SERVICE              |                  |
| EL CERRITO    | CONTRA COSTA | ADJ    | 6/71                   | EAST BAY MUD                          |                  |
| EL SOBRANTE   | CONTRA COSTA | ADJ    | 6/71                   | EAST BAY MUD                          |                  |
| EMERYVILLE    | ALAMEDA      | ADJ    | 6/71                   | EAST BAY MUD                          |                  |

COMMUNITIES SERVED FLUORIDATED DRINKING WATER,  
BY COUNTY AND WATER SYSTEM WITHIN STATE (AS OF 12/31/85)

# CALIFORNIA

| COMMUNITY        | COUNTY       | STATUS | FLUOR<br>START<br>DATE | SYSTEM SUPPLYING<br>FLUORIDATED WATER | SOURCE SYSTEM    |
|------------------|--------------|--------|------------------------|---------------------------------------|------------------|
| EUREKA           | HUMBOLDT     | ADJ    | 2/72                   | EUREKA                                |                  |
| FAIRFAX          | MARIN        | ADJ    | 12/73                  | MARIN MUNICIPAL WD                    |                  |
| FAIRFIELD        | SOLANO       | ADJ    | 12/67                  | FAIRFIELD                             |                  |
| FOUNTAIN VALLEY  | ORANGE       | ADJ    | 6/73                   | FOUNTAIN VALLEY                       |                  |
| FREMONT          | ALAMEDA      | ADJ    | 6/71                   | ALAMEDA COUNTY WD                     |                  |
| GRIDLEY          | BUTTE        | ADJ    | 5/54                   | GRIDLEY                               |                  |
| HAYWARD          | ALAMEDA      | ADJ    | 3/58                   | HAYWARD WS                            |                  |
| HEALDSBURG       | SONOMA       | ADJ    | 11/53                  | HEALDSBURG                            |                  |
| HERCULES         | CONTRA COSTA | ADJ    | 6/71                   | EAST BAY MUD                          |                  |
| HILLSBOROUGH     | SAN MATEO    | CONS   |                        | HILLSBOROUGH                          | SAN FRANCISCO WD |
| HUNTINGTON BEACH | ORANGE       | ADJ    | 7/73                   | HUNTINGTON BEACH                      |                  |
| KENSINGTON       | CONTRA COSTA | ADJ    | 6/71                   | EAST BAY MUD                          |                  |
| LAFAYETTE        | CONTRA COSTA | ADJ    | 6/71                   | EAST BAY MUD                          |                  |
| LARKSPUR         | MARIN        | ADJ    | 12/73                  | MARIN MUNICIPAL WD                    |                  |
| LONG BEACH       | LOS ANGELES  | ADJ    | 6/71                   | LONG BEACH WD                         |                  |
| LOS BANOS        | MERCED       | ADJ    | 3/58                   | LOS BANOS                             |                  |
| LOYALTON         | SIERRA       | ADJ    | 5/68                   | LOYALTON                              |                  |
| MARTINEZ         | CONTRA COSTA | ADJ    | 1/65                   | MARTINEZ                              |                  |
| MERCED           | MERCED       | ADJ    | 6/66                   | MERCED CITY WS                        |                  |
| MILL VALLEY      | MARIN        | ADJ    | 12/73                  | MARIN MUNICIPAL WD                    |                  |
| MILLBRAE         | SAN MATEO    | CONS   |                        | MILLBRAE                              | SAN FRANCISCO WD |
| MORAGA           | CONTRA COSTA | ADJ    | 6/71                   | EAST BAY MUD                          |                  |
| MORGAN HILL      | SANTA CLARA  | ADJ    | 11/56                  | MORGAN HILL                           |                  |
| NEWARK           | ALAMEDA      | ADJ    | 6/71                   | ALAMEDA COUNTY WD                     |                  |

COMMUNITIES SERVED FLUORIDATED DRINKING WATER,  
BY COUNTY AND WATER SYSTEM WITHIN STATE (AS OF 12/31/85)

# CALIFORNIA

| COMMUNITY       | COUNTY          | STATUS | FLUOR<br>START<br>DATE | SYSTEM SUPPLYING<br>FLUORIDATED WATER | SOURCE SYSTEM    |
|-----------------|-----------------|--------|------------------------|---------------------------------------|------------------|
| OAKLAND         | ALAMEDA         | ADJ    | 6/71                   | EAST BAY MUD                          |                  |
| ORINDA          | CONTRA COSTA    | ADJ    | 6/71                   | EAST BAY MUD                          |                  |
| OROVILLE        | BUTTE           | ADJ    | 4/58                   | CALIFORNIA WATER SERVICE              |                  |
| PACIFICA        | SAN MATEO       | CONS   |                        | NORTH COAST CWD                       | SAN FRANCISCO WD |
| PALO ALTO       | SANTA CLARA     | ADJ    | 6/56                   | PALO ALTO                             |                  |
| PIEDMONT        | ALAMEDA         | ADJ    | 6/71                   | EAST BAY MUD                          |                  |
| PINOLE          | CONTRA COSTA    | ADJ    | 6/71                   | EAST BAY MUD                          |                  |
| PITTSBURG       | CONTRA COSTA    | ADJ    | 4/65                   | PITTSBURG MUNICIPAL WATER             |                  |
| PLACERVILLE     | EL DORADO       | ADJ    | 10/56                  | PLACERVILLE                           |                  |
| PLEASANT HILL   | CONTRA COSTA    | ADJ    | 6/71                   | EAST BAY MUD                          |                  |
| PLEASANTON      | ALAMEDA         | ADJ    | 3/54                   | PLEASANTON                            |                  |
| RICHMOND        | CONTRA COSTA    | ADJ    | 6/71                   | EAST BAY MUD                          |                  |
| RODEO           | CONTRA COSTA    | ADJ    | 6/71                   | EAST BAY MUD                          |                  |
| ROSEMONT        | SACRAMENTO      | ADJ    | 12/56                  | CITIZENS UTIL CO-ROSEMONT             |                  |
| ROSEVILLE       | PLACER          | ADJ    | 10/67                  | ROSEVILLE                             |                  |
| ROSS            | MARIN           | ADJ    | 12/73                  | MARIN MUNICIPAL WD                    |                  |
| SAN ANSELMO     | MARIN           | ADJ    | 12/73                  | MARIN MUNICIPAL WD                    |                  |
| SAN BRUNO       | SAN MATEO       | CONS   |                        | SAN BRUNO                             | SAN FRANCISCO WD |
| SAN CARLOS      | SAN MATEO       | CONS   |                        | CALIFORNIA WATER SERVICES             | SAN FRANCISCO WD |
| SAN FRANCISCO   | SAN FRANCISCO   | ADJ    | 8/52                   | SAN FRANCISCO WD                      |                  |
| SAN LEANDRO     | ALAMEDA         | ADJ    | 6/71                   | EAST BAY MUD                          |                  |
| SAN LORENZO     | ALAMEDA         | ADJ    | 6/71                   | EAST BAY MUD                          |                  |
| SAN LUIS OBISPO | SAN LUIS OBISPO | ADJ    | 8/54                   | SAN LUIS OBISPO                       |                  |
| SAN MATEO       | SAN MATEO       | CONS   |                        | CALIFORNIA WATER SERVICES             | SAN FRANCISCO WD |

COMMUNITIES SERVED FLUORIDATED DRINKING WATER,  
 BY COUNTY AND WATER SYSTEM WITHIN STATE (AS OF 12/31/85)

# CALIFORNIA

| COMMUNITY           | COUNTY       | STATUS | FLUOR<br>START<br>DATE | SYSTEM SUPPLYING<br>FLUORIDATED WATER | SOURCE SYSTEM    |
|---------------------|--------------|--------|------------------------|---------------------------------------|------------------|
| SAN PABLO           | CONTRA COSTA | ADJ    | 6/71                   | EAST BAY MUD                          |                  |
| SAN RAFAEL          | MARIN        | ADJ    | 12/73                  | MARIN MUNICIPAL WD                    |                  |
| SAN RAMON           | CONTRA COSTA | ADJ    | 6/71                   | EAST BAY MUD                          |                  |
| SAUSALITO           | MARIN        | ADJ    | 12/73                  | MARIN MUNICIPAL WD                    |                  |
| SOUTH SAN FRANCISCO | SAN MATEO    | CONS   |                        | CALIFORNIA WATER SERVICES             | SAN FRANCISCO WD |
| TIBURON             | MARIN        | ADJ    | 12/73                  | MARIN MUNICIPAL WD                    |                  |
| UNION CITY          | ALAMEDA      | ADJ    | 6/71                   | ALAMEDA COUNTY WD                     |                  |
| VACAVILLE           | SOLANO       | ADJ    | 2/75                   | VACAVILLE                             |                  |
| VALLEJO             | SOLANO       | ADJ    | 11/54                  | VALLEJO                               |                  |
| WALNUT CREEK        | CONTRA COSTA | ADJ    | 6/71                   | EAST BAY MUD                          |                  |

COMMUNITIES SERVED FLUORIDATED DRINKING WATER,  
 BY COUNTY AND WATER SYSTEM WITHIN STATE (AS OF 12/31/85)

# COLORADO

| COMMUNITY          | COUNTY     | STATUS | FLUOR<br>START<br>DATE | SYSTEM SUPPLYING<br>FLUORIDATED WATER | SOURCE SYSTEM |
|--------------------|------------|--------|------------------------|---------------------------------------|---------------|
| ALAMOSA            | ALAMOSA    | ADJ    | 6/83                   | ALAMOSA                               |               |
| ANTONITO           | CONEJOS    | ADJ    | 6/81                   | ANTONITO                              |               |
| ARAPAHOE           | CHEYENNE   | NATL   |                        | ARAPAHOE WATER CO                     |               |
| ARVADA (PART)      | JEFFERSON  | ADJ    | 6/80                   | ARVADA                                |               |
| ARVADA (PART)      | JEFFERSON  | NATL   |                        | INSPIRATION VALLEY MHP                |               |
| ASPEN              | PITKIN     | ADJ    | 12/80                  | ASPEN                                 |               |
| AURORA (PART)      | ADAMS      | ADJ    | 8/84                   | AURORA                                |               |
| AURORA (PART)      | ADAMS      | NATL   |                        | AURORA MHP                            |               |
| AURORA (PART)      | ADAMS      | NATL   |                        | GREEN ACRES MHP-AURORA                |               |
| BENNET             | ADAMS      | NATL   |                        | BENNET                                |               |
| BERTHOUD           | LARIMER    | ADJ    | 6/60                   | BERTHOUD                              |               |
| BETHUNE            | KIT CARSON | NATL   |                        | BETHUNE                               |               |
| BOONE              | PUEBLO     | NATL   |                        | BOONE                                 |               |
| BOULDER (PART)     | BOULDER    | ADJ    | 12/65                  | BOULDER                               |               |
| BOULDER (PART)     | BOULDER    | NATL   |                        | ORCHARD GROVE TP                      |               |
| BOULDER (PART)     | BOULDER    | NATL   |                        | SHADY ACRES MHP                       |               |
| BRECKENRIDGE       | SUMMIT     | ADJ    | 11/85                  | BRECKENRIDGE                          |               |
| BRIGHTON (PART)    | ADAMS      | NATL   |                        | BRIGHTON                              |               |
| BRIGHTON (PART)    | ADAMS      | NATL   |                        | BRIGHTON MHP                          |               |
| BROOMFIELD (PART)  | BOULDER    | ADJ    | 10/81                  | BROOMFIELD                            |               |
| BROOMFIELD (PART)  | ADAMS      | NATL   |                        | WESTLAKE W&S DIST                     |               |
| BUENA VISTA (PART) | CHAFFEE    | NATL   |                        | VALLEY MHP                            |               |
| BURLINGTON         | KIT CARSON | NATL   |                        | BURLINGTON                            |               |
| CALHAN             | EL PASO    | NATL   |                        | CALHAN                                |               |

COMMUNITIES SERVED FLUORIDATED DRINKING WATER,  
BY COUNTY AND WATER SYSTEM WITHIN STATE (AS OF 12/31/85)

# COLORADO

| COMMUNITY                | COUNTY     | STATUS | FLUOR<br>START<br>DATE | SYSTEM SUPPLYING<br>FLUORIDATED WATER | SOURCE SYSTEM                  |
|--------------------------|------------|--------|------------------------|---------------------------------------|--------------------------------|
| CAMPO                    | BACA       | NATL   |                        | CAMPO                                 |                                |
| CANON CITY (PART)        | FREMONT    | NATL   |                        | PARK CENTER WATER DIST                |                                |
| CASTLE ROCK (PART)       | DOUGLAS    | NATL   |                        | BEVERLY HILLS MUT WAT CO              |                                |
| CENTER                   | SAGUACHE   | ADJ    | 1/81                   | CENTER                                |                                |
| CHERAW                   | OTERO      | NATL   |                        | CHERAW                                |                                |
| CHERRY HILLS VILL (PART) | ARAPAHOE   | NATL   |                        | HOLLY MUTUAL WC                       |                                |
| CLIFTON                  | MESA       | ADJ    | 4/80                   | CLIFTON WD                            |                                |
| COLBRAN                  | MESA       | NATL   |                        | COLBRAN                               |                                |
| COLORADO SPRINGS         | EL PASA    | NATL   |                        | COLORADO SPRINGS                      |                                |
| COMMERCE CITY (PART)     | ADAMS      | NATL   |                        | SHADY LANE TRLR CT                    |                                |
| CRAIG (PART)             | MOFFAT     | ADJ    | 4/53                   | CRAIG                                 |                                |
| CRAIG (PART)             | MOFFAT     | NATL   |                        | MIN FUELS SUPPLY-POWDER WASH          |                                |
| CRAWFORD                 | DELTA      | NATL   |                        | CRAWFORD                              |                                |
| CRIPPLE CREEK (PART)     | TELLER     | NATL   |                        | CRIPPLE CREEK                         |                                |
| CROWLEY                  | CROWLEY    | NATL   |                        | CROWLEY                               |                                |
| DEER TRAIL               | ARAPAHOE   | NATL   |                        | DEER TRAIL                            |                                |
| DEL NORTE                | RIO GRANDE | ADJ    | 9/82                   | DEL NORTE                             |                                |
| DELTA                    | DELTA      | CONS   |                        | DELTA                                 | PROJECT 7 WATER AUTH(MONTROSE) |
| DENVER                   | DENVER     | ADJ    | 5/54                   | DENVER                                |                                |
| DILLON                   | SUMMIT     | ADJ    | 12/82                  | DILLON                                |                                |
| DUKES MHP                | JEFFERSON  | NATL   |                        | DUKES MHP                             |                                |
| DURANGO                  | LA PLATA   | ADJ    | 5/57                   | DURANGO                               |                                |
| EAGLE                    | EAGLE      | ADJ    | 12/80                  | EAGLE                                 |                                |
| EAST ALAMOSA (PART)      | ALAMOSA    | NATL   |                        | EAST ALAMOSA W&S DIST                 |                                |

COMMUNITIES SERVED FLUORIDATED DRINKING WATER,  
BY COUNTY AND WATER SYSTEM WITHIN STATE (AS OF 12/31/85)

# COLORADO

| COMMUNITY              | COUNTY    | STATUS | FLUOR<br>START<br>DATE | SYSTEM SUPPLYING<br>FLUORIDATED WATER | SOURCE SYSTEM |
|------------------------|-----------|--------|------------------------|---------------------------------------|---------------|
| ECKLEY                 | YUMA      | NATL   |                        | ECKLEY                                |               |
| ENGLEWOOD              | ARAPAHOE  | NATL   |                        | ENGLEWOOD                             |               |
| EVERGREEN (PART)       | JEFFERSON | ADJ    | 10/76                  | EVERGREEN                             |               |
| EVERGREEN (PART)       | JEFFERSON | NATL   |                        | PARK WATER CO                         |               |
| FEDERAL HEIGHTS        | ADAMS     | NATL   |                        | FEDERAL HEIGHTS WD                    |               |
| FLEMING                | LOGAN     | NATL   |                        | FLEMING                               |               |
| FORT MORGAN            | MORGAN    | NATL   |                        | FORT MORGAN                           |               |
| FORT MORGAN (PART)     | MORGAN    | NATL   |                        | LOG LANE VILLAGE                      |               |
| FORT MORGAN (PART)     | MORGAN    | NATL   |                        | PAGELS TRLR CT                        |               |
| FOUNTAIN (PART)        | EL PASO   | NATL   |                        | FOUNTAIN                              |               |
| FOUNTAIN (PART)        | EL PASO   | NATL   |                        | SECURITY MHV                          |               |
| FOWLER                 | OTERO     | NATL   |                        | FOWLER                                |               |
| FREDERICK              | WELD      | NATL   |                        | FREDERICK                             |               |
| FT COLLINS             | LARIMER   | ADJ    | 12/67                  | FT COLLINS                            |               |
| FT COLLINS-LOVELAND WD | LARIMER   | ADJ    |                        | FT COLLINS-LOVELAND WD                |               |
| FT LUPTON (PART)       | WELD      | NATL   |                        | ARISTOCRAT RANCHETTES                 |               |
| FT LUPTON (PART)       | WELD      | NATL   |                        | FT LUPTON                             |               |
| FT LUPTON (PART)       | WELD      | NATL   |                        | WATTENBURG IMPROVMENT ASSN            |               |
| GILCREST               | WELD      | NATL   |                        | GILCREST                              |               |
| GLENDALE               | ARAPAHOE  | NATL   |                        | GLENDALE                              |               |
| GOLDEN                 | JEFFERSON | NATL   |                        | GOLDEN                                |               |
| GRANADA                | PROWERS   | NATL   |                        | GRANADA                               |               |
| GRANBY                 | GRAND     | ADJ    | 9/82                   | GRANBY                                |               |
| GRAND JUNCTION (PART)  | MESA      | ADJ    | 7/51                   | GRAND JUNCTION                        |               |



COMMUNITIES SERVED FLUORIDATED DRINKING WATER,  
BY COUNTY AND WATER SYSTEM WITHIN STATE (AS OF 12/31/85)

COLORADO

| COMMUNITY         | COUNTY    | STATUS | FLUOR<br>START<br>DATE | SYSTEM SUPPLYING<br>FLUORIDATED WATER | SOURCE SYSTEM |
|-------------------|-----------|--------|------------------------|---------------------------------------|---------------|
| GREELEY           | WELD      | ADJ    | 12/54                  | GREELEY                               |               |
| HARTMAN           | PROWERS   | NATL   |                        | HARTMAN                               |               |
| HASWELL           | KIOWA     | NATL   |                        | HASWELL                               |               |
| HAXTUN            | PHILLIPS  | NATL   |                        | HAXTUN                                |               |
| HAYDEN            | ROUTT     | ADJ    | 1/60                   | HAYDEN                                |               |
| HOLLY             | PROWERS   | NATL   |                        | HOLLY                                 |               |
| HOLYOKE           | PHILLIPS  | NATL   |                        | HOLYOKE                               |               |
| HOTCHKISS         | DELTA     | ADJ    | 6/84                   | HOTCHKISS                             |               |
| HUDSON            | WELD      | NATL   |                        | HUDSON                                |               |
| HUGO              | LINCOLN   | NATL   |                        | HUGO                                  |               |
| JOHNSTOWN         | WELD      | ADJ    | 9/82                   | JOHNSTOWN                             |               |
| KEENSBURG         | WELD      | NATL   |                        | KEENSBURG                             |               |
| KIT CARSON        | CHEYENNE  | NATL   |                        | KIT CARSON                            |               |
| KREMMLING         | GRAND     | ADJ    | 9/82                   | KREMMLING                             |               |
| LA JUNTA          | OTERO     | NATL   |                        | LA JUNTA                              |               |
| LA VETA (PART)    | HUERFANO  | NATL   |                        | HUAJATOLLA WD                         |               |
| LAFAYETTE         | BOULDER   | ADJ    | 8/52                   | LAFAYETTE                             |               |
| LAKEWOOD (PART)   | JEFFERSON | CONS   |                        | CONSOLIDATED MUT WC                   | DENVER        |
| LAKEWOOD (PART)   | JEFFERSON | NATL   |                        | VALLEY MOBILE MANOR                   |               |
| LAMAR             | PROWERS   | ADJ    | 6/84                   | LAMAR                                 |               |
| LAS ANIMAS (PART) | BENT      | NATL   |                        | BENT COUNTY MEM NURSING HOME          |               |
| LAS ANIMAS (PART) | BENT      | NATL   |                        | LAS ANIMAS                            |               |
| LIMON             | LINCOLN   | NATL   |                        | LIMON                                 |               |
| LITTLETON (PART)  | DOUGLAS   | NATL   |                        | VIEW RIDGE WD                         |               |

COMMUNITIES SERVED FLUORIDATED DRINKING WATER,  
BY COUNTY AND WATER SYSTEM WITHIN STATE (AS OF 12/31/85)

# COLORADO

| COMMUNITY          | COUNTY     | STATUS | FLUOR<br>START<br>DATE | SYSTEM SUPPLYING<br>FLUORIDATED WATER | SOURCE SYSTEM                  |
|--------------------|------------|--------|------------------------|---------------------------------------|--------------------------------|
| LOCHBUTE           | WELD       | NATL   |                        | LOCHBUTE                              |                                |
| LONGMONT           | BOULDER    | ADJ    | 9/58                   | LONGMONT                              |                                |
| LOUISVILLE         | BOULDER    | ADJ    | 9/82                   | LOUISVILLE                            |                                |
| LOUISVILLE (PART)  | BOULDER    | NATL   |                        | SHANNON ESTATES W&S DIST              |                                |
| LOVELAND           | LARIMER    | ADJ    | 7/54                   | LOVELAND                              |                                |
| MANITOU SPRINGS    | EL PASO    | NATL   |                        | MANITOU SPRINGS                       |                                |
| MANZANOLA          | OTERO      | NATL   |                        | MANZANOLA                             |                                |
| MERINO             | LOGAN      | NATL   |                        | MERINO                                |                                |
| MINIURN            | EAGLE      | ADJ    | 4/81                   | MINIURN                               |                                |
| MONTROSE           | MONTROSE   | CONS   |                        | MONTROSE                              | PROJECT 7 WATER AUTH(MONTROSE) |
| MONUMENT           | EL PASO    | NATL   |                        | MONUMENT                              |                                |
| MONUMENT (PART)    | EL PASO    | NATL   |                        | FOREST VIEW ACRES WD                  |                                |
| NORTH GLENN        | ADAMS      | NATL   |                        | NORTH GLENN                           |                                |
| NUNN               | WELD       | NATL   |                        | NUNN                                  |                                |
| OAK CREEK          | ROUITT     | ADJ    | 7/85                   | OAK CREEK                             |                                |
| OLATHE             | MONTROSE   | CONS   |                        | OLATHE                                | PROJECT 7 WATER AUTH(MONTROSE) |
| OLNEY SPRINGS      | CROWLEY    | NATL   |                        | OLNEY SPRINGS                         |                                |
| ORDWAY             | 4ROWLEY    | NATL   |                        | ORDWAY                                |                                |
| OTTIS              | WASHINGTON | NATL   |                        | OTTIS                                 |                                |
| OVID               | SEDGWICK   | NATL   |                        | OVID                                  |                                |
| PALISADE           | MESA       | ADJ    | 12/52                  | PALISADE                              |                                |
| PALMER LAKE (PART) | EL PASO    | NATL   |                        | NORAD VIEW TRLR PK                    |                                |
| PALMER LAKE (PART) | EL PASO    | NATL   |                        | PALMER LAKE                           |                                |
| PALMER LAKE (PART) | EL PASO    | NATL   |                        | PALMER LAKE MHP                       |                                |

COMMUNITIES SERVED FLUORIDATED DRINKING WATER,  
BY COUNTY AND WATER SYSTEM WITHIN STATE (AS OF 12/31/85)

# COLORADO

| COMMUNITY         | COUNTY      | STATUS | FLUOR<br>START<br>DATE | SYSTEM SUPPLYING<br>FLUORIDATED WATER | SOURCE SYSTEM  |
|-------------------|-------------|--------|------------------------|---------------------------------------|----------------|
| PAONIA            | DELTA       | ADJ    | 9/82                   | PAONIA                                |                |
| PEETZ             | LOGAN       | NATL   |                        | PEETZ                                 |                |
| PLATTEVILLE       | WELD        | NATL   |                        | PLATTEVILLE                           |                |
| PONCHO SPRINGS    | CHAFFEE     | NATL   |                        | PONCHO SPRINGS                        |                |
| PRITCHETT         | BACA        | NATL   |                        | PRITCHETT                             |                |
| PUEBLO            | PUEBLO      | ADJ    | 8/82                   | PUEBLO                                |                |
| RANGELY           | RIO BLANCO  | ADJ    | 11/81                  | RANGELY                               |                |
| RAYMER            | WELD        | NATL   |                        | RAYMER WATER CO                       |                |
| RIFLE             | GARFIELD    | ADJ    | 6/56                   | RIFLE                                 |                |
| ROCKVALE          | FREMONT     | NATL   |                        | ROCKVALE                              |                |
| ROCKY FORD        | OTERO       | NATL   |                        | ROCKY FORD                            |                |
| SALIDA (PART)     | CHAFFEE     | NATL   |                        | BIG SPRINGS TP                        |                |
| SEDGWICK          | SEDGWICK    | NATL   |                        | SEDGWICK                              |                |
| SHERIDAN LAKE     | KIOWA       | NATL   |                        | SHERIDAN LAKE WC                      |                |
| SILMA             | ELBERT      | NATL   |                        | SILMA                                 |                |
| SILVER PLUME      | CLEAR CREEK | NATL   |                        | SILVER PLUME                          |                |
| SILVERTHORNE      | SUMMIT      | ADJ    | 8/81                   | SILVERTHORNE                          |                |
| SILVERTON         | SAN JUAN    | ADJ    | 10/81                  | SILVERTON                             |                |
| SNOWMASS          | PITKIN      | ADJ    | 9/82                   | SNOWMASS WSD                          |                |
| SPRINGFIELD       | BACA        | NATL   |                        | SPRINGFIELD                           |                |
| STEAMBOAT SPRINGS | ROUTT       | CONS   |                        | STEAMBOAT SPRINGS                     | MT WERNER W&SD |
| STRASBURG (PART)  | ARAPAHOE    | NATL   |                        | COUNTRY GARDENS MHP                   |                |
| STRASBURG (PART)  | ADAMS       | NATL   |                        | STRASBURG W&S DIST                    |                |
| SUGAR CITY        | CROWLEY     | NATL   |                        | SUGAR CITY                            |                |

COMMUNITIES SERVED FLUORIDATED DRINKING WATER,  
BY COUNTY AND WATER SYSTEM WITHIN STATE (AS OF 12/31/85)

# COLORADO

| COMMUNITY            | COUNTY     | STATUS | FLUOR<br>START<br>DATE | SYSTEM SUPPLYING<br>FLUORIDATED WATER | SOURCE SYSTEM |
|----------------------|------------|--------|------------------------|---------------------------------------|---------------|
| SWINK                | OTERO      | NATL   |                        | SWINK                                 |               |
| THORNTON             | ADAMS      | NATL   |                        | THORNTON                              |               |
| TRINIDAD (PART)      | LAS ANIMAS | ADJ    | 12/72                  | TRINIDAD                              |               |
| TWO BUTTES           | BACA       | NATL   |                        | TWO BUTTES                            |               |
| VICTOR               | TELLER     | NATL   |                        | VICTOR                                |               |
| VILAS                | BACA       | NATL   |                        | VILAS                                 |               |
| WALDEN               | JACKSON    | ADJ    | 9/58                   | WALDEN                                |               |
| WALSENBURG           | HUERFANO   | ADJ    | 6/81                   | WALSENBURG                            |               |
| WESTMINISTER         | ADAMS      | NATL   |                        | WESTMINISTER                          |               |
| WINDSOR              | WELD       | CONS   |                        | WINDSOR                               | GREELEY       |
| WOODLAND PARK (PART) | TELLER     | NATL   |                        | RIDGEWOOD WD                          |               |
| WOODLAND PARK (PART) | TELLER     | NATL   |                        | TELLER COUNTY W&S DIST                |               |
| WOODLAND PARK (PART) | TELLER     | NATL   |                        | TRANQUIL ACRES WSC                    |               |
| WOODLAND PARK (PART) | TELLER     | NATL   |                        | WESTWOOD LAKES WD                     |               |
| WOODLAND PARK (PART) | TELLER     | NATL   |                        | WOODLAND ACRES TP                     |               |
| WRAY                 | YUMA       | NATL   |                        | WRAY                                  |               |
| YUMA                 | YUMA       | NATL   |                        | YUMA                                  |               |

COMMUNITIES SERVED FLUORIDATED DRINKING WATER,  
BY COUNTY AND WATER SYSTEM WITHIN STATE (AS OF 12/31/85)

# CONNECTICUT

| COMMUNITY        | COUNTY     | STATUS | FLUOR<br>START<br>DATE | SYSTEM SUPPLYING<br>FLUORIDATED WATER | SOURCE SYSTEM |
|------------------|------------|--------|------------------------|---------------------------------------|---------------|
| ANSONIA          | NEW HAVEN  | ADJ    | /79                    | ANSONIA-DERBY W C                     |               |
| BEACON FALLS     | NEW HAVEN  | ADJ    | /68                    | CT W C-NAUGATUCK DIV                  |               |
| BERLIN           | HARTFORD   | ADJ    | /50                    | BERLIN W AND S COMM                   |               |
| BETHANY (PART)   | NEW HAVEN  | ADJ    | /67                    | NEW HAVEN WATER CO                    |               |
| BLOOMFIELD       | HARTFORD   | ADJ    | /60                    | HARTFORD METRO DIST                   |               |
| BOLTON (PART)    | TOLLAND    | NATL   |                        | LLYNWOOD                              |               |
| BOZRAH           | NEW LONDON | ADJ    | /69                    | NORWICH WATER DEPT                    |               |
| BRANFORD         | NEW HAVEN  | ADJ    | /67                    | NEW HAVEN WATER CO                    |               |
| BRIDGEPORT       | FAIRFIELD  | ADJ    | /67                    | BRIDGEPORT HYDRAULIC CO               |               |
| BRISTOL          | HARTFORD   | ADJ    | /60                    | BRISTOL WATER DEPT                    |               |
| CHESHIRE         | NEW HAVEN  | ADJ    | /67                    | NEW HAVEN WATER CO                    |               |
| CHESTER          | MIDDLESEX  | ADJ    | /67                    | CT W C-GUILF-CHESTER DIV              |               |
| CLINTON          | MIDDLESEX  | ADJ    | /67                    | CT W C-GUILF-CHESTER DIV              |               |
| CROMWELL         | MIDDLESEX  | ADJ    | /51                    | CROMWELL FIRE DIST                    |               |
| DANBURY          | FAIRFIELD  | ADJ    | /68                    | DANBURY WATER DEPT                    |               |
| DARIEN           | FAIRFIELD  | ADJ    | /67                    | NOROTON WATER CO                      |               |
| DEEP RIVER       | MIDDLESEX  | ADJ    | /67                    | CT W C-GUILF-CHESTER DIV              |               |
| DERBY            | NEW HAVEN  | ADJ    | /79                    | ANSONIA-DERBY W C                     |               |
| EAST HARTFORD    | HARTFORD   | ADJ    | /60                    | HARTFORD METRO DIST                   |               |
| EAST HAVEN       | NEW HAVEN  | ADJ    | /67                    | NEW HAVEN WATER CO                    |               |
| EAST LYME        | NEW LONDON | ADJ    | /74                    | EAST LYME WATER CO                    |               |
| EAST WINDSOR     | HARTFORD   | ADJ    | /67                    | CT W C-WESTERN                        |               |
| EASTON           | FAIRFIELD  | ADJ    | /67                    | BRIDGEPORT HYDRAULIC CO               |               |
| ELLINGTON (PART) | TOLLAND    | ADJ    | /67                    | ROCKVILLE WATER AND AQUEDUCT          |               |

COMMUNITIES SERVED FLUORIDATED DRINKING WATER,  
BY COUNTY AND WATER SYSTEM WITHIN STATE (AS OF 12/31/85)

# CONNECTICUT

| COMMUNITY         | COUNTY     | STATUS | FLUOR<br>START<br>DATE | SYSTEM SUPPLYING<br>FLUORIDATED WATER | SOURCE SYSTEM |
|-------------------|------------|--------|------------------------|---------------------------------------|---------------|
| ENFIELD           | HARTFORD   | ADJ    | /67                    | CT W C-WESTERN                        |               |
| ESSEX             | MIDDLESEX  | ADJ    | /67                    | CT W C-GUILF-CHESTER DIV              |               |
| FAIRFIELD         | FAIRFIELD  | ADJ    | /67                    | BRIDGEPORT HYDRAULIC CO               |               |
| FARMINGTON (PART) | HARTFORD   | ADJ    | /60                    | HARTFORD METRO DIST                   |               |
| GLASTONBURY       | HARTFORD   | ADJ    | /60                    | HARTFORD METRO DIST                   |               |
| GREENWICH         | FAIRFIELD  | ADJ    | 3/67                   | GREENWICH WATER CO                    |               |
| GROTON (PART)     | NEW LONDON | ADJ    | /68                    | GROTON WATER DEPT                     |               |
| GROTON (PART)     | NEW LONDON | ADJ    | /53                    | MYSTIC VALLEY WATER CO                |               |
| GUILFORD          | NEW HAVEN  | ADJ    | /67                    | CT W C-GUILF-CHESTER DIV              |               |
| HAMDEN            | NEW HAVEN  | ADJ    | /67                    | NEW HAVEN WATER CO                    |               |
| HARTFORD          | HARTFORD   | ADJ    | /60                    | HARTFORD METRO DIST                   |               |
| LEBANON (PART)    | NEW LONDON | ADJ    | /69                    | NORWICH WATER DEPT                    |               |
| MADISON           | NEW HAVEN  | ADJ    | /67                    | CT W C-GUILF-CHESTER DIV              |               |
| MANCHESTER (PART) | HARTFORD   | ADJ    | /60                    | HARTFORD METRO DIST                   |               |
| MANCHESTER (PART) | HARTFORD   | ADJ    | /68                    | MANCHESTER WATER DEPT                 |               |
| MANSFIELD         | WINDHAM    | ADJ    | /58                    | WILLIMANTIC WATER DEPT                |               |
| MERIDEN           | NEW HAVEN  | ADJ    | /68                    | MERIDEN WATER DEPT                    |               |
| MIDDLETOWN        | NEW HAVEN  | ADJ    | /60                    | MIDDLETOWN WATER CO                   |               |
| MILFORD           | NEW HAVEN  | ADJ    | /67                    | NEW HAVEN WATER CO                    |               |
| MONROE            | FAIRFIELD  | ADJ    | /67                    | BRIDGEPORT HYDRAULIC CO               |               |
| MONIVILLE         | NEW LONDON | ADJ    | /69                    | NORWICH WATER DEPT                    |               |
| NAUGATUCK         | NEW HAVEN  | ADJ    | /68                    | CT W C-NAUGATUCK DIV                  |               |
| NEW BRITAIN       | HARTFORD   | ADJ    | /50                    | NEW BRITAIN WATER CO                  |               |
| NEW CANAAN        | FAIRFIELD  | ADJ    | /58                    | NEW CANAAN WATER CO                   |               |

COMMUNITIES SERVED FLUORIDATED DRINKING WATER,  
 BY COUNTY AND WATER SYSTEM WITHIN STATE (AS OF 12/31/85)

## CONNECTICUT

| COMMUNITY      | COUNTY     | STATUS | FLUOR<br>START<br>DATE | SYSTEM SUPPLYING<br>FLUORIDATED WATER | SOURCE SYSTEM |
|----------------|------------|--------|------------------------|---------------------------------------|---------------|
| NEW HAVEN      | NEW HAVEN  | ADJ    | /67                    | NEW HAVEN WATER CO                    |               |
| NEW LONDON     | NEW LONDON | ADJ    | /68                    | NEW LONDON WATER DEPT                 |               |
| NEWINGTON      | HARTFORD   | ADJ    | /60                    | HARTFORD METRO DIST                   |               |
| NORTH BRANFORD | NEW HAVEN  | ADJ    | /67                    | NEW HAVEN WATER CO                    |               |
| NORTH HAVEN    | NEW HAVEN  | ADJ    | /67                    | NEW HAVEN WATER CO                    |               |
| NORWALK (PART) | FAIRFIELD  | ADJ    | /68                    | NORWALK 1ST TAXING DIST               |               |
| NORWALK (PART) | FAIRFIELD  | ADJ    | /68                    | NORWALK 2ND TAXING DIST               |               |
| NORWICH        | NEW LONDON | ADJ    | /69                    | NORWICH WATER DEPT                    |               |
| OLD SAYBROOK   | MIDDLESEX  | ADJ    | /67                    | CT W C-GUILF-CHESTER DIV              |               |
| ORANGE         | NEW HAVEN  | ADJ    | /67                    | NEW HAVEN WATER CO                    |               |
| PLAINVILLE     | HARTFORD   | ADJ    | /82                    | PLAINVILLE                            |               |
| PRESTON        | NEW LONDON | ADJ    | /69                    | NORWICH WATER DEPT                    |               |
| ROCKY HILL     | HARTFORD   | ADJ    | /60                    | HARTFORD METRO DIST                   |               |
| SEYMOUR        | NEW HAVEN  | ADJ    | /79                    | ANSONIA-DERBY W C                     |               |
| SOUTH WINDSOR  | HARTFORD   | ADJ    | /67                    | CT W C-WESTERN                        |               |
| SOUTH WINDSOR  | HARTFORD   | ADJ    | /60                    | HARTFORD METRO DIST                   |               |
| SOUTHINGTON    | HARTFORD   | ADJ    | /68                    | SOUTHINGTON WATER DEPT                |               |
| STAMFORD       | FAIRFIELD  | ADJ    | /67                    | STAMFORD WATER CO                     |               |
| STONINGTON     | NEW LONDON | ADJ    | /53                    | MYSTIC VALLEY WATER CO                |               |
| STRAITFORD     | FAIRFIELD  | ADJ    | /67                    | BRIDGEPORT HYDRAULIC CO               |               |
| SUFFIELD       | HARTFORD   | ADJ    | /67                    | CT W C-WESTERN                        |               |
| TOLLAND (PART) | TOLLAND    | ADJ    | /67                    | ROCKVILLE WATER AND AQUEDUCT          |               |
| TORRINGTON     | LITCHFIELD | ADJ    | /58                    | TORRINGTON WATER CO                   |               |
| TRUMBULL       | FAIRFIELD  | ADJ    | /67                    | BRIDGEPORT HYDRAULIC CO               |               |

COMMUNITIES SERVED FLUORIDATED DRINKING WATER,  
BY COUNTY AND WATER SYSTEM WITHIN STATE (AS OF 12/31/85)

# CONNECTICUT

| COMMUNITY        | COUNTY     | STATUS | FLUOR<br>START<br>DATE | SYSTEM SUPPLYING<br>FLUORIDATED WATER | SOURCE SYSTEM |
|------------------|------------|--------|------------------------|---------------------------------------|---------------|
| VERNON (PART)    | TOLLAND    | ADJ    | /67                    | ROCKVILLE WATER AND AQUEDUCT          |               |
| WALLINGFORD      | NEW HAVEN  | ADJ    | /67                    | WALLINGFORD WATER DEPT                |               |
| WATERBURY        | NEW HAVEN  | ADJ    | /68                    | WATERBURY WATER DEPT                  |               |
| WATERFORD        | NEW LONDON | ADJ    | /68                    | NEW LONDON WATER DEPT                 |               |
| WATERTOWN (PART) | LITCHFIELD | ADJ    | /68                    | WATERBURY WATER DEPT                  |               |
| WEST HARTFORD    | HARTFORD   | ADJ    | /60                    | HARTFORD METRO DIST                   |               |
| WEST HAVEN       | NEW HAVEN  | ADJ    | /67                    | NEW HAVEN WATER CO                    |               |
| WESTBROOK        | MIDDLESEX  | ADJ    | /67                    | CT W C-GUILF-CHESTER DIV              |               |
| WESTON (PART)    | FAIRFIELD  | ADJ    | /67                    | BRIDGEPORT HYDRAULIC CO               |               |
| WESTPORT         | FAIRFIELD  | ADJ    | /67                    | BRIDGEPORT HYDRAULIC CO               |               |
| WEIHERSFIELD     | HARTFORD   | ADJ    | /60                    | HARTFORD METRO DIST                   |               |
| WILLIMANTIC      | WINDHAM    | ADJ    | /58                    | WILLIMANTIC WATER DEPT                |               |
| WILTON           | FAIRFIELD  | ADJ    | /67                    | BRIDGEPORT HYDRAULIC CO               |               |
| WINDHAM          | WINDHAM    | ADJ    | /58                    | WILLIMANTIC WATER DEPT                |               |
| WINDSOR          | HARTFORD   | ADJ    | /60                    | HARTFORD METRO DIST                   |               |
| WINDSOR LOCKS    | HARTFORD   | ADJ    | /67                    | CT W C-WESTERN                        |               |
| WOODBIDGE        | NEW HAVEN  | ADJ    | /67                    | NEW HAVEN WATER CO                    |               |



COMMUNITIES SERVED FLUORIDATED DRINKING WATER,  
BY COUNTY AND WATER SYSTEM WITHIN STATE (AS OF 12/31/85)

## DELAWARE

| COMMUNITY          | COUNTY        | STATUS | FLUOR<br>START<br>DATE | SYSTEM SUPPLYING<br>FLUORIDATED WATER | SOURCE SYSTEM |
|--------------------|---------------|--------|------------------------|---------------------------------------|---------------|
| ARDEN              | NEW CASTLE    | ADJ    | 3/72                   | WILMINGTON SUBURBAN W CORP            |               |
| BELLEFONTE         | NEW CASTLE    | ADJ    | 3/72                   | WILMINGTON SUBURBAN W CORP            |               |
| CLAYMONT           | NEW CASTLE    | ADJ    | 3/72                   | WILMINGTON SUBURBAN W CORP            |               |
| CLAYTON (PART)     | KENT          | NATL   |                        | CLAYTON 1                             |               |
| CLAYTON (PART)     | KENT          | NATL   |                        | CLAYTON 2                             |               |
| DAFB HOUSING ANNEX | KENT          | ADJ    | /80                    | DOVER AIR FORCE BASE HOUSING          |               |
| ELSMERE            | NEW CASTLE    | ADJ    | 4/73                   | ARTESIAN WATER COMPANY                |               |
| LEWES              | SUSSEX        | ADJ    | 2/64                   | LEWES WD                              |               |
| MILFORD            | KENT & SUSSEX | ADJ    | 11/73                  | MILFORD WD                            |               |
| NEWARK             | NEW CASTLE    | ADJ    | /51                    | NEWARK WD                             |               |
| SELBYVILLE         | SUSSEX        | ADJ    | 5/56                   | SELBYVILLE WD                         |               |
| TALLEYVILLE        | NEW CASTLE    | ADJ    | 1/60                   | WILMINGTON                            |               |
| WILMINGTON         | NEW CASTLE    | ADJ    | 1/60                   | WILMINGTON                            |               |

COMMUNITIES SERVED FLUORIDATED DRINKING WATER,  
BY COUNTY AND WATER SYSTEM WITHIN STATE (AS OF 12/31/85)

## DISTRICT OF COLUMBIA

| COMMUNITY       | COUNTY               | STATUS | FLUOR<br>START<br>DATE | SYSTEM SUPPLYING<br>FLUORIDATED WATER | SOURCE SYSTEM |
|-----------------|----------------------|--------|------------------------|---------------------------------------|---------------|
| WASHINGTON D.C. | DISTRICT OF COLUMBIA | ADJ    | 6/52                   | WASHINGTON AQUEDUCT-CORPS             | ENG           |

COMMUNITIES SERVED FLUORIDATED DRINKING WATER,  
BY COUNTY AND WATER SYSTEM WITHIN STATE (AS OF 12/31/85)

# FLORIDA

| COMMUNITY            | COUNTY     | STATUS | FLUOR<br>START<br>DATE | SYSTEM SUPPLYING<br>FLUORIDATED WATER | SOURCE SYSTEM |
|----------------------|------------|--------|------------------------|---------------------------------------|---------------|
| ALACHUA              | ALACHUA    | ADJ    | 6/80                   | ALACHUA                               |               |
| ANNA MARIA           | MANATEE    | NATL   |                        | ANNA MARIA                            |               |
| APALACHICOLA         | FRANKLIN   | NATL   |                        | APALACHICOLA                          |               |
| ARCADIA              | DE SOTO    | NATL   |                        | ARCADIA                               |               |
| ATLANTIC BEACH       | DUVAL      | NATL   |                        | JACKSONVILLE                          |               |
| AVON PARK            | HIGHLANDS  | ADJ    | 6/81                   | AVON PARK                             |               |
| BAL HARBOUR          | DADE       | ADJ    | 4/52                   | MIAMI                                 |               |
| BAY HARBOR ISLANDS   | DADE       | ADJ    | 4/52                   | MIAMI                                 |               |
| BELLE GLADE          | PALM BEACH | ADJ    | 12/56                  | BELLE GLADE                           |               |
| BISCAYNE PARK        | DADE       | ADJ    | 3/69                   | MIAMI                                 |               |
| BLOUNTSTOWN          | CALHOUN    | NATL   |                        | BLOUNTSTOWN                           |               |
| BRADENTON BEACH      | MANATEE    | NATL   |                        | BRADENTON BEACH                       |               |
| BROADVIEW PARK       | BROWARD    | ADJ    | 8/76                   | BROADVIEW PK WC                       |               |
| CAPE CANAVERAL       | BREVARD    | ADJ    | 11/55                  | COCOA                                 |               |
| CAPE CORAL           | LEE        | NATL   |                        | CAPE CORAL                            |               |
| CLEWISTON            | HENDRY     | ADJ    | 10/51                  | US SUGAR CORP                         |               |
| COCOA                | BREVARD    | ADJ    | 11/55                  | COCOA                                 |               |
| COCOA BEACH          | BREVARD    | ADJ    | 11/55                  | COCOA                                 |               |
| CORAL GABLES         | DADE       | ADJ    | 4/52                   | MIAMI                                 |               |
| CRESTVIEW            | OKALOOSA   | ADJ    | 4/85                   | CRESTVIEW                             |               |
| DANIA                | BROWARD    | ADJ    | 1/78                   | DANIA                                 |               |
| DAVIE                | BROWARD    | ADJ    | 1/78                   | DAVIE                                 |               |
| DAYTONA BEACH        | VOLUSIA    | ADJ    | 1/66                   | DAYTONA BEACH                         |               |
| DAYTONA BEACH SHORES | VOLUSIA    | ADJ    | 1/66                   | DAYTONA BEACH                         |               |

COMMUNITIES SERVED FLUORIDATED DRINKING WATER,  
BY COUNTY AND WATER SYSTEM WITHIN STATE (AS OF 12/31/85)

# FLORIDA

| COMMUNITY          | COUNTY       | STATUS | FLUOR<br>START<br>DATE | SYSTEM SUPPLYING<br>FLUORIDATED WATER | SOURCE SYSTEM |
|--------------------|--------------|--------|------------------------|---------------------------------------|---------------|
| DESTIN             | OKALOOSA     | NATL   |                        | DESTIN                                |               |
| EAST NAPLES        | COLLIER      | ADJ    | 1/59                   | NAPLES                                |               |
| EGLIN AFB          | OKALOOSA     | ADJ    |                        | EGLIN AFB                             |               |
| EL PORTAL          | DADE         | ADJ    | 4/52                   | MIAMI                                 |               |
| EUSTIS             | LAKE         | ADJ    | 5/84                   | EUSTIS                                |               |
| EVERGLADES         | COLLIER      | NATL   |                        | EVERGLADES                            |               |
| FELLSMERE          | INDIAN RIVER | NATL   |                        | FELLSMERE                             |               |
| FERNANDINA BEACH   | NASSAU       | NATL   |                        | FERNANDINA BEACH                      |               |
| FORT MYERS         | LEE          | ADJ    | 1/75                   | FORT MYERS                            |               |
| FORT PIERCE        | ST. LUCIE    | ADJ    | 6/63                   | FORT PIERCE                           |               |
| FORT WALTON BEACH  | OKALOOSA     | NATL   |                        | FORT WALTON BEACH                     |               |
| FORT WHITE         | COLUMBIA     | NATL   |                        | FORT WHITE                            |               |
| FT LAUDERDALE      | BROWARD      | ADJ    | 5/81                   | FT LAUDERDALE                         |               |
| GAINESVILLE        | ALACHUA      | ADJ    | 10/49                  | GAINESVILLE                           |               |
| GREEN COVE SPRINGS | CLAY         | ADJ    | 12/82                  | GREEN COVE SPRINGS                    |               |
| HALLANDALE         | BROWARD      | ADJ    | /75                    | HALLANDALE                            |               |
| HARLEM             | HENDRY       | ADJ    | 10/51                  | US SUGAR CORP                         |               |
| HASTINGS           | ST. JOHNS    | NATL   |                        | HASTINGS                              |               |
| HIACLEAH           | DADE         | ADJ    | 4/52                   | MIAMI                                 |               |
| HIACLEAH GARDENS   | DADE         | ADJ    | 4/52                   | MIAMI                                 |               |
| HIGH SPRINGS       | ALACHUA      | ADJ    | 1/79                   | HIGH SPRINGS                          |               |
| HOLLY HILL         | VOLUSIA      | ADJ    | 1/66                   | DAYTONA BEACH                         |               |
| HOLLYWOOD          | BROWARD      | ADJ    | 6/77                   | HOLLYWOOD                             |               |
| HOLMES BEACH       | MANATEE      | NATL   |                        | HOLMES BEACH                          |               |

COMMUNITIES SERVED FLUORIDATED DRINKING WATER,  
BY COUNTY AND WATER SYSTEM WITHIN STATE (AS OF 12/31/85)

# FLORIDA

| COMMUNITY            | COUNTY   | STATUS | FLUOR<br>START<br>DATE | SYSTEM SUPPLYING<br>FLUORIDATED WATER | SOURCE SYSTEM |
|----------------------|----------|--------|------------------------|---------------------------------------|---------------|
| HOMESTEAD AFB        | DADE     | ADJ    |                        | HOMESTEAD AFB                         |               |
| INDIALANTIC          | BREVARD  | ADJ    | 11/66                  | MELBOURNE                             |               |
| INDIAN CREEK VILLAGE | DADE     | ADJ    | 4/52                   | MIAMI                                 |               |
| INDIAN HARBOUR BEACH | BREVARD  | ADJ    | 11/66                  | MELBOURNE                             |               |
| JACKSONVILLE         | DUVAL    | NATL   |                        | JACKSONVILLE                          |               |
| JACKSONVILLE BEACH   | DUVAL    | NATL   |                        | JACKSONVILLE                          |               |
| KENDALL              | DADE     | ADJ    | 4/52                   | MIAMI                                 |               |
| KISSIMMEE            | OSCEOLA  | ADJ    | 5/81                   | KISSIMMEE                             |               |
| LAKE ALFRED          | POLK     | ADJ    | 11/82                  | LAKE ALFRED                           |               |
| LAKE CITY            | COLUMBIA | ADJ    | 12/82                  | LAKE CITY                             |               |
| LAKELAND             | POLK     | ADJ    | 3/82                   | LAKELAND                              |               |
| LAUDERHILL           | BROWARD  | ADJ    | 3/75                   | LAUDERHILL                            |               |
| LEESBURG             | LAKE     | ADJ    | /62                    | LEESBURG                              |               |
| LIVE OAK             | SUWANEE  | ADJ    | 4/82                   | LIVE OAK                              |               |
| LONGWOOD             | SEMINOLE | ADJ    | 6/82                   | LONGWOOD                              |               |
| MACCLENNY            | BAKER    | NATL   |                        | MACCLENNY                             |               |
| MADISON              | MADISON  | ADJ    | 5/85                   | MADISON                               |               |
| MAITLAND             | ORANGE   | ADJ    | 3/78                   | MAITLAND                              |               |
| MARGATE              | BROWARD  | ADJ    | 11/77                  | MARGATE                               |               |
| MEDLEY               | DADE     | ADJ    | 11/64                  | MIAMI                                 |               |
| MELBOURNE            | BREVARD  | ADJ    | 11/66                  | MELBOURNE                             |               |
| MELBOURNE BEACH      | BREVARD  | ADJ    | 11/66                  | MELBOURNE                             |               |
| MERRITT ISLAND       | BREVARD  | ADJ    | 11/55                  | COCOA                                 |               |
| MEXICO BEACH         | BAY      | NATL   |                        | MEXICO BEACH                          |               |

COMMUNITIES SERVED FLUORIDATED DRINKING WATER,  
BY COUNTY AND WATER SYSTEM WITHIN STATE (AS OF 12/31/85)

# FLORIDA

| COMMUNITY         | COUNTY     | STATUS | FLUOR<br>START<br>DATE | SYSTEM SUPPLYING<br>FLUORIDATED WATER | SOURCE SYSTEM |
|-------------------|------------|--------|------------------------|---------------------------------------|---------------|
| MIAMI             | DADE       | ADJ    | 4/52                   | MIAMI                                 |               |
| MIAMI BEACH       | DADE       | ADJ    | 4/52                   | MIAMI                                 |               |
| MIAMI SHORES      | DADE       | ADJ    | 4/52                   | MIAMI                                 |               |
| MIAMI SPRINGS     | DADE       | ADJ    | 4/52                   | MIAMI                                 |               |
| MILTON            | SANTA ROSA | ADJ    | 5/85                   | MILTON                                |               |
| MIRAMAR           | BROWARD    | ADJ    | /75                    | MIRAMAR                               |               |
| NAPLES            | COLLIER    | ADJ    | 10/51                  | NAPLES                                |               |
| NAPLES PARK       | COLLIER    | ADJ    | 1/67                   | NAPLES                                |               |
| NEPTUNE BEACH     | DUVAL      | NATL   |                        | JACKSONVILLE                          |               |
| NEW SMYRNA BEACH  | VOLUSIA    | ADJ    | 6/83                   | NEW SMYRNA BEACH                      |               |
| NICEVILLE         | OKALOOSA   | ADJ    | 7/81                   | NICEVILLE                             |               |
| NORTH BAY         | DADE       | ADJ    | 4/52                   | MIAMI                                 |               |
| NORTH LAUDERDALE  | BROWARD    | ADJ    | 10/76                  | NORTH LAUDERDALE                      |               |
| NORTH MIAMI       | DADE       | ADJ    | 3/69                   | MIAMI                                 |               |
| OCALA             | MARION     | ADJ    | 11/56                  | OCALA                                 |               |
| OKEECHOBEE        | OKEECHOBEE | ADJ    | 5/82                   | OKEECHOBEE                            |               |
| ONECO             | MANATEE    | NATL   |                        | ONECO                                 |               |
| OPA-LOCKA         | DADE       | ADJ    | 4/52                   | MIAMI                                 |               |
| ORLANDO           | ORANGE     | ADJ    | 11/56                  | ORLANDO                               |               |
| ORMOND BEACH      | VOLUSIA    | ADJ    | 8/61                   | ORMOND BEACH                          |               |
| ORMOND BY THE SEA | VOLUSIA    | ADJ    | 8/61                   | ORMOND BEACH                          |               |
| PALM BAY          | BREVARD    | ADJ    | 11/66                  | MELBOURNE                             |               |
| PALMA SOLA        | MANATEE    | NATL   |                        | PALMA SOLA                            |               |
| PALMDALE          | BROWARD    | ADJ    | /75                    | UNIVERSITY UTILITIES                  |               |

COMMUNITIES SERVED FLUORIDATED DRINKING WATER,  
BY COUNTY AND WATER SYSTEM WITHIN STATE (AS OF 12/31/85)

# FLORIDA

| COMMUNITY           | COUNTY       | STATUS | FLUOR<br>START<br>DATE | SYSTEM SUPPLYING<br>FLUORIDATED WATER | SOURCE SYSTEM |
|---------------------|--------------|--------|------------------------|---------------------------------------|---------------|
| PALMETTO            | MANATEE      | NATL   |                        | PALMETTO                              |               |
| PATRICK AFB         | BREVARD      | ADJ    | 11/55                  | PATRICK AFB                           |               |
| PLANTATION (PART)   | BROWARD      | ADJ    | 1/78                   | PLANTATION                            |               |
| PORT ORANGE         | VOLUSIA      | ADJ    | 6/82                   | PORT ORANGE                           |               |
| PORT ST JOE         | GULF         | NATL   |                        | PORT ST JOE                           |               |
| ROCKLEDGE           | BREVARD      | ADJ    | 11/55                  | COCOA                                 |               |
| SAINT CLOUD         | OSCEOLA      | ADJ    | 3/75                   | SAINT CLOUD                           |               |
| SANFORD             | SEMINOLE     | ADJ    | 1/66                   | SANFORD                               |               |
| SANTIBEL            | LEE          | NATL   |                        | GREATER PINE ISLAND                   |               |
| SARASOTA            | SARASOTA     | NATL   |                        | SARASOTA                              |               |
| SATELLITE BEACH     | BREVARD      | ADJ    | 11/66                  | MELBOURNE                             |               |
| SEBRING             | HIGHLANDS    | ADJ    | 11/79                  | SEBRING                               |               |
| SNEADS              | JACKSON      | NATL   |                        | SNEADS                                |               |
| SOUTH DAYTONA BEACH | VOLUSIA      | ADJ    | 6/66                   | DAYTONA BEACH                         |               |
| SOUTH MIAMI         | DADE         | ADJ    | 4/52                   | MIAMI                                 |               |
| SUNRISE             | BROWARD      | ADJ    | 5/83                   | SUNRISE                               |               |
| SUNTREE             | BREVARD      | ADJ    | 11/55                  | COCOA                                 |               |
| SURFSIDE            | DADE         | ADJ    | 4/52                   | MIAMI                                 |               |
| SWEETWATER          | DADE         | ADJ    | 5/61                   | MIAMI                                 |               |
| TAVARES             | LAKE         | ADJ    | 8/83                   | TAVARES                               |               |
| TEMPLE TERRACE      | HILLSBOROUGH | ADJ    |                        | TEMPLE TERRACE UTILITY                |               |
| TITUSVILLE          | BREVARD      | ADJ    | 6/83                   | TITUSVILLE                            |               |
| TYNDALL AFB         | BAY          | ADJ    |                        | TYNDALL AFB                           |               |
| UMATILLA            | LAKE         | ADJ    | 8/84                   | UMATILLA                              |               |

COMMUNITIES SERVED FLUORIDATED DRINKING WATER,  
 BY COUNTY AND WATER SYSTEM WITHIN STATE (AS OF 12/31/85)

# FLORIDA

| COMMUNITY        | COUNTY       | STATUS | FLUOR<br>START<br>DATE | SYSTEM SUPPLYING<br>FLUORIDATED WATER | SOURCE SYSTEM |
|------------------|--------------|--------|------------------------|---------------------------------------|---------------|
| VENICE           | SARASOTA     | NATL   |                        | VENICE                                |               |
| VERO BEACH       | INDIAN RIVER | ADJ    | 9/84                   | VERO BEACH                            |               |
| VIRGINIA GARDENS | DADE         | ADJ    | 4/52                   | MIAMI                                 |               |
| WAUCHULA         | HARDEE       | NATL   |                        | WAUCHULA                              |               |
| WEST MELBOURNE   | BREVARD      | ADJ    | 11/66                  | MELBOURNE                             |               |
| WEST MIAMI       | DADE         | ADJ    | 4/52                   | MIAMI                                 |               |
| WEWAHITCHKA      | GULF         | NATL   |                        | WEWAHITCHKA                           |               |
| ZOLFO SPRINGS    | HARDEE       | NATL   |                        | ZOLFO SPRINGS                         |               |



COMMUNITIES SERVED FLUORIDATED DRINKING WATER,  
BY COUNTY AND WATER SYSTEM WITHIN STATE (AS OF 12/31/85)

# GEORGIA

| COMMUNITY    | COUNTY     | STATUS | FLUOR<br>START<br>DATE | SYSTEM SUPPLYING<br>FLUORIDATED WATER | SOURCE SYSTEM                 |
|--------------|------------|--------|------------------------|---------------------------------------|-------------------------------|
| ACWORTH      | COBB       | CONS   |                        | ACWORTH                               | COBB COUNTY-MARIETTA WAT AUTH |
| ADAIRSVILLE  | BARTOW     | ADJ    | /79                    | ADAIRSVILLE                           |                               |
| ALBANY       | DOUGHERTY  | ADJ    | 9/53                   | ALBANY                                |                               |
| ALMA         | BACON      | ADJ    | /74                    | ALMA                                  |                               |
| ALPHARETTA   | FULTON     | CONS   |                        | ALPHARETTA                            | FULTON CO (PART)              |
| AMERICUS     | SUMTER     | ADJ    | /74                    | AMERICUS                              |                               |
| ARABI        | CRISP      | ADJ    | /53                    | ARABI                                 |                               |
| ARLINGTON    | CALHOUN    | ADJ    | /79                    | ARLINGTON                             |                               |
| ARNOLDSVILLE | OGLETHORPE | ADJ    | /79                    | ARNOLDSVILLE                          |                               |
| ASHBURN      | TURNER     | ADJ    | 9/72                   | ASHBURN                               |                               |
| ATHENS       | CLARKE     | ADJ    | 5/51                   | ATHENS                                |                               |
| ATLANTA      | FULTON     | ADJ    | 7/69                   | ATLANTA                               |                               |
| AUBURN       | BARROW     | ADJ    | /79                    | AUBURN                                |                               |
| AUGUSTA      | RICHMOND   | ADJ    | 7/55                   | AUGUSTA                               |                               |
| AUSTELL      | COBB       | CONS   |                        | AUSTELL                               | COBB COUNTY-MARIETTA WAT AUTH |
| BACONTON     | MITCHELL   | ADJ    | /75                    | BACONTON                              |                               |
| BAINBRIDGE   | DECATUR    | ADJ    | /74                    | BAINBRIDGE                            |                               |
| BALL GROUND  | CHEROKEE   | ADJ    | /79                    | BALL GROUND                           |                               |
| BARNESVILLE  | LAMAR      | ADJ    | 5/55                   | BARNESVILLE                           |                               |
| BAXLEY       | APPLING    | ADJ    | 9/81                   | BAXLEY                                |                               |
| BLACKSHEAR   | PIERCE     | ADJ    | /74                    | BLACKSHEAR                            |                               |
| BLAIRSVILLE  | UNION      | ADJ    | /75                    | BLAIRSVILLE                           |                               |
| BLAKELY      | EARLY      | ADJ    | 10/65                  | BLAKELY                               |                               |
| BLUE RIDGE   | FANNIN     | ADJ    | /75                    | BLUE RIDGE                            |                               |

COMMUNITIES SERVED FLUORIDATED DRINKING WATER,  
BY COUNTY AND WATER SYSTEM WITHIN STATE (AS OF 12/31/85)

# GEORGIA

| COMMUNITY    | COUNTY   | STATUS | FLUOR<br>START<br>DATE | SYSTEM SUPPLYING<br>FLUORIDATED WATER | SOURCE SYSTEM   |
|--------------|----------|--------|------------------------|---------------------------------------|-----------------|
| BOSTON       | THOMAS   | ADJ    | 8/84                   | BOSTON                                |                 |
| BOWDON       | CARROLL  | ADJ    | /79                    | BOWDON                                |                 |
| BREMEN       | HARALSON | ADJ    | /75                    | BREMEN                                |                 |
| BRONWOOD     | TERRELL  | ADJ    | /74                    | BRONWOOD                              |                 |
| BROOKS       | FAYETTE  | ADJ    | /75                    | BROOKS                                |                 |
| BROXTON      | COFFEE   | ADJ    | 8/85                   | BROXTON                               |                 |
| BRUNSWICK    | GLYNN    | ADJ    | 4/82                   | BRUNSWICK                             |                 |
| BUCHANAN     | HARALSON | CONS   |                        | BUCHANAN                              | HARALSON COUNTY |
| BUENA VISTA  | MARION   | ADJ    | 7/79                   | BUENA VISTA                           |                 |
| BUFORD       | GWINNETT | ADJ    | 11/68                  | BUFORD                                |                 |
| BUTLER       | TAYLOR   | ADJ    | /74                    | BUTLER                                |                 |
| BYRON        | PEACH    | ADJ    | 9/84                   | BYRON                                 |                 |
| CAIRO        | GRADY    | ADJ    | 2/84                   | CAIRO                                 |                 |
| CALHOUN      | GORDON   | ADJ    | 8/57                   | CALHOUN                               |                 |
| CAMILLA      | MITCHELL | ADJ    | 11/66                  | CAMILLA                               |                 |
| CANTON       | CHEROKEE | ADJ    | 5/56                   | CANTON                                |                 |
| CARLTON      | MADISON  | ADJ    | /77                    | CARLTON                               |                 |
| CARNESVILLE  | FRANKLIN | ADJ    | /79                    | CARNESVILLE                           |                 |
| CARROLLTON   | CARROLL  | ADJ    | /74                    | CARROLLTON                            |                 |
| CARTERSVILLE | BARTOW   | ADJ    | /73                    | CARTERSVILLE                          |                 |
| CAVE SPRING  | FLOYD    | ADJ    | /60                    | CAVE SPRING                           |                 |
| CEDARTOWN    | POLK     | ADJ    | 10/82                  | CEDARTOWN                             |                 |
| CENTERVILLE  | HOUSTON  | ADJ    | /75                    | CENTERVILLE                           |                 |
| CHATSWORTH   | MURRAY   | ADJ    | /79                    | CHATSWORTH                            |                 |

COMMUNITIES SERVED FLUORIDATED DRINKING WATER,  
BY COUNTY AND WATER SYSTEM WITHIN STATE (AS OF 12/31/85)

# GEORGIA

| COMMUNITY    | COUNTY        | STATUS | FLUOR<br>START<br>DATE | SYSTEM SUPPLYING<br>FLUORIDATED WATER | SOURCE SYSTEM   |
|--------------|---------------|--------|------------------------|---------------------------------------|-----------------|
| CHICKAMAUGA  | WALKER        | ADJ    | 10/83                  | CHICKAMAUGA                           |                 |
| CLARKESVILLE | HABERSHAM     | ADJ    | 5/64                   | CLARKESVILLE                          |                 |
| CLARKSTON    | DE KALB       | ADJ    | /54                    | DEKALB COUNTY                         |                 |
| CLAYTON      | RABUN         | ADJ    | /75                    | CLAYTON                               |                 |
| CLEVELAND    | WHITE         | ADJ    | /75                    | CLEVELAND                             |                 |
| COCHRAN      | BLECKLEY      | ADJ    | 8/81                   | COCHRAN                               |                 |
| COLBERT      | MADISON       | ADJ    | /79                    | COLBERT                               |                 |
| COLLEGE PARK | FULTON        | CONS   |                        | COLLEGE PARK                          | EAST POINT      |
| COLQUITT     | MILLER        | ADJ    | 12/84                  | COLQUITT                              |                 |
| COLUMBUS     | MUSCOGEE      | ADJ    | /74                    | COLUMBUS                              |                 |
| COMER        | MADISON       | ADJ    | /79                    | COMER                                 |                 |
| COMMERCE     | JACKSON       | ADJ    | /75                    | COMMERCE                              |                 |
| CONYERS      | ROCKDALE      | ADJ    | 12/63                  | CONYERS                               |                 |
| CORDELE      | CRISP         | ADJ    | 4/56                   | CORDELE                               |                 |
| CORNELIA     | HABERSHAM     | ADJ    | 10/57                  | CORNELIA                              |                 |
| COVINGTON    | NEWTON        | ADJ    | 5/60                   | COVINGTON                             |                 |
| CUMMING      | FORSYTH       | ADJ    | 8/59                   | CUMMING                               |                 |
| CUSSETA      | CHATTAHOOCHEE | ADJ    | 10/85                  | CUSSETA                               |                 |
| CUTHBERT     | RANDOLPH      | ADJ    | 4/84                   | CUTHBERT                              |                 |
| DACULA       | GWINNETT      | CONS   |                        | DACULA                                | GWINNETT COUNTY |
| DAHLONEGA    | LUMPKIN       | ADJ    | /74                    | DAHLONEGA                             |                 |
| DALTON       | WHITFIELD     | ADJ    | 4/67                   | DALTON                                |                 |
| DANIELSVILLE | MADISON       | ADJ    | /78                    | DANIELSVILLE                          |                 |
| DARIEN       | MCINTOSH      | ADJ    | 1/82                   | DARIEN                                |                 |

COMMUNITIES SERVED FLUORIDATED DRINKING WATER,  
BY COUNTY AND WATER SYSTEM WITHIN STATE (AS OF 12/31/85)

# GEORGIA

| COMMUNITY      | COUNTY     | STATUS | FLUOR<br>START<br>DATE | SYSTEM SUPPLYING<br>FLUORIDATED WATER | SOURCE SYSTEM   |
|----------------|------------|--------|------------------------|---------------------------------------|-----------------|
| DAVISBORO      | WASHINGTON | ADJ    | /75                    | DAVISBORO                             |                 |
| DAWSON         | TERRELL    | ADJ    | /74                    | DAWSON                                |                 |
| DAWSONVILLE    | DAWSON     | ADJ    | /79                    | DAWSONVILLE                           |                 |
| DONALDSONVILLE | SEMINOLE   | ADJ    | 11/64                  | DONALDSONVILLE                        |                 |
| DOUGLAS        | COFFEE     | ADJ    | 12/63                  | DOUGLAS                               |                 |
| DOUGLASVILLE   | DOUGLAS    | ADJ    | /74                    | DOUGLASVILLE                          |                 |
| DUBLIN         | LAURENS    | ADJ    | 12/60                  | DUBLIN                                |                 |
| DULUTH         | GWINNETT   | CONS   |                        | DULUTH                                | GWINNETT COUNTY |
| EAST DUBLIN    | LAURENS    | ADJ    | 6/81                   | EAST DUBLIN                           |                 |
| EAST ELLIJAY   | GILMER     | CONS   |                        | EAST ELLIJAY                          | ELLIJAY         |
| EAST POINT     | FULTON     | ADJ    | 7/69                   | EAST POINT                            |                 |
| EASTMAN        | DODGE      | ADJ    | 11/56                  | EASTMAN                               |                 |
| EATONTON       | PUTNAM     | ADJ    | 12/60                  | EATONTON                              |                 |
| EDISON         | CALHOUN    | ADJ    | /74                    | EDISON                                |                 |
| ELBERTON       | ELBERT     | ADJ    | 12/57                  | ELBERTON                              |                 |
| ELLAVILLE      | SCHLEY     | ADJ    | /75                    | ELLAVILLE                             |                 |
| ELLIJAY        | GILMER     | ADJ    | /74                    | ELLIJAY                               |                 |
| EMERSON        | BARTOW     | ADJ    | /75                    | EMERSON                               |                 |
| FAIRBURN       | FULTON     | CONS   |                        | FAIRBURN                              | ATLANTA         |
| FAIRMOUNT      | GORDON     | CONS   |                        | FAIRMOUNT                             | CALHOUN         |
| FAYETTEVILLE   | FAYETTE    | CONS   |                        | FAYETTEVILLE                          | ATLANTA         |
| FITZGERALD     | BEN HILL   | ADJ    | 6/57                   | FITZGERALD                            |                 |
| FLOWERY BRANCH | HALL       | ADJ    | /79                    | FLOWERY BRANCH                        |                 |
| FOLKSTON       | CHARLTON   | ADJ    | 5/82                   | FOLKSTON                              |                 |

COMMUNITIES SERVED FLUORIDATED DRINKING WATER,  
BY COUNTY AND WATER SYSTEM WITHIN STATE (AS OF 12/31/85)

# GEORGIA

| COMMUNITY        | COUNTY      | STATUS | FLUOR<br>START<br>DATE | SYSTEM SUPPLYING<br>FLUORIDATED WATER | SOURCE SYSTEM                 |
|------------------|-------------|--------|------------------------|---------------------------------------|-------------------------------|
| FOREST PARK      | CLAYTON     | CONS   |                        | FOREST PARK                           | ATLANTA                       |
| FORSYTH          | MONROE      | ADJ    | 6/57                   | FORSYTH                               |                               |
| FORT BENNING     | MUSCOGEE    | ADJ    | /73                    | FORT BENNING                          |                               |
| FORT GAINES      | CLAY        | NATL   |                        | FORT GAINES                           |                               |
| FORT GORDON      | RICHMOND    | ADJ    | /55                    | FORT GORDON                           |                               |
| FORT OGLETHORPE  | CATOOSA     | CONS   |                        | FORT OGLETHORPE                       | TENNESSEE-AMERICAN WTR CO, TN |
| FORT STEWART     | BRYAN       | ADJ    | /69                    | FORT STEWART                          |                               |
| FORT VALLEY      | PEACH       | ADJ    | 6/55                   | FORT VALLEY                           |                               |
| FRANKLIN         | HEARD       | ADJ    | /78                    | FRANKLIN                              |                               |
| FRANKLIN SPRINGS | FRANKLIN    | ADJ    | /75                    | FRANKLIN SPRINGS                      |                               |
| GAINESVILLE      | HALL        | ADJ    | 6/52                   | GAINESVILLE                           |                               |
| GARDEN CITY      | CHATHAM     | ADJ    | 6/83                   | GARDEN CITY                           |                               |
| GLENNVILLE       | TAITNALL    | ADJ    | 8/81                   | GLENNVILLE                            |                               |
| GORDON           | WILKINSON   | ADJ    | 5/82                   | GORDON                                |                               |
| GRANVILLE        | COWETA      | ADJ    | /75                    | GRANVILLE                             |                               |
| GRAY             | JONES       | ADJ    | 4/85                   | GRAY                                  |                               |
| GRAYSON          | GWINNETT    | CONS   |                        | GRAYSON                               | GWINNETT COUNTY               |
| GREENSBORO       | GREENE      | ADJ    | /75                    | GREENSBORO                            |                               |
| GREENVILLE       | MERTHWETHER | ADJ    | /75                    | GREENVILLE                            |                               |
| GRIFFIN          | SPALDING    | ADJ    | 10/54                  | GRIFFIN-SPALDING                      |                               |
| GROVETOWN        | COLUMBIA    | ADJ    | 10/80                  | GROVETOWN                             |                               |
| GUYTON           | EFFINGHAM   | ADJ    | /74                    | GUYTON                                |                               |
| HAHIRA           | LOWNDES     | ADJ    | /84                    | HAHIRA                                |                               |
| HAPEVILLE        | FULTON      | CONS   |                        | HAPEVILLE                             | ATLANTA                       |

COMMUNITIES SERVED FLUORIDATED DRINKING WATER,  
BY COUNTY AND WATER SYSTEM WITHIN STATE (AS OF 12/31/85)

# GEORGIA

| COMMUNITY     | COUNTY     | STATUS | FLUOR<br>START<br>DATE | SYSTEM SUPPLYING<br>FLUORIDATED WATER | SOURCE SYSTEM                 |
|---------------|------------|--------|------------------------|---------------------------------------|-------------------------------|
| HARLEM        | COLUMBIA   | ADJ    | /65                    | HARLEM                                |                               |
| HARTWELL      | HART       | ADJ    | 7/65                   | HARTWELL                              |                               |
| HAWKINSVILLE  | PULASKI    | ADJ    | /74                    | HAWKINSVILLE                          |                               |
| HAZELHURST    | JEFF DAVIS | ADJ    | /70                    | HAZELHURST                            |                               |
| HEPZIBAH      | RICHMOND   | ADJ    | /74                    | HEPZIBAH                              |                               |
| HINESVILLE    | LIBERTY    | ADJ    | /81                    | HINESVILLE                            |                               |
| HOGANSVILLE   | TROUP      | ADJ    | 9/55                   | HOGANSVILLE                           |                               |
| HOLLY SPRINGS | CHEROKEE   | CONS   |                        | HOLLY SPRINGS                         | CANTON                        |
| HOMERVILLE    | CLINCH     | ADJ    | /74                    | HOMERVILLE                            |                               |
| HOSCHTON      | JACKSON    | ADJ    | /79                    | HOSCHTON                              |                               |
| IDEAL         | MACON      | ADJ    | /74                    | IDEAL                                 |                               |
| IILA          | MADISON    | ADJ    | /79                    | IILA                                  |                               |
| JASPER        | PICKENS    | ADJ    | /75                    | JASPER                                |                               |
| JEFFERSON     | JACKSON    | ADJ    | /75                    | JEFFERSON                             |                               |
| JESUP         | WAYNE      | ADJ    | 5/82                   | JESUP                                 |                               |
| JONESBORO     | CLAYTON    | ADJ    | 8/65                   | JONESBORO                             |                               |
| KENNESAW      | COBB       | CONS   |                        | KENNESAW                              | COBB COUNTY-MARIETTA WAT AUTH |
| LA FAYETTE    | WALKER     | ADJ    | 12/60                  | LA FAYETTE                            |                               |
| LA GRANGE     | TROUP      | ADJ    | 4/56                   | LA GRANGE                             |                               |
| LAKELAND      | LANIER     | ADJ    | 10/83                  | LAKELAND                              |                               |
| LAVONIA       | FRANKLIN   | ADJ    | 12/68                  | LAVONIA                               |                               |
| LAWRENCEVILLE | GWINNETT   | CONS   |                        | LAWRENCEVILLE                         | GWINNETT COUNTY               |
| LEESBURG      | LEE        | ADJ    | 5/85                   | LEESBURG                              |                               |
| LILLY         | DOOLY      | ADJ    | /74                    | LILLY                                 |                               |

COMMUNITIES SERVED FLUORIDATED DRINKING WATER,  
BY COUNTY AND WATER SYSTEM WITHIN STATE (AS OF 12/31/85)

# GEORGIA

| COMMUNITY     | COUNTY     | STATUS | FLUOR<br>START<br>DATE | SYSTEM SUPPLYING<br>FLUORIDATED WATER | SOURCE SYSTEM                 |
|---------------|------------|--------|------------------------|---------------------------------------|-------------------------------|
| LINCOLNTON    | LINCOLN    | ADJ    | /69                    | LINCOLNTON                            |                               |
| LOCUST GROVE  | HENRY      | ADJ    | /75                    | LOCUST GROVE                          |                               |
| LOGANVILLE    | GWINNETT   | CONS   |                        | LOGANVILLE                            | GWINNETT COUNTY               |
| LOUISVILLE    | JEFFERSON  | ADJ    | /55                    | LOUISVILLE                            |                               |
| LUDOWICI      | LONG       | ADJ    | /74                    | LUDOWICI                              |                               |
| LULA          | HALL       | ADJ    | /75                    | LULA                                  |                               |
| LUMBER CITY   | TELFAIR    | ADJ    | /84                    | LUMBER CITY                           |                               |
| LUMPKIN       | STEWART    | ADJ    | 8/85                   | LUMPKIN                               |                               |
| LYONS         | TOOMBS     | ADJ    | 10/69                  | LYONS                                 |                               |
| MACON         | BIBB       | ADJ    | 7/82                   | MACON-BIBB CO                         |                               |
| MADISON       | MORGAN     | ADJ    | 12/64                  | MADISON                               |                               |
| MANCHESTER    | MERIWETHER | ADJ    | 4/60                   | MANCHESTER                            |                               |
| MANSFIELD     | NEWTON     | ADJ    | /75                    | MANSFIELD                             |                               |
| MARIETTA      | COBB       | CONS   |                        | MARIETTA                              | COBB COUNTY-MARIETTA WAT AUTH |
| MARSHALLVILLE | MACON      | ADJ    | 8/84                   | MARSHALLVILLE                         |                               |
| MAYSVILLE     | BANKS      | ADJ    | /79                    | MAYSVILLE                             |                               |
| MC CAYSVILLE  | FANNIN     | ADJ    | /79                    | MC CAYSVILLE                          |                               |
| MC RAE        | TELFAIR    | ADJ    | /74                    | MC RAE                                |                               |
| MCDONOUGH     | HENRY      | ADJ    | /81                    | MCDONOUGH                             |                               |
| MEIGS         | THOMAS     | ADJ    | 5/85                   | MEIGS                                 |                               |
| MILLEDGEVILLE | BALDWIN    | ADJ    | 11/64                  | MILLEDGEVILLE                         |                               |
| MILLEN        | JENKINS    | ADJ    | 4/84                   | MILLEN                                |                               |
| MILNER        | LAMAR      | CONS   |                        | MILNER                                | BARNESVILLE                   |
| MILSTEAD      | ROCKDALE   | CONS   |                        | MILSTEAD                              | CONYERS                       |

COMMUNITIES SERVED FLUORIDATED DRINKING WATER,  
BY COUNTY AND WATER SYSTEM WITHIN STATE (AS OF 12/31/85)

# GEORGIA

| COMMUNITY     | COUNTY     | STATUS | FLUOR<br>START<br>DATE | SYSTEM SUPPLYING<br>FLUORIDATED WATER | SOURCE SYSTEM                 |
|---------------|------------|--------|------------------------|---------------------------------------|-------------------------------|
| MONROE        | WALTON     | ADJ    | 8/52                   | MONROE                                |                               |
| MONTEZUMA     | MACON      | ADJ    | 3/60                   | MONTEZUMA                             |                               |
| MONTECELLO    | JASPER     | ADJ    | 5/59                   | MONTECELLO                            |                               |
| MONROSE       | LAURENS    | ADJ    | /75                    | MONROSE                               |                               |
| MORGANTON     | FANNIN     | ADJ    | /75                    | MORGANTON                             |                               |
| MOULTRIE      | COLQUITT   | ADJ    | /83                    | MOULTRIE                              |                               |
| MOUNT VERNON  | MONTGOMERY | ADJ    | /84                    | MOUNT VERNON                          |                               |
| MOUNTAIN PARK | FULTON     | CONS   |                        | MOUNTAIN PARK                         | COBB COUNTY-MARIETTA WAT AUTH |
| NAHUNTA       | BRANTLEY   | ADJ    | /75                    | NAHUNTA                               |                               |
| NASHVILLE     | BERRIEN    | ADJ    | /75                    | NASHVILLE                             |                               |
| NEWMAN        | COWETA     | ADJ    | 7/58                   | NEWMAN                                |                               |
| NICHOLLS      | COFFEE     | ADJ    | 8/85                   | NICHOLLS                              |                               |
| NORCROSS      | GWINNETT   | CONS   |                        | NORCROSS                              | GWINNETT COUNTY               |
| OCILLA        | IRWIN      | ADJ    | 10/70                  | OCILLA                                |                               |
| OXFORD        | NEWTON     | CONS   |                        | OXFORD                                | COVINGTON                     |
| PALMETTO      | FULTON     | ADJ    | /75                    | PALMETTO                              |                               |
| PEARSON       | ATKINSON   | ADJ    | 6/83                   | PEARSON                               |                               |
| PELHAM        | MITCHELL   | ADJ    | 10/80                  | PELHAM                                |                               |
| PEMBROKE      | BRYAN      | ADJ    | 8/84                   | PEMBROKE                              |                               |
| PERRY         | HOUSTON    | ADJ    | 11/58                  | PERRY                                 |                               |
| PLAINS        | SUMTER     | ADJ    | /74                    | PLAINS                                |                               |
| POOLER        | CHATHAM    | ADJ    | 5/82                   | POOLER                                |                               |
| PORTAL        | BULLOCH    | ADJ    | /74                    | PORTAL                                |                               |
| POULAN        | WORTH      | ADJ    | /74                    | POULAN                                |                               |



COMMUNITIES SERVED FLUORIDATED DRINKING WATER,  
BY COUNTY AND WATER SYSTEM WITHIN STATE (AS OF 12/31/85)

# GEORGIA

| COMMUNITY             | COUNTY     | STATUS | FLUOR<br>START<br>DATE | SYSTEM SUPPLYING<br>FLUORIDATED WATER | SOURCE SYSTEM                 |
|-----------------------|------------|--------|------------------------|---------------------------------------|-------------------------------|
| POWDER SPRINGS        | COBB       | CONS   |                        | POWDER SPRINGS                        | COBB COUNTY-MARIETTA WAT AUTH |
| PRESTON               | WEBSTER    | ADJ    | /75                    | PRESTON                               |                               |
| QUITMAN               | BROOKS     | ADJ    | 3/81                   | QUITMAN                               |                               |
| REIDSVILLE            | TATTNALL   | ADJ    | 6/84                   | REIDSVILLE                            |                               |
| REYNOLDS              | TAYLOR     | ADJ    | 11/64                  | REYNOLDS                              |                               |
| RICHLAND              | STEWART    | ADJ    | 3/83                   | RICHLAND                              |                               |
| RINGGOLD              | CATOOSA    | CONS   |                        | RINGGOLD                              | TENNESSEE-AMERICAN WTR CO, TN |
| ROBINS AIR FORCE BASE | HOUSTON    | ADJ    | /60                    | ROBINS AIR FORCE BASE                 |                               |
| ROCHELLE              | WILCOX     | ADJ    | 3/66                   | ROCHELLE                              |                               |
| ROCKMART              | POLK       | ADJ    | /70                    | ROCKMART                              |                               |
| ROME                  | FLOYD      | ADJ    | 6/52                   | ROME                                  |                               |
| ROSSVILLE             | WALKER     | CONS   |                        | ROSSVILLE                             | TENNESSEE-AMERICAN WTR CO, TN |
| ROSWELL               | FULTON     | ADJ    | /68                    | ROSWELL                               |                               |
| ROYSTON               | FRANKLIN   | ADJ    | 10/65                  | ROYSTON                               |                               |
| SANDERSVILLE          | WASHINGTON | ADJ    | /81                    | SANDERSVILLE                          |                               |
| SAVANNAH              | CHATHAM    | ADJ    | /74                    | SAVANNAH                              |                               |
| SILQAM                | GREENE     | NATL   |                        | SILQAM                                |                               |
| SMYRNA                | COBB       | CONS   |                        | SMYRNA                                | COBB COUNTY-MARIETTA WAT AUTH |
| SOCIAL CIRCLE         | WALTON     | ADJ    | /75                    | SOCIAL CIRCLE                         |                               |
| SOPERTON              | TREUTLEN   | ADJ    | 4/82                   | SOPERTON                              |                               |
| SPRINGFIELD           | EFFINGHAM  | ADJ    | /74                    | SPRINGFIELD                           |                               |
| ST MARYS              | CAMDEN     | ADJ    | 9/81                   | ST MARYS                              |                               |
| ST SIMONS             | GLYNN      | NATL   |                        | ST SIMONS WATER DIST                  |                               |
| STATESBORO            | BULLOCH    | ADJ    | 10/55                  | STATESBORO                            |                               |

COMMUNITIES SERVED FLUORIDATED DRINKING WATER,  
BY COUNTY AND WATER SYSTEM WITHIN STATE (AS OF 12/31/85)

# GEORGIA

| COMMUNITY      | COUNTY    | STATUS | FLUOR<br>START<br>DATE | SYSTEM SUPPLYING<br>FLUORIDATED WATER | SOURCE SYSTEM   |
|----------------|-----------|--------|------------------------|---------------------------------------|-----------------|
| STATHAM        | BARROW    | ADJ    | /79                    | STATHAM                               |                 |
| STOCKBRIDGE    | HENRY     | CONS   |                        | STOCKBRIDGE                           | HENRY COUNTY    |
| STONE MOUNTAIN | DE KALB   | ADJ    | /54                    | DEKALB COUNTY                         |                 |
| SUGAR HILL     | GWINNETT  | CONS   |                        | SUGAR HILL                            | GWINNETT COUNTY |
| SUMMERVILLE    | CHATTOOGA | ADJ    | /79                    | SUMMERVILLE                           |                 |
| SUWANEE        | GWINNETT  | ADJ    | /78                    | SUWANEE                               |                 |
| SWAINSBORO     | EMANUEL   | ADJ    | /74                    | SWAINSBORO                            |                 |
| SYLVANIA       | SCREVEN   | ADJ    | /74                    | SYLVANIA                              |                 |
| SYLVESTER      | WORTH     | ADJ    | 11/64                  | SYLVESTER                             |                 |
| TALLAPOOSA     | HARALSON  | CONS   |                        | TALLAPOOSA                            | HARALSON COUNTY |
| TALLULAH FALLS | RABUN     | ADJ    | /79                    | TALLULAH FALLS                        |                 |
| THOMASTON      | UPSON     | ADJ    | 6/61                   | THOMASTON                             |                 |
| THOMASVILLE    | THOMAS    | ADJ    | 11/54                  | THOMASVILLE                           |                 |
| THOMSON        | MCDUFFIE  | ADJ    | /69                    | THOMSON                               |                 |
| TIFTON         | TIFT      | ADJ    | /75                    | TIFTON                                |                 |
| TOCCOA         | STEPHENS  | ADJ    | 5/61                   | TOCCOA                                |                 |
| TWIN CITY      | EMANUEL   | ADJ    | 5/83                   | TWIN CITY                             |                 |
| TYBEE ISLAND   | CHATHAM   | NATL   |                        | TYBEE ISLAND                          |                 |
| UNADILLA       | UNADILLA  | ADJ    | 8/85                   | UNADILLA                              |                 |
| UNION CITY     | FULTON    | CONS   |                        | UNION CITY                            | ATLANTA         |
| UNION POINT    | GREENE    | ADJ    | /75                    | UNION POINT                           |                 |
| VALDOSTA       | LOWNDES   | ADJ    | 4/54                   | VALDOSTA                              |                 |
| VIDALIA        | TOOMBS    | ADJ    | /75                    | VIDALIA                               |                 |
| VIENNA         | DOOLY     | ADJ    | /74                    | VIENNA                                |                 |

COMMUNITIES SERVED FLUORIDATED DRINKING WATER,  
 BY COUNTY AND WATER SYSTEM WITHIN STATE (AS OF 12/31/85)

GEORGIA

| COMMUNITY     | COUNTY     | STATUS | FLUOR<br>START<br>DATE | SYSTEM SUPPLYING<br>FLUORIDATED WATER | SOURCE SYSTEM   |
|---------------|------------|--------|------------------------|---------------------------------------|-----------------|
| VILLA RICA    | CARROLL    | ADJ    | /74                    | VILLA RICA                            |                 |
| WADLEY        | JEFFERSON  | ADJ    | /77                    | WADLEY                                |                 |
| WALNUT GROVE  | WALTON     | CONS   |                        | WALNUT GROVE                          | GWINNETT COUNTY |
| WARNER ROBINS | HOUSTON    | ADJ    | 11/62                  | WARNER ROBINS                         |                 |
| WARRENTON     | WARREN     | ADJ    | 12/70                  | WARRENTON                             |                 |
| WASHINGTON    | WILKES     | ADJ    | 10/70                  | WASHINGTON                            |                 |
| WATKINSVILLE  | OCONEE     | ADJ    | /74                    | WATKINSVILLE-OCONEE CO WA             |                 |
| WAYCROSS      | WARE       | ADJ    | 11/55                  | WAYCROSS                              |                 |
| WAYNESBORO    | BURKE      | ADJ    | 3/63                   | WAYNESBORO                            |                 |
| WEST POINT    | TROUP      | ADJ    | 4/57                   | WEST POINT                            |                 |
| WHITE PLAINS  | GREENE     | ADJ    | 6/82                   | WHITE PLAINS                          |                 |
| WILLACOOCHEE  | ATKINSON   | ADJ    | 4/85                   | WILLACOOCHEE                          |                 |
| WINDER        | BARROW     | ADJ    | /75                    | WINDER                                |                 |
| WOODBURY      | MERIWETHER | ADJ    | /75                    | WOODBURY                              |                 |
| WOODSTOCK     | CHEROKEE   | CONS   |                        | WOODSTOCK                             | CANTON          |
| WRENS         | JEFFERSON  | ADJ    | /55                    | WRENS                                 |                 |
| WRIGHTSVILLE  | JOHNSON    | ADJ    | 9/80                   | WRIGHTSVILLE                          |                 |
| YOUNG HARRIS  | TOWNS      | ADJ    | /75                    | YOUNG HARRIS                          |                 |
| ZEBULON       | PIKE       | ADJ    | 12/85                  | ZEBULON                               |                 |

COMMUNITIES SERVED FLUORIDATED DRINKING WATER,  
 BY COUNTY AND WATER SYSTEM WITHIN STATE (AS OF 12/31/85)

# HAWAII

| COMMUNITY             | COUNTY   | STATUS | FLUOR<br>START<br>DATE | SYSTEM SUPPLYING<br>FLUORIDATED WATER | SOURCE SYSTEM |
|-----------------------|----------|--------|------------------------|---------------------------------------|---------------|
| BARBER'S POINT (PART) | HONOLULU | ADJ    |                        | BARBER'S POINT                        |               |
| HICKAM AFB (PART)     | HONOLULU | CONS   |                        | HICKAM AFB                            | PEARL HARBOR  |
| SCHOFIELD BARRACK     | HONOLULU | ADJ    | 11/56                  | SCHOFIELD BARRACK                     |               |

COMMUNITIES SERVED FLUORIDATED DRINKING WATER,  
BY COUNTY AND WATER SYSTEM WITHIN STATE (AS OF 12/31/85)

IDAHO

| COMMUNITY         | COUNTY     | STATUS | FLUOR<br>START<br>DATE | SYSTEM SUPPLYING<br>FLUORIDATED WATER | SOURCE SYSTEM |
|-------------------|------------|--------|------------------------|---------------------------------------|---------------|
| ASHTON            | FREMONT    | NATL   |                        | ASHTON                                |               |
| BOISE (PART)      | ADA        | NATL   |                        | BOISE (PART)                          |               |
| BONNERS FERRY     | BOUNDARY   | ADJ    | 3/52                   | BONNERS FERRY                         |               |
| BUHL              | TWIN FALLS | NATL   |                        | BUHL                                  |               |
| CALDWELL          | CANYON     | NATL   |                        | CALDWELL                              |               |
| CASTLEFORD        | TWIN FALLS | NATL   |                        | CASTLEFORD                            |               |
| CLAYTON           | CUSTER     | NATL   |                        | CLAYTON                               |               |
| ELK RIVER         | CLEARWATER | NATL   |                        | ELK RIVER                             |               |
| EMMETT            | GEM        | NATL   |                        | EMMETT                                |               |
| FILER             | TWIN FALLS | NATL   |                        | FILER                                 |               |
| GRANDVIEW         | OWYHEE     | NATL   |                        | GRANDVIEW                             |               |
| GRANCEVILLE       | IDAHO      | NATL   |                        | GRANCEVILLE                           |               |
| GREENLEAF         | CANYON     | NATL   |                        | GREENLEAF                             |               |
| HEYBURN           | MINIDOKA   | NATL   |                        | HEYBURN                               |               |
| HOLLISTER         | TWIN FALLS | NATL   |                        | HOLLISTER                             |               |
| HOMEDALE          | OWYHEE     | NATL   |                        | HOMEDALE                              |               |
| KUNA              | ADA        | NATL   |                        | KUNA                                  |               |
| LEWISTON          | NEZ PERCE  | ADJ    | 6/47                   | LEWISTON                              |               |
| MARSING           | OWYHEE     | NATL   |                        | MARSING                               |               |
| MELBA             | CANYON     | NATL   |                        | MELBA                                 |               |
| MIDVALE           | WASHINGTON | NATL   |                        | MIDVALE                               |               |
| MINIDOKA          | MINIDOKA   | NATL   |                        | MINIDOKA                              |               |
| MOSCOW            | LATAH      | NATL   |                        | MOSCOW                                |               |
| MOUNTAIN HOME AFB | ELMORE     | ADJ    | 10/60                  | MOUNTAIN HOME AFB                     |               |

COMMUNITIES SERVED FLUORIDATED DRINKING WATER,  
 BY COUNTY AND WATER SYSTEM WITHIN STATE (AS OF 12/31/85)

IDAHO

| COMMUNITY   | COUNTY     | STATUS | FLUOR<br>START<br>DATE | SYSTEM SUPPLYING<br>FLUORIDATED WATER | SOURCE SYSTEM |
|-------------|------------|--------|------------------------|---------------------------------------|---------------|
| NAMPA       | CANYON     | NATL   |                        | NAMPA                                 |               |
| NEW MEADOWS | ADAMS      | NATL   |                        | NEW MEADOWS                           |               |
| NEWDALE     | FREMONT    | NATL   |                        | NEWDALE                               |               |
| PARKER      | FREMONT    | NATL   |                        | PARKER                                |               |
| PARMA       | CANYON     | NATL   |                        | PARMA                                 |               |
| REXBURG     | MADISON    | NATL   |                        | REXBURG                               |               |
| ROBERTS     | JEFFERSON  | NATL   |                        | ROBERTS                               |               |
| RUPERT      | MINIDOKA   | NATL   |                        | RUPERT                                |               |
| SANDPOINT   | BONNER     | ADJ    | 4/52                   | SANDPOINT                             |               |
| ST ANTHONY  | FREMONT    | NATL   |                        | ST ANTHONY                            |               |
| TETON       | FREMONT    | NATL   |                        | TETON                                 |               |
| TWIN FALLS  | TWIN FALLS | NATL   |                        | TWIN FALLS                            |               |
| WHITEBIRD   | IDAHO      | NATL   |                        | WHITEBIRD                             |               |
| WILDER      | CANYON     | NATL   |                        | WILDER                                |               |

COMMUNITIES SERVED FLUORIDATED DRINKING WATER,  
BY COUNTY AND WATER SYSTEM WITHIN STATE (AS OF 12/31/85)

# ILLINOIS

| COMMUNITY | COUNTY      | STATUS | FLUOR<br>START<br>DATE | SYSTEM SUPPLYING<br>FLUORIDATED WATER | SOURCE SYSTEM |
|-----------|-------------|--------|------------------------|---------------------------------------|---------------|
| ABINGDON  | KNOX        | NATL   |                        | ABINGDON WS                           |               |
| ADDISON   | DU PAGE     | ADJ    | /61                    | ADDISON WS                            |               |
| ALBANY    | WHITESIDE   | ADJ    | 5/68                   | ALBANY WS                             |               |
| ALBERS    | CLINTON     | ADJ    | /70                    | ALBERS WS                             |               |
| ALBION    | EDWARDS     | ADJ    | 11/68                  | ALBION WS                             |               |
| ALEDO     | MERCER      | NATL   |                        | ALEDO WS                              |               |
| ALEXIS    | WARREN      | NATL   |                        | ALEXIS WS                             |               |
| ALGONQUIN | MCHENRY     | ADJ    | 1/71                   | ALGONQUIN WS                          |               |
| ALHAMBRA  | MADISON     | NATL   |                        | ALHAMBRA WS                           |               |
| ALLENDALE | WABASH      | ADJ    | 11/70                  | ALLENDALE WS                          |               |
| ALLERTON  | VERMILION   | ADJ    | 5/68                   | ALLERTON WS                           |               |
| ALMA      | MARION      | CONS   |                        | ALMA                                  | KINMUNDY WS   |
| ALORTON   | ST. CLAIR   | ADJ    | 5/68                   | ILL-AM WC (E ST LOUIS)                |               |
| ALPHA     | HENRY       | NATL   |                        | ALPHA WS                              |               |
| ALSIP     | COOK        | CONS   |                        | ALSIP                                 | CHICAGO WS    |
| ALTAMONT  | EFFINGHAM   | ADJ    | 1/71                   | ALTAMONT WS                           |               |
| ALTO PASS | UNION       | ADJ    | 3/67                   | ALTO PASS WS                          |               |
| ALTON     | MADISON     | ADJ    | 10/68                  | ALTON WC                              |               |
| ALTONA    | KNOX        | NATL   |                        | ALTONA WS                             |               |
| ALVIN     | VERMILION   | ADJ    | 2/68                   | ALVIN WS                              |               |
| AMBOY     | LEE         | ADJ    | 6/60                   | AMBOY WS                              |               |
| ANCHOR    | MCLEAN      | NATL   |                        | ANCHOR WS                             |               |
| ANDALUSIA | ROCK ISLAND | ADJ    | /70                    | ANDALUSIA WS                          |               |
| ANDOVER   | HENRY       | ADJ    | 12/70                  | ANDOVER WS                            |               |

COMMUNITIES SERVED FLUORIDATED DRINKING WATER,  
BY COUNTY AND WATER SYSTEM WITHIN STATE (AS OF 12/31/85)

# ILLINOIS

| COMMUNITY         | COUNTY     | STATUS | FLUOR<br>START<br>DATE | SYSTEM SUPPLYING<br>FLUORIDATED WATER | SOURCE SYSTEM     |
|-------------------|------------|--------|------------------------|---------------------------------------|-------------------|
| ANNA              | UNION      | CONS   |                        | ANNA                                  | ANNA-JONESBORO WC |
| ANNAWAN           | HENRY      | ADJ    | 12/70                  | ANNAWAN WS                            |                   |
| ANTIOCH           | LAKE       | NATL   |                        | ANTIOCH WS                            |                   |
| APPLE RIVER       | JO DAVIESS | ADJ    | 12/68                  | APPLE RIVER WS                        |                   |
| ARCOLA            | DOUGLAS    | ADJ    | /70                    | ARCOLA WS                             |                   |
| ARENZVILLE        | CASS       | ADJ    | /70                    | ARENZVILLE WS                         |                   |
| ARGENTIA          | MACON      | ADJ    | 6/68                   | ARGENTIA WS                           |                   |
| ARLINGTON         | BUREAU     | ADJ    | 12/69                  | ARLINGTON WS                          |                   |
| ARLINGTON HEIGHTS | COOK       | NATL   |                        | ARLINGTON HEIGHTS WS                  |                   |
| ARMINGTON         | TAZEWELL   | ADJ    | 1/69                   | ARMINGTON WS                          |                   |
| AROMA PARK        | KANKAKEE   | ADJ    | 6/68                   | AROMA PARK WS                         |                   |
| ARROWSMITH        | MCLEAN     | NATL   |                        | ARROWSMITH WS                         |                   |
| ARTHUR            | MOULTRIE   | ADJ    | 4/68                   | ARTHUR WS                             |                   |
| ASHKUM            | IROQUOIS   | ADJ    | /70                    | ASHKUM WS                             |                   |
| ASHLAND           | CASS       | ADJ    | 7/67                   | ASHLAND WS                            |                   |
| ASHLEY            | WASHINGTON | ADJ    | 12/70                  | ASHLEY WS                             |                   |
| ASHMORE           | COLES      | ADJ    | 3/69                   | ASHMORE WS                            |                   |
| ASHTON            | LEE        | ADJ    | 11/69                  | ASHTON WS                             |                   |
| ASSUMPTION        | CHRISTIAN  | ADJ    | 8/53                   | ASSUMPTION WS                         |                   |
| ASTORIA           | FULTON     | ADJ    | /70                    | ASTORIA WS                            |                   |
| ATHENS            | MENARD     | ADJ    | 11/69                  | ATHENS WS                             |                   |
| ATKINSON          | HENRY      | NATL   |                        | ATKINSON WS                           |                   |
| ATLANTA           | LOGAN      | ADJ    | /70                    | ATLANTA WS                            |                   |
| ATWOOD            | PIATT      | ADJ    | 7/75                   | ATWOOD WS                             |                   |



COMMUNITIES SERVED FLUORIDATED DRINKING WATER,  
BY COUNTY AND WATER SYSTEM WITHIN STATE (AS OF 12/31/85)

# ILLINOIS

| COMMUNITY        | COUNTY    | STATUS | FLUOR<br>START<br>DATE | SYSTEM SUPPLYING<br>FLUORIDATED WATER | SOURCE SYSTEM               |
|------------------|-----------|--------|------------------------|---------------------------------------|-----------------------------|
| AUBURN           | SANGAMON  | CONS   |                        | AUBURN                                | ADGPTV WATER COMM           |
| AUGUSTA          | HANCOCK   | CONS   |                        | AUGUSTA                               | CLAYTON-CAMP PT W COMM      |
| AURORA           | KANE      | NATL   |                        | AURORA WS                             |                             |
| AVA              | JACKSON   | CONS   |                        | AVA                                   | KINKAID REEDS CK INT CITY W |
| AVISTON          | CLINTON   | ADJ    | 7/67                   | AVISTON WS                            |                             |
| AVON             | FULTON    | ADJ    | 10/69                  | AVON WS                               |                             |
| BALDWIN          | RANDOLPH  | ADJ    | /70                    | BALDWIN WS                            |                             |
| BANNOCKBURN      | LAKE      | CONS   |                        | BANNOCKBURN                           | HIGHLAND PARK WS            |
| BARDOLPH         | MCDONOUGH | NATL   |                        | BARDOLPH WS                           |                             |
| BARRINGTON       | LAKE      | ADJ    | 11/67                  | BARRINGTON WS                         |                             |
| BARRINGTON WOODS | COOK      | ADJ    | 10/67                  | BARRINGTON WOODS WS                   |                             |
| BARRY            | PIKE      | ADJ    | 7/70                   | BARRY WS                              |                             |
| BARTELSON        | CLINTON   | ADJ    | /71                    | BARTELSON WS                          |                             |
| BARTLETT         | COOK      | ADJ    | 12/67                  | BARTLETT WS                           |                             |
| BARTONVILLE      | PEORIA    | ADJ    | 10/58                  | PEORIA (ILL-AM WC)                    |                             |
| BATAVIA          | KANE      | NATL   |                        | BATAVIA WS                            |                             |
| BATCHTOWN        | CALHOUN   | ADJ    | 7/72                   | BATCHTOWN WS                          |                             |
| BAYLIS           | PIKE      | NATL   |                        | BAYLIS WS                             |                             |
| BEARDSTOWN       | CASS      | ADJ    | /68                    | BEARDSTOWN WS                         |                             |
| BEAVERVILLE      | IROQUOIS  | ADJ    | /70                    | BEAVERVILLE WS                        |                             |
| BECKEMEYER       | CLINTON   | CONS   |                        | BECKEMEYER                            | CARLYLE WS                  |
| BEDFORD PARK     | COOK      | CONS   |                        | BEDFORD PARK                          | CHICAGO WS                  |
| BEECHER          | WILL      | NATL   |                        | BEECHER (VILLAGE)                     |                             |
| BEECHER CITY     | EFFINGHAM | ADJ    | 1/71                   | BEECHER CITY WS                       |                             |

COMMUNITIES SERVED FLUORIDATED DRINKING WATER,  
BY COUNTY AND WATER SYSTEM WITHIN STATE (AS OF 12/31/85)

# ILLINOIS

| COMMUNITY     | COUNTY    | STATUS | FLUOR<br>START<br>DATE | SYSTEM SUPPLYING<br>FLUORIDATED WATER | SOURCE SYSTEM        |
|---------------|-----------|--------|------------------------|---------------------------------------|----------------------|
| BELGIUM       | VERMILION | ADJ    | 12/55                  | INTER-STATE WAT CO (DANVILLE)         |                      |
| BELKNAP       | JOHNSON   | ADJ    | 7/79                   | BELKNAP WS                            |                      |
| BELLE RIVE    | JEFFERSON | CONS   |                        | BELLE RIVE                            | REND LAKE INT-CITY W |
| BELLEVILLE    | ST. CLAIR | ADJ    | 8/68                   | ILL-AM WC (E ST LOUIS)                |                      |
| BELLEVUE      | PEORIA    | ADJ    | 10/58                  | PEORIA (ILL-AM WC)                    |                      |
| BELFLOWER     | MCLEAN    | ADJ    | 6/71                   | BELFLOWER WS                          |                      |
| BELLMONT      | WARASH    | NATL   |                        | BELLMONT WS                           |                      |
| BELLWOOD      | COOK      | NATL   |                        | BELLWOOD WS                           |                      |
| BELVIDERE     | BOONE     | ADJ    | 3/71                   | BELVIDERE WS                          |                      |
| BEMENT        | PIATT     | ADJ    | /70                    | BEMENT WS                             |                      |
| BENLD         | MACOUPIN  | CONS   |                        | BENLD                                 | GILLESPIE WS         |
| BENSENVILLE   | DU PAGE   | NATL   |                        | BENSENVILLE WS                        |                      |
| BENSON        | WOODFORD  | ADJ    | /70                    | BENSON WS                             |                      |
| BENTON        | FRANKLIN  | CONS   |                        | BENTON                                | REND LAKE INT-CITY W |
| BERKLEY       | COOK      | CONS   |                        | BERKLEY                               | CHICAGO WS           |
| BERWYN        | COOK      | CONS   |                        | BERWYN                                | CHICAGO WS           |
| BETHALTO      | MADISON   | ADJ    | 10/68                  | BETHALTO WS                           |                      |
| BETHANY       | MOULTRIE  | ADJ    | 9/68                   | BETHANY WS                            |                      |
| BIGGSVILLE    | HENDERSON | NATL   |                        | BIGGSVILLE WS                         |                      |
| BIRDS         | LAWRENCE  | ADJ    | /70                    | BIRDS-PINKSTAFF WS                    |                      |
| BISHOP HILL   | HENRY     | NATL   |                        | BISHOP HILL WS                        |                      |
| BLANDINSVILLE | MCDONOUGH | ADJ    | 11/70                  | BLANDINSVILLE WS                      |                      |
| BLOOMINGDALE  | DU PAGE   | ADJ    | /65                    | BLOOMINGDALE WS                       |                      |
| BLOOMINGTON   | MCLEAN    | ADJ    | 12/70                  | BLOOMINGTON WS                        |                      |

COMMUNITIES SERVED FLUORIDATED DRINKING WATER,  
BY COUNTY AND WATER SYSTEM WITHIN STATE (AS OF 12/31/85)

ILLINOIS

| COMMUNITY                | COUNTY    | STATUS | FLUOR<br>START<br>DATE | SYSTEM SUPPLYING<br>FLUORIDATED WATER | SOURCE SYSTEM        |
|--------------------------|-----------|--------|------------------------|---------------------------------------|----------------------|
| BLUE ISLAND              | COOK      | CONS   |                        | BLUE ISLAND                           | CHICAGO WS           |
| BLUE MOUND               | MACON     | ADJ    | 3/71                   | BLUE MOUND WS                         |                      |
| BLUFFS                   | SCOTT     | ADJ    | 6/68                   | BLUFFS WS                             |                      |
| BLUFORD                  | JEFFERSON | CONS   |                        | BLUFORD                               | REND LAKE INT-CITY W |
| BOLINGBROOK (PART)       | WILL      | ADJ    | /70                    | BOLINGBROOK WS                        |                      |
| BONDVILLE                | CHAMPAIGN | ADJ    | /68                    | NORTHERN ILLINOIS WC (CHAMP)          |                      |
| BONE GAP                 | EDWARDS   | ADJ    | 12/70                  | BONE GAP WS                           |                      |
| BONNIE                   | JEFFERSON | CONS   |                        | BONNIE                                | REND LAKE INT-CITY W |
| BOURBONNAIS              | KANKAKEE  | ADJ    | 11/64                  | KANKAKEE WC                           |                      |
| BOWEN                    | HANCOCK   | ADJ    | /69                    | BOWEN WS                              |                      |
| BRACEVILLE               | GRUNDY    | NATL   |                        | BRACEVILLE WS                         |                      |
| BRADFORD                 | STARK     | NATL   |                        | BRADFORD WS                           |                      |
| BRADLEY                  | KANKAKEE  | CONS   |                        | BRADLEY                               | KANKAKEE WC          |
| BRAIDWOOD                | WILL      | NATL   |                        | BRAIDWOOD WS                          |                      |
| BREESE                   | CLINTON   | ADJ    | 3/56                   | BREESE WS                             |                      |
| BRIDGEPORT               | LAWRENCE  | CONS   |                        | BRIDGEPORT                            | LAWRENCEVILLE WS     |
| BRIDGEVIEW               | COOK      | CONS   |                        | BRIDGEVIEW                            | CHICAGO WS           |
| BRIDGEVIEW SOUTHFIELD SD | COOK      | CONS   |                        | BRIDGEVIEW SOUTHFIELD SD              | CHICAGO WS           |
| BRIGHTON                 | MACOUPIN  | CONS   |                        | BRIGHTON                              | ALTON WC             |
| BRIMFIELD                | PEORIA    | NATL   |                        | BRIMFIELD WS                          |                      |
| BROADLANDS               | CHAMPAIGN | ADJ    | /68                    | BROADLANDS                            |                      |
| BROADVIEW                | COOK      | CONS   |                        | BROADVIEW                             | CHICAGO WS           |
| BROADWELL                | LOGAN     | ADJ    | /66                    | BROADWELL WS                          |                      |
| BROCTON                  | EDGAR     | ADJ    | 2/71                   | BROCTON WS                            |                      |

COMMUNITIES SERVED FLUORIDATED DRINKING WATER,  
BY COUNTY AND WATER SYSTEM WITHIN STATE (AS OF 12/31/85)

# ILLINOIS

| COMMUNITY     | COUNTY     | STATUS | FLUOR<br>START<br>DATE | SYSTEM SUPPLYING<br>FLUORIDATED WATER | SOURCE SYSTEM        |
|---------------|------------|--------|------------------------|---------------------------------------|----------------------|
| BROOKFIELD    | COOK       | CONS   |                        | BROOKFIELD                            | CHICAGO WS           |
| BROOKLYN      | SCHUYLER   | ADJ    | 8/68                   | ILL-AM WC (E ST LOUIS)                |                      |
| BROOKPORT     | MASSAC     | ADJ    | 12/71                  | BROOKPORT WS                          |                      |
| BROUGHTON     | HAMILTON   | ADJ    | /68                    | NORRIS CITY WS                        |                      |
| BROWNING      | SCHUYLER   | ADJ    | /76                    | BROWNING WS                           |                      |
| BROWNS        | EDWARDS    | ADJ    | 11/68                  | ALBION WS                             |                      |
| BROWNSTOWN    | FAYETTE    | CONS   |                        | BROWNSTOWN                            | ST ELMO WS           |
| BRUSSELS      | CALHOUN    | ADJ    | 6/69                   | BRUSSELS WS                           |                      |
| BRYANT        | FULTON     | NATL   |                        | BRYANT WS                             |                      |
| BUCKINGHAM    | KANKAKEE   | NATL   |                        | BUCKINGHAM WS                         |                      |
| BUCKLEY       | IROQUOIS   | ADJ    | 10/70                  | BUCKLEY WS                            |                      |
| BUCKNER       | FRANKLIN   | CONS   |                        | BUCKNER                               | REND LAKE INT-CITY W |
| BUDA          | BUREAU     | NATL   |                        | BUDA WS                               |                      |
| BUFFALO       | SANGAMON   | ADJ    | /56                    | MECHANICS-BUFFALO WC                  |                      |
| BUFFALO GROVE | COOK       | NATL   |                        | BUFFALO GROVE WS                      |                      |
| BULPITT       | CHRISTIAN  | ADJ    | 10/70                  | KINCAID WS                            |                      |
| BUNCOMBE      | JOHNSON    | ADJ    | /74                    | LAKE OF EGYPT PWD                     |                      |
| BUNKER HILL   | MACOUPIN   | CONS   |                        | BUNKER HILL                           | ALTON WC             |
| BURLINGTON    | KANE       | ADJ    | 7/68                   | BURLINGTON WS                         |                      |
| BURNHAM       | COOK       | CONS   |                        | BURNHAM                               | CHICAGO WS           |
| BURR RIDGE    | DU PAGE    | ADJ    | 6/68                   | BURR RIDGE WS                         |                      |
| BUSH          | WILLIAMSON | CONS   |                        | BUSH                                  | CITIES WATER CO      |
| BUSHNELL      | MCDONOUGH  | NATL   |                        | BUSHNELL WS                           |                      |
| BUTLER        | MONTGOMERY | CONS   |                        | BUTLER                                | LITCHFIELD WS        |

COMMUNITIES SERVED FLUORIDATED DRINKING WATER,  
BY COUNTY AND WATER SYSTEM WITHIN STATE (AS OF 12/31/85)

# ILLINOIS

| COMMUNITY      | COUNTY      | STATUS | FLUOR<br>START<br>DATE | SYSTEM SUPPLYING<br>FLUORIDATED WATER | SOURCE SYSTEM               |
|----------------|-------------|--------|------------------------|---------------------------------------|-----------------------------|
| BYRON          | OGLE        | ADJ    | 10/68                  | BYRON WS                              |                             |
| CABERY         | KANKAKEE    | NATL   |                        | CABERY WS                             |                             |
| CAHOKIA (PART) | ST. CLAIR   | CONS   |                        | CAHOKIA                               | ILL-AM WC (E ST LOUIS)      |
| CAHOKIA (PART) | ST. CLAIR   | CONS   |                        | CAHOKIA PWD                           | ILL-AM WC (E ST LOUIS)      |
| CAIRO          | ALEXANDER   | ADJ    | 10/68                  | CAIRO WS                              |                             |
| CALHOUN        | RICHLAND    | NATL   |                        | CALHOUN WS                            |                             |
| CALUMET CITY   | COOK        | CONS   |                        | CALUMET CITY                          | CHICAGO WS                  |
| CALUMET PARK   | COOK        | CONS   |                        | CALUMET PARK                          | CHICAGO WS                  |
| CAMARGO        | DOUGLAS     | ADJ    | /70                    | CAMARGO WS                            |                             |
| CAMBRIA        | WILLIAMSON  | ADJ    | /71                    | REND LAKE INT-CITY W                  |                             |
| CAMBRIDGE      | HENRY       | NATL   |                        | CAMBRIDGE WS                          |                             |
| CAMDEN         | SCHUYLER    | CONS   |                        | CAMDEN-LITTLETON WC                   | CLAYTON-CAMP PT W COMM      |
| CAMP POINT     | ADAMS       | CONS   |                        | CAMP POINT                            | CLAYTON-CAMP PT W COMM      |
| CAMPBELL HILL  | JACKSON     | CONS   |                        | CAMPBELL HILL                         | KINKAID REEDS CK INT CITY W |
| CAMPUS         | LIVINGSTON  | ADJ    | /70                    | CAMPUS WS                             |                             |
| CANTON         | FULTON      | ADJ    | 6/67                   | CANTON WS                             |                             |
| CAPRON         | BOONE       | ADJ    | /70                    | CAPRON WS                             |                             |
| CARBON CLIFF   | ROCK ISLAND | ADJ    | /70                    | CARBON CLIFF WS                       |                             |
| CARBON HILL    | GRUNDY      | NATL   |                        | CARBON HILL WS                        |                             |
| CARBONDALE     | JACKSON     | ADJ    | /70                    | CARBONDALE WS                         |                             |
| CARLINVILLE    | MACOUPIN    | ADJ    | 11/69                  | CARLINVILLE WS                        |                             |
| CARLOCK        | MCLEAN      | ADJ    | 9/68                   | CARLOCK WS                            |                             |
| CARLYLE        | CLINTON     | ADJ    | 6/52                   | CARLYLE WS                            |                             |
| CARMI          | WHITE       | ADJ    | 7/68                   | CARMI WS                              |                             |

COMMUNITIES SERVED FLUORIDATED DRINKING WATER,  
BY COUNTY AND WATER SYSTEM WITHIN STATE (AS OF 12/31/85)

ILLINOIS

| COMMUNITY        | COUNTY     | STATUS | FLUOR<br>START<br>DATE | SYSTEM SUPPLYING<br>FLUORIDATED WATER | SOURCE SYSTEM                 |
|------------------|------------|--------|------------------------|---------------------------------------|-------------------------------|
| CAROL STREAM     | DU PAGE    | ADJ    | /69                    | CAROL STREAM WS                       |                               |
| CARPENTERSVILLE  | KANE       | ADJ    | 11/66                  | CARPENTERSVILLE WS                    |                               |
| CARRIERS MILLS   | SALINE     | ADJ    | 10/69                  | CARRIERS MILLS WS                     |                               |
| CARROLLTON       | GREENE     | ADJ    | 12/69                  | CARROLLTON WS                         |                               |
| CARTERVILLE      | WILLIAMSON | CONS   |                        | CARTERVILLE                           | REND LAKE INT-CITY W          |
| CARTHAGE         | HANCOCK    | ADJ    | 11/70                  | CARTHAGE WS                           |                               |
| CARY             | MCHENRY    | ADJ    | 12/66                  | CARY WS                               |                               |
| CASEY            | CLARK      | ADJ    | 8/52                   | CASEY WS                              |                               |
| CASEYVILLE       | ST. CLAIR  | CONS   |                        | CASEYVILLE                            | ILL-AM WC (E ST LOUIS)        |
| CATLIN           | VERMILION  | CONS   |                        | CATLIN                                | INTER-STATE WAT CO (DANVILLE) |
| CAVE IN ROCK     | HARDIN     | ADJ    | /70                    | CAVE IN ROCK WS                       |                               |
| CEDAR POINT      | LA SALLE   | NATL   |                        | CEDAR POINT WS                        |                               |
| CEDARVILLE       | STEPHENSON | ADJ    | 11/69                  | CEDARVILLE WS                         |                               |
| CENTRAL CITY     | MARION     | ADJ    | 11/67                  | CENTRALIA WS                          |                               |
| CENTRALIA        | MARION     | ADJ    | 11/67                  | CENTRALIA WS                          |                               |
| CENTREVILLE      | ST. CLAIR  | ADJ    | 8/68                   | ILL-AM WC (E ST LOUIS)                |                               |
| CERRO GORDO      | PLATT      | ADJ    | 8/68                   | CERRO GORDO WS                        |                               |
| CHADWICK         | CARROLL    | ADJ    | /70                    | CHADWICK WS                           |                               |
| CHAMPAIGN        | CHAMPAIGN  | ADJ    | 11/69                  | NORTHERN ILLINOIS WC (CHAMP)          |                               |
| CHANDLERVILLE    | CASS       | ADJ    | 12/70                  | CHANDLERVILLE WS                      |                               |
| CHANNAHON (PART) | WILL       | NATL   |                        | CHANNAHON (VILLAGE)                   |                               |
| CHAPIN           | MORGAN     | ADJ    | /55                    | CHAPIN                                |                               |
| CHARLESTON       | COLES      | ADJ    | 12/65                  | CHARLESTON WS                         |                               |
| CHATHAM          | SANGAMON   | CONS   |                        | CHATHAM                               | SPRINGFIELD WS                |

COMMUNITIES SERVED FLUORIDATED DRINKING WATER,  
BY COUNTY AND WATER SYSTEM WITHIN STATE (AS OF 12/31/85)

# ILLINOIS

| COMMUNITY       | COUNTY     | STATUS | FLUOR<br>START<br>DATE | SYSTEM SUPPLYING<br>FLUORIDATED WATER | SOURCE SYSTEM          |
|-----------------|------------|--------|------------------------|---------------------------------------|------------------------|
| CHATSWORTH      | LIVINGSTON | ADJ    | 10/69                  | CHATSWORTH WS                         |                        |
| CHEBANSE        | IROQUOIS   | ADJ    | /70                    | CHEBANSE WS                           |                        |
| CHENOA          | MCLEAN     | NATL   |                        | CHENOA WS                             |                        |
| CHERRY          | BUREAU     | ADJ    | 11/70                  | CHERRY WS                             |                        |
| CHESTER         | RANDOLPH   | ADJ    | 12/51                  | CHESTER WS                            |                        |
| CHESTERFIELD    | MACOUPIN   | ADJ    | 11/69                  | CHESTERFIELD WS                       |                        |
| CHICAGO         | COOK       | ADJ    | 8/56                   | CHICAGO WS                            |                        |
| CHICAGO HEIGHTS | COOK       | ADJ    | 11/68                  | CHICAGO HTS WS                        |                        |
| CHICAGO RIDGE   | COOK       | CONS   |                        | CHICAGO RIDGE                         | CHICAGO WS             |
| CHILLICOTHE     | PEORIA     | ADJ    | 12/68                  | CHILLICOTHE WS                        |                        |
| CHRISMAN        | EDGAR      | ADJ    | 12/68                  | CHRISMAN WS                           |                        |
| CHRISTOPHER     | FRANKLIN   | CONS   |                        | CHRISTOPHER                           | REND LAKE INT-CITY W   |
| CICERO          | COOK       | CONS   |                        | CICERO                                | CHICAGO WS             |
| CISCO           | PIATT      | ADJ    | 1/68                   | CISCO WS                              |                        |
| CISNE           | WAYNE      | ADJ    | /70                    | CISNE WS                              |                        |
| CISSNA PARK     | IROQUOIS   | ADJ    | /69                    | CISSNA PARK WS                        |                        |
| CLAREMONT       | RICHLAND   | ADJ    | /80                    | CLAREMONT WS                          |                        |
| CLARENDON HILLS | DU PAGE    | ADJ    | 7/59                   | CLARENDON HILLS WS                    |                        |
| CLAY CITY       | CLAY       | ADJ    | /69                    | CLAY CITY WS                          |                        |
| CLAYTON         | ADAMS      | CONS   |                        | CLAYTON                               | CLAYTON-CAMP PT W COMM |
| CLEARLAKE       | SANGAMON   | ADJ    | /68                    | RIVERTON WS                           |                        |
| CLIFTON         | IROQUOIS   | ADJ    | /70                    | CLIFTON WS                            |                        |
| CLINTON WS      | DE WITT    | ADJ    | /70                    | CLINTON WS                            |                        |
| COAL CITY       | GRUNDY     | NATL   |                        | COAL CITY WS                          |                        |

COMMUNITIES SERVED FLUORIDATED DRINKING WATER,  
BY COUNTY AND WATER SYSTEM WITHIN STATE (AS OF 12/31/85)

# ILLINOIS

| COMMUNITY     | COUNTY      | STATUS | FLUOR<br>START<br>DATE | SYSTEM SUPPLYING<br>FLUORIDATED WATER | SOURCE SYSTEM          |
|---------------|-------------|--------|------------------------|---------------------------------------|------------------------|
| COAL VALLEY   | ROCK ISLAND | ADJ    | /68                    | COAL VALLEY WS                        |                        |
| COALTON       | MONTGOMERY  | CONS   |                        | COALTON                               | NOKOMIS WS             |
| COBDEN        | UNION       | ADJ    | 11/70                  | COBDEN WS                             |                        |
| COLCHESTER    | MCDONOUGH   | ADJ    | 8/71                   | COLCHESTER WS                         |                        |
| COLFAX        | MCLEAN      | ADJ    | 10/68                  | COLFAX WS                             |                        |
| COLLINSVILLE  | MADISON     | ADJ    | 12/68                  | COLLINSVILLE WS                       |                        |
| COLONA        | HENRY       | ADJ    | 4/71                   | COLONA WS                             |                        |
| COLP          | WILLIAMSON  | CONS   |                        | COLP                                  | REND LAKE INT-CITY W   |
| COLUMBIA      | MONROE      | CONS   |                        | COLUMBIA                              | ILL-AM WC (E ST LOUIS) |
| COMPTON       | LEE         | ADJ    | /70                    | COMPTON WS                            |                        |
| CONCORD       | MORGAN      | CONS   |                        | CONCORD                               | ARENZVILLE WS          |
| CONGERVILLE   | WOODFORD    | ADJ    | /68                    | CONGERVILLE WS                        |                        |
| COOKSVILLE    | MCLEAN      | NATL   |                        | COOKSVILLE WS                         |                        |
| CORDOVA       | ROCK ISLAND | ADJ    | /68                    | CORDOVA WS                            |                        |
| CORNELL       | LIVINGSTON  | NATL   |                        | CORNELL WS                            |                        |
| COULTERVILLE  | RANDOLPH    | ADJ    | 12/69                  | COULTERVILLE WS                       |                        |
| COUNTRYSIDE   | COOK        | CONS   |                        | COUNTRYSIDE                           | CHICAGO WS             |
| COWDEN        | SHELBY      | ADJ    | 11/68                  | COWDEN WS                             |                        |
| CRAINVILLE    | WILLIAMSON  | CONS   |                        | CRAINVILLE                            | REND LAKE INT-CITY W   |
| CREAL SPRINGS | WILLIAMSON  | CONS   |                        | CREAL SPRINGS                         | LAKE OF EGYPT PWD      |
| CRESCENT CITY | IROQUOIS    | ADJ    | /70                    | CRESCENT CITY WS                      |                        |
| CREST HILL    | WILL        | ADJ    | 12/68                  | CREST HILL WS                         |                        |
| CRESTON       | OGLE        | ADJ    | 8/68                   | CRESTON WS                            |                        |
| CRESTWOOD     | COOK        | CONS   |                        | CRESTWOOD                             | CHICAGO WS             |



COMMUNITIES SERVED FLUORIDATED DRINKING WATER,  
BY COUNTY AND WATER SYSTEM WITHIN STATE (AS OF 12/31/85)

# ILLINOIS

| COMMUNITY    | COUNTY     | STATUS | FLUOR<br>START<br>DATE | SYSTEM SUPPLYING<br>FLUORIDATED WATER | SOURCE SYSTEM               |
|--------------|------------|--------|------------------------|---------------------------------------|-----------------------------|
| CRETE        | WILL       | ADJ    | 3/69                   | CRETE WS                              |                             |
| CREVE COEUR  | TAZEWELL   | ADJ    | /70                    | CREVE COEUR WS                        |                             |
| CROSSVILLE   | WHITE      | ADJ    | 1/71                   | CROSSVILLE WS                         |                             |
| CRYSTAL LAKE | MCHENRY    | ADJ    | 9/66                   | CRYSTAL LAKE WS                       |                             |
| CUBA         | FULTON     | NATL   |                        | CUBA WS                               |                             |
| CULLOM       | LIVINGSTON | ADJ    | 7/69                   | CULLOM WS                             |                             |
| DAHLGREN     | HAMILTON   | CONS   |                        | DAHLGREN                              | REND LAKE INT-CITY W        |
| DAKOTA       | STEPHENSON | ADJ    | /70                    | DAKOTA WS                             |                             |
| DALLAS CITY  | HANCOCK    | ADJ    | /70                    | DALLAS CITY WS                        |                             |
| DALTON CITY  | MOULTRIE   | ADJ    | 6/69                   | DALTON CITY WS                        |                             |
| DALZELL      | BUREAU     | ADJ    | 4/71                   | DALZELL WS                            |                             |
| DAMIANSVILLE | CLINTON    | ADJ    | /72                    | DAMIANSVILLE PWD                      |                             |
| DANFORTH     | IROQUOIS   | ADJ    | /68                    | DANFORTH WS                           |                             |
| DANVERS      | MCLEAN     | ADJ    | 7/68                   | DANVERS WS                            |                             |
| DANVILLE     | VERMILION  | ADJ    | 12/55                  | INTER-STATE WAT CO (DANVILLE)         |                             |
| DARIEN       | DU PAGE    | ADJ    | /66                    | DARIEN WS                             |                             |
| DAVIS        | STEPHENSON | ADJ    | /70                    | DAVIS WS                              |                             |
| DAWSON       | SANGAMON   | ADJ    | 12/67                  | DAWSON WS                             |                             |
| DE KALB      | DE KALB    | ADJ    | 3/67                   | DE KALB WS                            |                             |
| DE PUE       | BUREAU     | NATL   |                        | DE PUE WS                             |                             |
| DE SOTO      | JACKSON    | CONS   |                        | DE SOTO                               | KINKAID REEDS CK INT CITY W |
| DE WITT      | DE WITT    | ADJ    | /82                    | DE WITT                               |                             |
| DECATUR      | MACON      | ADJ    | /68                    | DECATUR WS                            |                             |
| DEER CREEK   | TAZEWELL   | ADJ    | 11/69                  | DEER CREEK WS                         |                             |

COMMUNITIES SERVED FLUORIDATED DRINKING WATER,  
BY COUNTY AND WATER SYSTEM WITHIN STATE (AS OF 12/31/85)

# ILLINOIS

| COMMUNITY     | COUNTY     | STATUS | FLUOR<br>START<br>DATE | SYSTEM SUPPLYING<br>FLUORIDATED WATER | SOURCE SYSTEM          |
|---------------|------------|--------|------------------------|---------------------------------------|------------------------|
| DEERFIELD     | LAKE       | CONS   |                        | DEERFIELD                             | HIGHLAND PARK WS       |
| DELAND        | PIATT      | ADJ    | /69                    | DELAND WS                             |                        |
| DELAVAN       | TAZEWELL   | ADJ    | 12/67                  | DELAVAN WS                            |                        |
| DES PLAINES   | COOK       | CONS   |                        | DES PLAINES                           | CHICAGO WS             |
| DIAMOND       | GRUNDY     | NATL   |                        | DIAMOND WS                            |                        |
| DIETERICH     | EFFINGHAM  | ADJ    | /73                    | DIETERICH                             |                        |
| DIVERNON      | SANGAMON   | CONS   |                        | DIVERNON                              | ADGPTV WATER COMM      |
| DIX           | JEFFERSON  | CONS   |                        | DIX-KELL                              | REND LAKE INT-CITY W   |
| DIXMOOR       | COOK       | CONS   |                        | DIXMOOR                               | CHICAGO WS             |
| DIXON         | LEE        | ADJ    | 4/68                   | DIXON WS                              |                        |
| DOLTON        | COOK       | CONS   |                        | DOLTON                                | CHICAGO WS             |
| DONGOLA       | UNION      | ADJ    | 7/68                   | DONGOLA WS                            |                        |
| DONNELSON     | BOND       | CONS   |                        | DONNELSON                             | GREENVILLE WS          |
| DONOVAN       | IROQUOIS   | ADJ    | 10/70                  | DONOVAN WS                            |                        |
| DORCHESTER    | MACOUPIN   | CONS   |                        | DORCHESTER                            | GILLESPIE WS           |
| DOVER         | BUREAU     | ADJ    | /68                    | DOVER WS                              |                        |
| DOWELL        | JACKSON    | CONS   |                        | DOWELL                                | REND LAKE INT-CITY W   |
| DOWNERS GROVE | DU PAGE    | ADJ    | /67                    | DOWNERS GROVE WS                      |                        |
| DOWNS         | MCLEAN     | ADJ    | 11/69                  | DOWNS WS                              |                        |
| DU QUOIN      | PERRY      | CONS   |                        | DU QUOIN                              | REND LAKE INT-CITY W   |
| DUBOIS        | WASHINGTON | CONS   |                        | DUBOIS                                | REND LAKE INT-CITY W   |
| DUNFERMLINE   | FULTON     | CONS   |                        | DUNFERMLINE-ST DAVID WC               | CANTON WS              |
| DUNLAP        | PEORIA     | NATL   |                        | DUNLAP WS                             |                        |
| DUPO          | ST. CLAIR  | CONS   |                        | DUPO                                  | ILL-AM WC (E ST LOUIS) |

COMMUNITIES SERVED FLUORIDATED DRINKING WATER,  
BY COUNTY AND WATER SYSTEM WITHIN STATE (AS OF 12/31/85)

# ILLINOIS

| COMMUNITY            | COUNTY      | STATUS | FLUOR<br>START<br>DATE | SYSTEM SUPPLYING<br>FLUORIDATED WATER | SOURCE SYSTEM    |
|----------------------|-------------|--------|------------------------|---------------------------------------|------------------|
| DURAND               | WINNEBAGO   | ADJ    | /68                    | DURAND WS                             |                  |
| DWIGHT               | LIVINGSTON  | ADJ    | 5/68                   | DWIGHT WS                             |                  |
| EAGERVILLE           | MACOUPIN    | CONS   |                        | EAGERVILLE                            | GILLESPIE WS     |
| EARLVILLE            | LA SALLE    | ADJ    | /70                    | EARLVILLE WS                          |                  |
| EAST ALTON           | MADISON     | ADJ    | 8/67                   | EAST ALTON WS                         |                  |
| EAST CARONDELET      | ST. CLAIR   | ADJ    | 8/68                   | ILL-AM WC (E ST LOUIS)                |                  |
| EAST CHICAGO HEIGHTS | COOK        | ADJ    | 4/71                   | EAST CHICAGO HTS WS                   |                  |
| EAST DUBUQUE         | JO DAVIESS  | ADJ    | 11/69                  | EAST DUBUQUE WS                       |                  |
| EAST DUNDEE          | KANE        | ADJ    | 5/67                   | EAST DUNDEE WS                        |                  |
| EAST GALESBURG       | KNOX        | CONS   |                        | EAST GALESBURG                        | GALESBURG WS     |
| EAST GILLESPIE       | MACOUPIN    | ADJ    | 10/69                  | GILLESPIE WS                          |                  |
| EAST HAZEL CREST     | COOK        | CONS   |                        | EAST HAZEL CREST                      | CHICAGO WS       |
| EAST MOLINE          | ROCK ISLAND | ADJ    | 1/70                   | EAST MOLINE WS                        |                  |
| EAST PEORIA          | TAZEWELL    | ADJ    | 1/71                   | EAST PEORIA WS                        |                  |
| EAST ST LOUIS        | ST. CLAIR   | ADJ    | 8/68                   | ILL-AM WC (E ST LOUIS)                |                  |
| EASTON               | MASON       | ADJ    | 8/69                   | EASTON WS                             |                  |
| EDDYVILLE            | POPE        | ADJ    | /75                    | MILLSTONE PWD                         |                  |
| EDINBURG             | CHRISTIAN   | ADJ    | /69                    | EDINBURG WS                           |                  |
| EDWARDSVILLE         | MADISON     | ADJ    | /70                    | EDWARDSVILLE WS                       |                  |
| EILEEN               | GRUNDY      | CONS   |                        | EILEEN WS                             | COAL CITY WS     |
| EL PASO              | WOODFORD    | ADJ    | 4/69                   | EL PASO WS                            |                  |
| ELBURN               | KANE        | NATL   |                        | ELBURN WS                             |                  |
| ELDORADO             | SALINE      | CONS   |                        | ELDORADO WC                           | SALINE VALLEY CD |
| ELDRED               | GREENE      | ADJ    | 12/69                  | ELDRED WS                             |                  |

COMMUNITIES SERVED FLUORIDATED DRINKING WATER,  
BY COUNTY AND WATER SYSTEM WITHIN STATE (AS OF 12/31/85)

# ILLINOIS

| COMMUNITY         | COUNTY     | STATUS | FLUOR<br>START<br>DATE | SYSTEM SUPPLYING<br>FLUORIDATED WATER | SOURCE SYSTEM               |
|-------------------|------------|--------|------------------------|---------------------------------------|-----------------------------|
| ELGIN             | KANE       | ADJ    | 8/67                   | ELGIN WS                              |                             |
| ELIZABETH         | JO DAVIESS | ADJ    | /70                    | ELIZABETH WS                          |                             |
| ELIZABETHTOWN     | HARDIN     | ADJ    | 11/58                  | ELIZABETHTOWN WS                      |                             |
| ELK GROVE VILLAGE | COOK       | NATL   |                        | ELK GROVE VILLAGE WS                  |                             |
| ELKHART           | LOGAN      | ADJ    | /70                    | ELKHART CITY                          |                             |
| ELKVILLE          | JACKSON    | CONS   |                        | ELKVILLE                              | KINKAID REEDS CK INT CITY W |
| ELLIOTT           | FORD       | NATL   |                        | ELLIOTT WS                            |                             |
| ELLIS GROVE       | RANDOLPH   | CONS   |                        | ELLIS GROVE                           | EVANSVILLE WS               |
| ELLSWORTH         | MCLEAN     | ADJ    | /70                    | ELLSWORTH WS                          |                             |
| ELMHURST          | DU PAGE    | NATL   |                        | ELMHURST WS                           |                             |
| ELMWOOD           | PEORIA     | NATL   |                        | ELMWOOD WS                            |                             |
| ELMWOOD PARK      | COOK       | CONS   |                        | ELMWOOD PARK                          | CHICAGO WS                  |
| ELWOOD            | WILL       | ADJ    | 5/68                   | ELWOOD WS                             |                             |
| EMDEN             | LOGAN      | ADJ    | /69                    | EMDEN WS                              |                             |
| EMINGTON          | LIVINGSTON | NATL   |                        | EMINGTON WS                           |                             |
| ENERGY            | WILLIAMSON | CONS   |                        | ENERGY                                | REND LAKE INT-CITY W        |
| ENFIELD           | WHITE      | NATL   |                        | ENFIELD WS                            |                             |
| EQUALITY          | GALLATIN   | ADJ    | /70                    | EQUALITY WS                           |                             |
| ERIE              | WHITESIDE  | ADJ    | /69                    | ERIE WS                               |                             |
| EUREKA            | WOODFORD   | ADJ    | 11/60                  | EUREKA WS                             |                             |
| EVANSTON          | COOK       | ADJ    | 12/47                  | EVANSTON WS                           |                             |
| EVANSVILLE        | RANDOLPH   | ADJ    | 11/71                  | EVANSVILLE WS                         |                             |
| EVERGREEN PARK    | COOK       | CONS   |                        | EVERGREEN PARK                        | CHICAGO WS                  |
| EWING             | FRANKLIN   | CONS   |                        | EWING-INA                             | REND LAKE INT-CITY W        |

COMMUNITIES SERVED FLUORIDATED DRINKING WATER,  
BY COUNTY AND WATER SYSTEM WITHIN STATE (AS OF 12/31/85)

# ILLINOIS

| COMMUNITY        | COUNTY     | STATUS | FLUOR<br>START<br>DATE | SYSTEM SUPPLYING<br>FLUORIDATED WATER | SOURCE SYSTEM  |
|------------------|------------|--------|------------------------|---------------------------------------|----------------|
| FAIRBURY         | LIVINGSTON | ADJ    | /70                    | FAIRBURY WS                           |                |
| FAIRFIELD        | WAYNE      | ADJ    | /68                    | FAIRFIELD WS                          |                |
| FAIRMONT CITY    | ST. CLAIR  | ADJ    | 8/68                   | ILL-AM WC (E ST LOUIS)                |                |
| FAIRMOUNT        | VERMILION  | ADJ    | /70                    | FAIRMOUNT WS                          |                |
| FAIRVIEW         | FULTON     | NATL   |                        | FAIRVIEW WS                           |                |
| FAIRVIEW HEIGHTS | ST. CLAIR  | ADJ    | /68                    | ILL-AM WC (E ST LOUIS)                |                |
| FARINA           | FAYETTE    | ADJ    | /68                    | FARINA                                |                |
| FARMER CITY      | DE WITT    | ADJ    | /70                    | FARMER CITY WS                        |                |
| FARMERSVILLE     | MONTGOMERY | ADJ    | /68                    | FARMERSVILLE WS                       |                |
| FARMINGTON       | FULTON     | NATL   |                        | FARMINGTON WS                         |                |
| FAYETTEVILLE     | ST. CLAIR  | ADJ    | /70                    | FAYETTEVILLE WS                       |                |
| FIELDON          | JERSEY     | CONS   |                        | FIELDON                               | JERSEYVILLE WS |
| FILLMORE         | MONTGOMERY | ADJ    | 11/70                  | FILLMORE WS                           |                |
| FINDLAY          | SHELBY     | ADJ    | 11/69                  | FINDLAY                               |                |
| FISHER           | CHAMPAIGN  | ADJ    | 12/69                  | FISHER WS                             |                |
| FLANAGAN         | LIVINGSTON | ADJ    | /69                    | FLANAGAN WS                           |                |
| FLAT ROCK        | CRAWFORD   | ADJ    | 7/69                   | FLAT ROCK WS                          |                |
| FLORA            | CLAY       | ADJ    | 4/69                   | FLORA WS                              |                |
| FLOSSMOOR        | COOK       | ADJ    | 12/70                  | FLOSSMOOR WS                          |                |
| FOREST PARK      | COOK       | CONS   |                        | FOREST PARK                           | CHICAGO WS     |
| FOREST VIEW      | COOK       | CONS   |                        | FOREST VIEW                           | CHICAGO WS     |
| FORREST          | LIVINGSTON | ADJ    | /70                    | FORREST WS                            |                |
| FORREST LAKE     | LAKE       | ADJ    | /77                    | FORREST LAKE SUBD                     |                |
| FORRESTON        | OGLE       | ADJ    | /70                    | FORRESTON WS                          |                |

COMMUNITIES SERVED FLUORIDATED DRINKING WATER,  
BY COUNTY AND WATER SYSTEM WITHIN STATE (AS OF 12/31/85)

# ILLINOIS

| COMMUNITY       | COUNTY     | STATUS | FLUOR<br>START<br>DATE | SYSTEM SUPPLYING<br>FLUORIDATED WATER | SOURCE SYSTEM        |
|-----------------|------------|--------|------------------------|---------------------------------------|----------------------|
| FORSYTH         | MACON      | ADJ    | 12/68                  | FORSYTH WS                            |                      |
| FOX LAKE        | LAKE       | ADJ    | 11/69                  | FOX LAKE WS                           |                      |
| FOX LAKE HILLS  | LAKE       | NATL   |                        | FOX LAKE HILLS SUBD                   |                      |
| FOX RIVER GROVE | MCHENRY    | ADJ    | 4/68                   | FOX RIVER GROVE WS                    |                      |
| FRANKFORT       | WILL       | ADJ    | 11/67                  | FRANKFORT WS                          |                      |
| FRANKLIN        | MORGAN     | CONS   |                        | FRANKLIN                              | JACKSONVILLE WS      |
| FRANKLIN GROVE  | LEE        | ADJ    | 7/62                   | FRANKLIN GROVE                        |                      |
| FRANKLIN PARK   | COOK       | CONS   |                        | FRANKLIN PARK                         | CHICAGO WS           |
| FREEBURG        | ST. CLAIR  | CONS   |                        | FREEBURG                              | S L M WATER CO       |
| FREEMANSPUR     | WILLIAMSON | CONS   |                        | FREEMANSPUR                           | REND LAKE INT-CITY W |
| FREEPORT        | STEPHENSON | ADJ    | /66                    | FREEPORT WS                           |                      |
| FULTON          | WHITESIDE  | ADJ    | 2/69                   | FULTON WS                             |                      |
| GALATIA         | SALINE     | CONS   |                        | GALATIA                               | REND LAKE INT-CITY W |
| GALENA          | JO DAVIESS | ADJ    | 12/65                  | GALENA WS                             |                      |
| GALESBURG       | KNOX       | ADJ    | 11/61                  | GALESBURG WS                          |                      |
| GALVA           | HENRY      | NATL   |                        | GALVA WS                              |                      |
| GARDNER         | GRUNDY     | NATL   |                        | GARDNER WS                            |                      |
| GAYS            | MOULTRIE   | ADJ    | 9/68                   | SULLIVAN WS                           |                      |
| GENESE0         | HENRY      | ADJ    | 12/54                  | GENESE0 WS                            |                      |
| GENEVA          | KANE       | NATL   |                        | GENEVA WS                             |                      |
| GENOA           | DE KALB    | ADJ    | /69                    | GENOA WS                              |                      |
| GEORGETOWN      | VERMILION  | ADJ    | 3/69                   | GEORGETOWN WS                         |                      |
| GERMAN VALLEY   | STEPHENSON | ADJ    | /68                    | GERMAN VALLEY WS                      |                      |
| GERMANTOWN      | CLINTON    | ADJ    | 1/72                   | GERMANTOWN WS                         |                      |

COMMUNITIES SERVED FLUORIDATED DRINKING WATER,  
BY COUNTY AND WATER SYSTEM WITHIN STATE (AS OF 12/31/85)

# ILLINOIS

| COMMUNITY        | COUNTY    | STATUS | FLUOR<br>START<br>DATE | SYSTEM SUPPLYING<br>FLUORIDATED WATER | SOURCE SYSTEM          |
|------------------|-----------|--------|------------------------|---------------------------------------|------------------------|
| GIBSON CITY      | FORD      | ADJ    | 11/68                  | GIBSON CITY WS                        |                        |
| GIFFORD          | CHAMPAIGN | ADJ    | 6/68                   | GIFFORD WS                            |                        |
| GILBERTS (PART)  | KANE      | ADJ    | /79                    | GILBERTS                              |                        |
| GILLESPIE        | MACOUPIN  | ADJ    | 10/69                  | GILLESPIE WS                          |                        |
| GILMAN           | IROQUOIS  | ADJ    | /68                    | GILMAN WS                             |                        |
| GIRARD           | MACOUPIN  | CONS   |                        | GIRARD                                | ADGPIV WATER COMM      |
| GLASFORD         | PEORIA    | NATL   |                        | GLASFORD WS                           |                        |
| GLEN CARBON      | MADISON   | ADJ    | /70                    | GLEN CARBON WS                        |                        |
| GLEN ELLYN       | DU PAGE   | ADJ    | /70                    | GLEN ELLYN WS                         |                        |
| GLENCOE          | COOK      | ADJ    | 4/56                   | GLENCOE WS                            |                        |
| GLENDALE HEIGHTS | DU PAGE   | ADJ    | 5/68                   | GLENDALE HEIGHTS WS                   |                        |
| GLENVIEW         | COOK      | CONS   |                        | GLENVIEW                              | WILMETTE WS            |
| GLENWOOD         | COOK      | CONS   |                        | GLENWOOD WS                           | HAMMOND, IN            |
| GOLOCONDA        | POPE      | ADJ    | /68                    | GOLOCONDA WS                          |                        |
| GOLDEN           | ADAMS     | CONS   |                        | GOLDEN                                | CLAYTON-CAMP PT W COMM |
| GOLDEN GATE      | WAYNE     | CONS   |                        | GOLDEN GATE                           | FAIRFIELD WS           |
| GOLF             | COOK      | CONS   |                        | GOLF                                  | CHICAGO WS             |
| GOOD HOPE        | MCDONOUGH | ADJ    | /69                    | GOOD HOPE WS                          |                        |
| GOODFIELD        | WOODFORD  | ADJ    | /69                    | GOODFIELD WS                          |                        |
| GOREVILLE        | JOHNSON   | CONS   |                        | GOREVILLE                             | LAKE OF EGYPT PWD      |
| GORHAM           | JACKSON   | ADJ    | /70                    | GORHAM WS                             |                        |
| GRAFTON          | JERSEY    | ADJ    | /70                    | GRAFTON WS                            |                        |
| GRAND RIDGE      | LA SALLE  | NATL   |                        | GRAND RIDGE WS                        |                        |
| GRAND TOWER      | JACKSON   | ADJ    | 3/72                   | GRAND TOWER WS                        |                        |

COMMUNITIES SERVED FLUORIDATED DRINKING WATER,  
BY COUNTY AND WATER SYSTEM WITHIN STATE (AS OF 12/31/85)

# ILLINOIS

| COMMUNITY    | COUNTY      | STATUS | FLUOR<br>START<br>DATE | SYSTEM SUPPLYING<br>FLUORIDATED WATER | SOURCE SYSTEM        |
|--------------|-------------|--------|------------------------|---------------------------------------|----------------------|
| GRANDVIEW    | SANGAMON    | CONS   |                        | GRANDVIEW WS                          | SPRINGFIELD WS       |
| GRANITE CITY | MADISON     | ADJ    | 7/68                   | ILL-AM WC (E ST LOUIS)                |                      |
| GRANT FORK   | MADISON     | CONS   |                        | GRANTFORK                             | HIGHLAND WS          |
| GRANT PARK   | KANKAKEE    | ADJ    | /68                    | GRANT PARK WS                         |                      |
| GRANVILLE    | PUTNAM      | NATL   |                        | GRANVILLE WS                          |                      |
| GRAYSLAKE    | LAKE        | NATL   |                        | GRAYSLAKE WS                          |                      |
| GRAYVILLE    | WHITE       | ADJ    | 12/69                  | GRAYVILLE WS                          |                      |
| GREEN ROCK   | HENRY       | ADJ    | /68                    | GREEN ROCK WS                         |                      |
| GREEN VALLEY | TAZEWELL    | ADJ    | 12/70                  | GREEN VALLEY WS                       |                      |
| GREENFIELD   | GREENE      | ADJ    | 11/58                  | GREENFIELD WS                         |                      |
| GREENUP      | CUMBERLAND  | ADJ    | 12/68                  | GREENUP WS                            |                      |
| GREENVIEW    | MENARD      | ADJ    | /69                    | GREENVIEW WS                          |                      |
| GREENVILLE   | BOND        | ADJ    | 11/58                  | GREENVILLE WS                         |                      |
| GRIDLEY      | MCLEAN      | ADJ    | 11/70                  | GRIDLEY WS                            |                      |
| GRIGGSVILLE  | PIKE        | ADJ    | 11/70                  | GRIGGSVILLE WS                        |                      |
| GURNEE       | LAKE        | NATL   |                        | GURNEE WS                             |                      |
| HAMEL        | MADISON     | NATL   |                        | HAMEL WS                              |                      |
| HAMILTON     | HANCOCK     | ADJ    | /70                    | HAMILTON WS                           |                      |
| HAMLETSBURG  | POPE        | ADJ    | /75                    | MILLSTONE PWD                         |                      |
| HAMMOND      | PIATT       | ADJ    | 11/69                  | HAMMOND WS                            |                      |
| HAMPSHIRE    | KANE        | ADJ    | 11/69                  | HAMPSHIRE WS                          |                      |
| HAMPTON      | ROCK ISLAND | CONS   |                        | HAMPTON                               | EAST MOLINE WS       |
| HANAFORD     | FRANKLIN    | ADJ    | 10/62                  | REND LAKE INT-CITY W                  |                      |
| HANAFORD     | FRANKLIN    | CONS   |                        | HANAFORD                              | REND LAKE INT-CITY W |



COMMUNITIES SERVED FLUORIDATED DRINKING WATER,  
BY COUNTY AND WATER SYSTEM WITHIN STATE (AS OF 12/31/85)

# ILLINOIS

| COMMUNITY       | COUNTY     | STATUS | FLUOR<br>START<br>DATE | SYSTEM SUPPLYING<br>FLUORIDATED WATER | SOURCE SYSTEM  |
|-----------------|------------|--------|------------------------|---------------------------------------|----------------|
| HANNA CITY      | PEORIA     | NATL   |                        | HANNA CITY WS                         |                |
| HANOVER         | JO DAVIESS | ADJ    | 10/69                  | HANOVER WS                            |                |
| HANOVER PARK    | DU PAGE    | CONS   |                        | HANOVER PARK WS                       | CHICAGO WS     |
| HARDIN          | CALHOUN    | ADJ    | 11/69                  | HARDIN WS                             |                |
| HARMON          | LEE        | ADJ    | /70                    | HARMON WS                             |                |
| HARRISTOWN      | MACON      | ADJ    | /68                    | HARRISTOWN WS                         |                |
| HARTFORD        | MADISON    | ADJ    | 5/68                   | HARTFORD WS                           |                |
| HARTSBURG       | LOGAN      | ADJ    | /70                    | HARTSBURG WS                          |                |
| HARVARD         | MCHENRY    | ADJ    | /69                    | HARVARD WS                            |                |
| HARVEY          | COOK       | CONS   |                        | HARVEY                                | CHICAGO WS     |
| HARWOOD HEIGHTS | COOK       | CONS   |                        | HARWOOD HEIGHTS                       | CHICAGO WS     |
| HAVANA          | MASON      | ADJ    | 12/70                  | HAVANA WS                             |                |
| HAWTHORNE WOODS | LAKE       | ADJ    | /68                    | HAWTHORNE WOODS (VILLAGE)             |                |
| HAZEL CREST     | COOK       | CONS   |                        | HAZEL CREST                           | CHICAGO WS     |
| HEBRON          | MCHENRY    | ADJ    | 3/69                   | HEBRON WS                             |                |
| HECKER          | MONROE     | CONS   |                        | HECKER                                | S L M WATER CO |
| HENDERSON       | KNOX       | NATL   |                        | HENDERSON WS                          |                |
| HENNEPIN        | PUTNAM     | ADJ    | /66                    | HENNEPIN FWD                          |                |
| HENRY           | MARSHALL   | ADJ    | 10/68                  | HENRY WS                              |                |
| HERRICK         | SHELBY     | ADJ    | 6/68                   | HERRICK WS                            |                |
| HERRIN          | WILLIAMSON | ADJ    | 9/62                   | REND LAKE INT-CITY W                  |                |
| HERSCHER        | KANKAKEE   | ADJ    | /73                    | HERSCHER WS                           |                |
| HETTICK         | MACOUPIN   | ADJ    | /68                    | HETTICK                               |                |
| HEYWORTH        | MCLEAN     | ADJ    | 12/70                  | HEYWORTH WS                           |                |

COMMUNITIES SERVED FLUORIDATED DRINKING WATER,  
BY COUNTY AND WATER SYSTEM WITHIN STATE (AS OF 12/31/85)

# ILLINOIS

| COMMUNITY              | COUNTY     | STATUS | FLUOR<br>START<br>DATE | SYSTEM SUPPLYING<br>FLUORIDATED WATER | SOURCE SYSTEM  |
|------------------------|------------|--------|------------------------|---------------------------------------|----------------|
| HICKORY HILLS          | COOK       | CONS   |                        | HICKORY HILLS                         | CHICAGO WS     |
| HIGHLAND               | MADISON    | ADJ    | /68                    | HIGHLAND WS                           |                |
| HIGHLAND PARK          | LAKE       | ADJ    | 12/55                  | HIGHLAND PARK WS                      |                |
| HIGHWOOD               | LAKE       | ADJ    | 10/68                  | HIGHWOOD WS                           |                |
| HILLCREST              | OGLE       | ADJ    | 11/68                  | HILLCREST WS                          |                |
| HILLSBORO              | MONTGOMERY | ADJ    | /70                    | HILLSBORO WS                          |                |
| HILLSIDE               | COOK       | CONS   |                        | HILLSIDE                              | CHICAGO WS     |
| HILLVIEW               | GREENE     | ADJ    | /68                    | HILLVIEW WS                           |                |
| HINCKLEY               | DE KALB    | ADJ    | 5/68                   | HINCKLEY WS                           |                |
| HINDBORO               | DOUGLAS    | ADJ    | 12/69                  | HINDBORO WS                           |                |
| HINSDALE               | DU PAGE    | ADJ    | 6/68                   | HINSDALE WS                           |                |
| HODGKINS               | COOK       | CONS   |                        | HODGKINS                              | CHICAGO WS     |
| HOFFMAN                | CLINTON    | CONS   |                        | HOFFMAN                               | CENTRALIA WS   |
| HOFFMAN ESTATES (PART) | COOK       | ADJ    | /79                    | HOFFMAN ESTATES-NORTH                 |                |
| HOFFMAN ESTATES (PART) | COOK       | ADJ    | /79                    | HOFFMAN ESTATES-SOUTH                 |                |
| HOFFMAN ESTATES (PART) | COOK       | ADJ    | /79                    | HOFFMAN ESTATES-WEST                  |                |
| HOMER                  | CHAMPAIGN  | ADJ    | /70                    | HOMER WS                              |                |
| HOMETOWN               | COOK       | CONS   |                        | HOMETOWN                              | CHICAGO WS     |
| HOMWOOD                | COOK       | CONS   |                        | HOMWOOD WS                            | CHICAGO WS     |
| HOOPESTON              | VERMILION  | ADJ    | 12/67                  | HOOPESTON WS                          |                |
| HOPEDALE               | TAZEWELL   | ADJ    | 3/69                   | HOPEDALE WS                           |                |
| HOPEWELL ESTATES SUBD  | MARSHALL   | NATL   |                        | HOPEWELL ESTATES SUBD                 |                |
| HOYLETON               | WASHINGTON | CONS   |                        | HOYLETON                              | NASHVILLE WS   |
| HUDSON                 | MCLEAN     | CONS   |                        | HUDSON                                | BLOOMINGTON WS |

COMMUNITIES SERVED FLUORIDATED DRINKING WATER,  
BY COUNTY AND WATER SYSTEM WITHIN STATE (AS OF 12/31/85)

## ILLINOIS

| COMMUNITY        | COUNTY     | STATUS | FLUOR<br>START<br>DATE | SYSTEM SUPPLYING<br>FLUORIDATED WATER | SOURCE SYSTEM        |
|------------------|------------|--------|------------------------|---------------------------------------|----------------------|
| HULL             | PIKE       | ADJ    | 12/70                  | HULL WS                               |                      |
| HUMBOLDT         | COLES      | CONS   |                        | HUMBOLDT                              | MATTOON WS           |
| HUME             | EDGAR      | ADJ    | 4/69                   | HUME WS                               |                      |
| HUNTLEY          | MCHENRY    | ADJ    | 7/71                   | HUNTLEY WS                            |                      |
| HURST            | WILLIAMSON | CONS   |                        | HURST                                 | CITIES WATER CO      |
| HUTSONVILLE      | CRAWFORD   | ADJ    | 10/70                  | HUTSONVILLE WS                        |                      |
| ILLIOPOLIS       | SANGAMON   | ADJ    | 12/67                  | ILLIOPOLIS WS                         |                      |
| INA              | JEFFERSON  | CONS   |                        | EWING-INA                             | REND LAKE INT-CITY W |
| INA              | JEFFERSON  | ADJ    | /71                    | REND LAKE INT-CITY W                  |                      |
| INDIAN HEAD PARK | COOK       | ADJ    | 8/68                   | INDIAN HEAD PARK WS                   |                      |
| INDIANOLA        | VERMILION  | ADJ    | /68                    | INDIANOLA WS                          |                      |
| INDUSTRY         | MCDONOUGH  | NATL   |                        | INDUSTRY WS                           |                      |
| IPAVA            | FULTON     | NATL   |                        | IPAVA WS                              |                      |
| IRVING           | MONTGOMERY | CONS   |                        | IRVING                                | WITT WS              |
| IRVINGTON        | WASHINGTON | CONS   |                        | IRVINGTON                             | CENTRALIA WS         |
| ISLAND LAKE      | LAKE       | ADJ    | /75                    | ISLAND LAKE WC                        |                      |
| ITASCA           | DU PAGE    | ADJ    | /72                    | ITASCA WS                             |                      |
| IUKA             | MARION     | ADJ    | 4/71                   | IUKA WS                               |                      |
| IVESDALE         | CHAMPAIGN  | ADJ    | /68                    | IVESDALE WS                           |                      |
| JACKSONVILLE     | MORGAN     | ADJ    | 8/56                   | JACKSONVILLE WS                       |                      |
| JEFFERSONVILLE   | WAYNE      | NATL   |                        | JEFFERSONVILLE                        |                      |
| JEISEYVILLE      | CHRISTIAN  | CONS   |                        | JEISEYVILLE                           | KINCAID WS           |
| JEROME           | SANGAMON   | CONS   |                        | JEROME                                | SPRINGFIELD WS       |
| JERSEYVILLE      | JERSEY     | ADJ    | 11/64                  | JERSEYVILLE WS                        |                      |

COMMUNITIES SERVED FLUORIDATED DRINKING WATER,  
BY COUNTY AND WATER SYSTEM WITHIN STATE (AS OF 12/31/85)

# ILLINOIS

| COMMUNITY     | COUNTY     | STATUS | FLUOR<br>START<br>DATE | SYSTEM SUPPLYING<br>FLUORIDATED WATER | SOURCE SYSTEM        |
|---------------|------------|--------|------------------------|---------------------------------------|----------------------|
| JEWETT        | CUMBERLAND | ADJ    | 6/68                   | JEWETT WS                             |                      |
| JOHNSTON CITY | WILLIAMSON | CONS   |                        | JOHNSTON CITY                         | REND LAKE INT-CITY W |
| JOLIET        | WILL       | NATL   |                        | JOLIET WS                             |                      |
| JONESBORO     | UNION      | CONS   |                        | JONESBORO WC                          | ANNA-JONESBORO WC    |
| JOPPA         | MASSAC     | ADJ    | /82                    | JOPPA WS                              |                      |
| JOY           | MERCER     | ADJ    | /23                    | JOY                                   |                      |
| JUNCTION CITY | MARION     | CONS   |                        | JUNCTION CITY                         | CENTRALIA WS         |
| JUSTICE       | COOK       | CONS   |                        | JUSTICE-WILLOW SPRINGS                | CHICAGO WS           |
| KAMPSVILLE    | CALHOUN    | ADJ    | /70                    | KAMPSVILLE WS                         |                      |
| KANE          | GREENE     | ADJ    | /68                    | KANE WS                               |                      |
| KANGLEY       | LA SALLE   | NATL   |                        | KANGLEY WS                            |                      |
| KANKAKEE      | KANKAKEE   | ADJ    | 11/64                  | KANKAKEE WC                           |                      |
| KANSAS        | EDGAR      | ADJ    | /70                    | KANSAS WS                             |                      |
| KARNAK        | PULASKI    | ADJ    | /68                    | KARNAK WS                             |                      |
| KEENSBURG     | WABASH     | ADJ    | 11/68                  | KEENSBURG                             |                      |
| KEITHSBURG    | MERCER     | ADJ    | 11/70                  | KEITHSBURG WS                         |                      |
| KELL          | MARION     | CONS   |                        | DIX-KELL                              | REND LAKE INT-CITY W |
| KEMPTON       | FORD       | ADJ    | /82                    | KEMPTON WS                            |                      |
| KENILWORTH    | COOK       | ADJ    | 11/53                  | KENILWORTH WS                         |                      |
| KENNEY        | DE WITT    | ADJ    | 11/53                  | KENNEY WS                             |                      |
| KEWANEE       | HENRY      | NATL   |                        | KEWANEE WS                            |                      |
| KEYESPORT     | CLINTON    | ADJ    | /68                    | KEYESPORT WS                          |                      |
| KINCAID       | CHRISTIAN  | ADJ    | 10/70                  | KINCAID WS                            |                      |
| KINDERHOOK    | PIKE       | ADJ    | 6/69                   | KINDERHOOK WS                         |                      |

COMMUNITIES SERVED FLUORIDATED DRINKING WATER,  
BY COUNTY AND WATER SYSTEM WITHIN STATE (AS OF 12/31/85)

# ILLINOIS

| COMMUNITY              | COUNTY   | STATUS | FLUOR<br>START<br>DATE | SYSTEM SUPPLYING<br>FLUORIDATED WATER | SOURCE SYSTEM |
|------------------------|----------|--------|------------------------|---------------------------------------|---------------|
| KINGSTON               | DE KALB  | ADJ    | 12/70                  | KINGSTON WS                           |               |
| KINGSTON MINES         | PEORIA   | NATL   |                        | KINGSTON MINES WS                     |               |
| KINMUNDY               | MARION   | ADJ    | /68                    | KINMUNDY WS                           |               |
| KINSMAN                | GRUNDY   | NATL   |                        | KINSMAN                               |               |
| KIRKLAND               | DE KALB  | ADJ    | /70                    | KIRKLAND WS                           |               |
| KIRKWOOD               | WARREN   | NATL   |                        | KIRKWOOD WS                           |               |
| KNOXVILLE              | KNOX     | NATL   |                        | KNOXVILLE WS                          |               |
| LA FAYETTE             | STARK    | NATL   |                        | LA FAYETTE WS                         |               |
| LA GRANGE              | COOK     | ADJ    | 5/61                   | LA GRANGE WS                          |               |
| LA GRANGE HIGHLAND     | COOK     | ADJ    | 12/67                  | LA GRANGE HIGHLAND SD                 |               |
| LA GRANGE PARK         | COOK     | OONS   |                        | LA GRANGE PARK                        | CHICAGO WS    |
| LA HARPE               | HANCOCK  | ADJ    | 12/69                  | LA HARPE WS                           |               |
| LA PLACE               | PIATT    | ADJ    | /72                    | LA PLACE WS                           |               |
| LA ROSE                | MARSHALL | ADJ    | /68                    | LA ROSE WS                            |               |
| LA SALLE               | LA SALLE | ADJ    | 3/57                   | LA SALLE WS                           |               |
| LACON                  | MARSHALL | ADJ    | 10/66                  | LACON WS                              |               |
| LADD                   | BUREAU   | NATL   |                        | LADD WS                               |               |
| LAKE BARRINGTON SHORES | LAKE     | NATL   |                        | LAKE BARRINGTON SHORES WS             |               |
| LAKE BLUFF             | LAKE     | ADJ    | 11/60                  | LAKE FOREST WS                        |               |
| LAKE FOREST            | LAKE     | ADJ    | 12/58                  | LAKE FOREST WS                        |               |
| LAKE IN THE HILLS      | MCHENRY  | ADJ    | 10/81                  | LAKE IN THE HILLS WS                  |               |
| LAKE VILLA             | LAKE     | NATL   |                        | LAKE VILLA WS                         |               |
| LAKE ZURICH            | LAKE     | NATL   |                        | LAKE ZURICH WS                        |               |
| LANARK                 | CARROLL  | ADJ    | 11/59                  | LANARK WS                             |               |

COMMUNITIES SERVED FLUORIDATED DRINKING WATER,  
BY COUNTY AND WATER SYSTEM WITHIN STATE (AS OF 12/31/85)

# ILLINOIS

| COMMUNITY     | COUNTY     | STATUS | FLUOR<br>START<br>DATE | SYSTEM SUPPLYING<br>FLUORIDATED WATER | SOURCE SYSTEM          |
|---------------|------------|--------|------------------------|---------------------------------------|------------------------|
| LANSING       | COOK       | CONS   |                        | LANSING                               | HAMMOND, IN            |
| LATHAM        | LOGAN      | ADJ    | /68                    | LATHAM WS                             |                        |
| LAWRENCEVILLE | LAWRENCE   | ADJ    | 7/53                   | LAWRENCEVILLE WS                      |                        |
| LE ROY        | MCLEAN     | ADJ    | 11/53                  | LE ROY WS                             |                        |
| LEAF RIVER    | OGLE       | ADJ    | /70                    | LEAF RIVER WS                         |                        |
| LEBANON       | ST. CLAIR  | CONS   |                        | LEBANON                               | S L M WATER CO         |
| LEE           | LEE        | ADJ    | /68                    | LEE                                   |                        |
| LELAND        | LA SALLE   | ADJ    | 2/72                   | LELAND WS                             |                        |
| LELAND GROVE  | SANGAMON   | ADJ    | 7/68                   | SPRINGFIELD WS                        |                        |
| LEMONT        | COOK       | NATL   |                        | LEMONT WS                             |                        |
| LENA          | STEPHENSON | ADJ    | 4/69                   | LENA WS                               |                        |
| LENZBURG      | ST. CLAIR  | CONS   |                        | LENZBURG                              | KASKASKIA WATER DIS    |
| LEONORE       | LA SALLE   | ADJ    | /68                    | LEONORE                               |                        |
| LERNA         | COLES      | CONS   |                        | LERNA                                 | CLEAR WATER SERV CORP  |
| LEWISTOWN     | FULTON     | ADJ    | 8/71                   | LEWISTOWN WS                          |                        |
| LEXINGTON     | MCLEAN     | ADJ    | /69                    | LEXINGTON WS                          |                        |
| LIBERTY       | ADAMS      | CONS   |                        | LIBERTY                               | CLAYTON-CAMP PT W COMM |
| LIBERTYVILLE  | LAKE       | NATL   |                        | LIBERTYVILLE WS                       |                        |
| LIMA          | ADAMS      | ADJ    | /68                    | LIMA                                  |                        |
| LINCOLN       | LOGAN      | ADJ    | 1/68                   | LINCOLN                               |                        |
| LINCOLNSHIRE  | LAKE       | NATL   |                        | LINCOLNSHIRE WS                       |                        |
| LINCOLNWOOD   | COOK       | CONS   |                        | LINCOLNWOOD                           | CHICAGO WS             |
| LINDENHURST   | LAKE       | NATL   |                        | LINDENHURST WS                        |                        |
| LISLE         | DU PAGE    | ADJ    | 11/68                  | LISLE WS                              |                        |

COMMUNITIES SERVED FLUORIDATED DRINKING WATER,  
BY COUNTY AND WATER SYSTEM WITHIN STATE (AS OF 12/31/85)

# ILLINOIS

| COMMUNITY    | COUNTY     | STATUS | FLUOR<br>START<br>DATE | SYSTEM SUPPLYING<br>FLUORIDATED WATER | SOURCE SYSTEM        |
|--------------|------------|--------|------------------------|---------------------------------------|----------------------|
| LITCHFIELD   | MONTGOMERY | ADJ    | /69                    | LITCHFIELD WS                         |                      |
| LITTLE YORK  | WARREN     | NATL   |                        | LITTLE YORK WS                        |                      |
| LIVINGSTON   | MADISON    | NATL   |                        | LIVINGSTON WS                         |                      |
| LOAMI        | SANGAMON   | ADJ    | /70                    | LOAMI WS                              |                      |
| LOCKPORT     | WILL       | NATL   |                        | LOCKPORT WS                           |                      |
| LODA         | IROQUOIS   | ADJ    | 11/70                  | LODA WS                               |                      |
| LOMBARD      | DU PAGE    | NATL   |                        | LOMBARD WS                            |                      |
| LONDON MILLS | FULTON     | ADJ    | 11/70                  | LONDON MILLS WS                       |                      |
| LONG VIEW    | CHAMPAIGN  | ADJ    | 1/70                   | LONG VIEW WS                          |                      |
| LORAINÉ      | ADAMS      | NATL   |                        | LORAINÉ WS                            |                      |
| LOSTANT      | LA SALLE   | NATL   |                        | LOSTANT WS                            |                      |
| LOUISVILLE   | CLAY       | ADJ    | /70                    | LOUISVILLE WS                         |                      |
| LOVES PARK   | WINNEBAGO  | ADJ    | 10/68                  | LOVES PARK WS                         |                      |
| LOVINGTON    | MOULTRIE   | ADJ    | 12/70                  | LOVINGTON WS                          |                      |
| LUDLOW       | CHAMPAIGN  | ADJ    | 3/69                   | LUDLOW WS                             |                      |
| LYNDON       | WHITESIDE  | ADJ    | /68                    | LYNDON WS                             |                      |
| LYNNVILLE    | MORGAN     | ADJ    | 5/70                   | JACKSONVILLE WS                       |                      |
| LYNWOOD      | COOK       | CONS   |                        | LYNWOOD WS                            | HAMMOND, IN          |
| LYONS        | COOK       | CONS   |                        | LYONS                                 | CHICAGO WS           |
| MACEDONIA    | HAMILTON   | CONS   |                        | MACEDONIA                             | REND LAKE INT-CITY W |
| MACKINAW     | TAZEWELL   | ADJ    | 12/69                  | MACKINAW WS                           |                      |
| MACOMB       | MCDONOUGH  | ADJ    | /70                    | MACOMB WS                             |                      |
| MACON        | MACON      | ADJ    | 11/67                  | MACON WS                              |                      |
| MADISON      | MADISON    | ADJ    | 7/68                   | ILL-AM WC (E ST LOUIS)                |                      |

COMMUNITIES SERVED FLUORIDATED DRINKING WATER,  
BY COUNTY AND WATER SYSTEM WITHIN STATE (AS OF 12/31/85)

# ILLINOIS

| COMMUNITY         | COUNTY     | STATUS | FLUOR<br>START<br>DATE | SYSTEM SUPPLYING<br>FLUORIDATED WATER | SOURCE SYSTEM       |
|-------------------|------------|--------|------------------------|---------------------------------------|---------------------|
| MAEYSTOWN         | MONROE     | ADJ    | 10/77                  | MAEYSTOWN WS                          |                     |
| MAGNOLIA          | PUTNAM     | ADJ    | /68                    | MAGNOLIA                              |                     |
| MAHOMET           | CHAMPAIGN  | ADJ    | 11/69                  | MAHOMET WS                            |                     |
| MAKANDA           | JACKSON    | ADJ    | /70                    | CARBONDALE WS                         |                     |
| MALDEN            | BUREAU     | ADJ    | /68                    | MALDEN WS                             |                     |
| MALTA             | DE KALB    | ADJ    | 11/68                  | MALTA WS                              |                     |
| MANCHESTER        | SCOTT      | CONS   |                        | MANCHESTER                            | ROODHOUSE WS        |
| MANHATTAN         | WILL       | ADJ    | /74                    | MANHATTAN WS                          |                     |
| MANITO            | MASON      | ADJ    | /70                    | MANITO WS                             |                     |
| MANLIUS           | BUREAU     | ADJ    | /70                    | MANLIUS WS                            |                     |
| MANSFIELD         | PIATT      | ADJ    | 11/69                  | MANSFIELD WS                          |                     |
| MANTENO           | KANKAKEE   | ADJ    | 10/69                  | MANTENO WS                            |                     |
| MAPLE PARK        | KANE       | ADJ    | /80                    | MAPLE PARK WS                         |                     |
| MAPLETON          | PEORIA     | NATL   |                        | MAPLETON WS                           |                     |
| MAQUON            | KNOX       | NATL   |                        | MAQUON WS                             |                     |
| MARENGO           | MCHENRY    | ADJ    | /69                    | MARENGO WS                            |                     |
| MARINE            | MADISON    | ADJ    | /70                    | MARINE WS                             |                     |
| MARION            | WILLIAMSON | ADJ    | 5/62                   | MARION WS                             |                     |
| MARISSA           | ST. CLAIR  | CONS   |                        | MARISSA                               | KASKASKIA WATER DIS |
| MARK              | PUTNAM     | CONS   |                        | MARK                                  | GRANVILLE WS        |
| MARKHAM           | COOK       | CONS   |                        | MARKHAM                               | CHICAGO WS          |
| MARQA             | MACON      | ADJ    | /69                    | MARQA WS                              |                     |
| MARQUETTE HEIGHTS | TAZEWELL   | ADJ    | /68                    | MARQUETTE HEIGHTS WS                  |                     |
| MARSEILLES        | LA SALLE   | ADJ    | 12/67                  | MARSEILLES WS                         |                     |



COMMUNITIES SERVED FLUORIDATED DRINKING WATER,  
BY COUNTY AND WATER SYSTEM WITHIN STATE (AS OF 12/31/85)

ILLINOIS

| COMMUNITY      | COUNTY    | STATUS | FLUOR<br>START<br>DATE | SYSTEM SUPPLYING<br>FLUORIDATED WATER | SOURCE SYSTEM        |
|----------------|-----------|--------|------------------------|---------------------------------------|----------------------|
| MARSHALL       | CLARK     | ADJ    | /68                    | MARSHALL WS                           |                      |
| MARTINSVILLE   | CLARK     | ADJ    | /68                    | MARTINSVILLE WS                       |                      |
| MARTINTON      | TROQUOIS  | ADJ    | 10/69                  | MARTINTON WS                          |                      |
| MARYVILLE      | MADISON   | ADJ    | 11/70                  | MARYVILLE WS                          |                      |
| MASCOUTAH      | SALINE    | CONS   |                        | MASCOUTAH                             | S L M WATER CO       |
| MASON          | EFFINGHAM | CONS   |                        | MASON                                 | EDGEWOOD WS          |
| MASON CITY     | MASON     | ADJ    | /69                    | MASON CITY WS                         |                      |
| MATHEVILLE     | MERCER    | NATL   |                        | MATHEVILLE WS                         |                      |
| MATTESON       | COOK      | ADJ    | 4/57                   | MATTESON WS                           |                      |
| MATTOON        | COLES     | ADJ    | 1/69                   | MATTOON WS                            |                      |
| MAYWOOD        | COOK      | CONS   |                        | MAYWOOD                               | CHICAGO WS           |
| MAZON          | GRUNDY    | ADJ    | /70                    | MAZON WS                              |                      |
| MCCOOK         | COOK      | CONS   |                        | MCCOOK                                | CHICAGO WS           |
| MCHENRY        | MCHENRY   | ADJ    | 12/63                  | MCHENRY WS                            |                      |
| MCHENRY SHORES | MCHENRY   | ADJ    | /71                    | MCHENRY SHORES WC                     |                      |
| MCLEAN         | MCLEAN    | ADJ    | 2/71                   | MCLEAN WS                             |                      |
| MCLEANSBORO    | HAMILTON  | CONS   |                        | MCLEANSBORO                           | REND LAKE INT-CITY W |
| MCNABB         | PUTNAM    | ADJ    | 12/69                  | MCNABB WS                             |                      |
| MEADOWBROOK    | MADISON   | CONS   |                        | MEADOWBROOK PWD                       | BETHALTO WS          |
| MECHANICSBURG  | SCHUYLER  | ADJ    | /70                    | MECHANICS-BUFFALO WC                  |                      |
| MEDIA          | HENDERSON | ADJ    | /69                    | MEDIA WS                              |                      |
| MEDORA         | MACOUPIN  | ADJ    | /70                    | MEDORA WS                             |                      |
| MELROSE PARK   | COOK      | CONS   |                        | MELROSE PARK                          | CHICAGO WS           |
| MELVIN         | FORD      | ADJ    | 11/70                  | MELVIN WS                             |                      |

COMMUNITIES SERVED FLUORIDATED DRINKING WATER,  
BY COUNTY AND WATER SYSTEM WITHIN STATE (AS OF 12/31/85)

# ILLINOIS

| COMMUNITY        | COUNTY      | STATUS | FLUOR<br>START<br>DATE | SYSTEM SUPPLYING<br>FLUORIDATED WATER | SOURCE SYSTEM          |
|------------------|-------------|--------|------------------------|---------------------------------------|------------------------|
| MENDON           | ADAMS       | ADJ    | 12/70                  | MENDON WS                             |                        |
| MEREDOSIA        | MORGAN      | ADJ    | 12/69                  | MEREDOSIA WS                          |                        |
| MERRIONETTE PARK | COOK        | CONS   |                        | MERRIONETTE PARK                      | CHICAGO WS             |
| METAMORA         | WOODFORD    | ADJ    | /70                    | METAMORA WS                           |                        |
| METCALF          | EDGAR       | ADJ    | /70                    | METCALF WS                            |                        |
| METROPOLIS       | MASSAC      | ADJ    | /69                    | METROPOLIS WS                         |                        |
| MIDDLETOWN       | LOGAN       | ADJ    | /70                    | MIDDLETOWN WS                         |                        |
| MIDLOTHIAN       | COOK        | CONS   |                        | MIDLOTHIAN                            | CHICAGO WS             |
| MILAN            | ROCK ISLAND | ADJ    | /70                    | MILAN WS                              |                        |
| MILFORD          | IROQUOIS    | ADJ    | 3/68                   | MILFORD WS                            |                        |
| MILL SHOALS      | WHITE       | ADJ    | /64                    | MILL SHOALS                           |                        |
| MILLEDGEVILLE    | CARROLL     | ADJ    | 5/68                   | MILLEDGEVILLE WS                      |                        |
| MILLSTADT        | ST. CLAIR   | CONS   |                        | MILLSTADT                             | ILL-AM WC (E ST LOUIS) |
| MILTON           | PIKE        | ADJ    | 8/69                   | MILTON WS                             |                        |
| MINERAL          | BUREAU      | ADJ    | /68                    | MINERAL WS                            |                        |
| MINIER           | TAZEWELL    | ADJ    | 11/70                  | MINIER WS                             |                        |
| MINONK           | WOODFORD    | NATL   |                        | MINONK WS                             |                        |
| MINOOKA          | GRUNDY      | NATL   |                        | MINOOKA WS                            |                        |
| MODESTO          | MACOUPIN    | ADJ    | 3/69                   | PALMYRA-MODESTO WC                    |                        |
| MOKENA           | WILL        | ADJ    | /69                    | MOKENA WS                             |                        |
| MOLINE           | ROCK ISLAND | ADJ    | 3/55                   | MOLINE WS                             |                        |
| MOMENCE          | KANKAKEE    | ADJ    | 3/68                   | MOMENCE WS                            |                        |
| MONEE            | WILL        | ADJ    | 1/69                   | MONEE WS                              |                        |
| MONMOUTH         | WARREN      | NATL   |                        | MONMOUTH WS                           |                        |

COMMUNITIES SERVED FLUORIDATED DRINKING WATER,  
BY COUNTY AND WATER SYSTEM WITHIN STATE (AS OF 12/31/85)

# ILLINOIS

| COMMUNITY      | COUNTY    | STATUS | FLUOR<br>START<br>DATE | SYSTEM SUPPLYING<br>FLUORIDATED WATER | SOURCE SYSTEM          |
|----------------|-----------|--------|------------------------|---------------------------------------|------------------------|
| MONTGOMERY     | KANE      | NATL   |                        | MONTGOMERY WS                         |                        |
| MONTICELLO     | PIATT     | ADJ    | 12/69                  | MONTICELLO WS                         |                        |
| MONTROSE       | EFFINGHAM | ADJ    | /70                    | MONTROSE WS                           |                        |
| MORRIS         | GRUNDY    | ADJ    | 5/67                   | MORRIS WS                             |                        |
| MORRISON       | WHITESIDE | ADJ    | 12/68                  | MORRISON WS                           |                        |
| MORRISONVILLE  | CHRISTIAN | ADJ    | 7/69                   | MORRISONVILLE WS                      |                        |
| MORTON         | TAZEWELL  | ADJ    | 7/68                   | MORTON WS                             |                        |
| MORTON GROVE   | COOK      | CONS   |                        | MORTON GROVE                          | CHICAGO WS             |
| MOUND CITY     | PULASKI   | NATL   |                        | MOUND CITY WS                         |                        |
| MOUND STATION  | BROWN     | NATL   |                        | MOUND STATION WS                      |                        |
| MOUNDS         | PULASKI   | ADJ    | 1/69                   | MOUNDS WS                             |                        |
| MOUNT AUBURN   | CHRISTIAN | ADJ    | /70                    | MT AUBURN WS                          |                        |
| MOUNT CLARE    | MACOUPIN  | CONS   |                        | MOUNT CLARE                           | GILLESPIE WS           |
| MOUNT ERIE     | WAYNE     | ADJ    | /68                    | MOUNT ERIE WS                         |                        |
| MOUNT OLIVE    | MACOUPIN  | ADJ    | 12/69                  | MOUNT OLIVE WS                        |                        |
| MOUNT STERLING | BROWN     | CONS   |                        | MOUNT STERLING WS                     | CLAYTON-CAMP PT W COMM |
| MOUNT VERNON   | JEFFERSON | CONS   |                        | MOUNT VERNON                          | REND LAKE INT-CITY W   |
| MOWEAQUA       | SHELBY    | ADJ    | 10/69                  | MOWEAQUA WS                           |                        |
| MT CARMEL      | WABASH    | ADJ    | /69                    | MT CARMEL WS                          |                        |
| MT CARROLL     | CARROLL   | ADJ    | /70                    | MT CARROLL WS                         |                        |
| MT MORRIS      | OGLE      | ADJ    | /68                    | MT MORRIS WS                          |                        |
| MT PROSPECT    | COOK      | NATL   |                        | MT PROSPECT WS                        |                        |
| MT PULASKI     | LOGAN     | ADJ    | /70                    | MT PULASKI WS                         |                        |
| MT ZION        | MACON     | CONS   |                        | MT ZION                               | DECATUR WS             |

COMMUNITIES SERVED FLUORIDATED DRINKING WATER,  
BY COUNTY AND WATER SYSTEM WITHIN STATE (AS OF 12/31/85)

# ILLINOIS

| COMMUNITY       | COUNTY     | STATUS | FLUOR<br>START<br>DATE | SYSTEM SUPPLYING<br>FLUORIDATED WATER | SOURCE SYSTEM               |
|-----------------|------------|--------|------------------------|---------------------------------------|-----------------------------|
| MUDDY           | SALINE     | CONS   |                        | MUDDY                                 | SALINE VALLEY CD            |
| MULBERRY GROVE  | BOND       | CONS   |                        | MULBERRY GROVE                        | GREENVILLE WS               |
| MUNDELEIN       | LAKE       | NATL   |                        | MUNDELEIN WS                          |                             |
| MURPHYSBORO     | JACKSON    | CONS   |                        | MURPHYSBORO                           | KINKAID REEDS CK INT CITY W |
| MURRAYVILLE     | MORGAN     | CONS   |                        | MURRAYVILLE-WOODSON WC                | JACKSONVILLE WS             |
| NAPERVILLE      | DU PAGE    | ADJ    | 6/68                   | NAPERVILLE WS                         |                             |
| NAPLATE         | LA SALLE   | NATL   |                        | NAPLATE WS                            |                             |
| NASHVILLE       | WASHINGTON | ADJ    | 12/56                  | NASHVILLE WS                          |                             |
| NASON           | JEFFERSON  | ADJ    | /71                    | REND LAKE INT-CITY W                  |                             |
| NATIONAL CITY   | ST. CLAIR  | ADJ    | 8/68                   | ILL-AM WC (E ST LOUIS)                |                             |
| NAUVOO          | HANCOCK    | ADJ    | /69                    | NAUVOO WS                             |                             |
| NEBO            | PIKE       | ADJ    | 11/69                  | NEBO WS                               |                             |
| NEOGA           | CUMBERLAND | ADJ    | 11/69                  | NEOGA WS                              |                             |
| NEPONSET        | BUREAU     | NATL   |                        | NEPONSET WS                           |                             |
| NEW ATHENS      | ST. CLAIR  | CONS   |                        | NEW ATHENS                            | KASKASKIA WATER DIS         |
| NEW BADEN       | CLINTON    | CONS   |                        | NEW BADEN                             | S L M WATER CO              |
| NEW BERLIN      | SANGAMON   | ADJ    | 8/69                   | NEW BERLIN WS                         |                             |
| NEW BOSTON      | MERCER     | ADJ    | /68                    | NEW BOSTON WS                         |                             |
| NEW CANTON      | PIKE       | ADJ    | /69                    | NEW CANTON WS                         |                             |
| NEW GRAND CHAIN | PULASKI    | ADJ    | /75                    | MILLSTONE PWD                         |                             |
| NEW HAVEN       | GALLATIN   | ADJ    | 12/69                  | NEW HAVEN WS                          |                             |
| NEW HOLLAND     | LOGAN      | ADJ    | /70                    | NEW HOLLAND WS                        |                             |
| NEW LENOX       | WILL       | ADJ    | /70                    | NEW LENOX WS                          |                             |
| NEW MINDEN      | WASHINGTON | CONS   |                        | NEW MINDEN                            | NASHVILLE WS                |

COMMUNITIES SERVED FLUORIDATED DRINKING WATER,  
BY COUNTY AND WATER SYSTEM WITHIN STATE (AS OF 12/31/85)

# ILLINOIS

| COMMUNITY       | COUNTY     | STATUS | FLUOR<br>START<br>DATE | SYSTEM SUPPLYING<br>FLUORIDATED WATER | SOURCE SYSTEM        |
|-----------------|------------|--------|------------------------|---------------------------------------|----------------------|
| NEWARK          | KENDALL    | ADJ    | 6/68                   | NEWARK WS                             |                      |
| NEWMAN          | DOUGLAS    | ADJ    | /69                    | NEWMAN WS                             |                      |
| NEWTON          | JASPER     | ADJ    | 3/54                   | NEWTON WS                             |                      |
| NIANTIC         | MACON      | ADJ    | 11/68                  | NIANTIC WS                            |                      |
| NILES           | COOK       | CONS   |                        | NILES                                 | CHICAGO WS           |
| NILWOOD         | MACOUPIN   | CONS   |                        | NILWOOD                               | ADGPTV WATER COMM    |
| NOBLE           | RICHLAND   | ADJ    | 6/68                   | NOBLE WS                              |                      |
| NOKOMIS         | MONTGOMERY | ADJ    | /68                    | NOKOMIS WS                            |                      |
| NORMAL          | MCLEAN     | ADJ    | 12/53                  | NORMAL WS                             |                      |
| NORRIDGE        | COOK       | CONS   |                        | NORRIDGE                              | CHICAGO WS           |
| NORRIS          | FULTON     | CONS   |                        | NORRIS WS                             | CANTON WS            |
| NORRIS CITY     | WHITE      | ADJ    | 11/69                  | NORRIS CITY WS                        |                      |
| NORTH AURORA    | KANE       | NATL   |                        | NORTH AURORA WS                       |                      |
| NORTH CHICAGO   | LAKE       | ADJ    | 11/68                  | NORTH CHICAGO WS                      |                      |
| NORTH CITY      | FRANKLIN   | CONS   |                        | NORTH CITY                            | REND LAKE INT-CITY W |
| NORTH HENDERSON | MERCER     | NATL   |                        | NORTH HENDERSON WS                    |                      |
| NORTH PARK      | WINNEBAGO  | ADJ    | /55                    | NORTH PARK PWD                        |                      |
| NORTH PEKIN     | TAZEWELL   | ADJ    | /69                    | NORTH PEKIN WS                        |                      |
| NORTH RIVERSIDE | COOK       | CONS   |                        | NORTH RIVERSIDE                       | CHICAGO WS           |
| NORTH UTICA     | LA SALLE   | ADJ    | 6/70                   | NORTH UTICA WS                        |                      |
| NORTHBROOK      | COOK       | ADJ    | 4/56                   | NORTHBROOK WS                         |                      |
| NORTHFIELD      | COOK       | ADJ    | 12/52                  | WINNETKA WS                           |                      |
| NORTHFIELD      | COOK       | CONS   |                        | NORTHFIELD                            | CHICAGO WS           |
| NORTHLAKE       | COOK       | CONS   |                        | NORTHLAKE                             | CHICAGO WS           |

COMMUNITIES SERVED FLUORIDATED DRINKING WATER,  
BY COUNTY AND WATER SYSTEM WITHIN STATE (AS OF 12/31/85)

ILLINOIS

| COMMUNITY          | COUNTY     | STATUS | FLUOR<br>START<br>DATE | SYSTEM SUPPLYING<br>FLUORIDATED WATER | SOURCE SYSTEM          |
|--------------------|------------|--------|------------------------|---------------------------------------|------------------------|
| O'FALLON           | ST. CLAIR  | CONS   |                        | O'FALLON                              | ILL-AM WC (E ST LOUIS) |
| OAK BROOK          | DU PAGE    | ADJ    | /72                    | OAK BROOK WS                          |                        |
| OAK FOREST         | COOK       | CONS   |                        | OAK FOREST                            | CHICAGO WS             |
| OAK LAWN           | COOK       | CONS   |                        | OAK LAWN                              | CHICAGO WS             |
| OAK PARK           | COOK       | CONS   |                        | OAK PARK                              | CHICAGO WS             |
| OAKDALE ACRES SUBD | KANKAKEE   | ADJ    | /71                    | OAKDALE ACRES SUBD                    |                        |
| OAKFORD            | MENARD     | ADJ    | 5/69                   | OAKFORD WS                            |                        |
| OAKLAND            | COLES      | ADJ    | 11/68                  | OAKLAND WS                            |                        |
| OAKWOOD            | VERMILION  | ADJ    | /70                    | OAKWOOD WS                            |                        |
| OBLONG             | CRAWFORD   | CONS   |                        | OBLONG                                | ROBINSON-PALESTINE WC  |
| ODELL              | LIVINGSTON | NATL   |                        | ODELL WS                              |                        |
| ODIN               | MARION     | CONS   |                        | ODIN                                  | CENTRALIA WS           |
| OGDEN              | CHAMPAIGN  | ADJ    | /70                    | OGDEN WS                              |                        |
| OGLESBY            | LA SALLE   | NATL   |                        | OGLESBY WS                            |                        |
| OHIO               | BUREAU     | NATL   |                        | OHIO WS                               |                        |
| OKAWVILLE          | WASHINGTON | ADJ    | 11/68                  | OKAWVILLE WS                          |                        |
| OLD SHAWNEETOWN    | GALLATIN   | ADJ    | /70                    | OLD SHAWNEETOWN WS                    |                        |
| OLMSTED            | PULASKI    | ADJ    | /68                    | OLMSTED                               |                        |
| OLNEY              | RICHLAND   | ADJ    | /68                    | OLNEY WS                              |                        |
| OLYMPIA FIELDS     | COOK       | ADJ    | /70                    | OLYMPIA FIELDS WS                     |                        |
| OMAHA              | GALLATIN   | ADJ    | /68                    | OMAHA WS                              |                        |
| ONARGA             | IROQUOIS   | ADJ    | 4/71                   | ONARGA WS                             |                        |
| ONEIDA             | KNOX       | NATL   |                        | ONEIDA WS                             |                        |
| OQUAWKA            | HENDERSON  | ADJ    | /69                    | OQUAWKA WS                            |                        |

COMMUNITIES SERVED FLUORIDATED DRINKING WATER,  
 BY COUNTY AND WATER SYSTEM WITHIN STATE (AS OF 12/31/85)

# ILLINOIS

| COMMUNITY     | COUNTY     | STATUS | FLUOR<br>START<br>DATE | SYSTEM SUPPLYING<br>FLUORIDATED WATER | SOURCE SYSTEM        |
|---------------|------------|--------|------------------------|---------------------------------------|----------------------|
| ORANGEVILLE   | STEPHENSON | ADJ    | 11/68                  | ORANGEVILLE WS                        |                      |
| OREANA        | MACON      | ADJ    | 5/68                   | OREANA WS                             |                      |
| OREGON        | OGLE       | ADJ    | 11/84                  | OREGON WS                             |                      |
| ORIENT        | FRANKLIN   | CONS   |                        | ORIENT                                | REND LAKE INT-CITY W |
| ORION         | HENRY      | ADJ    | 9/52                   | ORION WS                              |                      |
| ORLAND PARK   | COOK       | CONS   |                        | ORLAND PARK WS                        | CHICAGO WS           |
| OSWEGO        | KENDALL    | NATL   |                        | OSWEGO WS                             |                      |
| OTTAWA        | LA SALLE   | ADJ    | /68                    | OTTAWA WS                             |                      |
| OWANECO       | CHRISTIAN  | CONS   |                        | OWANECO                               | TAYLORVILLE WS       |
| PALATINE      | COOK       | NATL   |                        | PALATINE WS                           |                      |
| PALESTINE     | CRAWFORD   | ADJ    | /69                    | ROBINSON-PALESTINE WC                 |                      |
| PALMER        | CHRISTIAN  | ADJ    | /69                    | PALMER WS                             |                      |
| PALMYRA       | MACOUPIN   | CONS   |                        | PALMYRA                               | PALMYRA-MODESTO WC   |
| PALOS HEIGHTS | COOK       | CONS   |                        | PALOS HEIGHTS                         | CHICAGO WS           |
| PALOS HILLS   | COOK       | CONS   |                        | PALOS HILLS                           | CHICAGO WS           |
| PANA          | CHRISTIAN  | ADJ    | /69                    | PANA WS                               |                      |
| PANAMA        | MONTGOMERY | CONS   |                        | PANAMA                                | GREENVILLE WS        |
| PARIS         | EDGAR      | ADJ    | 10/70                  | PARIS WS                              |                      |
| PARK CITY     | LAKE       | CONS   |                        | PARK CITY                             | WAUKEGAN WS          |
| PARK FOREST   | COOK       | ADJ    | 12/52                  | PARK FOREST WS                        |                      |
| PARK RIDGE    | COOK       | CONS   |                        | PARK RIDGE                            | CHICAGO WS           |
| PARKERSBURG   | RICHLAND   | NATL   |                        | PARKERSBURG WS                        |                      |
| PATOKA        | MARION     | ADJ    | /70                    | PATOKA WS                             |                      |
| PAW PAW       | LEE        | ADJ    | 9/59                   | PAW PAW                               |                      |

COMMUNITIES SERVED FLUORIDATED DRINKING WATER,  
BY COUNTY AND WATER SYSTEM WITHIN STATE (AS OF 12/31/85)

# ILLINOIS

| COMMUNITY      | COUNTY     | STATUS | FLUOR<br>START<br>DATE | SYSTEM SUPPLYING<br>FLUORIDATED WATER | SOURCE SYSTEM                |
|----------------|------------|--------|------------------------|---------------------------------------|------------------------------|
| PAWNEE         | SANGAMON   | CONS   |                        | PAWNEE                                | ADGPTV WATER COMM            |
| PAXTON         | FORD       | ADJ    | 5/68                   | PAXTON                                |                              |
| PAYSON         | ADAMS      | ADJ    | /69                    | PAYSON WS                             |                              |
| PEARL          | PIKE       | ADJ    | 10/69                  | PEARL WS                              |                              |
| PEARL CITY     | STEPHENSON | ADJ    | 4/71                   | PEARL CITY WS                         |                              |
| PECATONICA     | WINNEBAGO  | ADJ    | /68                    | PECATONICA WS                         |                              |
| PEKIN          | TAZEWELL   | ADJ    | /68                    | PEKIN (ILL-AM WC)                     |                              |
| PEORIA         | PEORIA     | ADJ    | 10/58                  | PEORIA (ILL-AM WC)                    |                              |
| PEORIA HEIGHTS | PEORIA     | ADJ    | /82                    | PEORIA HEIGHTS WS                     |                              |
| PEOTONE        | WILL       | ADJ    | 11/70                  | PEOTONE WS                            |                              |
| PERCY          | RANDOLPH   | ADJ    | 8/69                   | PERCY WS                              |                              |
| PERRY          | PIKE       | ADJ    | 1/70                   | PERRY WS                              |                              |
| PERU           | LA SALLE   | NATL   |                        | PERU WS                               |                              |
| PESOTUM        | CHAMPAIGN  | ADJ    | 12/70                  | PESOTUM WS                            |                              |
| PETERSBURG     | MENARD     | ADJ    | /68                    | PETERSBURG WS                         |                              |
| PHILO          | CHAMPAIGN  | CONS   |                        | PHILO                                 | NORTHERN ILLINOIS WC (CHAMP) |
| PHOENIX        | COOK       | CONS   |                        | PHOENIX                               | CHICAGO WS                   |
| PIERRON        | BOND       | CONS   |                        | PIERRON                               | HIGHLAND WS                  |
| PINCKNEYVILLE  | PERRY      | ADJ    | 8/59                   | PINCKNEYVILLE WS                      |                              |
| PIPER CITY     | FORD       | ADJ    | 10/70                  | PIPER CITY WS                         |                              |
| PITTSBURG      | WILLIAMSON | CONS   |                        | PITTSBURG                             | REND LAKE INT-CITY W         |
| PITTSFIELD     | PIKE       | ADJ    | 12/63                  | PITTSFIELD WS                         |                              |
| PLAINFIELD     | WILL       | NATL   |                        | PLAINFIELD WS                         |                              |
| PLAINVILLE     | ADAMS      | ADJ    | 10/69                  | PLAINVILLE WS                         |                              |



COMMUNITIES SERVED FLUORIDATED DRINKING WATER,  
BY COUNTY AND WATER SYSTEM WITHIN STATE (AS OF 12/31/85)

# ILLINOIS

| COMMUNITY         | COUNTY      | STATUS | FLUOR<br>START<br>DATE | SYSTEM SUPPLYING<br>FLUORIDATED WATER | SOURCE SYSTEM          |
|-------------------|-------------|--------|------------------------|---------------------------------------|------------------------|
| PLANO             | KENDALL     | ADJ    | 7/68                   | PLANO WS                              |                        |
| PLEASANT HILL     | PIKE        | ADJ    | 6/69                   | PLEASANT HILL WS                      |                        |
| PLEASANT PLAINS   | SANGAMON    | ADJ    | 12/68                  | PLEASANT PLAINS WS                    |                        |
| PLYMOUTH          | HANCOCK     | ADJ    | /68                    | PLYMOUTH WS                           |                        |
| POCHONTAS         | BOND        | ADJ    | 1/70                   | POCHONTAS WS                          |                        |
| POLO              | OGLE        | ADJ    | 12/69                  | POLO WS                               |                        |
| PONTIAC           | LIVINGSTON  | ADJ    | /69                    | NORTHERN ILLINOIS WC (PONT)           |                        |
| PONTOON BEACH     | MADISON     | CONS   |                        | PONTOON BEACH PWD                     | ILL-AM WC (E ST LOUIS) |
| POPLAR GROVE      | BOONE       | ADJ    | /68                    | POPLAR GROVE WS                       |                        |
| PORT BYRON        | ROCK ISLAND | ADJ    | 8/70                   | PORT BYRON WS                         |                        |
| POSEN             | COOK        | CONS   |                        | POSEN                                 | CHICAGO WS             |
| POTOMAC           | VERMILION   | ADJ    | 3/63                   | POTOMAC WS                            |                        |
| PRAIRIE CITY      | MCDONOUGH   | NATL   |                        | PRAIRIE CITY WS                       |                        |
| PRAIRIE DU ROCHER | RANDOLPH    | ADJ    | 5/71                   | PRAIRIE DU ROCHER WS                  |                        |
| PRINCETON         | BUREAU      | ADJ    | 11/69                  | PRINCETON WS                          |                        |
| PRINCEVILLE       | PEORIA      | NATL   |                        | PRINCEVILLE WS                        |                        |
| PROPHETSTOWN      | WHITESIDE   | ADJ    | 12/68                  | PROPHETSTOWN WS                       |                        |
| PULASKI           | PULASKI     | ADJ    | 11/69                  | PULASKI WS                            |                        |
| QUINCY            | ADAMS       | ADJ    | 4/54                   | QUINCY WS                             |                        |
| RADOM             | WASHINGTON  | CONS   |                        | RADOM                                 | REND LAKE INT-CITY W   |
| RALEIGH           | SALINE      | CONS   |                        | RALEIGH WD                            | SALINE VALLEY CD       |
| RAMSEY            | FAYETTE     | ADJ    | 12/68                  | RAMSEY WS                             |                        |
| RANKIN            | VERMILION   | ADJ    | 11/60                  | RANKIN WS                             |                        |
| RANSOM            | LA SALLE    | NATL   |                        | RANSOM WS                             |                        |

COMMUNITIES SERVED FLUORIDATED DRINKING WATER,  
BY COUNTY AND WATER SYSTEM WITHIN STATE (AS OF 12/31/85)

# ILLINOIS

| COMMUNITY    | COUNTY               | STATUS | FLUOR<br>START<br>DATE | SYSTEM SUPPLYING<br>FLUORIDATED WATER | SOURCE SYSTEM          |
|--------------|----------------------|--------|------------------------|---------------------------------------|------------------------|
| RANTOUL      | CHAMPAIGN            | ADJ    | 5/65                   | RANTOUL WS                            |                        |
| RAPIDS CITY  | ROCK ISLAND          | ADJ    | /68                    | RAPIDS CITY WS                        |                        |
| RARITAN      | HENDERSON            | NATL   |                        | RARITAN WS                            |                        |
| RAYMOND      | MONTGOMERY           | ADJ    | 1/71                   | RAYMOND WS                            |                        |
| RED BUD      | RANDOLPH             | ADJ    | /70                    | RED BUD WS                            |                        |
| REDDICK      | KANKAKEE /LIVINGSTON | NATL   |                        | REDDICK WS                            |                        |
| REDMON       | EDGAR                | ADJ    | /70                    | REDMON WS                             |                        |
| REYNOLDS     | MERCER / ROCK ISLAND | NATL   |                        | REYNOLDS WS                           |                        |
| RICHMOND     | MCHENRY              | ADJ    | /70                    | RICHMOND WS                           |                        |
| RIGHTON PARK | COOK                 | ADJ    | 12/71                  | RIGHTON PARK WS                       |                        |
| RICHVIEW     | WASHINGTON           | CONS   |                        | RICHVIEW                              | CENTRALIA WS           |
| RIDGE FARM   | VERMILION            | ADJ    | 6/83                   | RIDGE FARM WS                         |                        |
| RIDGWAY      | GALLATIN             | ADJ    | /70                    | RIDGWAY WS                            |                        |
| RIPLEY       | BROWN                | CONS   |                        | RIPLEY                                | CLAYTON-CAMP PT W COMM |
| RIVER FOREST | COOK                 | CONS   |                        | RIVER FOREST                          | CHICAGO WS             |
| RIVER GROVE  | COOK                 | CONS   |                        | RIVER GROVE                           | CHICAGO WS             |
| RIVERDALE    | COOK                 | CONS   |                        | RIVERDALE                             | CHICAGO WS             |
| RIVERSIDE    | COOK                 | CONS   |                        | RIVERSIDE WS                          | CHICAGO WS             |
| RIVERTON     | SANGAMON             | ADJ    | 7/69                   | RIVERTON WS                           |                        |
| ROANOKE      | WOODFORD             | ADJ    | /68                    | ROANOKE WS                            |                        |
| ROBBINS      | COOK                 | CONS   |                        | ROBBINS                               | CHICAGO WS             |
| ROBERTS      | FORD                 | ADJ    | /70                    | ROBERTS WS                            |                        |
| ROBINSON     | CRAWFORD             | ADJ    | 11/65                  | ROBINSON-PALESTINE WC                 |                        |
| ROCHELLE     | OGLE                 | ADJ    | /70                    | ROCHELLE WS                           |                        |

COMMUNITIES SERVED FLUORIDATED DRINKING WATER,  
BY COUNTY AND WATER SYSTEM WITHIN STATE (AS OF 12/31/85)

ILLINOIS

| COMMUNITY        | COUNTY      | STATUS | FLUOR<br>START<br>DATE | SYSTEM SUPPLYING<br>FLUORIDATED WATER | SOURCE SYSTEM  |
|------------------|-------------|--------|------------------------|---------------------------------------|----------------|
| ROCHESTER        | SANGAMON    | CONS   |                        | ROCHESTER                             | SPRINGFIELD WS |
| ROCK CITY        | STEPHENSON  | ADJ    | 12/70                  | ROCK CITY WS                          |                |
| ROCK FALLS       | WHITESIDE   | ADJ    | 9/68                   | ROCK FALLS WS                         |                |
| ROCK ISLAND      | ROCK ISLAND | ADJ    | 6/63                   | ROCK ISLAND WS                        |                |
| ROCKBRIDGE       | GREENE      | CONS   |                        | ROCKBRIDGE                            | MEDORA WS      |
| ROCKDALE         | WILL        | NATL   |                        | ROCKDALE WS                           |                |
| ROCKFORD         | WINNEBAGO   | ADJ    | 10/66                  | ROCKFORD WS                           |                |
| ROCKTON          | WINNEBAGO   | ADJ    | /68                    | ROCKTON WS                            |                |
| ROLLING MEADOWS  | COOK        | NATL   |                        | ROLLING MEADOWS WS                    |                |
| ROME (PART)      | PEORIA      | ADJ    | /52                    | ROME WS                               |                |
| ROMEVILLE        | WILL        | NATL   |                        | ROMEVILLE                             |                |
| ROODHOUSE        | GREENE      | ADJ    | /70                    | ROODHOUSE WS                          |                |
| ROSELLE          | COOK        | ADJ    | /69                    | ROSELLE WS                            |                |
| ROSEMONT         | COOK        | CONS   |                        | ROSEMONT                              | CHICAGO WS     |
| ROSEVILLE        | WARREN      | ADJ    | 1/72                   | ROSEVILLE WS                          |                |
| ROSICLARE        | HARDIN      | ADJ    | 11/58                  | ROSICLARE WS                          |                |
| ROSSVILLE        | VERMILION   | ADJ    | 5/62                   | ROSSVILLE WS                          |                |
| ROUND LAKE       | LAKE        | NATL   |                        | ROUND LAKE WS                         |                |
| ROUND LAKE BEACH | LAKE        | NATL   |                        | ROUND LAKE BEACH WS                   |                |
| ROUND LAKE PARK  | LAKE        | NATL   |                        | ROUND LAKE PARK WS                    |                |
| ROXANA           | MADISON     | ADJ    | /70                    | ROXANA WS                             |                |
| ROYAL            | CHAMPAIGN   | ADJ    | 11/68                  | ROYAL WS                              |                |
| ROYALTON         | FRANKLIN    | ADJ    | /68                    | CITIES WATER CO                       |                |
| RUMA             | RANDOLPH    | ADJ    | /68                    | RUMA                                  |                |

COMMUNITIES SERVED FLUORIDATED DRINKING WATER,  
BY COUNTY AND WATER SYSTEM WITHIN STATE (AS OF 12/31/85)

# ILLINOIS

| COMMUNITY     | COUNTY     | STATUS | FLUOR<br>START<br>DATE | SYSTEM SUPPLYING<br>FLUORIDATED WATER | SOURCE SYSTEM          |
|---------------|------------|--------|------------------------|---------------------------------------|------------------------|
| RUSHVILLE     | SCHUYLER   | ADJ    | /70                    | RUSHVILLE WS                          |                        |
| RUTLAND       | LA SALLE   | ADJ    | /68                    | RUTLAND                               |                        |
| SALEM         | MARION     | ADJ    | 10/58                  | SALEM WS                              |                        |
| SAN JOSE      | MASON      | ADJ    | 10/69                  | SAN JOSE WS                           |                        |
| SANDOVAL      | MARION     | CONS   |                        | SANDOVAL                              | CENTRALIA WS           |
| SANDWICH      | DE KALB    | ADJ    | 12/70                  | SANDWICH WS                           |                        |
| SAUGET        | ST. CLAIR  | ADJ    | /68                    | ILL-AM WC (E ST LOUIS)                |                        |
| SAUK VILLAGE  | COOK       | ADJ    | 3/69                   | SAUK VILLAGE WS                       |                        |
| SALNEMIN      | LIVINGSTON | NATL   |                        | SALNEMIN WS                           |                        |
| SAVANNA       | CARROLL    | ADJ    | /70                    | SAVANNA WS                            |                        |
| SAVOY         | CHAMPAIGN  | ADJ    | /68                    | NORTHERN ILLINOIS WC (CHAMP)          |                        |
| SAWYERVILLE   | MACOUPIN   | CONS   |                        | SAWYERVILLE                           | GILLESPIE WS           |
| SAYBROOK      | MCLEAN     | ADJ    | 11/69                  | SAYBROOK WS                           |                        |
| SCALES MOUND  | JO DAVIESS | ADJ    | 10/71                  | SCALES MOUND WS                       |                        |
| SCHAUMBURG    | COOK       | ADJ    | 12/70                  | SCHAUMBURG WS                         |                        |
| SCHILLER PARK | COOK       | CONS   |                        | SCHILLER PARK                         | CHICAGO WS             |
| SCHRAM CITY   | MONIGOMERY | CONS   |                        | SCHRAM CITY                           | HILLSBORO WS           |
| SCOTT AFB     | ST. CLAIR  | CONS   |                        | SCOTT AFB                             | ILL-AM WC (E ST LOUIS) |
| SEATON        | MERCER     | NATL   |                        | SEATON WS                             |                        |
| SECOR         | WOODFORD   | ADJ    | /69                    | SECOR WS                              |                        |
| SENECA        | LA SALLE   | ADJ    | /68                    | SENECA WS                             |                        |
| SESSER        | FRANKLIN   | CONS   |                        | SESSER                                | REND LAKE INT-CITY W   |
| SHABBONA      | DE KALB    | ADJ    | /69                    | SHABBONA WS                           |                        |
| SHANNON       | CARROLL    | ADJ    | 11/70                  | SHANNON WS                            |                        |

COMMUNITIES SERVED FLUORIDATED DRINKING WATER,  
BY COUNTY AND WATER SYSTEM WITHIN STATE (AS OF 12/31/85)

# ILLINOIS

| COMMUNITY     | COUNTY      | STATUS | FLUOR<br>START<br>DATE | SYSTEM SUPPLYING<br>FLUORIDATED WATER | SOURCE SYSTEM  |
|---------------|-------------|--------|------------------------|---------------------------------------|----------------|
| SHAWNEETOWN   | GALLATIN    | ADJ    | 10/65                  | SHAWNEETOWN WS                        |                |
| SHEFFIELD     | BUREAU      | ADJ    | 4/71                   | SHEFFIELD WS                          |                |
| SHELBYVILLE   | SHELBY      | ADJ    | 2/71                   | SHELBYVILLE WS                        |                |
| SHELDON       | IROQUOIS    | ADJ    | /68                    | SHELDON                               |                |
| SHERMAN       | SANGAMON    | ADJ    | 12/67                  | SPRINGFIELD WS                        |                |
| SHERRARD      | MERCER      | ADJ    | 11/69                  | SHERRARD WS                           |                |
| SHILOH        | ST. CLAIR   | ADJ    | 8/68                   | ILL-AM WC (E ST LOUIS)                |                |
| SHIPMAN       | MACOUPIN    | ADJ    | 12/70                  | SHIPMAN WS                            |                |
| SHOREWOOD     | WILL        | NATL   |                        | SHOREWOOD WS                          |                |
| SIBLEY        | FORD        | ADJ    | /70                    | SIBLEY WS                             |                |
| SIDELL        | VERMILION   | ADJ    | 4/69                   | SIDELL WS                             |                |
| SIDNEY        | CHAMPAIGN   | ADJ    | /70                    | SIDNEY WS                             |                |
| SIGEL         | SHELBY      | ADJ    | 12/70                  | SIGEL WS                              |                |
| SILVIS        | ROCK ISLAND | ADJ    | /68                    | SILVIS WS                             |                |
| SIMPSON       | JOHNSON     | ADJ    | /75                    | MILLSTONE PWD                         |                |
| SIMS          | WAYNE       | CONS   |                        | SIMS                                  | WAYNE CITY WS  |
| SKOKIE        | COOK        | CONS   |                        | SKOKIE                                | EVANSTON WS    |
| SLEEPY HOLLOW | KANE        | CONS   |                        | SLEEPY HOLLOW WC                      | ELGIN WS       |
| SMITHBORO     | BOND        | CONS   |                        | SMITHBORO                             | GREENVILLE WS  |
| SMITHFIELD    | FULTON      | ADJ    | 12/68                  | SMITHFIELD WS                         |                |
| SMITHTON      | ST. CLAIR   | CONS   |                        | SMITHTON                              | S L M WATER CO |
| SOMONIAUK     | DE KALB     | ADJ    | /68                    | SOMONIAUK WS                          |                |
| SOUTH BELOIT  | WINNEBAGO   | CONS   |                        | SOUTH BELOIT WS                       | BELOIT, WI     |
| SOUTH CHICAGO | COOK        | ADJ    | 3/68                   | SOUTH CHICAGO HGTS WS                 |                |

COMMUNITIES SERVED FLUORIDATED DRINKING WATER,  
BY COUNTY AND WATER SYSTEM WITHIN STATE (AS OF 12/31/85)

ILLINOIS

| COMMUNITY          | COUNTY     | STATUS | FLUOR<br>START<br>DATE | SYSTEM SUPPLYING<br>FLUORIDATED WATER | SOURCE SYSTEM |
|--------------------|------------|--------|------------------------|---------------------------------------|---------------|
| SOUTH ELGIN        | KANE       | ADJ    | 5/68                   | SOUTH ELGIN WS                        |               |
| SOUTH HOLLAND      | COOK       | CONS   |                        | SOUTH HOLLAND                         | CHICAGO WS    |
| SOUTH JACKSONVILLE | MORGAN     | ADJ    | 8/56                   | SOUTH JACKSONVILLE WS                 |               |
| SOUTH PEKIN        | TAZEWELL   | ADJ    | 5/71                   | SOUTH PEKIN WS                        |               |
| SOUTH ROXANA       | MADISON    | CONS   |                        | SOUTH ROXANA WS                       | ROXANA WS     |
| SOUTH WILMINGTON   | GRUNDY     | NATL   |                        | SOUTH WILMINGTON WS                   |               |
| SOUTHERN VIEW      | SANGAMON   | ADJ    | 7/68                   | SPRINGFIELD WS                        |               |
| SPARLAND           | MARSHALL   | ADJ    | 8/68                   | SPARLAND WS                           |               |
| SPARTA             | RANDOLPH   | ADJ    | 3/54                   | SPARTA WS                             |               |
| SPAULDING          | SANGAMON   | ADJ    | /68                    | RIVERTON WS                           |               |
| SPILLERTOWN        | WILLIAMSON | ADJ    | /71                    | REND LAKE INT-CITY W                  |               |
| SPRING VALLEY      | BUREAU     | ADJ    | 2/70                   | SPRING VALLEY WS                      |               |
| SPRINGERTON        | WHITE      | ADJ    | 1/69                   | SPRINGERTON WS                        |               |
| SPRINGFIELD        | SANGAMON   | ADJ    | 7/68                   | SPRINGFIELD WS                        |               |
| ST ANNE            | KANKAKEE   | ADJ    | 11/68                  | ST ANNE WS                            |               |
| ST AUGUSTINE       | KNOX       | NATL   |                        | ST AUGUSTINE WS                       |               |
| ST CHARLES         | KANE       | ADJ    | /73                    | ST CHARLES WS                         |               |
| ST DAVID           | FULTON     | CONS   |                        | DUNFERMLINE-ST DAVID WC               | CANTON WS     |
| ST ELMO            | FAYETTE    | ADJ    | 11/66                  | ST ELMO WS                            |               |
| ST JACOB           | MADISON    | ADJ    | 7/68                   | ST JACOB                              |               |
| ST JOHNS           | PERRY      | ADJ    | 10/62                  | REND LAKE INT-CITY W                  |               |
| ST JOSEPH          | CHAMPAIGN  | ADJ    | 7/68                   | ST JOSEPH WS                          |               |
| ST LIBORY          | ST. CLAIR  | ADJ    | 10/70                  | ST LIBORY WS                          |               |
| ST MARIE           | JASPER     | ADJ    | /68                    | ST MARIE                              |               |

COMMUNITIES SERVED FLUORIDATED DRINKING WATER,  
 BY COUNTY AND WATER SYSTEM WITHIN STATE (AS OF 12/31/85)

# ILLINOIS

| COMMUNITY       | COUNTY      | STATUS | FLUOR<br>START<br>DATE | SYSTEM SUPPLYING<br>FLUORIDATED WATER | SOURCE SYSTEM         |
|-----------------|-------------|--------|------------------------|---------------------------------------|-----------------------|
| ST PETER        | FAYETTE     | CONS   |                        | ST PETER                              | ST ELMO WS            |
| STANDARD        | PULNAM      | NATL   |                        | STANDARD WS                           |                       |
| STANFORD        | MCLEAN      | ADJ    | 11/70                  | STANFORD WS                           |                       |
| STALNION        | MACOUPIN    | ADJ    | 6/69                   | STALNION WS                           |                       |
| STEELEVILLE     | RANDOLPH    | ADJ    | 12/57                  | STEELEVILLE WS                        |                       |
| STEGER          | COOK / WILL | ADJ    | 10/67                  | STEGER WS                             |                       |
| STERLING        | WHITESIDE   | ADJ    | 7/69                   | NORTHERN ILLINOIS WC (STERL)          |                       |
| STEWART         | LEE         | ADJ    | 6/68                   | STEWART WS                            |                       |
| STEWARTSON      | SHELBY      | ADJ    | /70                    | STEWARTSON WS                         |                       |
| STICKNEY        | COOK        | CONS   |                        | STICKNEY                              | CHICAGO WS            |
| STILLMAN VALLEY | OGLE        | ADJ    | /70                    | STILLMAN VALLEY WS                    |                       |
| STOCKTON        | JO DAVIESS  | ADJ    | 12/68                  | STOCKTON WS                           |                       |
| STONE PARK      | COOK        | CONS   |                        | STONE PARK                            | CHICAGO WS            |
| STONEFORT       | SALINE      | CONS   |                        | STONEFORT WS                          | REND LAKE INT-CITY W  |
| STONINGTON      | CHRISTIAN   | ADJ    | 11/70                  | STONINGTON WS                         |                       |
| STOY            | CRAWFORD    | CONS   |                        | STOY                                  | ROBINSON-PALESTINE WC |
| STRASBURG       | SHELBY      | ADJ    | /70                    | STRASBURG WS                          |                       |
| STRAWN          | LIVINGSTON  | ADJ    | 6/68                   | STRAWN WS                             |                       |
| STREAMWOOD      | COOK        | ADJ    | 12/68                  | STREAMWOOD WS                         |                       |
| STREATOR        | LIVINGSTON  | ADJ    | 12/69                  | NORTHERN ILLINOIS WC (STREAT)         |                       |
| STRONGHURST     | HENDERSON   | ADJ    | /69                    | STRONGHURST WS                        |                       |
| SUBLETTE        | LEE         | ADJ    | 6/68                   | SUBLETTE WS                           |                       |
| SUGAR GROVE     | KANE        | ADJ    | /67                    | SUGAR GROVE                           |                       |
| SULLIVAN        | MOULTRIE    | ADJ    | 12/61                  | SULLIVAN WS                           |                       |

COMMUNITIES SERVED FLUORIDATED DRINKING WATER,  
BY COUNTY AND WATER SYSTEM WITHIN STATE (AS OF 12/31/85)

ILLINOIS

| COMMUNITY      | COUNTY     | STATUS | FLUOR<br>START<br>DATE | SYSTEM SUPPLYING<br>FLUORIDATED WATER | SOURCE SYSTEM        |
|----------------|------------|--------|------------------------|---------------------------------------|----------------------|
| SUMMERFIELD    | ST. CLAIR  | CONS   |                        | SUMMERFIELD                           | S L M WATER CO       |
| SUMMIT         | COOK       | CONS   |                        | ARGO-SUMMIT                           | CHICAGO WS           |
| SUMNER         | LAWRENCE   | CONS   |                        | SUMNER                                | LAWRENCEVILLE WS     |
| SUNNYSIDE      | MCHENRY    | ADJ    | /42                    | WHISPERING HILLS WC                   |                      |
| SWANSEA        | ST. CLAIR  | ADJ    | 8/68                   | ILL-AM WC (E ST LOUIS)                |                      |
| SYCAMORE       | DE KALB    | ADJ    | 11/70                  | SYCAMORE WS                           |                      |
| TABLE GROVE    | FULTON     | NATL   |                        | TABLE GROVE WS                        |                      |
| TALLULA        | MENARD     | ADJ    | /69                    | TALLULA WS                            |                      |
| TAMAROA        | PERRY      | CONS   |                        | TAMAROA                               | REND LAKE INT-CITY W |
| TAMMS          | ALEXANDER  | ADJ    | 10/69                  | TAMMS WS                              |                      |
| TAMPICO        | WHITESIDE  | ADJ    | 7/70                   | TAMPICO WS                            |                      |
| TAYLOR SPRINGS | MONTGOMERY | CONS   |                        | TAYLOR SPRINGS                        | HILLSBORO WS         |
| TAYLORVILLE    | CHRISTIAN  | ADJ    | 5/60                   | TAYLORVILLE WS                        |                      |
| TEUTOPOLIS     | EFFINGHAM  | ADJ    | /70                    | TEUTOPOLIS WS                         |                      |
| THAWVILLE      | IROQUOIS   | ADJ    | /70                    | THAWVILLE WS                          |                      |
| THAYER         | SANGAMON   | CONS   |                        | THAYER                                | ADGPTV WATER COMM    |
| THEBES         | ALEXANDER  | ADJ    | /70                    | THEBES WS                             |                      |
| THOMASBORO     | CHAMPAIGN  | ADJ    | 6/68                   | THOMASBORO WS                         |                      |
| THOMPSONVILLE  | FRANKLIN   | CONS   |                        | THOMPSONVILLE                         | REND LAKE INT-CITY W |
| THOMSON        | CARROLL    | ADJ    | /70                    | THOMSON WS                            |                      |
| THORNTON       | COOK       | CONS   |                        | THORNTON WS                           | CHICAGO WS           |
| TILDEN         | RANDOLPH   | CONS   |                        | TILDEN                                | KASKASKIA WATER DIS  |
| TILTON         | VERMILION  | ADJ    | 12/55                  | INTER-STATE WAT CO (DANVILLE)         |                      |
| TINLEY PARK    | COOK       | CONS   |                        | TINLEY PARK                           | CHICAGO WS           |



COMMUNITIES SERVED FLUORIDATED DRINKING WATER,  
BY COUNTY AND WATER SYSTEM WITHIN STATE (AS OF 12/31/85)

# ILLINOIS

| COMMUNITY      | COUNTY     | STATUS | FLUOR<br>START<br>DATE | SYSTEM SUPPLYING<br>FLUORIDATED WATER | SOURCE SYSTEM        |
|----------------|------------|--------|------------------------|---------------------------------------|----------------------|
| TISKILWA       | BUREAU     | ADJ    | 2/70                   | TISKILWA WS                           |                      |
| TOLEDO         | CUMBERLAND | ADJ    | 12/58                  | TOLEDO WS                             |                      |
| TOLONO         | CHAMPAIGN  | ADJ    | 1/70                   | TOLONO WS                             |                      |
| TOLUCA         | MARSHALL   | NATL   |                        | TOLUCA WS                             |                      |
| TONICA         | LA SALLE   | NATL   |                        | TONICA WS                             |                      |
| TOULON         | STARK      | NATL   |                        | TOULON WS                             |                      |
| TOVEY          | CHRISTIAN  | CONS   |                        | TOVEY                                 | KINCAID WS           |
| TOWANDA        | MCLEAN     | CONS   |                        | TOWANDA                               | BLOOMINGTON WS       |
| TOWER HILL     | SHELBY     | ADJ    | 7/70                   | TOWER HILL                            |                      |
| TOWER LAKES WC | LAKE       | ADJ    | /69                    | TOWER LAKES WC                        |                      |
| TREMONT        | TAZEWELL   | ADJ    | 11/68                  | TREMONT WS                            |                      |
| TRENTON        | CLINTON    | CONS   |                        | TRENTON                               | S L M WATER CO       |
| TROY           | MADISON    | ADJ    | 10/70                  | TROY WS                               |                      |
| TUSCOLA        | DOUGLAS    | ADJ    | /68                    | DOUGLAS WC                            |                      |
| TUSCOLA (PART) | DOUGLAS    | ADJ    | /68                    | U S INDUSTRIAL CHEM CO                |                      |
| ULLIN          | PULASKI    | ADJ    | 11/70                  | ULLIN WS                              |                      |
| UNION          | MCHENRY    | ADJ    | 4/68                   | UNION WS                              |                      |
| URBANA         | CHAMPAIGN  | ADJ    | /68                    | NORTHERN ILLINOIS WC (CHAMP)          |                      |
| URSA           | ADAMS      | ADJ    | 8/68                   | URSA WS                               |                      |
| VALIER         | FRANKLIN   | CONS   |                        | VALIER                                | REND LAKE INT-CITY W |
| VALLEY VIEW    | KANE       | ADJ    | 3/68                   | VALLEY VIEW WS                        |                      |
| VALMEYER       | MONROE     | ADJ    | /70                    | VALMEYER WS                           |                      |
| VANDALIA       | FAYETTE    | ADJ    | 5/67                   | VANDALIA WS                           |                      |
| VARNA          | MARSHALL   | ADJ    | /68                    | VARNA WS                              |                      |

COMMUNITIES SERVED FLUORIDATED DRINKING WATER,  
BY COUNTY AND WATER SYSTEM WITHIN STATE (AS OF 12/31/85)

# ILLINOIS

| COMMUNITY    | COUNTY     | STATUS | FLUOR<br>START<br>DATE | SYSTEM SUPPLYING<br>FLUORIDATED WATER | SOURCE SYSTEM               |
|--------------|------------|--------|------------------------|---------------------------------------|-----------------------------|
| VENICE       | MADISON    | ADJ    | 7/68                   | ILL-AM WC (E ST LOUIS)                |                             |
| VERGENNES    | JACKSON    | CONS   |                        | VERGENNES                             | KINKAID REEDS CK INT CITY W |
| VERMILION    | EDGAR      | ADJ    | /70                    | VERMILION WS                          |                             |
| VERMONT      | FULTON     | ADJ    | 12/69                  | VERMONT WS                            |                             |
| VERNON       | MARION     | CONS   |                        | VERNON                                | PATOKA WS                   |
| VERNON HILLS | LAKE       | NATL   |                        | VERNON HILLS WS                       |                             |
| VERSAILLES   | BROWN      | ADJ    | 12/69                  | VERSAILLES WS                         |                             |
| VICTORIA     | KNOX       | NATL   |                        | VICTORIA WS                           |                             |
| VIENNA       | JOHNSON    | ADJ    | 11/67                  | VIENNA WS                             |                             |
| VILLA GROVE  | DOUGLAS    | ADJ    | 1/71                   | VILLA GROVE WS                        |                             |
| VILLA PARK   | DU PAGE    | ADJ    | 3/68                   | VILLA PARK WS                         |                             |
| VIOLA        | MERCER     | NATL   |                        | VIOLA WS                              |                             |
| VIRDEN       | MACOUPIN   | CONS   |                        | VIRDEN                                | ADGPTV WATER COMM           |
| VIRGINIA     | CASS       | ADJ    | 11/69                  | VIRGINIA WS                           |                             |
| WAGGONER     | MONTOMERY  | ADJ    | 9/68                   | WAGGONER WS                           |                             |
| WALNUT       | BUREAU     | ADJ    | /69                    | WALNUT WS                             |                             |
| WALNUT HILL  | MARION     | CONS   |                        | WALNUT HILL                           | CENTRALIA WS                |
| WALTONVILLE  | JEFFERSON  | CONS   |                        | WALTONVILLE                           | REND LAKE INT-CITY W        |
| WAMAC        | MARION     | CONS   |                        | WAMAC                                 | CENIRALIA WS                |
| WAPELLA      | DE WITT    | ADJ    | 1/69                   | WAPELLA WS                            |                             |
| WARREN       | JO DAVIESS | ADJ    | 5/66                   | WARREN WS                             |                             |
| WARRENSBURG  | MACON      | ADJ    | 11/68                  | WARRENSBURG WS                        |                             |
| WARRENVILLE  | DU PAGE    | ADJ    | 5/68                   | WARRENVILLE WS                        |                             |
| WARSAW       | HANCOCK    | ADJ    | 10/69                  | WARSAW WS                             |                             |

COMMUNITIES SERVED FLUORIDATED DRINKING WATER,  
BY COUNTY AND WATER SYSTEM WITHIN STATE (AS OF 12/31/85)

# ILLINOIS

| COMMUNITY       | COUNTY    | STATUS | FLUOR<br>START<br>DATE | SYSTEM SUPPLYING<br>FLUORIDATED WATER | SOURCE SYSTEM        |
|-----------------|-----------|--------|------------------------|---------------------------------------|----------------------|
| WASHBURN        | WOODFORD  | ADJ    | /70                    | WASHBURN WS                           |                      |
| WASHINGTON      | TAZEWELL  | ADJ    | 8/68                   | WASHINGTON WS                         |                      |
| WASHINGTON PARK | ST. CLAIR | ADJ    | 8/68                   | ILL-AM WC (E ST LOUIS)                |                      |
| WATAGA          | KNOX      | NATL   |                        | WATAGA WS                             |                      |
| WATERLOO        | MONROE    | ADJ    | 7/68                   | WATERLOO WS                           |                      |
| WATERMAN        | DE KALB   | ADJ    | 12/69                  | WATERMAN WS                           |                      |
| WATSEKA         | IROQUOIS  | ADJ    | 11/70                  | WATSEKA WS                            |                      |
| WATSON          | EFFINGHAM | ADJ    | 10/83                  | WATSON WS                             |                      |
| WAUCONDA        | LAKE      | ADJ    | 3/69                   | WAUCONDA WS                           |                      |
| WAUKEGAN        | LAKE      | ADJ    | 3/52                   | WAUKEGAN WS                           |                      |
| WAVERLY         | MORGAN    | ADJ    | 10/67                  | WAVERLY WS                            |                      |
| WAYNE CITY      | WAYNE     | ADJ    | 11/69                  | WAYNE CITY WS                         |                      |
| WAYNESVILLE     | DE WITT   | ADJ    | 11/70                  | WAYNESVILLE                           |                      |
| WELDON          | DE WITT   | ADJ    | /69                    | WELDON WS                             |                      |
| WELLINGTON      | IROQUOIS  | ADJ    | /70                    | WELLINGTON WS                         |                      |
| WENONA          | MARSHALL  | NATL   |                        | WENONA WS                             |                      |
| WEST BROOKLYN   | LEE       | ADJ    | /68                    | WEST BROOKLYN                         |                      |
| WEST CHICAGO    | DU PAGE   | ADJ    | 6/68                   | WEST CHICAGO WS                       |                      |
| WEST CITY       | FRANKLIN  | CONS   |                        | WEST CITY                             | REND LAKE INT-CITY W |
| WEST DUNDEE     | KANE      | ADJ    | /68                    | WEST DUNDEE WS                        |                      |
| WEST FRANKFORT  | FRANKLIN  | CONS   |                        | WEST FRANKFORT                        | REND LAKE INT-CITY W |
| WEST POINT      | HANCOCK   | ADJ    | /68                    | WEST POINT                            |                      |
| WEST SALEM      | EDWARDS   | ADJ    | /68                    | WEST SALEM                            |                      |
| WESTCHESTER     | COOK      | CONS   |                        | WESTCHESTER                           | CHICAGO WS           |

COMMUNITIES SERVED FLUORIDATED DRINKING WATER,  
BY COUNTY AND WATER SYSTEM WITHIN STATE (AS OF 12/31/85)

# ILLINOIS

| COMMUNITY       | COUNTY          | STATUS | FLUOR<br>START<br>DATE | SYSTEM SUPPLYING<br>FLUORIDATED WATER | SOURCE SYSTEM                 |
|-----------------|-----------------|--------|------------------------|---------------------------------------|-------------------------------|
| WESTERN SPRINGS | COOK            | NATL   |                        | WESTERN SPGS WS                       |                               |
| WESTFIELD       | CLARK           | ADJ    | /68                    | WESTFIELD WS                          |                               |
| WESTMONT        | DU PAGE         | ADJ    | 12/70                  | WESTMONT WS                           |                               |
| WESTVILLE       | VERMILION       | CONS   |                        | WESTVILLE                             | INTER-STATE WAT CO (DANVILLE) |
| WHEATON         | DU PAGE         | ADJ    | 7/63                   | WHEATON WS                            |                               |
| WHEELING        | COOK            | ADJ    | 12/63                  | WHEELING WS                           |                               |
| WHITE CITY      | MACOUPIN        | CONS   |                        | WHITE CITY                            | MOUNT OLIVE WS                |
| WHITE HALL      | GREENE          | ADJ    | 10/62                  | WHITE HALL WS                         |                               |
| WILLIAMSFIELD   | KNOX            | NATL   |                        | WILLIAMSFIELD WS                      |                               |
| WILLIAMSON      | MADISON         | CONS   |                        | WILLIAMSON                            | STAUNTON WS                   |
| WILLIAMSVILLE   | SANGAMON        | CONS   |                        | WILLIAMSVILLE WS                      | SPRINGFIELD WS                |
| WILLISVILLE     | PERRY           | CONS   |                        | WILLISVILLE                           | KINKAID REEDS CK INT CITY W   |
| WILLOW HILL     | JASPER          | ADJ    | /68                    | WILLOW HILL WS                        |                               |
| WILLOW SPRINGS  | COOK            | ADJ    | 6/66                   | CHICAGO WS                            |                               |
| WILLOWBROOK     | DU PAGE         | NATL   |                        | WILLOWBROOK WS                        |                               |
| WILMETTE        | COOK            | ADJ    | 12/58                  | WILMETTE WS                           |                               |
| WILMINGTON      | WILL            | NATL   |                        | WILMINGTON WS                         |                               |
| WILSONVILLE     | MACOUPIN        | CONS   |                        | WILSONVILLE                           | BENLD                         |
| WINCHESTER      | SCOTT           | ADJ    | /68                    | WINCHESTER WS                         |                               |
| WINDSOR         | SHELBY / MERCER | ADJ    | /70                    | WINDSOR WS                            |                               |
| WINFIELD        | DU PAGE         | ADJ    | 10/68                  | WINFIELD WS                           |                               |
| WINNEBAGO       | WINNEBAGO       | ADJ    | 10/69                  | WINNEBAGO WS                          |                               |
| WINNETKA        | COOK            | ADJ    | 12/52                  | WINNETKA WS                           |                               |
| WINSLOW         | STEPHENSON      | ADJ    | 4/69                   | WINSLOW WS                            |                               |

COMMUNITIES SERVED FLUORIDATED DRINKING WATER,  
BY COUNTY AND WATER SYSTEM WITHIN STATE (AS OF 12/31/85)

# ILLINOIS

| COMMUNITY          | COUNTY     | STATUS | FLUOR<br>START<br>DATE | SYSTEM SUPPLYING<br>FLUORIDATED WATER | SOURCE SYSTEM        |
|--------------------|------------|--------|------------------------|---------------------------------------|----------------------|
| WINTHROP HARBOR    | LAKE       | NATL   |                        | WINTHROP HARBOR WS                    |                      |
| WITT               | MONTGOMERY | ADJ    | 1/71                   | WITT WS                               |                      |
| WONDER LAKE (PART) | MCHENRY    | ADJ    | 9/69                   | WONDER LAKE WS                        |                      |
| WOOD DALE          | DU PAGE    | ADJ    | 3/68                   | WOOD DALE WS                          |                      |
| WOOD RIVER         | MADISON    | ADJ    | /70                    | WOOD RIVER WS                         |                      |
| WOODHULL           | HENRY      | NATL   |                        | WOODHULL WS                           |                      |
| WOODLAND           | IROQUOIS   | ADJ    | /70                    | WOODLAND WS                           |                      |
| WOODLAWN           | JEFFERSON  | CONS   |                        | WOODLAWN                              | REND LAKE INT-CITY W |
| WOODRIDGE          | DU PAGE    | ADJ    | 6/68                   | WOODRIDGE WS                          |                      |
| WOODSON            | MORGAN     | CONS   |                        | MURRAYVILLE-WOODSON WC                | JACKSONVILLE WS      |
| WOODSTOCK          | MCHENRY    | ADJ    | 9/66                   | WOODSTOCK WS                          |                      |
| WORDEN             | MADISON    | ADJ    | /70                    | WORDEN WS                             |                      |
| WORTH              | COOK       | CONS   |                        | WORTH                                 | CHICAGO WS           |
| WYANET             | BUREAU     | ADJ    | /68                    | WYANET WS                             |                      |
| WYOMING            | STARK      | NATL   |                        | WYOMING WS                            |                      |
| XENIA              | CLAY       | CONS   |                        | XENIA                                 | FLORA WS             |
| YATES CITY         | KNOX       | NATL   |                        | YATES CITY WS                         |                      |
| YORKVILLE          | KENDALL    | NATL   |                        | YORKVILLE WS                          |                      |
| ZEIGLER            | FRANKLIN   | CONS   |                        | ZEIGLER                               | REND LAKE INT-CITY W |
| ZION               | LAKE       | ADJ    | /55                    | ZION-BENTON WS                        |                      |

COMMUNITIES SERVED FLUORIDATED DRINKING WATER,  
 BY COUNTY AND WATER SYSTEM WITHIN STATE (AS OF 12/31/85)

# INDIANA

| COMMUNITY     | COUNTY           | STATUS | FLUOR<br>START<br>DATE | SYSTEM SUPPLYING<br>FLUORIDATED WATER | SOURCE SYSTEM |
|---------------|------------------|--------|------------------------|---------------------------------------|---------------|
| ADVANCE       | BOONE            | NATL   |                        | ADVANCE                               |               |
| ALBION        | NOBLE            | NATL   |                        | ALBION                                |               |
| ALEXANDRIA    | MADISON          | ADJ    | /68                    | ALEXANDRIA                            |               |
| ANDERSON      | MADISON          | ADJ    | /63                    | ANDERSON                              |               |
| ANDREWS       | HUNTINGTON       | ADJ    | /84                    | ANDREWS                               |               |
| ANGOLA        | STEBEN           | ADJ    | /72                    | ANGOLA                                |               |
| ARGOS         | MARSHALL         | ADJ    | /75                    | ARGOS                                 |               |
| ASHLEY        | DEKALB / STEUBEN | ADJ    | /82                    | ASHLEY                                |               |
| AUBURN        | DE KALB          | NATL   |                        | AUBURN                                |               |
| AURORA        | DEARBORN         | ADJ    | /67                    | AURORA                                |               |
| AUSTIN        | SCOTT            | ADJ    | /71                    | STUCKER FORK UTILITIES                |               |
| AVILLA        | NOBLE            | NATL   |                        | AVILLA                                |               |
| BAINBRIDGE    | PUTNAM           | ADJ    | /82                    | BAINBRIDGE                            |               |
| BARGERSVILLE  | JOHNSON          | ADJ    | /81                    | BARGERSVILLE                          |               |
| BATESVILLE    | RIPLEY           | ADJ    | /52                    | BATESVILLE                            |               |
| BATTLE GROUND | TIPPECANOE       | ADJ    | /79                    | BATTLE GROUND                         |               |
| BEDFORD       | LAWRENCE         | ADJ    | /52                    | BEDFORD                               |               |
| BEECH GROVE   | MARION           | ADJ    | /51                    | INDIANAPOLIS                          |               |
| BERNE         | ADAMS            | NATL   |                        | BERNE                                 |               |
| BIRDSEYE      | DUBOIS           | ADJ    | /51                    | HUNTINGBURG                           |               |
| BLOOMFIELD    | GREENE           | ADJ    | /52                    | BLOOMFIELD                            |               |
| BLOOMFIELD    | GREENE           | ADJ    | /82                    | EASTERN HEIGHTS WTR CO                |               |
| BLOOMINGTON   | MONROE           | ADJ    | /70                    | BLOOMINGTON                           |               |
| BLUFFTON      | WELLS            | NATL   |                        | BLUFFTON                              |               |

COMMUNITIES SERVED FLUORIDATED DRINKING WATER,  
BY COUNTY AND WATER SYSTEM WITHIN STATE (AS OF 12/31/85)

# INDIANA

| COMMUNITY      | COUNTY     | STATUS | FLUOR<br>START<br>DATE | SYSTEM SUPPLYING<br>FLUORIDATED WATER | SOURCE SYSTEM |
|----------------|------------|--------|------------------------|---------------------------------------|---------------|
| BOONVILLE      | WARRICK    | ADJ    | /67                    | BOONVILLE                             |               |
| BORDEN         | CLARK      | ADJ    | /79                    | BORDEN TRI-COUNTY                     |               |
| BRAZIL         | CLAY       | ADJ    | /56                    | BRAZIL                                |               |
| BREMEN         | MARSHALL   | ADJ    | /75                    | BREMEN                                |               |
| BRISTOL        | ELKHART    | ADJ    | /83                    | BRISTOL                               |               |
| BROOK          | NEWTON     | ADJ    | /82                    | BROOK                                 |               |
| BROOKLYN       | MORGAN     | ADJ    | /81                    | BROOKLYN                              |               |
| BROOKSTON      | WHITE      | ADJ    | /67                    | BROOKSTON                             |               |
| BROOKVILLE     | FRANKLIN   | ADJ    | /68                    | BROOKVILLE                            |               |
| BROWNSBURG     | HENDRICKS  | NATL   |                        | BROWNSBURG                            |               |
| BROWNSTOWN     | JACKSON    | ADJ    | /69                    | JACKSON COUNTY RW                     |               |
| BRUCEVILLE     | KNOX       | ADJ    | /80                    | BRUCEVILLE                            |               |
| BUNKER HILL    | MIAMI      | NATL   |                        | BUNKER HILL                           |               |
| BUNKER HILL    | MIAMI      | ADJ    | /71                    | STUCKER FORK UTILITIES                |               |
| BURNS HARBOR   | LAKE       | ADJ    | /56                    | GARY-HOBART W CORP                    |               |
| BUTLER         | DE KALB    | NATL   |                        | BUTLER                                |               |
| CAMBRIDGE CITY | WAYNE      | ADJ    | /68                    | CAMBRIDGE CITY                        |               |
| CAMDEN         | CARROLL    | ADJ    | /81                    | CAMDEN                                |               |
| CAMPBELLSBURG  | WASHINGTON | ADJ    | /84                    | CAMPBELLSBURG                         |               |
| CARBON         | CLAY       | CONS   |                        | CARBON                                | BRAZIL        |
| CARMEL         | HAMILTON   | ADJ    | /56                    | CARMEL                                |               |
| CARTHAGE       | RUSH       | ADJ    | /80                    | CARTHAGE                              |               |
| CASTLETON      | MARION     | ADJ    | /51                    | INDIANAPOLIS                          |               |
| CEDAR GROVE    | FRANKLIN   | ADJ    | /83                    | FRANKLIN COUNTY                       |               |

COMMUNITIES SERVED FLUORIDATED DRINKING WATER,  
BY COUNTY AND WATER SYSTEM WITHIN STATE (AS OF 12/31/85)

# INDIANA

| COMMUNITY      | COUNTY      | STATUS | FLUOR<br>START<br>DATE | SYSTEM SUPPLYING<br>FLUORIDATED WATER | SOURCE SYSTEM      |
|----------------|-------------|--------|------------------------|---------------------------------------|--------------------|
| CENTER POINT   | CLAY        | CONS   |                        | CENTER POINT                          | BRAZIL             |
| CENTERVILLE    | WAYNE       | ADJ    | /81                    | CENTERVILLE                           |                    |
| CHALMERS       | WHITE       | ADJ    | /84                    | CHALMERS                              |                    |
| CHANDLER       | WARRICK     | ADJ    | /80                    | CHANDLER                              |                    |
| CHARLESTOWN    | CLARK       | ADJ    | /66                    | CHARLESTOWN                           |                    |
| CHESTERFIELD   | MADISON     | ADJ    | /79                    | CHESTERFIELD                          |                    |
| CHESTERTON     | PORTER      | ADJ    | /72                    | CHESTERTON                            |                    |
| CHRISNEY       | SPENCER     | ADJ    | /80                    | CHRISNEY                              |                    |
| CHURUBUSCO     | WHITLEY     | NATL   |                        | CHURUBUSCO                            |                    |
| CICERO         | HAMILTON    | ADJ    | /81                    | CICERO                                |                    |
| CLARKS HILL    | TIPPECANOE  | ADJ    | /84                    | CLARKS HILL                           |                    |
| CLARKSVILLE    | CLARK       | ADJ    | /59                    | JEFFERSONVILLE-IN CITIES W CO         |                    |
| CLERMONT       | MARION      | ADJ    | /51                    | INDIANAPOLIS                          |                    |
| CLIFFORD       | BARTHOLOMEW | ADJ    | /81                    | EASTERN BARTHOLOMEW CO                |                    |
| CLINTON        | VERMILLION  | ADJ    | /83                    | CLINTON                               |                    |
| CLOVERDALE     | PUTNAM      | ADJ    | /84                    | CLOVERDALE                            |                    |
| COLFAX         | CLINTON     | ADJ    | /79                    | COLFAX                                |                    |
| COLUMBIA CITY  | WHITLEY     | NATL   |                        | COLUMBIA CITY                         |                    |
| COLUMBUS       | BARTHOLOMEW | ADJ    | /52                    | COLUMBUS                              |                    |
| CORYDON        | HARRISON    | ADJ    | /66                    | CORYDON                               |                    |
| COVINGTON      | FOUNTAIN    | ADJ    | /81                    | COVINGTON                             |                    |
| CRANE          | MARTIN      | CONS   |                        | CRANE                                 | CRANE NAVAL CENTER |
| CRAWFORDSVILLE | MONTGOMERY  | ADJ    | /64                    | CRAWFORDSVILLE-IN CITIES W CO         |                    |
| CROTHERSVILLE  | JACKSON     | ADJ    | /81                    | CROTHERSVILLE                         |                    |



COMMUNITIES SERVED FLUORIDATED DRINKING WATER,  
BY COUNTY AND WATER SYSTEM WITHIN STATE (AS OF 12/31/85)

# INDIANA

| COMMUNITY        | COUNTY      | STATUS | FLUOR<br>START<br>DATE | SYSTEM SUPPLYING<br>FLUORIDATED WATER | SOURCE SYSTEM                 |
|------------------|-------------|--------|------------------------|---------------------------------------|-------------------------------|
| CROWN POINT      | LAKE        | ADJ    | /73                    | CROWN POINT                           |                               |
| CROWS NEST       | MARION      | ADJ    | /58                    | INDIANAPOLIS                          |                               |
| CULVER           | MARSHALL    | ADJ    | /53                    | CULVER                                |                               |
| CUMBERLAND       | MARION      | NATL   |                        | CUMBERLAND                            |                               |
| DALE             | SPENCER     | CONS   |                        | DALE                                  | PATOKA LAKE REGIONAL WTR DIST |
| DANVILLE         | HENDRICKS   | NATL   |                        | DANVILLE                              |                               |
| DARLINGTON       | MONTGOMERY  | ADJ    | /83                    | DARLINGTON                            |                               |
| DARMSTADT        | VANDERBURGH | ADJ    | /63                    | EVANSVILLE                            |                               |
| DARMSTADT (PART) | GIBSON      | ADJ    | /81                    | FT BRANCH                             |                               |
| DECATUR          | ADAMS       | NATL   |                        | DECATUR                               |                               |
| DELPHI           | CARROLL     | ADJ    | /65                    | DELPHI                                |                               |
| DILLSBORO        | DEARBORN    | CONS   |                        | DILLSBORO                             | AURORA                        |
| DUBLIN           | WAYNE       | ADJ    | /80                    | DUBLIN                                |                               |
| DUNE ACRES       | PORTER      | ADJ    | /67                    | DUNE ACRES                            |                               |
| DUNKIRK          | JAY         | NATL   |                        | DUNKIRK                               |                               |
| DUPONT           | JEFFERSON   | CONS   |                        | DUPONT                                | MADISON                       |
| DYER             | LAKE        | ADJ    | /73                    | DYER                                  |                               |
| EAST CHICAGO     | LAKE        | ADJ    | /66                    | EAST CHICAGO                          |                               |
| EDGEWOOD         | MARION      | ADJ    | /78                    | EDGEWOOD                              |                               |
| EDGEWOOD         | MARION      | ADJ    | /51                    | INDIANAPOLIS                          |                               |
| EDINBURG         | JOHNSON     | ADJ    | /79                    | EDINBURG                              |                               |
| EDWARDSPORT      | KNOX        | ADJ    | /81                    | EDWARDSPORT                           |                               |
| ELBERFELD        | WARRICK     | ADJ    | /80                    | CHANDLER                              |                               |
| ELKHART          | ELKHART     | ADJ    | /53                    | ELKHART                               |                               |

COMMUNITIES SERVED FLUORIDATED DRINKING WATER,  
BY COUNTY AND WATER SYSTEM WITHIN STATE (AS OF 12/31/85)

# INDIANA

| COMMUNITY     | COUNTY      | STATUS | FLUOR<br>START<br>DATE | SYSTEM SUPPLYING<br>FLUORIDATED WATER | SOURCE SYSTEM                 |
|---------------|-------------|--------|------------------------|---------------------------------------|-------------------------------|
| ELLETTSVILLE  | MONROE      | CONS   |                        | ELLETTSVILLE                          | BLOOMINGTON                   |
| ELWOOD        | MADISON     | NATL   |                        | ELWOOD                                |                               |
| ENGLISH       | CRAWFORD    | CONS   |                        | ENGLISH                               | PATOKA LAKE REGIONAL WTR DIST |
| EVANSVILLE    | VANDERBURGH | ADJ    | /63                    | EVANSVILLE                            |                               |
| FAIRMOUNT     | GRANT       | NATL   |                        | FAIRMOUNT                             |                               |
| FARMLAND      | RANDOLPH    | NATL   |                        | FARMLAND                              |                               |
| FERDINAND     | DUBOIS      | ADJ    | /80                    | FERDINAND                             |                               |
| FLORA         | CARROLL     | ADJ    | /70                    | FLORA                                 |                               |
| FORTVILLE     | HANCOCK     | ADJ    | /56                    | FORTVILLE                             |                               |
| FOUNTAIN CITY | WAYNE       | NATL   |                        | FOUNTAIN CITY                         |                               |
| FOWLER        | BENTON      | ADJ    | /71                    | FOWLER                                |                               |
| FRANCISCO     | GIBSON      | NATL   |                        | FRANCISCO                             |                               |
| FRANKFORT     | CLINTON     | NATL   |                        | FRANKFORT                             |                               |
| FRANKLIN      | JOHNSON     | ADJ    | /72                    | FRANKLIN-IN CITIES W CO               |                               |
| FRANKTON      | MADISON     | ADJ    | /82                    | FRANKTON                              |                               |
| FREMONT       | STEBEN      | ADJ    | /84                    | FREMONT                               |                               |
| FRENCH LICK   | ORANGE      | ADJ    | /83                    | SPRINGS VALLEY REG WATER              |                               |
| FT BRANCH     | GIBSON      | ADJ    | /81                    | FT BRANCH                             |                               |
| FT. WAYNE     | ALLEN       | ADJ    | /51                    | FT WAYNE                              |                               |
| GALENA        | FLOYD       | ADJ    | /75                    | GREENVILLE                            |                               |
| GARRETT       | DE KALB     | NATL   |                        | GARRETT                               |                               |
| GARY          | LAKE        | ADJ    | /56                    | GARY-HOBART W CORP                    |                               |
| GAS CITY      | GRANT       | ADJ    | /74                    | GAS CITY                              |                               |
| GASTON        | DELAWARE    | ADJ    | /85                    | GASTON                                |                               |

COMMUNITIES SERVED FLUORIDATED DRINKING WATER,  
BY COUNTY AND WATER SYSTEM WITHIN STATE (AS OF 12/31/85)

# INDIANA

| COMMUNITY     | COUNTY      | STATUS | FLUOR<br>START<br>DATE | SYSTEM SUPPLYING<br>FLUORIDATED WATER | SOURCE SYSTEM      |
|---------------|-------------|--------|------------------------|---------------------------------------|--------------------|
| GENEVA        | ADAMS       | NATL   |                        | GENEVA                                |                    |
| GENTRYVILLE   | SPENCER     | CONS   |                        | GENTRYVILLE                           | BOONVILLE          |
| GEORGETOWN    | FLOYD       | CONS   |                        | GEORGETOWN                            | RAMSEY             |
| GLENWOOD      | FAYETTE     | NATL   |                        | GLENWOOD                              |                    |
| GOODLAND      | NEWTON      | NATL   |                        | GOODLAND                              |                    |
| GOSHEN        | ELKHART     | ADJ    | /70                    | GOSHEN                                |                    |
| GOSPORT       | OWEN        | ADJ    | /81                    | GOSPORT                               |                    |
| GRABILL       | ALLEN       | NATL   |                        | GRABILL                               |                    |
| GRANDVIEW     | SPENCER     | ADJ    | /81                    | GRANDVIEW                             |                    |
| GREENCASTLE   | PUTNAM      | ADJ    | /84                    | GREENCASTLE                           |                    |
| GREENDALE     | DEARBORN    | ADJ    | /65                    | GREENDALE                             |                    |
| GREENFIELD    | HANCOCK     | NATL   |                        | GREENFIELD                            |                    |
| GREENSBURG    | DECATUR     | ADJ    | /53                    | GREENSBURG                            |                    |
| GREENTOWN     | HOWARD      | NATL   |                        | GREENTOWN                             |                    |
| GREENVILLE    | FLOYD       | ADJ    | /75                    | GREENVILLE                            |                    |
| GREENWOOD     | JOHNSON     | ADJ    | /69                    | GREENWOOD-IN CITIES W CO              |                    |
| GRIFFITH      | LAKE        | CONS   |                        | GRIFFITH                              | GARY-HOBART W CORP |
| HAGERSTOWN    | WAYNE       | ADJ    | /55                    | HAGERSTOWN                            |                    |
| HAMILTON      | STEBEN      | NATL   |                        | HAMILTON                              |                    |
| HAMMOND       | LAKE        | ADJ    | /53                    | HAMMOND                               |                    |
| HANOVER       | JEFFERSON   | CONS   |                        | HANOVER                               | HANOVER COLLEGE    |
| HARMONY       | CLAY        | ADJ    | /56                    | BRAZIL                                |                    |
| HARTFORD CITY | BLACKFORD   | NATL   |                        | HARTFORD CITY                         |                    |
| HARTSVILLE    | BARTHOLOMEW | ADJ    | /81                    | EASTERN BARTHOLOMEW CO                |                    |

COMMUNITIES SERVED FLUORIDATED DRINKING WATER,  
BY COUNTY AND WATER SYSTEM WITHIN STATE (AS OF 12/31/85)

# INDIANA

| COMMUNITY         | COUNTY   | STATUS | FLUOR<br>START<br>DATE | SYSTEM SUPPLYING<br>FLUORIDATED WATER | SOURCE SYSTEM |
|-------------------|----------|--------|------------------------|---------------------------------------|---------------|
| HAUBSTADT         | GIBSON   | CONS   |                        | HAUBSTADT                             | FT BRANCH     |
| HAZELTON          | GIBSON   | ADJ    |                        | HAZELTON                              |               |
| HEBRON            | PORTER   | ADJ    | /77                    | HEBRON                                |               |
| HENRYVILLE        | CLARK    | CONS   |                        | RURAL MEMBERSHIP                      | SELLERSBURG   |
| HIGHLAND (PART)   | LAKE     | CONS   |                        | HIGHLAND                              | HAMMOND       |
| HOBART            | LAKE     | ADJ    | /56                    | GARY-HOBART W CORP                    |               |
| HOLLAND           | DUBOIS   | ADJ    | /77                    | HOLLAND                               |               |
| HOLTAN            | RIPLEY   | ADJ    | /70                    | VERSAILLES                            |               |
| HEMECROFT         | MARION   | ADJ    | /51                    | INDIANAPOLIS                          |               |
| HUDSON            | STEUJEN  | CONS   |                        | HUDSON                                | ASHLEY        |
| HUNTERTOWN        | ALLEN    | ADJ    | /81                    | HUNTERTOWN                            |               |
| HUNTINGBURG       | DUBOIS   | ADJ    | /51                    | HUNTINGBURG                           |               |
| HYMERA            | SULLIVAN | CONS   |                        | HYMERA                                | JASONVILLE    |
| INDIANAPOLIS      | MARION   | ADJ    | /51                    | INDIANAPOLIS                          |               |
| JAMESTOWN         | BOONE    | NATL   |                        | JAMESTOWN                             |               |
| JASONVILLE        | GREENE   | ADJ    | /54                    | JASONVILLE                            |               |
| JASPER            | DUBOIS   | ADJ    | /58                    | JASPER                                |               |
| JEFFERSONVILLE    | CLARK    | ADJ    | /59                    | JEFFERSONVILLE--IN CITIES W CO        |               |
| KENDALLVILLE      | NOBLE    | ADJ    | /58                    | KENDALLVILLE                          |               |
| KENTLAND          | NEWTON   | ADJ    | /80                    | KENTLAND                              |               |
| KINGMAN           | FOUNTAIN | NATL   |                        | KINGMAN                               |               |
| KINGSFORD HEIGHTS | LAPORTE  | ADJ    | /81                    | KINGSFORD HEIGHTS                     |               |
| KIRKLIN           | CLINTON  | NATL   |                        | KIRKLIN                               |               |
| KNIGHTSTOWN       | HENRY    | ADJ    | /69                    | KNIGHTSTOWN                           |               |

COMMUNITIES SERVED FLUORIDATED DRINKING WATER,  
BY COUNTY AND WATER SYSTEM WITHIN STATE (AS OF 12/31/85)

INDIANA

| COMMUNITY    | COUNTY     | STATUS | FLUOR<br>START<br>DATE | SYSTEM SUPPLYING<br>FLUORIDATED WATER | SOURCE SYSTEM |
|--------------|------------|--------|------------------------|---------------------------------------|---------------|
| KNIGHTSVILLE | CLAY       | CONS   |                        | KNIGHTSVILLE                          | BRAZIL        |
| KNOX         | STARKE     | ADJ    | /81                    | KNOX                                  |               |
| KOKOMO       | HOWARD     | ADJ    | /52                    | KOKOMO-IN CITIES W CO                 |               |
| KOUTS        | PORTER     | ADJ    | /80                    | KOUTS                                 |               |
| LA CROSSE    | LA PORTE   | ADJ    | /80                    | LA CROSSE                             |               |
| LA FONTAINE  | WABASH     | NATL   |                        | LA FONTAINE                           |               |
| LA GRANGE    | LACRANGE   | ADJ    | /70                    | LA GRANGE                             |               |
| LA PORTE     | LA PORTE   | ADJ    | /54                    | LA PORTE                              |               |
| LACONIA      | HARRISON   | ADJ    | /81                    | SOUTH HARRISON CO                     |               |
| LADOGA       | MONTGOMERY | ADJ    | /82                    | LADOGA                                |               |
| LAFAYETTE    | TIPPECANOE | ADJ    | /53                    | LAFAYETTE                             |               |
| LAKE STATION | LAKE       | ADJ    | /84                    | LAKE STATION                          |               |
| LANESVILLE   | HARRISON   | ADJ    | /85                    | LANESVILLE                            |               |
| LAWRENCE     | MARION     | NATL   |                        | LAWRENCE                              |               |
| LAWRENCEBURG | DEARBORN   | ADJ    | /81                    | LAWRENCEBURG                          |               |
| LEBANON      | BOONE      | NATL   |                        | LEBANON                               |               |
| LIBERTY      | UNION      | ADJ    | /81                    | LIBERTY WW                            |               |
| LIGONIER     | NOBLE      | ADJ    | /68                    | LIGONIER                              |               |
| LITTLE YORK  | WASHINGTON | ADJ    | /71                    | STUCKER FORK UTILITIES                |               |
| LOGANSPORT   | CASS       | ADJ    | /56                    | LOGANSPORT                            |               |
| LONG BEACH   | LA PORTE   | ADJ    | /69                    | LONG BEACH                            |               |
| LOGOOTEETEE  | MARTIN     | ADJ    | /84                    | LOGOOTEETEE                           |               |
| LOWELL       | LAKE       | NATL   |                        | LOWELL                                |               |
| LYNHURST     | MARION     | ADJ    | /58                    | INDIANAPOLIS                          |               |

COMMUNITIES SERVED FLUORIDATED DRINKING WATER,  
 BY COUNTY AND WATER SYSTEM WITHIN STATE (AS OF 12/31/85)

# INDIANA

| COMMUNITY      | COUNTY     | STATUS | FLUOR<br>START<br>DATE | SYSTEM SUPPLYING<br>FLUORIDATED WATER | SOURCE SYSTEM |
|----------------|------------|--------|------------------------|---------------------------------------|---------------|
| LYNN           | RANDOLPH   | NATL   |                        | LYNN                                  |               |
| LYNNVILLE      | WARRICK    | ADJ    | /83                    | LYNNVILLE                             |               |
| LYONS          | GREENE     | ADJ    | /52                    | LYONS                                 |               |
| MADISON        | JEFFERSON  | ADJ    | /68                    | MADISON                               |               |
| MARENGO        | CRAWFORD   | CONS   |                        | MARENGO                               | MILLTOWN      |
| MARION         | GRANT      | ADJ    | /52                    | MARION                                |               |
| MARKLE         | WELLS      | ADJ    | /85                    | MARKLE                                |               |
| MARTINSVILLE   | MORGAN     | ADJ    | /53                    | MARTINSVILLE                          |               |
| MAUCKPORT      | HARRISON   | ADJ    | /81                    | SOUTH HARRISON CO                     |               |
| MECCA          | PARKE      | NATL   |                        | MECCA                                 |               |
| MEDARYVILLE    | PULASKI    | NATL   |                        | MEDARYVILLE                           |               |
| MEDORA         | JACKSON    | ADJ    | /83                    | MEDORA                                |               |
| MERIDIAN HILLS | MARION     | ADJ    | /51                    | INDIANAPOLIS                          |               |
| MERRILLVILLE   | LAKE       | ADJ    | /56                    | GARY-HOBART W CORP                    |               |
| MICHIANA, MI   |            | ADJ    | /52                    | MICHIGAN CITY                         |               |
| MICHIGAN CITY  | LA PORTE   | ADJ    | /52                    | MICHIGAN CITY                         |               |
| MIDDLEBURY     | ELKHART    | ADJ    | /80                    | MIDDLEBURY                            |               |
| MIDDLETOWN     | HENRY      | ADJ    | /78                    | MIDDLETOWN                            |               |
| MILFORD        | KOSCIUSKO  | ADJ    | /83                    | MILFORD                               |               |
| MILLERSBURG    | ELKHART    | ADJ    | /83                    | MILLERSBURG                           |               |
| MILLTOWN       | CRAWFORD   | NATL   |                        | MILLTOWN                              |               |
| MISHAWAKA      | ST. JOSEPH | ADJ    | /61                    | MISHAWAKA                             |               |
| MITCHELL       | LAWRENCE   | ADJ    | /75                    | MITCHELL                              |               |
| MONON          | WHITE      | ADJ    | /59                    | MONON                                 |               |

COMMUNITIES SERVED FLUORIDATED DRINKING WATER,  
BY COUNTY AND WATER SYSTEM WITHIN STATE (AS OF 12/31/85)

# INDIANA

| COMMUNITY     | COUNTY     | STATUS | FLUOR<br>START<br>DATE | SYSTEM SUPPLYING<br>FLUORIDATED WATER | SOURCE SYSTEM      |
|---------------|------------|--------|------------------------|---------------------------------------|--------------------|
| MONROE        | ADAMS      | NATL   |                        | MONROE                                |                    |
| MONROEVILLE   | ALLEN      | NATL   |                        | MONROEVILLE                           |                    |
| MONTGOMERY    | DAVISS     | ADJ    | /70                    | MONTGOMERY                            |                    |
| MONTICELLO    | WHITE      | ADJ    | /69                    | MONTICELLO                            |                    |
| MONTPELIER    | BLACKFORD  | ADJ    | /67                    | MONTPELIER                            |                    |
| MOORESVILLE   | MORGAN     | ADJ    | /67                    | MOORESVILLE                           |                    |
| MOROCCO       | NEWTON     | ADJ    | /66                    | MOROCCO                               |                    |
| MORRISTOWN    | SHELBY     | NATL   |                        | MORRISTOWN                            |                    |
| MOUNT CARMEL  | FRANKLIN   | ADJ    | /83                    | FRANKLIN COUNTY                       |                    |
| MOUNT SUMMIT  | HENRY      | ADJ    | /80                    | MOUNT SUMMIT                          |                    |
| MOUNT SUMMIT  | HENRY      | ADJ    | /80                    | MOUNT SUMMIT                          |                    |
| MOUNT VERNON  | POSEY      | ADJ    | /56                    | MOUNT VERNON                          |                    |
| MUNCIE        | DELAWARE   | ADJ    | /57                    | MUNCIE-IN CITIES W CO                 |                    |
| MUNSTER       | LAKE       | CONS   |                        | MUNSTER                               | HAMMOND            |
| NAPOLEON      | RIPLEY     | CONS   |                        | NAPOLEON COMMUNITY RW ASSN            | OSGOOD             |
| NAPPANEE      | ELKHART    | ADJ    | /68                    | NAPPANEE                              |                    |
| NASHVILLE     | BROWN      | CONS   |                        | NASHVILLE (PART)                      | BLOOMINGTON        |
| NEW ALBANY    | FLOYD      | ADJ    | /69                    | NEW ALBANY                            |                    |
| NEW AMSTERDAM | HARRISON   | ADJ    | /81                    | SOUTH HARRISON CO                     |                    |
| NEW CARLISLE  | ST. JOSEPH | ADJ    | /53                    | NEW CARLISLE                          |                    |
| NEW CASTLE    | HENRY      | ADJ    | /54                    | NEW CASTLE                            |                    |
| NEW CHICAGO   | LAKE       | CONS   |                        | NEW CHICAGO                           | GARY-HOBART W CORP |
| NEW HARMONY   | POSEY      | ADJ    | /85                    | NEW HARMONY                           |                    |
| NEW HAVEN     | ALLEN      | CONS   |                        | NEW HAVEN                             | FT WAYNE           |

COMMUNITIES SERVED FLUORIDATED DRINKING WATER,  
BY COUNTY AND WATER SYSTEM WITHIN STATE (AS OF 12/31/85)

# INDIANA

| COMMUNITY        | COUNTY     | STATUS | FLUOR<br>START<br>DATE | SYSTEM SUPPLYING<br>FLUORIDATED WATER | SOURCE SYSTEM      |
|------------------|------------|--------|------------------------|---------------------------------------|--------------------|
| NEW MARKET       | MARKET     | CONS   |                        | MARYSVILLE-OTTISCO-NABB WTR           | COCHARLESTOWN      |
| NEW MIDDLETOWN   | HARRISON   | ADJ    | /81                    | SOUTH HARRISON CO                     |                    |
| NEW PEKIN        | WASHINGTON | CONS   |                        | NEW PEKIN                             | SALEM              |
| NEW WHITELAND    | JOHNSON    | ADJ    | /69                    | GREENWOOD-IN CITIES W CO              |                    |
| NEW WHITELAND    | JOHNSON    | NATL   |                        | NEW WHITELAND                         |                    |
| NEWBURGH         | WARRICK    | ADJ    | /66                    | NEWBURGH                              |                    |
| NOBLESVILLE      | HAMILTON   | ADJ    | /70                    | NOBLESVILLE-IN CITIES W CO            |                    |
| NORTH CROWS NEST | MARION     | ADJ    | /51                    | INDIANAPOLIS                          |                    |
| NORTH JUDSON     | STARKE     | NATL   |                        | NORTH JUDSON                          |                    |
| NORTH LIBERTY    | ST. JOSEPH | ADJ    | /76                    | NORTH LIBERTY                         |                    |
| NORTH SALEM      | HENDRICKS  | NATL   |                        | NORTH SALEM                           |                    |
| NORTH VERNON     | JENNINGS   | ADJ    | /65                    | NORTH VERNON                          |                    |
| OAKLAND CITY     | GIBSON     | ADJ    | /81                    | OAKLAND CITY                          |                    |
| OAKTOWN          | KNOX       | ADJ    | /75                    | OAKTOWN                               |                    |
| ODON             | DAVISS     | ADJ    | /83                    | ODON                                  |                    |
| OGDEN DUNES      | LAKE       | CONS   |                        | OGDEN DUNES                           | GARY-HOBART W CORP |
| OLDENBURG        | FRANKLIN   | CONS   |                        | OLDENBURG                             | BATESVILLE         |
| OOLITIC          | LAWRENCE   | CONS   |                        | OOLITIC                               | BEDFORD            |
| ORLEANS          | ORANGE     | ADJ    | /75                    | MITCHELL                              |                    |
| ORLEANS          | ORANGE     | NATL   |                        | ORLEANS                               |                    |
| OSGOOD           | RIPLEY     | ADJ    | /66                    | OSGOOD                                |                    |
| OSSIAN           | WELLS      | NATL   |                        | OSSIAN                                |                    |
| OWENSVILLE       | GIBSON     | ADJ    | /82                    | OWENSVILLE                            |                    |
| OXFORD           | BENTON     | ADJ    | /83                    | OXFORD                                |                    |



COMMUNITIES SERVED FLUORIDATED DRINKING WATER,  
BY COUNTY AND WATER SYSTEM WITHIN STATE (AS OF 12/31/85)

# INDIANA

| COMMUNITY          | COUNTY    | STATUS | FLUOR<br>START<br>DATE | SYSTEM SUPPLYING<br>FLUORIDATED WATER | SOURCE SYSTEM |
|--------------------|-----------|--------|------------------------|---------------------------------------|---------------|
| PALMYRA            | HARRISON  | CONS   |                        | PALMYRA (PART)                        | RAMSEY        |
| PAOLI              | ORANGE    | ADJ    | /65                    | PAOLI                                 |               |
| PARAGON            | MORGAN    | ADJ    | /81                    | PARAGON                               |               |
| PARKER             | RANDOLPH  | ADJ    | /82                    | PARKER CITY                           |               |
| PATOKA             | GIBSON    | CONS   |                        | PATOKA                                | PRINCETON     |
| PENDLETON          | MADISON   | ADJ    | /73                    | PENDLETON                             |               |
| PENNVILLE          | JAY       | NATL   |                        | PENNVILLE                             |               |
| PERU               | MIAMI     | ADJ    | /69                    | PERU                                  |               |
| PETERSBURG         | PIKE      | ADJ    | /74                    | PETERSBURG                            |               |
| PETERSBURG         | PIKE      | ADJ    | /81                    | EASTERN BARTHOLOMEW CO                |               |
| PIERCETON          | KOSCIUSKO | NATL   |                        | PIERCETON                             |               |
| PITTSBORO          | HENDRICKS | NATL   |                        | PITTSBORO                             |               |
| PLAINFIELD         | HENDRICKS | ADJ    | /84                    | PLAINFIELD                            |               |
| PLYMOUTH           | MARSHALL  | ADJ    | /69                    | PLYMOUTH                              |               |
| PORTAGE            | PORTER    | ADJ    | /56                    | GARY-HOBART W CORP                    |               |
| PORTER             | PORTER    | ADJ    | /72                    | CHESTERTON                            |               |
| PORTLAND           | JAY       | NATL   |                        | PORTLAND                              |               |
| POSEYVILLE         | POSEY     | ADJ    | /82                    | POSEYVILLE                            |               |
| PRINCE'S LAKE UTIL | JOHNSON   | ADJ    | /73                    | PRINCE'S LAKE UTILITY                 |               |
| PRINCETON          | GIBSON    | ADJ    | /57                    | PRINCETON                             |               |
| REDKEY             | JAY       | NATL   |                        | REDKEY                                |               |
| RENSSELAER         | JASPER    | ADJ    | /65                    | RENSSELAER                            |               |
| REYNOLDS           | WHITE     | ADJ    | /79                    | REYNOLDS                              |               |
| RICHMOND           | WAYNE     | ADJ    | /63                    | RICHMOND-IN CITIES W CO               |               |

COMMUNITIES SERVED FLUORIDATED DRINKING WATER,  
BY COUNTY AND WATER SYSTEM WITHIN STATE (AS OF 12/31/85)

# INDIANA

| COMMUNITY    | COUNTY     | STATUS | FLUOR<br>START<br>DATE | SYSTEM SUPPLYING<br>FLUORIDATED WATER | SOURCE SYSTEM      |
|--------------|------------|--------|------------------------|---------------------------------------|--------------------|
| RIDGEVILLE   | RANDOLPH   | ADJ    | /84                    | RIDGEVILLE                            |                    |
| RILEY        | VIGO       | NATL   |                        | RILEY                                 |                    |
| RISING SUN   | OHIO       | ADJ    | /84                    | RISING SUN                            |                    |
| ROACHDALE    | PUTNAM     | ADJ    | /80                    | ROACHDALE                             |                    |
| ROANOKE      | HUNTINGTON | NATL   |                        | ROANOKE                               |                    |
| ROCHESTER    | FULTON     | ADJ    | /65                    | ROCHESTER                             |                    |
| ROCKPORT     | SPENCER    | ADJ    | /61                    | ROCKPORT-IN CITIES W CO               |                    |
| ROSELAND     | ST JOSEPH  | CONS   |                        | ROSELAND                              | SOUTH BEND         |
| ROYAL CENTER | CASS       | NATL   |                        | ROYAL CENTER                          |                    |
| RUSHVILLE    | RUSH       | ADJ    | /58                    | RUSHVILLE                             |                    |
| RUSSEVILLE   | HOWARD     | NATL   |                        | RUSSEVILLE                            |                    |
| SALEM        | WASHINGTON | ADJ    | /67                    | SALEM                                 |                    |
| SANTA CLAUS  | SPENCER    | ADJ    | /79                    | SANTA CLAUS                           |                    |
| SCHERERVILLE | LAKE       | CONS   |                        | SCHERERVILLE                          | GARY-HOBART W CORP |
| SCHNEIDER    | LAKE       | NATL   |                        | SCHNEIDER                             |                    |
| SCOTTSBURG   | SCOTT      | ADJ    | /67                    | SCOTTSBURG                            |                    |
| SELLERSBURG  | CLARK      | ADJ    | /67                    | SELLERSBURG                           |                    |
| SELMA        | DELAWARE   | ADJ    | /57                    | MUNCIE-IN CITIES W CO                 |                    |
| SEYMOUR      | JACKSON    | ADJ    | /54                    | SEYMOUR-IN CITIES W CO                |                    |
| SHARPSVILLE  | TIPTON     | NATL   |                        | SHARPSVILLE                           |                    |
| SHELBYVILLE  | SHELBY     | ADJ    | /65                    | SHELBYVILLE-IN CITIES W CO            |                    |
| SHERIDAN     | HAMILTON   | NATL   |                        | SHERIDAN                              |                    |
| SHIPSHEWANA  | LAGRANGE   | ADJ    | /84                    | SHIPSHEWANA                           |                    |
| SHIRLEY      | HENRY      | NATL   |                        | SHIRLEY                               |                    |

COMMUNITIES SERVED FLUORIDATED DRINKING WATER,  
BY COUNTY AND WATER SYSTEM WITHIN STATE (AS OF 12/31/85)

# INDIANA

| COMMUNITY     | COUNTY      | STATUS | FLUOR<br>START<br>DATE | SYSTEM SUPPLYING<br>FLUORIDATED WATER | SOURCE SYSTEM |
|---------------|-------------|--------|------------------------|---------------------------------------|---------------|
| SILVER LAKE   | KOSCIUSKO   | NATL   |                        | SILVER LAKE                           |               |
| SOUTH BEND    | ST. JOSEPH  | ADJ    | /67                    | SOUTH BEND                            |               |
| SOUTH WHITLEY | WHITLEY     | ADJ    | /64                    | SOUTH WHITLEY                         |               |
| SOUTHPORT     | MARION      | ADJ    | /51                    | INDIANAPOLIS                          |               |
| SPEEDWAY      | MARION      | ADJ    | /68                    | SPEEDWAY                              |               |
| SPENCER       | OWEN        | ADJ    | /81                    | BEAN BLOSSOM-PATRICKSBURG RURA        |               |
| SPRING GROVE  | WAYNE       | ADJ    | /63                    | RICHMOND-IN CITIES W CO               |               |
| SPURGEON      | PIKE        | CONS   |                        | PIKE-GIBSON                           | PETERSBURG    |
| SPURGEON      | PIKE        | NATL   |                        | SPURGEON                              |               |
| ST JOE        | DE KALB     | NATL   |                        | ST JOE                                |               |
| ST JOHN       | LAKE        | ADJ    | /82                    | ST JOHN                               |               |
| STAUNTON      | CLAY        | NATL   |                        | STAUNTON                              |               |
| STINESVILLE   | MONROE      | ADJ    | /81                    | BEAN BLOSSOM-PATRICKSBURG RURA        |               |
| SUMMITVILLE   | MADISON     | NATL   |                        | SUMMITVILLE                           |               |
| SUNMAN        | RIPLEY      | ADJ    | /83                    | SUNMAN                                |               |
| SWAYZEE       | GRANT       | NATL   |                        | SWAYZEE                               |               |
| SYRACUSE      | KOSCIUSKO   | ADJ    | /84                    | SYRACUSE                              |               |
| TAYLORSVILLE  | BARTHOLOMEW | ADJ    | /81                    | EASTERN BARTHOLOMEW CO                |               |
| TELL CITY     | PERRY       | ADJ    | /85                    | TELL CITY                             |               |
| TENNYSON      | WARRICK     | CONS   |                        | TENNYSON                              | BOONVILLE     |
| THORNTOWN     | BOONE       | ADJ    | /80                    | THORNTOWN                             |               |
| TOPEKA        | LACRANCE    | ADJ    | /65                    | TOPEKA                                |               |
| TRAFALGAR     | BROWN       | ADJ    | /84                    | BROWN CO                              |               |
| UNION CITY    | RANDOLPH    | NATL   |                        | UNION CITY                            |               |

COMMUNITIES SERVED FLUORIDATED DRINKING WATER,  
BY COUNTY AND WATER SYSTEM WITHIN STATE (AS OF 12/31/85)

# INDIANA

| COMMUNITY      | COUNTY      | STATUS | FLUOR<br>START<br>DATE | SYSTEM SUPPLYING<br>FLUORIDATED WATER | SOURCE SYSTEM |
|----------------|-------------|--------|------------------------|---------------------------------------|---------------|
| UPLAND         | GRANT       | NATL   |                        | UPLAND                                |               |
| UITCA          | CLARK       | ADJ    | /80                    | WATSON RURAL WATER DIST               |               |
| VALPARAISO     | PORTER      | ADJ    | /52                    | VALPARAISO                            |               |
| VAN BUREN      | GRANT       | NATL   |                        | VAN BUREN                             |               |
| VEEDERSBURG    | FOUNTAIN    | ADJ    | /69                    | VEEDERSBURG                           |               |
| VERNON         | JENNINGS    | CONS   |                        | VERNON                                | NORTH VERNON  |
| VERSAILLES     | RIPLEY      | ADJ    | /70                    | VERSAILLES                            |               |
| VEVAY          | SWITZERLAND | ADJ    | /55                    | VEVAY                                 |               |
| VINCENNES      | KNOX        | ADJ    | /67                    | VINCENNES                             |               |
| WABASH         | WABASH      | ADJ    | /58                    | WABASH                                |               |
| WAKARUSA       | ELKHART     | ADJ    | /81                    | WAKARUSA                              |               |
| WALKERTON      | ST. JOSEPH  | ADJ    | /54                    | WALKERTON                             |               |
| WALTON         | CASS        | NATL   |                        | WALTON                                |               |
| WANATAH        | LAPORTE     | ADJ    | /80                    | WANATAH                               |               |
| WARREN         | HUNTINGTON  | ADJ    | /67                    | WARREN                                |               |
| WARREN PARK    | MARION      | ADJ    | /51                    | INDIANAPOLIS                          |               |
| WARSAW         | KOSCIUSKO   | ADJ    | /68                    | WARSAW                                |               |
| WASHINGTON     | DAVIESS     | ADJ    | /70                    | WASHINGTON                            |               |
| WATERLOO       | DE KALB     | NATL   |                        | WATERLOO                              |               |
| WAYNETOWN      | MONTGOMERY  | ADJ    | /83                    | WAYNETOWN                             |               |
| WEST BADEN     | ORANGE      | ADJ    | /83                    | SPRINGS VALLEY REG WATER              |               |
| WEST HARRISON  | DEARBORN    | CONS   |                        | WEST HARRISON                         | HARRISON, OH  |
| WEST LAFAYETTE | TIPPECANOE  | ADJ    | /58                    | WEST LAFAYETTE                        |               |
| WEST LEBANON   | WARREN      | NATL   |                        | WEST LEBANON                          |               |

COMMUNITIES SERVED FLUORIDATED DRINKING WATER,  
BY COUNTY AND WATER SYSTEM WITHIN STATE (AS OF 12/31/85)

# INDIANA

| COMMUNITY      | COUNTY     | STATUS | FLUOR<br>START<br>DATE | SYSTEM SUPPLYING<br>FLUORIDATED WATER | SOURCE SYSTEM |
|----------------|------------|--------|------------------------|---------------------------------------|---------------|
| WESTFIELD      | HAMILTON   | NATL   |                        | WESTFIELD                             |               |
| WESTPORT       | DECATUR    | ADJ    | /80                    | WESTPORT                              |               |
| WESTVILLE      | LAPORTE    | ADJ    | /84                    | WESTVILLE                             |               |
| WHITELAND      | JOHNSON    | ADJ    | /69                    | GREENWOOD-IN CITIES W CO              |               |
| WHITELAND      | JOHNSON    | NATL   |                        | WHITELAND                             |               |
| WHITESTOWN     | BOONE      | ADJ    | /84                    | WHITESTOWN                            |               |
| WHITING        | LAKE       | ADJ    | /72                    | WHITING                               |               |
| WILLIAMS CREEK | MARION     | ADJ    | /51                    | INDIANAPOLIS                          |               |
| WINAMAC        | PULASKI    | ADJ    | /80                    | WINAMAC                               |               |
| WINCHESTER     | RANDOLPH   | ADJ    | /80                    | WINCHESTER-HOOSTER WATER CO           |               |
| WINGATE        | MONTGOMERY | ADJ    | /80                    | WINGATE                               |               |
| WINONA         | KOSCIUSKO  | ADJ    | /68                    | WARSAW                                |               |
| WINSLOW        | PIKE       | ADJ    | /69                    | WINSLOW                               |               |
| WOLCOTT        | WHITE      | ADJ    | /84                    | WOLCOTT                               |               |
| WOODBURN       | ALLEN      | NATL   |                        | WOODBURN                              |               |
| WORTHINGTON    | GREENE     | ADJ    | /82                    | EASTERN HEIGHTS WTR CO                |               |
| YORKTOWN       | DELAWARE   | ADJ    | /80                    | YORKTOWN                              |               |
| ZIONSVILLE     | BOONE      | ADJ    | /51                    | ZIONSVILLE                            |               |

COMMUNITIES SERVED FLUORIDATED DRINKING WATER,  
BY COUNTY AND WATER SYSTEM WITHIN STATE (AS OF 12/31/85)

# IOWA

| COMMUNITY    | COUNTY      | STATUS | FLUOR<br>START<br>DATE | SYSTEM SUPPLYING<br>FLUORIDATED WATER | SOURCE SYSTEM        |
|--------------|-------------|--------|------------------------|---------------------------------------|----------------------|
| ACKLEY       | HARDIN      | NATL   |                        | ACKLEY                                |                      |
| ADAIR        | GUTHRIE     | NATL   |                        | ADAIR                                 |                      |
| ADEL         | DALLAS      | ADJ    | 11/74                  | ADEL                                  |                      |
| AGENCY       | WAPELLO     | CONS   |                        | AGENCY                                | WAPELLO RW ASSOC     |
| AINSWORTH    | WASHINGTON  | NATL   |                        | AINSWORTH                             |                      |
| ALBERT CITY  | BUENA VISTA | ADJ    | 5/82                   | ALBERT CITY                           |                      |
| ALGONA       | KOSSUTH     | ADJ    | 4/59                   | ALGONA                                |                      |
| ALLERTON     | WAYNE       | CONS   |                        | ALLERTON                              | LINEVILLE            |
| ALLISON      | BUTLER      | ADJ    | 8/68                   | ALLISON                               |                      |
| ALTON        | SIOUX       | ADJ    | 7/82                   | ALTON                                 |                      |
| ALTOONA      | POLK        | NATL   |                        | ALTOONA                               |                      |
| AMES         | STORY       | ADJ    | 2/57                   | AMES                                  |                      |
| ANAMOSA      | JONES       | NATL   |                        | ANAMOSA                               |                      |
| ANKENY       | POLK        | NATL   |                        | ANKENY                                |                      |
| ANTHON       | WOODBURY    | NATL   |                        | ANTHON                                |                      |
| APLINGTON    | BUTLER      | ADJ    | 1/67                   | APLINGTON                             |                      |
| ARCADIA      | CARROLL     | NATL   |                        | ARCADIA                               |                      |
| ARLINGTON    | FAYETTE     | ADJ    | 9/84                   | ARLINGTON                             |                      |
| ARMSTRONG    | EMMET       | ADJ    | 9/68                   | ARMSTRONG                             |                      |
| ARNOLDS PARK | DICKINSON   | CONS   |                        | ARNOLDS PARK                          | CENTRAL WATER SYSTEM |
| ASHTON       | OSCEOLA     | ADJ    | 12/84                  | ASHTON                                |                      |
| ASPINWALL    | CRAWFORD    | CONS   |                        | ASPINWALL                             | WEST CENTRAL RW NISH |
| ATLANTIC     | CASS        | ADJ    | 11/68                  | ATLANTIC                              |                      |
| AUDUBON      | AUDUBON     | ADJ    | 5/63                   | AUDUBON                               |                      |

COMMUNITIES SERVED FLUORIDATED DRINKING WATER,  
BY COUNTY AND WATER SYSTEM WITHIN STATE (AS OF 12/31/85)

# IOWA

| COMMUNITY    | COUNTY        | STATUS | FLUOR<br>START<br>DATE | SYSTEM SUPPLYING<br>FLUORIDATED WATER | SOURCE SYSTEM |
|--------------|---------------|--------|------------------------|---------------------------------------|---------------|
| AVOCA        | POTTAWATTAMIE | ADJ    | 8/64                   | AVOCA                                 |               |
| BADGER       | WEBSTER       | NATL   |                        | BADGER                                |               |
| BANCROFT     | KOSSUTH       | ADJ    | 4/63                   | BANCROFT                              |               |
| BAXTER       | JASPER        | ADJ    | 5/83                   | BAXTER                                |               |
| BEACON       | MAHASKA       | CONS   |                        | BEACON                                | OSKALOOSA     |
| BEDFORD      | TAYLOR        | ADJ    | 9/68                   | BEDFORD                               |               |
| BELLE PLAINE | BENTON        | ADJ    | 9/82                   | BELLE PLAINE                          |               |
| BELLEVUE     | JACKSON       | ADJ    | 9/79                   | BELLEVUE                              |               |
| BELMOND      | WRIGHT        | ADJ    | 8/64                   | BELMOND                               |               |
| BETTENDORF   | SCOTT         | ADJ    | 7/52                   | IOWA-AMERICAN WTR CO-DAVENPORT        |               |
| BIRMINGHAM   | VAN BUREN     | CONS   |                        | BIRMINGHAM                            | FAIRFIELD     |
| BLAIRSBURG   | HAMILTON      | NATL   |                        | BLAIRSBURG                            |               |
| BLAIRSTOWN   | BENTON        | NATL   |                        | BLAIRSTOWN                            |               |
| BLAKESBURG   | WAPELLO       | CONS   |                        | BLAKESBURG                            | RATHBUN RWA   |
| BLOCKTON     | TAYLOR        | NATL   |                        | BLOCKTON                              |               |
| BLOOMFIELD   | DAVIS         | ADJ    | 4/69                   | BLOOMFIELD                            |               |
| BOLTON       | DALLAS        | ADJ    | 2/83                   | XENIA RWS                             |               |
| BONDURANT    | POLK          | ADJ    | 9/82                   | BONDURANT                             |               |
| BOONE        | BOONE         | ADJ    | 9/61                   | BOONE                                 |               |
| BOXHOLM      | BOONE         | NATL   |                        | BOXHOLM                               |               |
| BRANDON      | BUCHANAN      | NATL   |                        | BRANDON                               |               |
| BREDA        | CARROLL       | ADJ    | 6/82                   | BREDA                                 |               |
| BRITT        | HANCOCK       | ADJ    | 9/71                   | BRITT                                 |               |
| BROOKLYN     | POWESHIEK     | NATL   |                        | BROOKLYN                              |               |

COMMUNITIES SERVED FLUORIDATED DRINKING WATER,  
BY COUNTY AND WATER SYSTEM WITHIN STATE (AS OF 12/31/85)

# IOWA

| COMMUNITY    | COUNTY        | STATUS | FLUOR<br>START<br>DATE | SYSTEM SUPPLYING<br>FLUORIDATED WATER | SOURCE SYSTEM |
|--------------|---------------|--------|------------------------|---------------------------------------|---------------|
| BURLINGTON   | DES MOINES    | ADJ    | 4/63                   | BURLINGTON                            |               |
| BUSSEY       | MARION        | NATL   |                        | BUSSEY                                |               |
| CALLENDER    | WEBSTER       | NATL   |                        | CALLENDER                             |               |
| CANTRIL      | VAN BUREN     | CONS   |                        | CANTRIL                               | RATHBUN RWA   |
| CARLISLE     | WARREN        | ADJ    | 12/64                  | CARLISLE                              |               |
| CARROLL      | CARROLL       | ADJ    | 1/72                   | CARROLL                               |               |
| CARTER LAKE  | POTTAWATTAMIE | CONS   |                        | CARTER LAKE                           | OMAHA, NE     |
| CASCADE      | DUBUQUE       | ADJ    | 2/80                   | CASCADE                               |               |
| CASEY        | GUTHRIE       | ADJ    | 11/84                  | CASEY                                 |               |
| CEDAR FALLS  | BLACK HAWK    | ADJ    | 9/58                   | CEDAR FALLS                           |               |
| CEDAR RAPIDS | LINN          | ADJ    | 5/52                   | CEDAR RAPIDS                          |               |
| CENTER POINT | LINN          | ADJ    | 3/66                   | CENTER POINT                          |               |
| CENTERVILLE  | APPANOOSE     | ADJ    | 6/62                   | CENTERVILLE                           |               |
| CENTRAL CITY | LINN          | ADJ    | 5/70                   | CENTRAL CITY                          |               |
| CHARITON     | LUCAS         | ADJ    | 10/58                  | CHARITON                              |               |
| CHARTER OAK  | CRAWFORD      | ADJ    | 3/85                   | CHARTER OAK                           |               |
| CHELSEA      | TAMA          | ADJ    | 9/85                   | CHELSEA                               |               |
| CHEROKEE     | CHEROKEE      | NATL   |                        | CHEROKEE RWS MILL CREEK               |               |
| CHESTER      | HOWARD        | NATL   |                        | CHESTER                               |               |
| CINCINNATI   | APPANOOSE     | CONS   |                        | CINCINNATI                            | RATHBUN RWA   |
| CLARE        | WEBSTER       | NATL   |                        | CLARE                                 |               |
| CLARENCE     | CEDAR         | ADJ    | 7/81                   | CLARENCE                              |               |
| CLARINDA     | PAGE          | ADJ    | 7/81                   | CLARINDA                              |               |
| CLARION      | WRIGHT        | ADJ    | 10/72                  | CLARION                               |               |



COMMUNITIES SERVED FLUORIDATED DRINKING WATER,  
BY COUNTY AND WATER SYSTEM WITHIN STATE (AS OF 12/31/85)

# IOWA

| COMMUNITY         | COUNTY        | STATUS | FLUOR<br>START<br>DATE | SYSTEM SUPPLYING<br>FLUORIDATED WATER | SOURCE SYSTEM      |
|-------------------|---------------|--------|------------------------|---------------------------------------|--------------------|
| CLARKSVILLE       | BUTLER        | ADJ    | 3/69                   | CLARKSVILLE                           |                    |
| CLEAR LAKE        | CERRO GORDO   | ADJ    | 4/63                   | CLEAR LAKE                            |                    |
| CLEGHORN          | CHEROKEE      | NATL   |                        | CLEGHORN                              |                    |
| CLINTON           | CLINTON       | ADJ    | 9/65                   | IOWA-AMERICAN WC-CLINTON              |                    |
| CLIO              | WAYNE         | ADJ    | 5/79                   | RATHBUN RWA                           |                    |
| CLIVE             | POLK          | CONS   |                        | CLIVE                                 | DES MOINES WTR WKS |
| CLUTTER           | TAMA          | NATL   |                        | CLUTTER                               |                    |
| COIN              | PAGE          | CONS   |                        | COIN                                  | PAGE I RW ASSN     |
| COLESBURG         | DELAWARE      | NATL   |                        | COLESBURG                             |                    |
| COLLINS           | STORY         | NATL   |                        | COLLINS                               |                    |
| COLO              | STORY         | NATL   |                        | COLO                                  |                    |
| COLUMBUS JUNCTION | LOUISA        | ADJ    | 4/81                   | COLUMBUS JUNCTION                     |                    |
| COLWELL           | FLOYD         | NATL   |                        | COLWELL                               |                    |
| CONRAD            | GRUNDY        | ADJ    | 9/82                   | CONRAD                                |                    |
| COON RAPIDS       | CARROLL       | ADJ    | 4/68                   | COON RAPIDS                           |                    |
| CORALVILLE        | JOHNSON       | NATL   |                        | CORALVILLE                            |                    |
| CORNING           | ADAMS         | ADJ    | 7/58                   | CORNING                               |                    |
| CORYDON           | WAYNE         | ADJ    | 11/68                  | CORYDON                               |                    |
| COULTER           | FRANKLIN      | NATL   |                        | COULTER                               |                    |
| COUNCIL BLUFFS    | POTTAWATTAMIE | ADJ    | 8/62                   | COUNCIL BLUFFS                        |                    |
| CRAWFORDSVILLE    | WASHINGTON    | NATL   |                        | CRAWFORDSVILLE                        |                    |
| CRESCENT          | POTTAWATTAMIE | NATL   |                        | CRESCENT                              |                    |
| CRESCO            | HOWARD        | ADJ    | 6/60                   | CRESCO                                |                    |
| CRESTON           | UNION         | ADJ    | 4/53                   | CRESTON                               |                    |

COMMUNITIES SERVED FLUORIDATED DRINKING WATER,  
BY COUNTY AND WATER SYSTEM WITHIN STATE (AS OF 12/31/85)

IOWA

| COMMUNITY     | COUNTY     | STATUS | FLUOR<br>START<br>DATE | SYSTEM SUPPLYING<br>FLUORIDATED WATER | SOURCE SYSTEM      |
|---------------|------------|--------|------------------------|---------------------------------------|--------------------|
| CROMWELL      | UNION      | CONS   |                        | SO IOWA RWS-HIGHLAND/TING             | CRESTON            |
| CUMMING       | WARREN     | CONS   |                        | CUMMING                               | DES MOINES WTR WKS |
| DALLAS        | MARION     | NATL   |                        | MELCHER-DALLAS WTR SUPPLY             |                    |
| DALLAS CENTER | DALLAS     | ADJ    | 11/85                  | DALLAS CENTER                         |                    |
| DANVILLE      | DES MOINES | CONS   |                        | DANVILLE                              | BURLINGTON         |
| DAVENPORT     | SCOTT      | ADJ    | 7/52                   | IOWA-AMERICAN WTR CO-DAVENPORT        |                    |
| DAVIS CITY    | DECATUR    | NATL   |                        | DAVIS CITY                            |                    |
| DAYTON        | WEBSTER    | NATL   |                        | DAYTON                                |                    |
| DE WITT       | CLINTON    | NATL   |                        | DE WITT                               |                    |
| DECORAH       | WINNESHIEK | ADJ    | 12/63                  | DECORAH                               |                    |
| DENISON       | CRAWFORD   | ADJ    | 11/64                  | DENISON                               |                    |
| DENVER        | BREMER     | NATL   |                        | DENVER                                |                    |
| DERBY         | LUCAS      | CONS   |                        | DERBY                                 | RATHBUN RWA        |
| DES MOINES    | POLK       | ADJ    | 9/59                   | DES MOINES WTR WKS                    |                    |
| DESOTO        | DALLAS     | ADJ    | 7/79                   | DESOTO                                |                    |
| DEXTER        | DALLAS     | ADJ    | 11/77                  | DEXTER                                |                    |
| DIAGONAL      | RINGGOLD   | ADJ    | 3/85                   | DIAGONAL                              |                    |
| DIKE          | GRUNDY     | NATL   |                        | DIKE                                  |                    |
| DONNELLSON    | LEE        | NATL   |                        | DONNELLSON                            |                    |
| DOWS          | WRIGHT     | NATL   |                        | DOWS                                  |                    |
| DRAKESVILLE   | DAVIS      | CONS   |                        | DRAKESVILLE                           | RATHBUN RWA        |
| DUBUQUE       | DUBUQUE    | ADJ    | 10/51                  | DUBUQUE                               |                    |
| DUMONT        | BUTLER     | NATL   |                        | DUMONT                                |                    |
| DUNCOMBE      | WEBSTER    | NATL   |                        | DUNCOMBE                              |                    |

COMMUNITIES SERVED FLUORIDATED DRINKING WATER,  
BY COUNTY AND WATER SYSTEM WITHIN STATE (AS OF 12/31/85)

# IOWA

| COMMUNITY   | COUNTY     | STATUS | FLUOR<br>START<br>DATE | SYSTEM SUPPLYING<br>FLUORIDATED WATER | SOURCE SYSTEM             |
|-------------|------------|--------|------------------------|---------------------------------------|---------------------------|
| DUNKERTON   | BLACK HAWK | NATL   |                        | DUNKERTON                             |                           |
| DURANT      | CEDAR      | ADJ    | 9/81                   | DURANT                                |                           |
| DYERSVILLE  | DELAWARE   | ADJ    | 10/71                  | DYERSVILLE                            |                           |
| DYSART      | TAMA       | NATL   |                        | DYSART                                |                           |
| EAGLE GROVE | WRIGHT     | ADJ    | 1/53                   | EAGLE GROVE                           |                           |
| EARLHAM     | MADISON    | NATL   |                        | EARLHAM                               |                           |
| EARLVILLE   | DELAWARE   | ADJ    | 12/69                  | EARLVILLE                             |                           |
| EDDYVILLE   | WAPELLO    | ADJ    | 6/82                   | EDDYVILLE                             |                           |
| EDGEWOOD    | CLAYTON    | ADJ    | 1/71                   | EDGEWOOD                              |                           |
| ELBERON     | TAMA       | NATL   |                        | ELBERON                               |                           |
| ELDON       | WAPELLO    | NATL   |                        | ELDON                                 |                           |
| ELDORA      | HARDIN     | ADJ    | 10/65                  | ELDORA                                |                           |
| ELDRIDGE    | SCOTT      | ADJ    | 10/68                  | ELDRIDGE                              |                           |
| ELK HORN    | SHELBY     | ADJ    | 6/65                   | ELK HORN                              |                           |
| ELKADER     | CLAYTON    | ADJ    | 9/82                   | ELKADER                               |                           |
| ELLSTON     | RINGGOLD   | CONS   |                        | ELLSTON                               | SO IOWA RWS-HIGHLAND/TING |
| ELLSWORTH   | HAMILTON   | NATL   |                        | ELLSWORTH                             |                           |
| ELMA        | HOWARD     | ADJ    | 9/82                   | ELMA                                  |                           |
| ELY         | LINN       | ADJ    | 6/82                   | ELY                                   |                           |
| EMMETSBURG  | PALO ALTO  | ADJ    | 3/55                   | EMMETSBURG                            |                           |
| ESTHERVILLE | EMMET      | ADJ    | 3/58                   | ESTHERVILLE                           |                           |
| EVANSDALE   | BLACK HAWK | ADJ    | 12/83                  | EVANSDALE                             |                           |
| EXLINE      | APPANOOSE  | ADJ    | 5/79                   | RATHBUN RWA                           |                           |
| FAIRBANK    | FAYETTE    | NATL   |                        | FAIRBANK                              |                           |

COMMUNITIES SERVED FLUORIDATED DRINKING WATER,  
BY COUNTY AND WATER SYSTEM WITHIN STATE (AS OF 12/31/85)

# IOWA

| COMMUNITY      | COUNTY     | STATUS | FLUOR<br>START<br>DATE | SYSTEM SUPPLYING<br>FLUORIDATED WATER | SOURCE SYSTEM |
|----------------|------------|--------|------------------------|---------------------------------------|---------------|
| FAIRFAX        | LINN       | ADJ    | 8/68                   | FAIRFAX                               |               |
| FAIRFIELD      | JEFFERSON  | ADJ    | 12/52                  | FAIRFIELD                             |               |
| FARLEY         | DUBUQUE    | ADJ    | 7/68                   | FARLEY                                |               |
| FARNHAMVILLE   | CALHOUN    | NATL   |                        | FARNHAMVILLE                          |               |
| FONTANELLE     | ADAIR      | ADJ    | 5/63                   | FONTANELLE                            |               |
| FOREST CITY    | WINNEBAGO  | ADJ    | 10/69                  | FOREST CITY                           |               |
| FORT ATKINSON  | WINNESHIEK | NATL   |                        | FORT ATKINSON                         |               |
| FORT DODGE     | WEBSTER    | NATL   |                        | FORT DODGE                            |               |
| FORT MADISON   | LEE        | ADJ    | 12/68                  | FORT MADISON                          |               |
| FOSTORIA       | CLAY       | CONS   |                        | FOSTORIA                              | CLAY CO RWD   |
| FREDERICKSBURG | CHICKASAW  | NATL   |                        | FREDERICKSBURG                        |               |
| GALVA          | IDA        | ADJ    | 8/84                   | GALVA                                 |               |
| GARDEN GROVE   | DECATUR    | CONS   |                        | GARDEN GROVE                          | RATHBUN RWA   |
| GARNAVILLO     | CLAYTON    | ADJ    | 3/83                   | GARNAVILLO                            |               |
| GARNER         | HANCOCK    | NATL   |                        | GARNER                                |               |
| GARRISON       | BENTON     | NATL   |                        | GARRISON                              |               |
| GARWIN         | TAMA       | NATL   |                        | GARWIN                                |               |
| GIBSON         | KEOKUK     | NATL   |                        | GIBSON                                |               |
| GLADBROOK      | TAMA       | ADJ    | 8/68                   | GLADBROOK                             |               |
| GLENWOOD       | MILLS      | ADJ    | 10/59                  | GLENWOOD                              |               |
| GLIDDEN        | CARROLL    | ADJ    | 12/69                  | GLIDDEN                               |               |
| GOLDFIELD      | WRIGHT     | ADJ    | 10/80                  | GOLDFIELD                             |               |
| GOWRIE         | WEBSTER    | NATL   |                        | GOWRIE                                |               |
| GRAETTINGER    | PALO ALTO  | ADJ    | 8/68                   | GRAETTINGER                           |               |

COMMUNITIES SERVED FLUORIDATED DRINKING WATER,  
BY COUNTY AND WATER SYSTEM WITHIN STATE (AS OF 12/31/85)

IOWA

| COMMUNITY      | COUNTY    | STATUS | FLUOR<br>START<br>DATE | SYSTEM SUPPLYING<br>FLUORIDATED WATER | SOURCE SYSTEM        |
|----------------|-----------|--------|------------------------|---------------------------------------|----------------------|
| GRAND JUNCTION | GREENE    | NATL   |                        | GRAND JUNCTION                        |                      |
| GRANGER        | DALLAS    | ADJ    | 7/84                   | GRANGER                               |                      |
| GRANVILLE      | SIOUX     | NATL   |                        | GRANVILLE                             |                      |
| GRAY           | AUDUBON   | CONS   |                        | GRAY                                  | WEST CENTRAL RW NISH |
| GREENE         | BUTLER    | ADJ    | 3/81                   | GREENE                                |                      |
| GREENFIELD     | ADAIR     | ADJ    | 8/62                   | GREENFIELD                            |                      |
| GREENVILLE     | CLAY      | ADJ    | 3/85                   | CLAY CO RWD                           |                      |
| GRIMES         | POLK      | NATL   |                        | GRIMES                                |                      |
| GRINNELL       | POWESHIEK | NATL   |                        | GRINNELL                              |                      |
| GRISWOLD       | CASS      | ADJ    | 3/82                   | GRISWOLD                              |                      |
| GRUNDY CENTER  | GRUNDY    | NATL   |                        | GRUNDY CENTER                         |                      |
| GUERNSEY       | POWESHIEK | ADJ    | 12/85                  | POWESHIEK WTR ASSOC                   |                      |
| GUTHRIE CENTER | GUTHRIE   | ADJ    | 2/59                   | GUTHRIE CENTER                        |                      |
| GUTTENBERG     | CLAYTON   | ADJ    | 5/81                   | GUTTENBERG                            |                      |
| HAMILTON       | MARION    | NATL   |                        | HAMILTON                              |                      |
| HAMILTON       | MARION    | NATL   |                        | HAMILTON                              |                      |
| HAMPTON        | FRANKLIN  | ADJ    | 8/76                   | HAMPTON                               |                      |
| HANSELL        | FRANKLIN  | NATL   |                        | HANSELL                               |                      |
| HARCOURT       | WEBSTER   | NATL   |                        | HARCOURT                              |                      |
| HARTFORD       | WARREN    | NATL   |                        | HARTFORD                              |                      |
| HARTLEY        | O'BRIEN   | ADJ    | 8/52                   | HARTLEY                               |                      |
| HAVERHILL      | MARSHALL  | CONS   |                        | CENTRAL IOWA RWA (NEWTON)             | NEWTON               |
| HEDRICK        | KEOKUK    | NATL   |                        | HEDRICK                               |                      |
| HIAWATHA       | LINN      | ADJ    | 10/81                  | HIAWATHA                              |                      |

COMMUNITIES SERVED FLUORIDATED DRINKING WATER,  
BY COUNTY AND WATER SYSTEM WITHIN STATE (AS OF 12/31/85)

# IOWA

| COMMUNITY    | COUNTY     | STATUS | FLUOR<br>START<br>DATE | SYSTEM SUPPLYING<br>FLUORIDATED WATER | SOURCE SYSTEM      |
|--------------|------------|--------|------------------------|---------------------------------------|--------------------|
| HOLLAND      | GRUNDY     | NATL   |                        | HOLLAND                               |                    |
| HOLSTEIN     | IDA        | NATL   |                        | HOLSTEIN                              |                    |
| HOPKINTON    | DELAWARE   | NATL   |                        | HOPKINTON                             |                    |
| HUBBARD      | HARDIN     | NATL   |                        | HUBBARD                               |                    |
| HUDSON       | BLACK HAWK | CONS   |                        | HUDSON                                | WATERLOO           |
| HULL         | STIOUX     | ADJ    | 11/85                  | HULL                                  |                    |
| HUMBOLDT     | HUMBOLDT   | ADJ    | 3/64                   | HUMBOLDT                              |                    |
| HUMESTON     | WAYNE      | ADJ    | 3/83                   | HUMESTON                              |                    |
| HUXLEY       | STORY      | NATL   |                        | HUXLEY                                |                    |
| IDA GROVE    | IDA        | ADJ    | 9/71                   | IDA GROVE                             |                    |
| IMOGENE      | FREMONT    | CONS   |                        | PAGE I RW ASSN                        | CLARINDA           |
| INDEPENDENCE | BUCHANAN   | ADJ    | 4/63                   | INDEPENDENCE                          |                    |
| INDIANOLA    | WARREN     | NATL   |                        | INDIANOLA                             |                    |
| IONIA        | CHICKASAW  | NATL   |                        | IONIA                                 |                    |
| IOWA CITY    | JOHNSON    | ADJ    | 8/53                   | IOWA CITY                             |                    |
| IOWA FALLS   | HARDIN     | ADJ    | 7/68                   | IOWA FALLS                            |                    |
| IRETON       | STIOUX     | ADJ    | 9/68                   | IRETON                                |                    |
| JEFFERSON    | GREENE     | ADJ    | 3/60                   | JEFFERSON                             |                    |
| JESUP        | BUCHANAN   | ADJ    | 10/68                  | JESUP                                 |                    |
| JEWELL       | HAMILTON   | NATL   |                        | JEWELL                                |                    |
| JOHNSTON     | POLK       | CONS   |                        | JOHNSTON                              | DES MOINES WTR WKS |
| JOLLEY       | CALHOUN    | NATL   |                        | JOLLEY                                |                    |
| KALONA       | WASHINGTON | ADJ    | 11/68                  | KALONA                                |                    |
| KAMRAR       | HAMILTON   | NATL   |                        | KAMRAR                                |                    |

COMMUNITIES SERVED FLUORIDATED DRINKING WATER,  
BY COUNTY AND WATER SYSTEM WITHIN STATE (AS OF 12/31/85)

# IOWA

| COMMUNITY     | COUNTY      | STATUS | FLUOR<br>START<br>DATE | SYSTEM SUPPLYING<br>FLUORIDATED WATER | SOURCE SYSTEM             |
|---------------|-------------|--------|------------------------|---------------------------------------|---------------------------|
| KANAWHA       | HANCOCK     | ADJ    | 8/85                   | KANAWHA                               |                           |
| KENT(PART)    | UNION       | CONS   |                        | SO IOWA RWS-HIGHLAND/TING             | CRESTON                   |
| KEOKUK        | LEE         | ADJ    | 4/55                   | KEOKUK                                |                           |
| KEOSAUQUA     | VAN BUREN   | NATL   |                        | KEOSAUQUA                             |                           |
| KEOTA         | KEOKUK      | NATL   |                        | KEOTA                                 |                           |
| KEYSTONE      | BENTON      | NATL   |                        | KEYSTONE                              |                           |
| KLEME         | HANCOCK     | NATL   |                        | KLEME                                 |                           |
| KNOXVILLE     | MARION      | NATL   |                        | KNOXVILLE                             |                           |
| LA PORTE CITY | BLACK HAWK  | NATL   |                        | LA PORTE CITY                         |                           |
| LACONA        | WARREN      | CONS   |                        | LACONA                                | MARION CO RWD             |
| LADORA        | IOWA        | NATL   |                        | LADORA                                |                           |
| LAKE CITY     | CALHOUN     | ADJ    | 5/65                   | LAKE CITY                             |                           |
| LAKE MILLS    | WINNEBAGO   | ADJ    | 2/65                   | LAKE MILLS                            |                           |
| LAKE PARK     | DICKINSON   | ADJ    | 6/85                   | LAKE PARK                             |                           |
| LAKE VIEW     | SAC         | ADJ    | 6/60                   | LAKE VIEW                             |                           |
| LAKESIDE      | BUENA VISTA | CONS   |                        | LAKESIDE                              | STORM LAKE                |
| LAMBS GROVE   | JASPER      | ADJ    | 10/59                  | NEWTON                                |                           |
| LAMONI        | DECATUR     | ADJ    | 7/63                   | LAMONI                                |                           |
| LARCHWOOD     | LYON        | NATL   |                        | LARCHWOOD                             |                           |
| LARRABEE      | CHEROKEE    | CONS   |                        | LARRABEE                              | CHEROKEE RWS MILL CREEK   |
| LAUREL        | MARSHALL    | CONS   |                        | LAUREL                                | CENTRAL IOWA RWA (NEWTON) |
| LAURENS       | POCAHONTAS  | ADJ    | 8/68                   | LAURENS                               |                           |
| LAWLER        | CHICKASAW   | NATL   |                        | LAWLER                                |                           |
| LE CLAIRE     | SCOTT       | ADJ    | 9/80                   | LE CLAIRE                             |                           |

COMMUNITIES SERVED FLUORIDATED DRINKING WATER,  
BY COUNTY AND WATER SYSTEM WITHIN STATE (AS OF 12/31/85)

IOWA

| COMMUNITY    | COUNTY      | STATUS | FLUOR<br>START<br>DATE | SYSTEM SUPPLYING<br>FLUORIDATED WATER | SOURCE SYSTEM |
|--------------|-------------|--------|------------------------|---------------------------------------|---------------|
| LE GRAND     | MARSHALL    | NATL   |                        | LE GRAND                              |               |
| LE MARS      | PLYMOUTH    | NATL   |                        | LE MARS                               |               |
| LEHIGH       | WEBSTER     | NATL   |                        | LEHIGH                                |               |
| LEIGHTON     | MAHASKA     | NATL   |                        | LEIGHTON                              |               |
| LEON         | DECATUR     | NATL   |                        | LEON                                  |               |
| LIBERTYVILLE | JEFFERSON   | CONS   |                        | LIBERTYVILLE                          | FAIRFIELD     |
| LIME SPRINGS | HOWARD      | ADJ    | 11/65                  | LIME SPRINGS                          |               |
| LINCOLN      | TAMA        | NATL   |                        | LINCOLN                               |               |
| LINDEN       | DALLAS      | NATL   |                        | LINDEN                                |               |
| LINEVILLE    | WAYNE       | CONS   |                        | LINEVILLE                             | RATHBUN RWA   |
| LINN GROVE   | BUENA VISTA | NATL   |                        | LINN GROVE                            |               |
| LOCKRIDGE    | JEFFERSON   | CONS   |                        | LOCKRIDGE                             | FAIRFIELD     |
| LOGAN        | HARRISON    | ADJ    | 4/81                   | LOGAN                                 |               |
| LONE TREE    | JOHNSON     | ADJ    | 2/73                   | LONE TREE                             |               |
| LOVILLA      | MONROE      | CONS   |                        | LOVILLA                               | RATHBUN RWA   |
| LUCAS        | LUCAS       | CONS   |                        | LUCAS                                 | RATHBUN RWA   |
| LUTHER       | BOONE       | NATL   |                        | LUTHER                                |               |
| LYNNVILLE    | JASPER      | NATL   |                        | LYNNVILLE                             |               |
| LYTTON       | SAC         | NATL   |                        | LYTTON                                |               |
| MALVERN      | MILLS       | ADJ    | 5/82                   | MALVERN                               |               |
| MANCHESTER   | DELAWARE    | ADJ    | 12/52                  | MANCHESTER                            |               |
| MANILLA      | CRAWFORD    | ADJ    | 12/69                  | MANILLA                               |               |
| MANLY        | WORTH       | ADJ    | 2/81                   | MANLY                                 |               |
| MANNING      | CARROLL     | ADJ    | 9/79                   | MANNING                               |               |



COMMUNITIES SERVED FLUORIDATED DRINKING WATER,  
BY COUNTY AND WATER SYSTEM WITHIN STATE (AS OF 12/31/85)

# IOWA

| COMMUNITY      | COUNTY        | STATUS | FLUOR<br>START<br>DATE | SYSTEM SUPPLYING<br>FLUORIDATED WATER | SOURCE SYSTEM             |
|----------------|---------------|--------|------------------------|---------------------------------------|---------------------------|
| MANSON         | CALHOUN       | NATL   |                        | MANSON                                |                           |
| MAQUOKETA      | JACKSON       | ADJ    | 7/79                   | MAQUOKETA                             |                           |
| MARATHON       | BUENA VISTA   | ADJ    | 11/69                  | MARATHON                              |                           |
| MARCUS         | CHEROKEE      | NATL   |                        | MARCUS                                |                           |
| MARION         | LINN          | ADJ    | 11/63                  | MARION                                |                           |
| MARSHALLTOWN   | MARSHALL      | ADJ    | 12/58                  | MARSHALLTOWN                          |                           |
| MARYSVILLE     | MARION        | ADJ    | 5/79                   | RATHBUN RWA                           |                           |
| MAURICE        | STIOUX        | NATL   |                        | MAURICE                               |                           |
| MAYNARD        | FAYETTE       | NATL   |                        | MAYNARD                               |                           |
| MC CALLSBURG   | STORY         | NATL   |                        | MC CALLSBURG                          |                           |
| MCGREGOR       | CLAYTON       | ADJ    | 5/72                   | MCGREGOR                              |                           |
| MECHANICSVILLE | CEDAR         | ADJ    | 7/85                   | MECHANICSVILLE                        |                           |
| MELBOURNE      | MARSHALL      | CONS   |                        | MELBOURNE                             | CENTRAL IOWA RWA (NEWTON) |
| MELCHER        | MARION        | NATL   |                        | MELCHER-DALLAS WTR SUPPLY             |                           |
| MELROSE        | MONROE        | ADJ    | 5/79                   | RATHBUN RWA                           |                           |
| MERIDEN        | CHEROKEE      | CONS   |                        | MERIDEN                               | CHEROKEE RWS MILL CREEK   |
| MESERVEY       | CERRO GORDO   | NATL   |                        | MESERVEY                              |                           |
| MIDDLETOWN     | DES MOINES    | NATL   |                        | MIDDLETOWN                            |                           |
| MILFORD        | DICKINSON     | ADJ    | 9/68                   | MILFORD                               |                           |
| MILLERTON      | WAYNE         | ADJ    | 5/79                   | RATHBUN RWA                           |                           |
| MILO           | WARREN        | NATL   |                        | MILO                                  |                           |
| MILTON         | VAN BUREN     | NATL   |                        | MILTON                                |                           |
| MINBURN        | DALLAS        | CONS   |                        | MINBURN                               | XENIA RWS                 |
| MINDEN         | POTTAWATTAMIE | ADJ    | 12/84                  | MINDEN                                |                           |

COMMUNITIES SERVED FLUORIDATED DRINKING WATER,  
BY COUNTY AND WATER SYSTEM WITHIN STATE (AS OF 12/31/85)

# IOWA

| COMMUNITY       | COUNTY       | STATUS | FLUOR<br>START<br>DATE | SYSTEM SUPPLYING<br>FLUORIDATED WATER | SOURCE SYSTEM             |
|-----------------|--------------|--------|------------------------|---------------------------------------|---------------------------|
| MINGO           | JASPER       | CONS   |                        | MINGO                                 | CENTRAL IOWA RWA (NEWTON) |
| MISSOURI VALLEY | HARRISON     | ADJ    | 4/82                   | MISSOURI VALLEY                       |                           |
| MITCHELLVILLE   | POLK         | ADJ    | 5/77                   | MITCHELLVILLE                         |                           |
| MODALE          | HARRISON     | ADJ    | 1/84                   | MODALE                                |                           |
| MONONA          | CLAYTON      | ADJ    | 1/70                   | MONONA                                |                           |
| MONTEZUMA       | POWESHIEK    | ADJ    | 12/80                  | MONTEZUMA                             |                           |
| MONTICELLO      | JONES        | ADJ    | 12/63                  | MONTICELLO                            |                           |
| MOORLAND        | WEBSTER      | NATL   |                        | MOORLAND                              |                           |
| MORAVIA         | APPANOOSE    | CONS   |                        | MORAVIA                               | RATHBUN RWA               |
| MORNING SUN     | LOUISA       | NATL   |                        | MORNING SUN                           |                           |
| MOULTON         | APPANOOSE    | CONS   |                        | MOULTON                               | RATHBUN RWA               |
| MOUNT PLEASANT  | HENRY        | NATL   |                        | MOUNT PLEASANT                        |                           |
| MOUNT VERNON    | LINN         | ADJ    | 12/70                  | MOUNT VERNON                          |                           |
| MT AUBURN       | BENTON       | ADJ    | 3/83                   | MT AUBURN                             |                           |
| MT AYR          | RINGGOLD     | ADJ    | 10/82                  | MT AYR                                |                           |
| MURRAY          | CLARKE       | NATL   |                        | MURRAY                                |                           |
| MUSCATINE       | MUSCATINE    | ADJ    | 5/66                   | MUSCATINE                             |                           |
| MYSTIC          | APPANOOSE    | CONS   |                        | MYSTIC                                | RATHBUN RWA               |
| NEOLA           | POTTAWATAMIE | ADJ    | 7/85                   | NEOLA                                 |                           |
| NEVADA          | STORY        | NATL   |                        | NEVADA                                |                           |
| NEW HARTFORD    | BUTLER       | NATL   |                        | NEW HARTFORD                          |                           |
| NEW LONDON      | HENRY        | NATL   |                        | NEW LONDON                            |                           |
| NEW MARKET      | TAYLOR       | CONS   |                        | NEW MARKET                            | PAGE I RW ASSN            |
| NEW PROVIDENCE  | HARDIN       | NATL   |                        | NEW PROVIDENCE                        |                           |

COMMUNITIES SERVED FLUORIDATED DRINKING WATER,  
BY COUNTY AND WATER SYSTEM WITHIN STATE (AS OF 12/31/85)

# IOWA

| COMMUNITY     | COUNTY        | STATUS | FLUOR<br>START<br>DATE | SYSTEM SUPPLYING<br>FLUORIDATED WATER | SOURCE SYSTEM        |
|---------------|---------------|--------|------------------------|---------------------------------------|----------------------|
| NEW SHARON    | MAHASKA       | ADJ    | 10/70                  | NEW SHARON                            |                      |
| NEW VIRGINIA  | WARREN        | ADJ    | 6/83                   | NEW VIRGINIA                          |                      |
| NEWHALL       | BENTON        | NATL   |                        | NEWHALL                               |                      |
| NEWTON        | JASPER        | ADJ    | 10/59                  | NEWTON                                |                      |
| NORA SPRINGS  | FLOYD         | NATL   |                        | NORA SPRINGS                          |                      |
| NORTH ENGLISH | IOWA          | NATL   |                        | NORTH ENGLISH                         |                      |
| NORTH LIBERTY | JOHNSON       | ADJ    | 11/59                  | NORTH LIBERTY                         |                      |
| NORTHBORO     | PAGE          | CONS   |                        | PAGE I RW ASSN                        | CLARINDA             |
| NORTHWOOD     | WORTH         | ADJ    | 6/66                   | NORTHWOOD                             |                      |
| NORWALK       | WARREN        | CONS   |                        | NORWALK                               | DES MOINES WTR WKS   |
| NORWAY        | BENTON        | NATL   |                        | NORWAY                                |                      |
| NUMA          | APPANOOSE     | ADJ    | 5/79                   | RATHBUN RWA                           |                      |
| OAKLAND       | POTTAWATTAMIE | NATL   |                        | OAKLAND                               |                      |
| OAKLAND ACRES | JASPER        | CONS   |                        | CENTRAL IOWA RWA (NEWTON)             | NEWTON               |
| ODEBOLT       | SAC           | NATL   |                        | ODEBOLT                               |                      |
| OELWEIN       | FAYETTE       | NATL   |                        | OELWEIN                               |                      |
| OKOBOJI       | DICKINSON     | CONS   |                        | OKOBOJI                               | CENTRAL WATER SYSTEM |
| OLDS          | HENRY         | NATL   |                        | OLDS                                  |                      |
| ONAWA         | MONOKA        | ADJ    | 5/82                   | ONAWA                                 |                      |
| ORANGE CITY   | SIOUX         | ADJ    | 12/73                  | ORANGE CITY                           |                      |
| ORCHARD       | MITCHELL      | NATL   |                        | ORCHARD                               |                      |
| ORIENT        | ADAIR         | ADJ    | 11/84                  | ORIENT                                |                      |
| ORLEANS       | DICKINSON     | ADJ    | 8/68                   | SPIRIT LAKE                           |                      |
| OSAGE         | MITCHELL      | ADJ    | 2/69                   | OSAGE                                 |                      |

COMMUNITIES SERVED FLUORIDATED DRINKING WATER,  
BY COUNTY AND WATER SYSTEM WITHIN STATE (AS OF 12/31/85)

IOWA

| COMMUNITY        | COUNTY      | STATUS | FLUOR<br>START<br>DATE | SYSTEM SUPPLYING<br>FLUORIDATED WATER | SOURCE SYSTEM      |
|------------------|-------------|--------|------------------------|---------------------------------------|--------------------|
| OSCEOLA          | CLARKE      | ADJ    | 5/71                   | OSCEOLA                               |                    |
| OSKALOOSA        | MAHASKA     | ADJ    | 2/65                   | OSKALOOSA                             |                    |
| OIHO             | WEBSTER     | NATL   |                        | OIHO                                  |                    |
| OTTOSEN          | HUMBOLDT    | NATL   |                        | OTTOSEN                               |                    |
| OTTUMWA          | WAPELLO     | ADJ    | 1/58                   | OTTUMWA                               |                    |
| PACIFIC JUNCTION | MILLS       | CONS   |                        | PACIFIC JUNCTION                      | GLENWOOD           |
| PARKERSBURG      | BUTLER      | NATL   |                        | PARKERSBURG                           |                    |
| PAULLINA         | O'BRIEN     | ADJ    | 11/69                  | PAULLINA                              |                    |
| PELLA            | MARION      | ADJ    | 11/59                  | PELLA                                 |                    |
| PERRY            | DALLAS      | ADJ    | 6/53                   | PERRY                                 |                    |
| PERSIA           | HARRISON    | CONS   |                        | PERSIA                                | SHELBY COUNTY RW   |
| PLANO            | APPANOOSE   | ADJ    | 5/79                   | RATHBUN RWA                           |                    |
| PLEASANT HILL    | POLK        | CONS   |                        | PLEASANT HILL                         | DES MOINES WTR WKS |
| PLEASANTVILLE    | MARTON      | NATL   |                        | PLEASANTVILLE                         |                    |
| PLYMOUTH         | CERRO GORDO | ADJ    | 7/84                   | PLYMOUTH                              |                    |
| POCAHONTAS       | POCAHONTAS  | ADJ    | 2/81                   | POCAHONTAS                            |                    |
| POLK CITY        | POLK        | ADJ    | 4/83                   | POLK CITY                             |                    |
| PORTSMOUTH       | SHELBY      | CONS   |                        | PORTSMOUTH                            | SHELBY COUNTY RW   |
| POSTVILLE        | ALLAMAKEE   | ADJ    | 11/65                  | POSTVILLE                             |                    |
| PRAIRIE CITY     | JASPER      | ADJ    | 8/79                   | PRAIRIE CITY                          |                    |
| PRESCOTT         | ADAMS       | ADJ    | 3/84                   | PRESCOTT                              |                    |
| PRESTON          | JACKSON     | ADJ    | 2/82                   | PRESTON                               |                    |
| PROMISE CITY     | WAYNE       | ADJ    | 5/79                   | RATHBUN RWA                           |                    |
| PULASKI          | DAVIS       | CONS   |                        | PULASKI                               | RATHBUN RWA        |

COMMUNITIES SERVED FLUORIDATED DRINKING WATER,  
BY COUNTY AND WATER SYSTEM WITHIN STATE (AS OF 12/31/85)

# IOWA

| COMMUNITY     | COUNTY      | STATUS | FLUOR<br>START<br>DATE | SYSTEM SUPPLYING<br>FLUORIDATED WATER | SOURCE SYSTEM |
|---------------|-------------|--------|------------------------|---------------------------------------|---------------|
| QUIMBY        | CHEROKEE    | ADJ    | 5/72                   | QUIMBY                                |               |
| RANDALL       | HAMILTON    | NATL   |                        | RANDALL                               |               |
| RATHBUN       | APPANOOSE   | ADJ    | 5/79                   | RATHBUN RWA                           |               |
| READLYN       | BREMER      | NATL   |                        | READLYN                               |               |
| RED OAK       | MONTGOMERY  | ADJ    | 3/62                   | RED OAK                               |               |
| REINBECK      | GRUNDY      | NATL   |                        | REINBECK                              |               |
| REMSEN        | PLYMOUTH    | NATL   |                        | REMSEN                                |               |
| RICEVILLE     | HOWARD      | NATL   |                        | RICEVILLE                             |               |
| RICHLAND      | KEOKUK      | NATL   |                        | RICHLAND                              |               |
| RIDGEWAY      | WINNESHIEK  | NATL   |                        | RIDGEWAY                              |               |
| RINARD        | CALHOUN     | NATL   |                        | RINARD                                |               |
| RINGSTED      | EMMET       | ADJ    | 10/82                  | RINGSTED                              |               |
| RIVERDALE     | SCOTT       | ADJ    | 1/69                   | IOWA-AMERICAN WTR CO-DAVENPORT        |               |
| RIVERSIDE     | WASHINGTON  | ADJ    | 1/75                   | RIVERSIDE                             |               |
| ROCK RAPIDS   | LYON        | ADJ    | 2/80                   | ROCK RAPIDS                           |               |
| ROCKFORD      | FLOYD       | ADJ    | 12/85                  | ROCKFORD                              |               |
| ROCKWELL      | CERRO GORDO | NATL   |                        | ROCKWELL                              |               |
| ROCKWELL CITY | CALHOUN     | NATL   |                        | ROCKWELL CITY                         |               |
| RODMAN        | PALO ALTO   | NATL   |                        | RODMAN                                |               |
| ROLAND        | STORY       | NATL   |                        | ROLAND                                |               |
| ROME          | HENRY       | CONS   |                        | ROME                                  | FAIRFIELD     |
| ROSSIE        | CLAY        | ADJ    | 3/85                   | CLAY CO RWD                           |               |
| RUNNELLS      | POLK        | NATL   |                        | RUNNELLS                              |               |
| RUSSELL       | LUCAS       | NATL   |                        | RUSSELL                               |               |

COMMUNITIES SERVED FLUORIDATED DRINKING WATER,  
BY COUNTY AND WATER SYSTEM WITHIN STATE (AS OF 12/31/85)

IOWA

| COMMUNITY      | COUNTY    | STATUS | FLUOR<br>START<br>DATE | SYSTEM SUPPLYING<br>FLUORIDATED WATER | SOURCE SYSTEM |
|----------------|-----------|--------|------------------------|---------------------------------------|---------------|
| RUTHVEN        | PALO ALTO | ADJ    | 1/68                   | RUTHVEN                               |               |
| RYAN           | DELAWARE  | ADJ    | 8/84                   | RYAN                                  |               |
| SAC CITY       | SAC       | ADJ    | 3/79                   | SAC CITY                              |               |
| SALEM          | HENRY     | NATL   |                        | SALEM                                 |               |
| SANBORN        | O'BRIEN   | ADJ    | 9/68                   | SANBORN                               |               |
| SCHALLER       | SAC       | ADJ    | 9/82                   | SCHALLER                              |               |
| SERGEANT BLUFF | WOODBURY  | NATL   |                        | SERGEANT BLUFF                        |               |
| SEYMOUR        | WAYNE     | CONS   |                        | SEYMOUR                               | RATHBUN RWA   |
| SHANNON CITY   | UNION     | CONS   |                        | SO IOWA RWS-HIGHLAND/TING             | CRESTON       |
| SHEFFIELD      | FRANKLIN  | NATL   |                        | SHEFFIELD                             |               |
| SHELDON        | O'BRIEN   | ADJ    | 9/73                   | SHELDON                               |               |
| SHELLSBURG     | BENTON    | NATL   |                        | SHELLSBURG                            |               |
| SHENANDOAH     | PAGE      | ADJ    | 8/62                   | SHENANDOAH                            |               |
| SIBLEY         | OSCEOLA   | ADJ    | 2/81                   | SIBLEY                                |               |
| SIGOURNEY      | KEOKUK    | ADJ    | 4/80                   | SIGOURNEY                             |               |
| SIOUX CENTER   | SIOUX     | ADJ    | 10/61                  | SIOUX CENTER                          |               |
| SIOUX CITY     | WOODBURY  | ADJ    | 5/73                   | SIOUX CITY                            |               |
| SLATER         | STORY     | ADJ    | 12/80                  | SLATER                                |               |
| SOMERS         | CALHOUN   | NATL   |                        | SOMERS                                |               |
| SPENCER        | CLAY      | ADJ    | 8/64                   | SPENCER                               |               |
| SPIRIT LAKE    | DICKINSON | ADJ    | 8/68                   | SPIRIT LAKE                           |               |
| SPRINGBROOK    | JACKSON   | NATL   |                        | SPRINGBROOK                           |               |
| ST ANSGAR      | MITCHELL  | ADJ    | 10/57                  | ST ANSGAR                             |               |
| ST PAUL        | LEE       | NATL   |                        | ST PAUL                               |               |

COMMUNITIES SERVED FLUORIDATED DRINKING WATER,  
BY COUNTY AND WATER SYSTEM WITHIN STATE (AS OF 12/31/85)

# IOWA

| COMMUNITY    | COUNTY      | STATUS | FLUOR<br>START<br>DATE | SYSTEM SUPPLYING<br>FLUORIDATED WATER | SOURCE SYSTEM        |
|--------------|-------------|--------|------------------------|---------------------------------------|----------------------|
| ST. ANTHONY  | MARSHALL    | NATL   |                        | ST ANTHONY                            |                      |
| STACYVILLE   | MITCHELL    | ADJ    | 8/75                   | STACYVILLE                            |                      |
| STANHOPE     | HAMILTON    | NATL   |                        | STANHOPE                              |                      |
| STANTON      | MONTCOMERY  | ADJ    | 8/73                   | STANTON                               |                      |
| STANWOOD     | CEDAR       | ADJ    | 10/68                  | STANWOOD                              |                      |
| STATE CENTER | MARSHALL    | NATL   |                        | STATE CENTER                          |                      |
| STOCKPORT    | VAN BUREN   | NATL   |                        | STOCKPORT                             |                      |
| STORM LAKE   | BUENA VISTA | ADJ    | 1/67                   | STORM LAKE                            |                      |
| STORY CITY   | STORY       | NATL   |                        | STORY CITY                            |                      |
| STRATFORD    | WEBSTER     | NATL   |                        | STRATFORD                             |                      |
| SULLY        | JASPER      | NATL   |                        | SULLY                                 |                      |
| SUMNER       | BREMER      | NATL   |                        | SUMNER                                |                      |
| SUTHERLAND   | O'BRIEN     | ADJ    | 8/83                   | SUTHERLAND                            |                      |
| SWALEDALE    | CERRO GORDO | NATL   |                        | SWALEDALE                             |                      |
| SWEA CITY    | KOSSUTH     | ADJ    | 6/85                   | SWEA CITY                             |                      |
| TEMPLETON    | CARROLL     | CONS   |                        | TEMPLETON                             | WEST CENTRAL RW NISH |
| TENNANT      | SHELBY      | CONS   |                        | TENNANT                               | SHELBY COUNTY RW     |
| TERRILL      | DICKINSON   | ADJ    | 7/84                   | TERRILL                               |                      |
| THOMPSON     | WINNEBAGO   | ADJ    | 2/83                   | THOMPSON                              |                      |
| THORNTON     | CERRO GORDO | NATL   |                        | THORNTON                              |                      |
| TIFFIN       | JOHNSON     | ADJ    | 5/79                   | TIFFIN                                |                      |
| TINGLEY      | RINGGOLD    | CONS   |                        | SO IOWA RWS-HIGHLAND/TING             | CRESTON              |
| TIPTON       | CEDAR       | ADJ    | 7/62                   | TIPTON                                |                      |
| TITONKA      | KOSSUTH     | NATL   |                        | TITONKA                               |                      |

COMMUNITIES SERVED FLUORIDATED DRINKING WATER,  
BY COUNTY AND WATER SYSTEM WITHIN STATE (AS OF 12/31/85)

# IOWA

| COMMUNITY          | COUNTY        | STATUS | FLUOR<br>START<br>DATE | SYSTEM SUPPLYING<br>FLUORIDATED WATER | SOURCE SYSTEM      |
|--------------------|---------------|--------|------------------------|---------------------------------------|--------------------|
| TOLEDO             | TAMA          | NATL   |                        | TOLEDO                                |                    |
| TRAER              | TAMA          | NATL   |                        | TRAER                                 |                    |
| TREYNOR            | POTTAWATTAMIE | ADJ    | 11/85                  | TREYNOR                               |                    |
| TRIPOLI            | BREMER        | ADJ    | 11/80                  | TRIPOLI                               |                    |
| UDELL              | APPANOOSE     | ADJ    | 5/79                   | RATHBUN RWA                           |                    |
| UNIONVILLE         | APPANOOSE     | ADJ    | 5/79                   | RATHBUN RWA                           |                    |
| UNIVERSITY HEIGHTS | JOHNSON       | ADJ    | 8/53                   | IOWA CITY                             |                    |
| UNIVERSITY PARK    | MAHASKA       | ADJ    | 2/65                   | OSKALOOSA                             |                    |
| URBANA             | BENTON        | NATL   |                        | URBANA                                |                    |
| URBANDALE          | POLK          | CONS   |                        | URBANDALE                             | DES MOINES WTR WKS |
| VALERIA            | JASPER        | CONS   |                        | CENTRAL IOWA RWA (NEWTON)             | NEWTON             |
| VAN HORNE          | BENTON        | NATL   |                        | VAN HORNE                             |                    |
| VAN METER          | DALLAS        | ADJ    | 9/82                   | VAN METER                             |                    |
| VARINA             | POCAHONTAS    | ADJ    | 1/85                   | VARINA                                |                    |
| VICTOR             | IOWA          | ADJ    | 9/68                   | VICTOR                                |                    |
| VILLISCA           | MONTGOMERY    | ADJ    | 11/63                  | VILLISCA                              |                    |
| VINCENT            | WEBSTER       | NATL   |                        | VINCENT                               |                    |
| VINTON             | BENTON        | ADJ    | 6/74                   | VINTON                                |                    |
| VOLGA CITY         | CLAYTON       | NATL   |                        | VOLGA CITY                            |                    |
| WALL LAKE          | SAC           | ADJ    | 6/78                   | WALL LAKE                             |                    |
| WALNUT             | POTTAWATTAMIE | NATL   |                        | WALNUT                                |                    |
| WASHINGTON         | WASHINGTON    | NATL   |                        | WASHINGTON                            |                    |
| WASHTA             | CHEROKEE      | NATL   |                        | WASHTA                                |                    |
| WATERLOO           | BLACK HAWK    | ADJ    | 12/66                  | WATERLOO                              |                    |



COMMUNITIES SERVED FLUORIDATED DRINKING WATER,  
BY COUNTY AND WATER SYSTEM WITHIN STATE (AS OF 12/31/85)

IOWA

| COMMUNITY       | COUNTY     | STATUS | FLUOR<br>START<br>DATE | SYSTEM SUPPLYING<br>FLUORIDATED WATER | SOURCE SYSTEM    |
|-----------------|------------|--------|------------------------|---------------------------------------|------------------|
| WAUCOMA         | FAYETTE    | NATL   |                        | WAUCOMA                               |                  |
| WAUKEE          | DALLAS     | NATL   |                        | WAUKEE                                |                  |
| WALKON          | ALLAMAKEE  | ADJ    | 10/51                  | WALKON                                |                  |
| WAVERLY         | BREMER     | NATL   |                        | WAVERLY                               |                  |
| WAYLAND         | HENRY      | NATL   |                        | WAYLAND                               |                  |
| WEBB            | CLAY       | NATL   |                        | WEBB                                  |                  |
| WEBSTER CITY    | HAMILTON   | NATL   |                        | WEBSTER CITY                          |                  |
| WELLMAN         | WASHINGTON | NATL   |                        | WELLMAN                               |                  |
| WELLSBURG       | GRUNDY     | NATL   |                        | WELLSBURG                             |                  |
| WESLEY          | KOSSUTH    | NATL   |                        | WESLEY                                |                  |
| WEST BEND       | KOSSUTH    | NATL   |                        | WEST BEND                             |                  |
| WEST BRANCH     | CEDAR      | ADJ    | 1/70                   | WEST BRANCH                           |                  |
| WEST BURLINGTON | DES MOINES | NATL   |                        | WEST BURLINGTON                       |                  |
| WEST DES MOINES | POLK       | NATL   |                        | WEST DES MOINES                       |                  |
| WEST LIBERTY    | MUSCATINE  | NATL   |                        | WEST LIBERTY                          |                  |
| WEST OKOBOJI    | DICKINSON  | CONS   |                        | WEST OKOBOJI                          | MILFORD          |
| WEST POINT      | LEE        | NATL   |                        | WEST POINT                            |                  |
| WESTPHALIA      | SHELBY     | CONS   |                        | WESTPHALIA                            | SHELBY COUNTY RW |
| WHAT CHEER      | KEOKUK     | NATL   |                        | WHAT CHEER                            |                  |
| WHEATLAND       | CLINTON    | NATL   |                        | WHEATLAND                             |                  |
| WHITTEMORE      | KOSSUTH    | ADJ    | 5/70                   | WHITTEMORE                            |                  |
| WILLIAMS        | HAMILTON   | NATL   |                        | WILLIAMS                              |                  |
| WILLIAMSBURG    | IOWA       | NATL   |                        | WILLIAMSBURG                          |                  |
| WILLIAMSON      | LUCAS      | ADJ    | 5/79                   | RATHBUN RWA                           |                  |

COMMUNITIES SERVED FLUORIDATED DRINKING WATER,  
 BY COUNTY AND WATER SYSTEM WITHIN STATE (AS OF 12/31/85)

IOWA

| COMMUNITY       | COUNTY    | STATUS | FLUOR<br>START<br>DATE | SYSTEM SUPPLYING<br>FLUORIDATED WATER | SOURCE SYSTEM      |
|-----------------|-----------|--------|------------------------|---------------------------------------|--------------------|
| WILTON          | MUSCATINE | ADJ    | 1/71                   | WILTON                                |                    |
| WINDSOR HEIGHTS | POLK      | CONS   |                        | WINDSOR HEIGHTS                       | DES MOINES WTR WKS |
| WINFIELD        | HENRY     | NATL   |                        | WINFIELD                              |                    |
| WINTERSET       | MADISON   | ADJ    | 1/64                   | WINTERSET                             |                    |
| WINTHROP        | BUCHANAN  | ADJ    | 7/68                   | WINTHROP                              |                    |
| WOODBINE        | HARRISON  | ADJ    | 7/82                   | WOODBINE                              |                    |
| WOODWARD        | DALLAS    | ADJ    | 7/70                   | WOODWARD                              |                    |
| WORTHINGTON     | DUBUQUE   | NATL   |                        | WORTHINGTON                           |                    |
| YORKTOWN        | PAGE      | CONS   |                        | PAGE I RW ASSN                        | CLARINDA           |

COMMUNITIES SERVED FLUORIDATED DRINKING WATER,  
BY COUNTY AND WATER SYSTEM WITHIN STATE (AS OF 12/31/80)

# KANSAS

| COMMUNITY             | COUNTY    | STATUS | FLUOR<br>START<br>DATE | SYSTEM SUPPLYING<br>FLUORIDATED WATER | SOURCE SYSTEM |
|-----------------------|-----------|--------|------------------------|---------------------------------------|---------------|
| ALLEN CO RWD 2        | ALLEN     | ADJ    |                        | IOLA                                  |               |
| ALLEN CO RWD 3        | ALLEN     | ADJ    |                        | IOLA                                  |               |
| ALLEN CO RWD 4        | ALLEN     | ADJ    |                        | IOLA                                  |               |
| ALLEN CO RWD 6        | ALLEN     | ADJ    |                        | IOLA                                  |               |
| ALLEN CO RWD 7        | ALLEN     | ADJ    |                        | IOLA                                  |               |
| ALLEN CO RWD 8        | ALLEN     | ADJ    |                        | IOLA                                  |               |
| ANDERSON CO RWD 1     | ANDERSON  | ADJ    |                        | GARNETT                               |               |
| ANDERSON CO RWD 5     | ANDERSON  | ADJ    |                        | IOLA                                  |               |
| ARCADIA               | CRAWFORD  | NATL   |                        | ARCADIA                               |               |
| ARKANSAS CITY         | COWLEY    | ADJ    | 4/53                   | ARKANSAS CITY                         |               |
| ARMA                  | CRAWFORD  | NATL   |                        | ARMA                                  |               |
| ASHLAND               | CLARK     | ADJ    | 9/65                   | ASHLAND                               |               |
| ATCHISON              | ATCHISON  | ADJ    | 7/69                   | ATCHISON                              |               |
| ATCHISON CO RWD 1     | ATCHISON  | ADJ    |                        | ATCHISON                              |               |
| ATCHISON CO RWD 2     | ATCHISON  | ADJ    |                        | ATCHISON                              |               |
| ATCHISON CO RWD 3     | ATCHISON  | ADJ    |                        | ATCHISON                              |               |
| ATCHISON CO RWD 5     | ATCHISON  | ADJ    |                        | ATCHISON                              |               |
| ATCHISON CO RWD 6     | ATCHISON  | ADJ    |                        | ATCHISON                              |               |
| ATWOOD                | RAWLINS   | NATL   |                        | ATWOOD                                |               |
| BALDWIN               | DOUGLAS   | ADJ    |                        | LAWRENCE                              |               |
| BIRD CITY             | CHEYENNE  | NATL   |                        | BIRD CITY                             |               |
| BONNER SPRINGS        | WYANDOTTE | ADJ    | 12/59                  | BONNER SPRINGS                        |               |
| BOURBON CO RWD 1      | BOURBON   | ADJ    |                        | FT SCOTT                              |               |
| BOURBON CO RWD 1 CONS | BOURBON   | ADJ    |                        | FT SCOTT                              |               |

COMMUNITIES SERVED FLUORIDATED DRINKING WATER,  
 BY COUNTY AND WATER SYSTEM WITHIN STATE (AS OF 12/31/80)

**KANSAS**

| COMMUNITY             | COUNTY     | STATUS | FLUOR<br>START<br>DATE | SYSTEM SUPPLYING<br>FLUORIDATED WATER | SOURCE SYSTEM |
|-----------------------|------------|--------|------------------------|---------------------------------------|---------------|
| BREWSTER              | THOMAS     | NATL   |                        | BREWSTER                              |               |
| BURDETT               | PAWNEE     | NATL   |                        | BURDETT                               |               |
| BURLINGTON            | COFFEY     | ADJ    | 6/59                   | BURLINGTON                            |               |
| BURNS                 | MARION     | NATL   |                        | BURNS                                 |               |
| BUTLER CO RWD 1       | BUTLER     | ADJ    |                        | EL DORADO                             |               |
| BUTLER CO RWD 2       | BUTLER     | ADJ    |                        | EL DORADO                             |               |
| BUTLER CO RWD 3       | BUTLER     | ADJ    |                        | EL DORADO                             |               |
| BUTLER CO RWD 5       | BUTLER     | ADJ    |                        | EL DORADO                             |               |
| BUTLER CO RWD 6       | BUTLER     | ADJ    |                        | EL DORADO                             |               |
| BUTLER CO RWD 7       | BUTLER     | ADJ    |                        | EL DORADO                             |               |
| CAPALDO               |            | NATL   |                        | CAPALDO                               |               |
| CHANUTE               | NEOSHO     | ADJ    | 9/56                   | CHANUTE                               |               |
| CHEROKEE              | CRAWFORD   | NATL   |                        | CHEROKEE                              |               |
| CHEROKEE CO RWD 1     | CHEROKEE   | NATL   |                        | CHEROKEE CO RWD 1                     |               |
| CHICOPEE WD           | CRAWFORD   | ADJ    |                        | PITTSBURG                             |               |
| CIRCLEVILLE           | JACKSON    | NATL   |                        | CIRCLEVILLE                           |               |
| CK WATER CORP         | MONTGOMERY | ADJ    |                        | COFFEYVILLE                           |               |
| COFFEY CO RWD 2       | COFFEY     | ADJ    |                        | EMPORIA                               |               |
| COFFEY CO RWD 2(PART) | COFFEY     | ADJ    |                        | BURLINGTON                            |               |
| COFFEY CO RWD 3       | COFFEY     | ADJ    |                        | BURLINGTON                            |               |
| COFFEYVILLE           | MONTGOMERY | ADJ    | 10/52                  | COFFEYVILLE                           |               |
| COLBY                 | THOMAS     | NATL   |                        | COLBY                                 |               |
| COLUMBUS              | CHEROKEE   | NATL   |                        | COLUMBUS                              |               |
| COOLIDGE              | HAMILTON   | NATL   |                        | COOLIDGE                              |               |

COMMUNITIES SERVED FLUORIDATED DRINKING WATER,  
BY COUNTY AND WATER SYSTEM WITHIN STATE (AS OF 12/31/80)

# KANSAS

| COMMUNITY         | COUNTY     | STATUS | FLUOR<br>START<br>DATE | SYSTEM SUPPLYING<br>FLUORIDATED WATER | SOURCE SYSTEM |
|-------------------|------------|--------|------------------------|---------------------------------------|---------------|
| COUNCIL GROVE     | MORRIS     | ADJ    | 7/58                   | COUNCIL GROVE                         |               |
| COUNTRYSIDE       | JOHNSON    | ADJ    |                        | JOHNSON WD 1                          |               |
| CRAWFORD CO RWD 2 | CRAWFORD   | NATL   |                        | CRAWFORD CO RWD 2                     |               |
| CRAWFORD CO RWD 3 | CRAWFORD   | NATL   |                        | CRAWFORD CO RWD 3                     |               |
| CRAWFORD CO RWD 4 | CRAWFORD   | NATL   |                        | CRAWFORD CO RWD 4                     |               |
| DAMAR             | ROOKS      | NATL   |                        | DAMAR                                 |               |
| DEARING           | MONTGOMERY | ADJ    |                        | COFFEYVILLE                           |               |
| DEERFIELD         | KEARNY     | NATL   |                        | DEERFIELD                             |               |
| DERBY             | SEDGWICK   | NATL   |                        | DERBY                                 |               |
| DIGHTON           | LANE       | NATL   |                        | DIGHTON                               |               |
| DODGE CITY        | FORD       | NATL   |                        | DODGE CITY                            |               |
| DOUGLAS CO RWD 4  | DOUGLAS    | ADJ    |                        | LAWRENCE                              |               |
| DOUGLAS CO RWD 5  | DOUGLAS    | ADJ    |                        | LAWRENCE                              |               |
| DOUGLAS CO RWD 6  | DOUGLAS    | ADJ    |                        | LAWRENCE                              |               |
| DOUGLASS          | BUTLER     | ADJ    |                        | EL DORADO                             |               |
| EDWARDSVILLE      | WYANDOTTE  | ADJ    |                        | KANSAS CITY                           |               |
| EL DORADO         | BUTLER     | ADJ    | 9/52                   | EL DORADO                             |               |
| ELLINWOOD         | BARTON     | NATL   |                        | ELLINWOOD                             |               |
| ELLSWORTH         | ELLSWORTH  | ADJ    | 2/66                   | ELLSWORTH                             |               |
| EMPORIA           | LYON       | ADJ    | 9/59                   | EMPORIA                               |               |
| EUREKA            | GREENWOOD  | ADJ    | 5/58                   | EUREKA                                |               |
| FAIRWAY           | JOHNSON    | ADJ    |                        | JOHNSON WD 1                          |               |
| FOWLER            | MEADE      | NATL   |                        | FOWLER                                |               |
| FRANKLIN CO RWD 1 | FRANKLIN   | ADJ    |                        | OTTAWA                                |               |

COMMUNITIES SERVED FLUORIDATED DRINKING WATER,  
BY COUNTY AND WATER SYSTEM WITHIN STATE (AS OF 12/31/80)

# KANSAS

| COMMUNITY                | COUNTY      | STATUS | FLUOR<br>START<br>DATE | SYSTEM SUPPLYING<br>FLUORIDATED WATER | SOURCE SYSTEM |
|--------------------------|-------------|--------|------------------------|---------------------------------------|---------------|
| FRANKLIN CO RWD 2        | FRANKLIN    | ADJ    |                        | OTTAWA                                |               |
| FRANKLIN CO RWD 4 (PART) | FRANKLIN    | ADJ    |                        | OTTAWA                                |               |
| FREDONIA                 | WILSON      | ADJ    | 6/54                   | FREDONIA                              |               |
| FT LEAVENWORTH           | LEAVENWORTH | ADJ    | 2/56                   | FT LEAVENWORTH                        |               |
| FT LEAVENWORTH           | WILSON      | ADJ    | 2/56                   | FREDONIA                              |               |
| FT RILEY                 | RILEY       | ADJ    | 8/64                   | FT RILEY                              |               |
| FT SCOTT                 | BOURBON     | ADJ    | 6/52                   | FT SCOTT                              |               |
| GARDEN CITY              | FINNEY      | NATL   |                        | GARDEN CITY                           |               |
| GARDNER                  | JOHNSON     | ADJ    | 12/66                  | GARDNER                               |               |
| GARNETT                  | ANDERSON    | ADJ    | 6/52                   | GARNETT                               |               |
| GAS CITY                 | ALLEN       | ADJ    |                        | IOLA                                  |               |
| GEARY RWD 1              | GEARY       | ADJ    |                        | JUNCTION CITY                         |               |
| GIRARD                   | CRAWFORD    | NATL   |                        | GIRARD                                |               |
| GOODLAND                 | SHERMAN     | NATL   |                        | GOODLAND                              |               |
| GRAINFIELD               | GOVE        | NATL   |                        | GRAINFIELD                            |               |
| GREAT BEND               | BARTON      | NATL   |                        | GREAT BEND                            |               |
| GREENWOOD CO RWD 1       | GREENWOOD   | ADJ    |                        | EUREKA                                |               |
| GREENWOOD CO RWD 2       | GREENWOOD   | ADJ    |                        | EUREKA                                |               |
| GRINNELL                 | GOVE        | NATL   |                        | GRINNELL                              |               |
| HANSTON                  | HODGEMAN    | NATL   |                        | HANSTON                               |               |
| HAYS                     | ELLIS       | ADJ    | 8/52                   | HAYS                                  |               |
| HERINGTON                | DICKINSON   | ADJ    | 7/61                   | HERINGTON                             |               |
| HERNDON                  | RAWLINS     | NATL   |                        | HERNDON                               |               |
| HILL CITY                | GRAHAM      | NATL   |                        | HILL CITY                             |               |

COMMUNITIES SERVED FLUORIDATED DRINKING WATER,  
BY COUNTY AND WATER SYSTEM WITHIN STATE (AS OF 12/31/80)

# KANSAS

| COMMUNITY         | COUNTY     | STATUS | FLUOR<br>START<br>DATE | SYSTEM SUPPLYING<br>FLUORIDATED WATER | SOURCE SYSTEM |
|-------------------|------------|--------|------------------------|---------------------------------------|---------------|
| HILLSBORO         | MARION     | NATL   |                        | HILLSBORO                             |               |
| HOLCOMB           | FINNEY     | NATL   |                        | HOLCOMB                               |               |
| HOXIE             | SHERIDAN   | NATL   |                        | HOXIE                                 |               |
| HOYT              | JACKSON    | ADJ    |                        | TOPEKA                                |               |
| INDEPENDENCE      | MONTGOMERY | ADJ    | 8/55                   | INDEPENDENCE                          |               |
| IOLA              | ALLEN      | ADJ    | 12/52                  | IOLA                                  |               |
| JACKSON CO RWD 1  | JACKSON    | ADJ    |                        | TOPEKA                                |               |
| JOHNSON           | STANTON    | NATL   |                        | JOHNSON                               |               |
| JOHNSON CO RWD 1  | JOHNSON    | ADJ    |                        | OLATHE                                |               |
| JOHNSON CO RWD 3  | JOHNSON    | ADJ    |                        | BONNER SPRINGS                        |               |
| JOHNSON CO RWD 3  | JOHNSON    | ADJ    |                        | OLATHE                                |               |
| JOHNSON CO RWD 5  | JOHNSON    | ADJ    |                        | OLATHE                                |               |
| JOHNSON CO RWD 7  | JOHNSON    | ADJ    |                        | OLATHE                                |               |
| JOHNSON WD 1      | JOHNSON    | ADJ    | 2/66                   | JOHNSON WD 1                          |               |
| JUNCTION CITY     | GEARY      | ADJ    | 1/52                   | JUNCTION CITY                         |               |
| KANORADO          | SHERMAN    | NATL   |                        | KANORADO                              |               |
| KANSAS CITY       | WYANDOTTE  | ADJ    | 7/64                   | KANSAS CITY                           |               |
| KANSAS STATE UNIV | RILEY      | ADJ    |                        | MANHATTAN                             |               |
| KINCAID           | ANDERSON   | ADJ    |                        | IOLA                                  |               |
| KISMET            | SEWARD     | NATL   |                        | KISMET                                |               |
| LABETTE CO RWD 2  | LABETTE    | ADJ    |                        | PARSONS                               |               |
| LABETTE CO RWD 5  | LABETTE    | ADJ    |                        | PARSONS                               |               |
| LABETTE CO RWD 7  | LABETTE    | ADJ    |                        | PARSONS                               |               |
| LABETTE RWD 6     | LABETTE    | ADJ    |                        | COFFEYVILLE                           |               |

COMMUNITIES SERVED FLUORIDATED DRINKING WATER,  
BY COUNTY AND WATER SYSTEM WITHIN STATE (AS OF 12/31/80)

# KANSAS

| COMMUNITY            | COUNTY      | STATUS | FLUOR<br>START<br>DATE | SYSTEM SUPPLYING<br>FLUORIDATED WATER | SOURCE SYSTEM |
|----------------------|-------------|--------|------------------------|---------------------------------------|---------------|
| LAHARPE              | ALLEN       | ADJ    |                        | IOLA                                  |               |
| LAKE QUIVIRA         | JOHNSON     | ADJ    |                        | KANSAS CITY                           |               |
| LAKIN                | KEARNY      | NATL   |                        | LAKIN                                 |               |
| LANCASTER            | ATCHISON    | ADJ    |                        | ATCHISON                              |               |
| LANE CO RWD 1        | LANE        | NATL   |                        | LANE CO RWD 1                         |               |
| LARNED               | PAWNEE      | NATL   |                        | LARNED                                |               |
| LATHAM               | BUTLER      | ADJ    |                        | EL DORADO                             |               |
| LATHAM               | BUTLER      | NATL   |                        | LATHAM                                |               |
| LAWRENCE             | DOUGLAS     | ADJ    | 3/53                   | LAWRENCE                              |               |
| LEAVENWORTH CO RWD 7 | LEAVENWORTH | ADJ    |                        | BONNER SPRINGS                        |               |
| LEAWOOD              | JOHNSON     | ADJ    |                        | JOHNSON WD 1                          |               |
| LENEXA               | JOHNSON     | ADJ    |                        | JOHNSON WD 1                          |               |
| LEOTTI               | WICHITA     | NATL   |                        | LEOTTI                                |               |
| LIEBENTHAL           | RUSH        | NATL   |                        | LIEBENTHAL                            |               |
| LINCOLN              | LINCOLN     | ADJ    | 6/71                   | LINCOLN                               |               |
| LYON CO RWD 2        | LYON        | ADJ    |                        | EMPORIA                               |               |
| LYON CO RWD 4        | LYON        | ADJ    |                        | EMPORIA                               |               |
| LYON CO RWD 5        | LYON        | ADJ    |                        | EMPORIA                               |               |
| LYONS                | RICE        | ADJ    | 5/58                   | LYONS                                 |               |
| MAHASKA              | WASHINGTON  | NATL   |                        | MAHASKA                               |               |
| MANHATTAN            | RILEY       | ADJ    | 10/54                  | MANHATTAN                             |               |
| MANIER               | STANTON     | NATL   |                        | MANIER                                |               |
| MARION               | MARION      | ADJ    | 12/58                  | MARION                                |               |
| MC CRACKEN           | RUSH        | NATL   |                        | MC CRACKEN                            |               |



COMMUNITIES SERVED FLUORIDATED DRINKING WATER,  
BY COUNTY AND WATER SYSTEM WITHIN STATE (AS OF 12/31/80)

# KANSAS

| COMMUNITY             | COUNTY     | STATUS | FLUOR<br>START<br>DATE | SYSTEM SUPPLYING<br>FLUORIDATED WATER | SOURCE SYSTEM |
|-----------------------|------------|--------|------------------------|---------------------------------------|---------------|
| MC CUNE               | CRAWFORD   | NATL   |                        | MC CUNE                               |               |
| MC DONALD             | RAWLINS    | NATL   |                        | MC DONALD                             |               |
| MCCONNELL AFB         | SEDGWICK   | ADJ    | /61                    | MCCONNELL AFB                         |               |
| MEADE                 | MEADE      | NATL   |                        | MEADE                                 |               |
| MELVERN               | OSAGE      | NATL   |                        | MELVERN                               |               |
| MERRIAM               | JOHNSON    | ADJ    |                        | JOHNSON WD 1                          |               |
| MIAMI CO RWD 1 (PART) | MIAMI      | ADJ    |                        | OSAWATOMIE                            |               |
| MIAMI CO RWD 1 (PART) | MIAMI      | ADJ    |                        | PAOLA                                 |               |
| MIAMI CO RWD 2 (PART) | MIAMI      | ADJ    |                        | PAOLA                                 |               |
| MIAMI CO RWD 3        | MIAMI      | ADJ    |                        | OSAWATOMIE                            |               |
| MISSION               | JOHNSON    | ADJ    |                        | JOHNSON WD 1                          |               |
| MISSION HILLS (PART)  | JOHNSON    | ADJ    |                        | JOHNSON WD 1                          |               |
| MISSION WOODS         | JOHNSON    | ADJ    |                        | JOHNSON WD 1                          |               |
| MONTGOMERY CO RWD 1   | MONTGOMERY | ADJ    |                        | INDEPENDENCE                          |               |
| MONTGOMERY CO RWD 10  | MONTGOMERY | ADJ    |                        | COFFEYVILLE                           |               |
| MONTGOMERY CO RWD 11  | MONTGOMERY | ADJ    |                        | COFFEYVILLE                           |               |
| MONTGOMERY CO RWD 12  | MONTGOMERY | ADJ    |                        | NEODESHA                              |               |
| MONTGOMERY CO RWD 2   | MONTGOMERY | ADJ    |                        | INDEPENDENCE                          |               |
| MONTGOMERY CO RWD 3   | MONTGOMERY | ADJ    |                        | INDEPENDENCE                          |               |
| MONTGOMERY CO RWD 4   | MONTGOMERY | ADJ    |                        | INDEPENDENCE                          |               |
| MONTGOMERY CO RWD 5   | MONTGOMERY | ADJ    |                        | INDEPENDENCE                          |               |
| MONTGOMERY CO RWD 6   | MONTGOMERY | ADJ    |                        | INDEPENDENCE                          |               |
| MONTGOMERY CO RWD 7   | MONTGOMERY | ADJ    |                        | COFFEYVILLE                           |               |
| MONTGOMERY CO RWD 8   | MONTGOMERY | ADJ    |                        | INDEPENDENCE                          |               |

COMMUNITIES SERVED FLUORIDATED DRINKING WATER,  
BY COUNTY AND WATER SYSTEM WITHIN STATE (AS OF 12/31/80)

# KANSAS

| COMMUNITY              | COUNTY    | STATUS | FLUOR<br>START<br>DATE | SYSTEM SUPPLYING<br>FLUORIDATED WATER | SOURCE SYSTEM |
|------------------------|-----------|--------|------------------------|---------------------------------------|---------------|
| MOSCOW                 | STEVENS   | NATL   |                        | MOSCOW                                |               |
| MOUNDRIDGE             | MCPHERSON | ADJ    | 7/79                   | MOUNDRIDGE                            |               |
| MULBERRY               | CRAWFORD  | NATL   |                        | MULBERRY                              |               |
| NARKA                  | REPUBLIC  | NATL   |                        | NARKA                                 |               |
| NEMAHA RWD 2           | NEMAHA    | ADJ    |                        | SENECA                                |               |
| NEODESHA               | WILSON    | ADJ    | 5/69                   | NEODESHA                              |               |
| NEOSHO CO RWD 4 (PART) | NEOSHO    | ADJ    |                        | PARSONS                               |               |
| NEOSHO RWD 12          | NEOSHO    | ADJ    |                        | CHANUTE                               |               |
| NEOSHO RWD 7           | NEOSHO    | ADJ    |                        | CHANUTE                               |               |
| NEOSHO RWD 9           | NEOSHO    | ADJ    |                        | CHANUTE                               |               |
| NESS CITY              | NESS      | NATL   |                        | NESS CITY                             |               |
| NICKERSON              | RENO      | NATL   |                        | NICKERSON                             |               |
| OFFERLE                | EDWARDS   | NATL   |                        | OFFERLE                               |               |
| OLATHE                 | JOHNSON   | ADJ    | 3/60                   | OLATHE                                |               |
| OLMITZ                 | BARTON    | NATL   |                        | OLMITZ                                |               |
| OSAGE CITY             | OSAGE     | ADJ    | 2/67                   | OSAGE CITY                            |               |
| OSAGE CO RWD 2         | OSAGE     | NATL   |                        | OSAGE CO RWD 2                        |               |
| OSAGE CO RWD 4         | OSAGE     | NATL   |                        | OSAGE CO RWD 4                        |               |
| OSAGE CO RWD 6         | OSAGE     | ADJ    |                        | OSAGE CITY                            |               |
| OSAGE CO RWD 7         | OSAGE     | ADJ    |                        | OSAGE CITY                            |               |
| OSAWATOMIE             | MIAMI     | ADJ    | 8/54                   | OSAWATOMIE                            |               |
| OSAWATOMIE ST HOSP     | MIAMI     | ADJ    |                        | OSAWATOMIE                            |               |
| OTTAWA                 | FRANKLIN  | ADJ    | 9/46                   | OTTAWA                                |               |
| OVERBROOK              | OSAGE     | NATL   |                        | OVERBROOK                             |               |

COMMUNITIES SERVED FLUORIDATED DRINKING WATER,  
BY COUNTY AND WATER SYSTEM WITHIN STATE (AS OF 12/31/80)

# KANSAS

| COMMUNITY       | COUNTY   | STATUS | FLUOR<br>START<br>DATE | SYSTEM SUPPLYING<br>FLUORIDATED WATER | SOURCE SYSTEM |
|-----------------|----------|--------|------------------------|---------------------------------------|---------------|
| OVERLAND PARK   | JOHNSON  | ADJ    |                        | JOHNSON WD 1                          |               |
| PAOLA           | MIAMI    | ADJ    | 3/53                   | PAOLA                                 |               |
| PARADISE        | RUSSELL  | NATL   |                        | PARADISE                              |               |
| PARSONS         | LABETTE  | ADJ    | 9/53                   | PARSONS                               |               |
| PHILLIPSBURG    | PHILLIPS | ADJ    | 4/61                   | PHILLIPSBURG                          |               |
| PITTSBURG       | CRAWFORD | ADJ    | 7/67                   | PITTSBURG                             |               |
| PLAINS          | MEADE    | NATL   |                        | PLAINS                                |               |
| POTWIN          | BUTLER   | ADJ    |                        | EL DORADO                             |               |
| PRAIRIE VILLAGE | JOHNSON  | ADJ    |                        | JOHNSON WD 1                          |               |
| QUINTER         | GOVE     | NATL   |                        | QUINTER                               |               |
| READING         | LYON     | ADJ    |                        | OSAGE CITY                            |               |
| REXFORD         | THOMAS   | NATL   |                        | REXFORD                               |               |
| ROELAND PARK    | JOHNSON  | ADJ    |                        | JOHNSON WD 1                          |               |
| ROSE HILL       | BUTLER   | NATL   |                        | ROSE HILL                             |               |
| SABETHA         | NEMAHA   | ADJ    | 1/68                   | SABETHA                               |               |
| SALINA          | SALINE   | ADJ    | 9/69                   | SALINA                                |               |
| SALINA CO RWD 3 | SALINE   | ADJ    |                        | SALINA                                |               |
| SATANTA         | HASKELL  | NATL   |                        | SATANTA                               |               |
| SCAMMON         | CHEROKEE | NATL   |                        | SCAMMON                               |               |
| SCOTT CITY      | SCOTT    | NATL   |                        | SCOTT CITY                            |               |
| SELDEN          | SHERIDAN | NATL   |                        | SELDEN                                |               |
| SENECA          | NEMAHA   | ADJ    | 8/52                   | SENECA                                |               |
| SHARON SPRINGS  | WALLACE  | NATL   |                        | SHARON SPRINGS                        |               |
| SHAWNEE         | JOHNSON  | ADJ    |                        | JOHNSON WD 1                          |               |

COMMUNITIES SERVED FLUORIDATED DRINKING WATER,  
BY COUNTY AND WATER SYSTEM WITHIN STATE (AS OF 12/31/80)

# KANSAS

| COMMUNITY             | COUNTY   | STATUS | FLUOR<br>START<br>DATE | SYSTEM SUPPLYING<br>FLUORIDATED WATER | SOURCE SYSTEM |
|-----------------------|----------|--------|------------------------|---------------------------------------|---------------|
| SHAWNEE CO RWD 1 CONS | SHAWNEE  | ADJ    |                        | TOPEKA                                |               |
| SHAWNEE CO RWD 3      | SHAWNEE  | ADJ    |                        | TOPEKA                                |               |
| SHAWNEE CO RWD 6      | SHAWNEE  | ADJ    |                        | TOPEKA                                |               |
| SHAWNEE CO RWD 7      | SHAWNEE  | ADJ    |                        | TOPEKA                                |               |
| SHAWNEE CO RWD 8      | SHAWNEE  | ADJ    |                        | TOPEKA                                |               |
| SHAWNEE CO RWD 9      | SHAWNEE  | ADJ    |                        | TOPEKA                                |               |
| SPEARVILLE            | FORD     | NATL   |                        | SPEARVILLE                            |               |
| ST FRANCIS            | CHEYENNE | NATL   |                        | ST FRANCIS                            |               |
| STAFFORD              | STAFFORD | ADJ    | 9/62                   | STAFFORD                              |               |
| STERLING              | RICE     | NATL   |                        | STERLING                              |               |
| SUBLETTE              | HASKELL  | NATL   |                        | SUBLETTE                              |               |
| SUMMERFIELD           | MARSHALL | NATL   |                        | SUMMERFIELD                           |               |
| SUMNER CO RWD 4       | SUMNER   | ADJ    |                        | ARKANSAS CITY                         |               |
| SUSANK                | BARTON   | NATL   |                        | SUSANK                                |               |
| TOPEKA                | SHAWNEE  | ADJ    | 8/57                   | TOPEKA                                |               |
| TRIBUNE               | GREELEY  | NATL   |                        | TRIBUNE                               |               |
| ULYSSES               | GRANT    | NATL   |                        | ULYSSES                               |               |
| WALLACE               | WALLACE  | NATL   |                        | WALLACE                               |               |
| WALLACE CO RWD 1      | WALLACE  | NATL   |                        | WALLACE CO RWD 1                      |               |
| WALNUT                | CRAWFORD | NATL   |                        | WALNUT                                |               |
| WEIR CITY             | CHEROKEE | NATL   |                        | WEIR CITY                             |               |
| WELLSVILLE            | FRANKLIN | ADJ    |                        | LAWRENCE                              |               |
| WEST MINERAL          | CHEROKEE | NATL   |                        | WEST MINERAL                          |               |
| WESTWOOD              | JOHNSON  | ADJ    |                        | JOHNSON WD 1                          |               |

COMMUNITIES SERVED FLUORIDATED DRINKING WATER,  
BY COUNTY AND WATER SYSTEM WITHIN STATE (AS OF 12/31/80)

# KANSAS

| COMMUNITY             | COUNTY    | STATUS | FLUOR<br>START<br>DATE | SYSTEM SUPPLYING<br>FLUORIDATED WATER | SOURCE SYSTEM |
|-----------------------|-----------|--------|------------------------|---------------------------------------|---------------|
| WESTWOOD HILLS (PART) | JOHNSON   | ADJ    |                        | JOHNSON WD 1                          |               |
| WHITewater            | BUTLER    | ADJ    |                        | EL DORADO                             |               |
| WILSON CO RWD 1       | WILSON    | ADJ    |                        | FREDONIA                              |               |
| WILSON CO RWD 11      | WILSON    | ADJ    |                        | FREDONIA                              |               |
| WILSON CO RWD 12      | WILSON    | ADJ    |                        | NEODESHA                              |               |
| WILSON CO RWD 13      | WILSON    | ADJ    |                        | FREDONIA                              |               |
| WILSON CO RWD 2       | WILSON    | ADJ    |                        | FREDONIA                              |               |
| WILSON CO RWD 3       | WILSON    | ADJ    |                        | NEODESHA                              |               |
| WILSON CO RWD 4       | WILSON    | ADJ    |                        | NEODESHA                              |               |
| WILSON CO RWD 5       | WILSON    | ADJ    |                        | FREDONIA                              |               |
| WILSON CO RWD 6       | WILSON    | ADJ    |                        | NEODESHA                              |               |
| WILSON CO RWD 7       | WILSON    | ADJ    |                        | FREDONIA                              |               |
| WILSON CO RWD 8       | WILSON    | ADJ    |                        | NEODESHA                              |               |
| WYANDOTTE CO RWD 2    | WYANDOTTE | ADJ    |                        | KANSAS CITY                           |               |
| YATES CENTER          | WOODSON   | ADJ    | 2/55                   | YATES CENTER                          |               |

COMMUNITIES SERVED FLUORIDATED DRINKING WATER,  
 BY COUNTY AND WATER SYSTEM WITHIN STATE (AS OF 12/31/80)

# KENTUCKY

| COMMUNITY     | COUNTY   | STATUS | FLUOR<br>START<br>DATE | SYSTEM SUPPLYING<br>FLUORIDATED WATER | SOURCE SYSTEM |
|---------------|----------|--------|------------------------|---------------------------------------|---------------|
| ADAIRVILLE    | LOGAN    | ADJ    | 10/65                  | ADAIRVILLE WATER WORKS                |               |
| ALBANY        | CLINTON  | ADJ    | 11/65                  | ALBANY WATER WORKS                    |               |
| ARTEMUS       | KNOX     | ADJ    | /70                    | EAST KNOX WD                          |               |
| ASHLAND       | BOYD     | ADJ    | 11/52                  | ASHLAND WATER WORKS                   |               |
| AUBURN        | LOGAN    | ADJ    |                        | AUBURN WATER DEPT                     |               |
| AUGUSTA       | BRACKEN  | ADJ    |                        | AUGUSTA MUN WD                        |               |
| BARBOURVILLE  | KNOX     | ADJ    | 6/69                   | BARBOURVILLE WAT & ELEC               |               |
| BARDSTOWN     | NELSON   | ADJ    | 11/61                  | BARDSTOWN MUN WD                      |               |
| BARDWELL      | CARLISLE | ADJ    |                        | BARDWELL CITY UTIL                    |               |
| BARKLEY LAKE  | TRIGG    | ADJ    | 10/71                  | BARKLEY LAKE WD                       |               |
| BARLOW        | BALLARD  | ADJ    |                        | BARLOW W&S WORKS                      |               |
| BAXTER        | HARLAN   | ADJ    | 2/72                   | HARLAN MUN WW                         |               |
| BEATTYVILLE   | LEE      | ADJ    | 5/58                   | BEATTYVILLE WATER WORKS               |               |
| BEDFORD       | TRIMBLE  | ADJ    |                        | TRIMBLE CO WD 1                       |               |
| BENHAM        | HARLAN   | ADJ    | 11/69                  | BENHAM WATER PLANT                    |               |
| BENTON        | MARSHALL | ADJ    | 11/57                  | BENTON WATER-SEWER SYSTEM             |               |
| BEREA         | MADISON  | ADJ    | 3/62                   | BEREA COLLEGE WATER DEPT              |               |
| BEVERLY       | BELL     | ADJ    |                        | RED BIRD MISSION                      |               |
| BONNIEVILLE   | HART     | ADJ    |                        | BONNIEVILLE WATER DIST                |               |
| BOONEVILLE    | OWSLEY   | ADJ    | 12/68                  | BOONEVILLE WATER DEPT                 |               |
| BOWLING GREEN | WARREN   | ADJ    | 5/68                   | BOWLING GREEN MUN UTIL                |               |
| BRANDENBURG   | MEADE    | ADJ    | 5/73                   | BRANDENBURG WATER WORKS               |               |
| BROOKSVILLE   | BRACKEN  | ADJ    | 4/67                   | BRACKEN CO WD 1                       |               |
| BROWNSVILLE   | EDMONSON | ADJ    | 11/75                  | EDMONSON CO WD                        |               |

COMMUNITIES SERVED FLUORIDATED DRINKING WATER,  
BY COUNTY AND WATER SYSTEM WITHIN STATE (AS OF 12/31/80)

# KENTUCKY

| COMMUNITY      | COUNTY       | STATUS | FLUOR<br>START<br>DATE | SYSTEM SUPPLYING<br>FLUORIDATED WATER | SOURCE SYSTEM |
|----------------|--------------|--------|------------------------|---------------------------------------|---------------|
| BUCKNER        | OLDHAM       | ADJ    |                        | OLDHAM CO WD                          |               |
| BURKESVILLE    | CUMBERLAND   | ADJ    | 10/53                  | BURKESVILLE WATER WORKS               |               |
| BURNSIDE       | PULASKI      | ADJ    | 2/75                   | BURNSIDE WATER CO                     |               |
| CADIZ          | TRIGG        | ADJ    | 11/65                  | CADIZ MUN WC                          |               |
| CALHOUN        | MCLEAN       | ADJ    | 11/53                  | CALHOUN WATER WORKS                   |               |
| CALVERT CITY   | MARSHALL     | ADJ    | 12/60                  | CALVERT CITY MUN WD                   |               |
| CAMPBELLSBURG  | HENRY        | ADJ    | 10/71                  | HENRY COUNTY WD 2                     |               |
| CAMPBELLSVILLE | TAYLOR       | ADJ    | 3/64                   | CAMPBELLSVILLE MUN WS                 |               |
| CAMPTON        | WOLFE        | ADJ    | 10/70                  | CAMPTON WATER PLANT                   |               |
| CANEYVILLE     | GRAYSON      | ADJ    |                        | CANEYVILLE MUN WW                     |               |
| CARLISLE       | NICHOLAS     | ADJ    | 10/67                  | CARLISLE WATER DEPT                   |               |
| CARROLLTON     | CARROLL      | ADJ    | 9/62                   | CARROLLTON UTILITIES                  |               |
| CENTRAL CITY   | MUHLENBERG   | ADJ    | 3/52                   | CENTRAL CITY W & S SYSTEM             |               |
| CLAY CITY      | POWELL       | ADJ    |                        | CLAY CITY WATER PLANT                 |               |
| CLINTON        | HICKMAN      | ADJ    | 11/72                  | KENTUCKY WATER SVC CO                 |               |
| CLOVERPORT     | BRECKINRIDGE | ADJ    |                        | CLOVERPORT W & S SYSTEM               |               |
| COLUMBIA       | ADAIR        | ADJ    | 11/66                  | COLUMBIA UTIL COMM                    |               |
| CORBIN         | WHITLEY      | ADJ    | 12/67                  | CORBIN UTIL COMM                      |               |
| CRITTENDEN     | GRANT        | ADJ    |                        | BULLOCK PEN WD                        |               |
| CUMBERLAND     | HARLAN       | ADJ    | 12/54                  | CUMBERLAND MUN WW                     |               |
| CYNTHIANA      | HARRISON     | ADJ    | 3/52                   | CYNTHIANA MUN WW                      |               |
| DANVILLE       | BOYLE        | ADJ    | 7/54                   | DANVILLE CITY WATER WORKS             |               |
| DAWSON SPRINGS | HOPKINS      | ADJ    | /65                    | DAWSON SPRINGS W & S                  |               |
| DAWSON SPRINGS | CHRISTIAN    | ADJ    |                        | EXCEPTION OUTWOOD CAMPUS              |               |

COMMUNITIES SERVED FLUORIDATED DRINKING WATER,  
BY COUNTY AND WATER SYSTEM WITHIN STATE (AS OF 12/31/80)

# KENTUCKY

| COMMUNITY            | COUNTY    | STATUS | FLUOR<br>START<br>DATE | SYSTEM SUPPLYING<br>FLUORIDATED WATER | SOURCE SYSTEM |
|----------------------|-----------|--------|------------------------|---------------------------------------|---------------|
| DOE VALLEY           | MEADE     | ADJ    |                        | DOE VALLEY UTIL INC                   |               |
| DOVER                | MASON     | ADJ    |                        | WESTERN MASON CO WD                   |               |
| EARLINGTON           | HOPKINS   | ADJ    | 6/75                   | EARLINGTON W & S SYSTEM               |               |
| EDDYVILLE            | LYON      | ADJ    | 9/75                   | EDDYVILLE WATER DEPT                  |               |
| EDMONTON             | METCALFE  | ADJ    | 12/75                  | EDMONTON WATER WORKS                  |               |
| ELIZABETHTOWN (PART) | HARDIN    | ADJ    | 7/51                   | ELIZABETHTOWN WD 1                    |               |
| ELIZABETHTOWN (PART) | HARDIN    | ADJ    | 7/51                   | ELIZABETHTOWN WD 2                    |               |
| ELKHORN CITY         | PIKE      | ADJ    |                        | ELKHORN CITY WD                       |               |
| ELKTON               | TODD      | ADJ    | 4/64                   | ELKTON W & S WORKS                    |               |
| EVARTS               | HARLAN    | ADJ    | 11/69                  | EVARTS MUN WATER PLANT                |               |
| EWING                | NICHOLAS  | ADJ    |                        | WESTERN FLEMING WD                    |               |
| FALMOUTH             | PENDLETON | ADJ    | 7/74                   | FALMOUTH WATER DEPT                   |               |
| FANCY FARM           | GRAVES    | ADJ    |                        | FANCY FARM WD                         |               |
| FLEMINGSBURG         | FLEMING   | ADJ    | /70                    | FLEMINGSBURG UTIL                     |               |
| FORDSVILLE           | OHIO      | ADJ    |                        | FORDSVILLE WD                         |               |
| FORT MITCHELL        | CAMPBELL  | ADJ    |                        | KENTON CO WD-COVINGTON PLANT          |               |
| FORT THOMAS          | CAMPBELL  | ADJ    |                        | NEWPORT WATER WORKS                   |               |
| FRANKFORT            | FRANKLIN  | ADJ    | 9/57                   | FRANKFORT ELEC & WAT PLANT            |               |
| FRANKLIN             | SIMPSON   | ADJ    | 1/64                   | FRANKLIN WATER WORKS                  |               |
| FT KNOX              | HARDIN    | ADJ    |                        | FT KNOX WATER DEPT                    |               |
| FT MITCHELL          | KENTON    | ADJ    | 7/67                   | KENTON CO WD 1                        |               |
| FULTON               | FULTON    | ADJ    | 9/73                   | FULTON MUN WS                         |               |
| GEORGETOWN           | SCOTT     | ADJ    |                        | GEORGETOWN MUN WS                     |               |
| GHENT                | CARROLL   | ADJ    |                        | CARROLL CO WD 1                       |               |



COMMUNITIES SERVED FLUORIDATED DRINKING WATER,  
BY COUNTY AND WATER SYSTEM WITHIN STATE (AS OF 12/31/80)

# KENTUCKY

| COMMUNITY            | COUNTY       | STATUS | FLUOR<br>START<br>DATE | SYSTEM SUPPLYING<br>FLUORIDATED WATER | SOURCE SYSTEM |
|----------------------|--------------|--------|------------------------|---------------------------------------|---------------|
| GLASGOW              | BARREN       | ADJ    | 12/52                  | GLASGOW WC 1 & 2                      |               |
| GOSHEN               | OLDHAM       | ADJ    |                        | GOSHEN UTILITIES INC                  |               |
| GRAND RIVERS         | LIVINGSTON   | ADJ    |                        | GRAND RIVERS WS                       |               |
| GRAYSON              | CARTER       | ADJ    | 8/64                   | GRAYSON UTIL COMM                     |               |
| GREENSBURG           | GREEN        | ADJ    | 4/51                   | GREENSBURG WATER WORKS                |               |
| GREENUP              | GREENUP      | ADJ    |                        | GREENUP W&S COMM                      |               |
| GREENVILLE           | MUHLENBERG   | ADJ    | 11/61                  | GREENVILLE UTIL COMM                  |               |
| GUTHRIE              | TODD         | ADJ    |                        | GUTHRIE WATER WORKS                   |               |
| HARDIN               | MARSHALL     | ADJ    | 6/75                   | HARDIN WATER SYSTEM                   |               |
| HARDINSBURG          | BRECKINRIDGE | ADJ    | 10/64                  | HARDINSBURG MUN WW                    |               |
| HARDINSBURG          | BRECKINRIDGE | ADJ    |                        | ROUGH RIVER WAT PLANT                 |               |
| HARDYVILLE           | HART         | ADJ    | 6/73                   | GREEN RIVER VALLEY WD                 |               |
| HARRODSBURG          | MERCER       | ADJ    | 5/58                   | HARRODSBURG MUN WD                    |               |
| HARTFORD             | OHIO         | ADJ    |                        | HARTFORD MUN WW                       |               |
| HAWESVILLE           | HANCOCK      | ADJ    | /74                    | HAWESVILLE WATER WORKS                |               |
| HAZARD               | PERRY        | ADJ    | 3/57                   | HAZARD WATER DEPT                     |               |
| HENDERSON            | HENDERSON    | ADJ    | 3/62                   | HENDERSON MUN W&S DEPT                |               |
| HICKMAN              | FULTON       | ADJ    | 6/62                   | HICKMAN WATER DEPT                    |               |
| HICKORY              | GRAVES       | ADJ    |                        | HICKORY WD                            |               |
| HINDMAN              | KNOTT        | ADJ    | /70                    | HINDMAN WATER DEPT                    |               |
| HODGENVILLE          | LARUE        | ADJ    | 12/62                  | HODGENVILLE WD                        |               |
| HOPKINSVILLE         | CHRISTIAN    | ADJ    | 8/51                   | HOPKINSVILLE S&WW COMM                |               |
| HYDEN                | LESLIE       | ADJ    | /70                    | HYDEN LESLIE CO WD                    |               |
| INDIAN HARBOUR BEACH | BARREN       | ADJ    | 11/66                  | MCKEE WATER WORKS                     |               |

COMMUNITIES SERVED FLUORIDATED DRINKING WATER,  
 BY COUNTY AND WATER SYSTEM WITHIN STATE (AS OF 12/31/80)

**KENTUCKY**

| COMMUNITY      | COUNTY       | STATUS | FLUOR<br>START<br>DATE | SYSTEM SUPPLYING<br>FLUORIDATED WATER | SOURCE SYSTEM |
|----------------|--------------|--------|------------------------|---------------------------------------|---------------|
| INEZ           | MARTIN       | ADJ    | 6/70                   | MARTIN CO WD 1                        |               |
| IRVINE         | ESTILL       | ADJ    | 11/65                  | IRVINE MUN UTIL                       |               |
| IRVINGTON      | BRECKINRIDGE | ADJ    | /70                    | IRVINGTON WS                          |               |
| ISLAND         | MCLEAN       | ADJ    |                        | ISLAND WATER DEPT                     |               |
| JACKSON        | BREATHITT    | ADJ    | 5/63                   | JACKSON MUN WW                        |               |
| JAMESTOWN      | RUSSELL      | ADJ    | 7/69                   | JAMESTOWN MUN WW                      |               |
| JENKINS        | LETCHER      | ADJ    | 11/69                  | JENKINS WATER SYSTEM                  |               |
| JONATHAN CREEK | MARSHALL     | ADJ    | 6/75                   | JONATHAN CREEK WA                     |               |
| KUTTAWA        | LYON         | ADJ    | 9/75                   | KUTTAWA WATER SUPPLY                  |               |
| LACENTER       | BALLARD      | ADJ    | 11/75                  | LACENTER MUN WC                       |               |
| LAKE CITY      | LIVINGSTON   | ADJ    |                        | LAKE CITY WD                          |               |
| LANCASTER      | GARRARD      | ADJ    | 12/52                  | LANCASTER WATER WORKS                 |               |
| LAUREL CO WD 2 | LAUREL       | ADJ    |                        | LAUREL CO WD 2                        |               |
| LAWRENCEBURG   | ANDERSON     | ADJ    | 6/56                   | LAWRENCEBURG W&S DEPT                 |               |
| LEBANON        | MARION       | ADJ    |                        | LEBANON WATER WORKS CO                |               |
| LEDBETTER      | LIVINGSTON   | ADJ    |                        | LEDBETTER WD                          |               |
| LEITCHFIELD    | GRAYSON      | ADJ    | 6/70                   | LEITCHFIELD WATER WORKS               |               |
| LEWISBURG      | LOGAN        | ADJ    | 7/75                   | LEWISBURG WATER WORKS                 |               |
| LEWISPORT      | HANCOCK      | ADJ    | 6/75                   | LEWISPORT MUN WW                      |               |
| LEXINGTON      | FAYETTE      | ADJ    | 4/54                   | KENTUCKY-AMERICAN WC/KR               |               |
| LIBERTY        | CASEY        | ADJ    | 7/73                   | LIBERTY WATER WORKS                   |               |
| LIVERMORE      | MCLEAN       | ADJ    | 10/75                  | LIVERMORE WATER WORKS                 |               |
| LIVINGSTON     | ROCKCASTLE   | ADJ    |                        | LIVINGSTON MUN WW                     |               |
| LONDON         | LAUREL       | ADJ    | 8/67                   | LONDON UTIL COMM                      |               |

COMMUNITIES SERVED FLUORIDATED DRINKING WATER,  
BY COUNTY AND WATER SYSTEM WITHIN STATE (AS OF 12/31/80)

# KENTUCKY

| COMMUNITY            | COUNTY     | STATUS | FLUOR<br>START<br>DATE | SYSTEM SUPPLYING<br>FLUORIDATED WATER | SOURCE SYSTEM |
|----------------------|------------|--------|------------------------|---------------------------------------|---------------|
| LOUISA               | LAWRENCE   | ADJ    | 11/62                  | LOUISA WATER DEPT                     |               |
| LOUISVILLE           | JEFFERSON  | ADJ    | 8/51                   | LOUISVILLE WATER CO                   |               |
| LYNCH                | HARLAN     | ADJ    | 6/57                   | LYNCH WATER PLANT                     |               |
| MADISONVILLE         | HOPKINS    | ADJ    | 11/70                  | MADISONVILLE LIGHT/WTR 1              |               |
| MANCHESTER           | CLAY       | ADJ    | 8/65                   | MANCHESTER WATER WORKS                |               |
| MARION               | CRITTENDEN | ADJ    | 1/72                   | MARION WATER DEPT                     |               |
| MARROWBONE           | CUMBERLAND | ADJ    |                        | MARROWBONE WAT DIST                   |               |
| MARROWBONE CREEK WD  | PIKE       | ADJ    |                        | MARROWBONE CREEK WD                   |               |
| MARTIN               | FLOYD      | ADJ    | 4/52                   | MARTIN WATER DEPT                     |               |
| MAYFIELD (PART)      | GRAVES     | ADJ    |                        | CONSUMERS WD                          |               |
| MAYFIELD (PART)      | GRAVES     | ADJ    |                        | HARDEMAN WATER DIST                   |               |
| MAYFIELD (PART)      | GRAVES     | ADJ    | 9/52                   | MAYFIELD ELEC/WATER SYSTEM            |               |
| MAYSVILLE            | MASON      | ADJ    | 4/51                   | MAYSVILLE UTIL COMM                   |               |
| MCKEE                | JACKSON    | ADJ    | /70                    | MCKEE WATER WORKS                     |               |
| MELBOURNE            | BARREN     | ADJ    | 11/66                  | MCKEE WATER WORKS                     |               |
| MELBOURNE BEACH      | BARREN     | ADJ    | 11/66                  | MCKEE WATER WORKS                     |               |
| MIDDLESBORO          | BELL       | ADJ    |                        | KENTUCKY WS CO INC                    |               |
| MIDWAY               | WOODFORD   | ADJ    |                        | MIDWAY MUN WW                         |               |
| MILLERSBURG          | BOURBON    | ADJ    |                        | MILLERSBURG MUN WW                    |               |
| MONTGOMERY CO WD 1   | MONTGOMERY | ADJ    |                        | MONTGOMERY CO WD 1                    |               |
| MONTICELLO           | WAYNE      | ADJ    |                        | MONTICELLO W&S COMM                   |               |
| MOOREHEAD STATE UNIV | ROWAN      | ADJ    | 6/53                   | MOOREHEAD STATE UNIV WP               |               |
| MOREHEAD             | ROWAN      | ADJ    | 10/68                  | MOREHEAD UTIL PLANT                   |               |
| MORGANFIELD          | UNION      | ADJ    | /70                    | MORGANFIELD WATER WORKS               |               |

COMMUNITIES SERVED FLUORIDATED DRINKING WATER,  
BY COUNTY AND WATER SYSTEM WITHIN STATE (AS OF 12/31/80)

# KENTUCKY

| COMMUNITY           | COUNTY     | STATUS | FLUOR<br>START<br>DATE | SYSTEM SUPPLYING<br>FLUORIDATED WATER | SOURCE SYSTEM |
|---------------------|------------|--------|------------------------|---------------------------------------|---------------|
| MORGANTOWN          | BUTLER     | ADJ    | 9/63                   | MORGANTOWN WATER SYSTEM               |               |
| MORTON'S GAP        | HOPKINS    | ADJ    |                        | MORTON'S GAP WD                       |               |
| MT STERLING         | MONTGOMERY | ADJ    | 3/60                   | MT STERLING WATER WORKS               |               |
| MT VERNON           | ROCKCASTLE | ADJ    | 12/70                  | MT VERNON WATER WORKS                 |               |
| MURRAY              | CALLOWAY   | ADJ    | 11/59                  | MURRAY WATER SYSTEM                   |               |
| NEW HAVEN           | NELSON     | ADJ    |                        | NEW HAVEN MUN WW                      |               |
| NICHOLASVILLE       | JESSAMINE  | ADJ    |                        | NICHOLASVILLE WATER DEPT              |               |
| NORTH MARSHALL WD 1 | MARSHALL   | ADJ    |                        | NORTH MARSHALL WD 1                   |               |
| NORTH MIDDLETOWN    | BOURBON    | ADJ    |                        | NORTH MIDDLETOWN WD                   |               |
| OAK GROVE           | CHRISTIAN  | ADJ    |                        | OAK GROVE UTIL CO                     |               |
| OHIO COUNTY WD      | OHIO       | ADJ    |                        | OHIO COUNTY WD                        |               |
| OLIVE HILL          | CARTER     | ADJ    |                        | OLIVE HILL MUN WW                     |               |
| OWENSBORO           | DAVIESS    | ADJ    | 9/53                   | OWENSBORO MUN UTIL                    |               |
| OWENTON             | OWEN       | ADJ    | 6/73                   | OWENTON CITY WW                       |               |
| OWINGSVILLE         | BATH       | ADJ    | 6/73                   | OWINGSVILLE CITY WD                   |               |
| PADUCAH             | MCCRACKEN  | ADJ    | 11/66                  | PADUCAH WATER WORKS                   |               |
| PAINTSVILLE         | JOHNSON    | ADJ    | 4/52                   | PAINTSVILLE MUN WW                    |               |
| PALM BAY            | BARREN     | ADJ    | 11/66                  | MCKEE WATER WORKS                     |               |
| PARIS               | BOURBON    | ADJ    | 3/63                   | PARIS WATER WORKS                     |               |
| PEMBROKE            | CHRISTIAN  | ADJ    | 6/75                   | PEMBROKE WATER WORKS                  |               |
| PIKEVILLE           | PIKE       | ADJ    | 8/59                   | PIKEVILLE WATER DEPT                  |               |
| PINEVILLE           | BELL       | ADJ    | 9/67                   | PINEVILLE WATER SYSTEM                |               |
| PIPPA PASSES        | KNOTT      | ADJ    |                        | CANEY CREEK WD                        |               |
| PLEASUREVILLE       | HENRY      | ADJ    | 5/73                   | HENRY CO WD 1                         |               |

COMMUNITIES SERVED FLUORIDATED DRINKING WATER,  
BY COUNTY AND WATER SYSTEM WITHIN STATE (AS OF 12/31/80)

# KENTUCKY

| COMMUNITY       | COUNTY     | STATUS | FLUOR<br>START<br>DATE | SYSTEM SUPPLYING<br>FLUORIDATED WATER | SOURCE SYSTEM |
|-----------------|------------|--------|------------------------|---------------------------------------|---------------|
| PRESTONSBURG    | FLOYD      | ADJ    | 7/58                   | PRESTONSBURG WATER CO                 |               |
| PRINCETON       | CALDWELL   | ADJ    | 6/66                   | PRINCETON UTILITY COMM                |               |
| PROVIDENCE      | WEBSTER    | ADJ    | 7/66                   | PROVIDENCE WATER WORKS                |               |
| RADCLIFF (PART) | HARDIN     | ADJ    |                        | HARDIN, CO WD 1-SANDER                |               |
| RADCLIFF (PART) | HARDIN     | ADJ    | /70                    | HARDIN CO WD-MULDROUGH                |               |
| REIDLAND        | MCCRACKEN  | ADJ    | 9/75                   | REIDLAND WATER DIST                   |               |
| RICHMOND        | MADISON    | ADJ    | 8/67                   | RICHMOND WTR/GAS/SEWER WORKS          |               |
| ROCHESTER       | BUTLER     | ADJ    |                        | ROCHESTER WATER DIST                  |               |
| ROCKPORT        | OHIO       | ADJ    |                        | ROCKPORT WATER WORKS                  |               |
| RUSSELL         | GREENUP    | ADJ    | 7/74                   | RUSSELL WATER CO                      |               |
| RUSSELL SPRINGS | RUSSELL    | ADJ    |                        | RUSSELL SPRINGS W&S SYSTEM            |               |
| RUSSELLVILLE    | LOGAN      | ADJ    | 9/65                   | RUSSELLVILLE MUN WW                   |               |
| SALYERSVILLE    | MACOFFIN   | ADJ    |                        | SALYERSVILLE MUN WATER                |               |
| SANDY HOOK      | ELLIOTT    | ADJ    |                        | SANDY HOOK WD                         |               |
| SATELLITE BEACH | BARREN     | ADJ    | 11/66                  | MCKEE WATER WORKS                     |               |
| SCOTTSVILLE     | ALLEN      | ADJ    | 10/60                  | SCOTTSVILLE WATER DEPT                |               |
| SEBREE          | WEBSTER    | ADJ    | 6/75                   | SEBREE WATER DEPT                     |               |
| SEDALIA         | GRAVES     | ADJ    |                        | SEDALIA WATER DIST                    |               |
| SHARPSBURG      | BATH       | ADJ    |                        | SHARPSBURG WD                         |               |
| SHELBYVILLE     | SHELBY     | ADJ    | 3/64                   | SHELBYVILLE W & S COMM                |               |
| SHEPHERDSVILLE  | BULLITT    | ADJ    |                        | SALT RIVER WD                         |               |
| SHEPHERDSVILLE  | BULLITT    | ADJ    | 8/60                   | SHEPHERDSVILLE WATER CO               |               |
| SMITHLAND       | LIVINGSTON | ADJ    |                        | SMITHLAND W & S SYSTEM                |               |
| SOMERSET        | PULASKI    | ADJ    | 2/67                   | KENTUCKY WAT SERVICE                  |               |

COMMUNITIES SERVED FLUORIDATED DRINKING WATER,  
BY COUNTY AND WATER SYSTEM WITHIN STATE (AS OF 12/31/80)

## KENTUCKY

| COMMUNITY       | COUNTY     | STATUS | FLUOR<br>START<br>DATE | SYSTEM SUPPLYING<br>FLUORIDATED WATER | SOURCE SYSTEM |
|-----------------|------------|--------|------------------------|---------------------------------------|---------------|
| SOUTH SHORE     | GREENUP    | ADJ    |                        | SOUTH SHORE WW                        |               |
| SPRINGFIELD     | WASHINGTON | ADJ    | 11/58                  | SPRINGFIELD WATER WORKS               |               |
| STAMPING GROUND | SCOTT      | ADJ    | 7/75                   | STAMPING GROUND WW                    |               |
| STANFORD        | LINCOLN    | ADJ    | 5/66                   | STANFORD WATER WORKS                  |               |
| STANTON         | POWELL     | ADJ    | 5/73                   | STANTON WATER WORKS                   |               |
| STURGISS        | UNION      | ADJ    |                        | STURGISS WW                           |               |
| SYMSONIA        | GRAVES     | ADJ    |                        | SYMSONIA WATER DIST                   |               |
| TAYLORSVILLE    | SPENCER    | ADJ    | 3/60                   | TAYLORSVILLE WATER WORKS              |               |
| TODD CO WD      | TODD       | ADJ    |                        | TODD CO WD                            |               |
| TOMPKINSVILLE   | MONROE     | ADJ    |                        | TOMPKINSVILLE WATER WORKS             |               |
| TRENTON         | TODD       | ADJ    | 6/75                   | TRENTON WATER WORKS                   |               |
| TYNER           | JACKSON    | ADJ    | 1/74                   | JACKSON CO WD ASSN                    |               |
| UNIONTOWN       | UNION      | ADJ    | /70                    | UNIONTOWN W & S DEPT                  |               |
| VAN LEAR        | JOHNSON    | ADJ    |                        | HIGHLAND WATER CO                     |               |
| VANCEBURG       | LEWIS      | ADJ    | 10/58                  | VANCEBURG UTILITIES                   |               |
| VERSAILLES      | WOODFORD   | ADJ    |                        | VERSAILLES WS 1                       |               |
| VINE GROVE      | HARDIN     | ADJ    | 10/73                  | VINE GROVE WD                         |               |
| WAYLAND         | FLOYD      | ADJ    |                        | BEAVER ELKHORN WD                     |               |
| WEST LIBERTY    | MORGAN     | ADJ    | 4/62                   | WEST LIBERTY WAT CO                   |               |
| WEST MELBOURNE  | BARREN     | ADJ    | 11/66                  | MCKEE WATER WORKS                     |               |
| WEST POINT      | HARDIN     | ADJ    |                        | WEST POINT WATER DEPT                 |               |
| WHEELWRIGHT     | FLOYD      | ADJ    |                        | MIN INVESTMENT INC-WHEELWRIGHT        |               |
| WHITE PLAINS    | HOPKINS    | ADJ    |                        | WHITE PLAINS WD                       |               |
| WHITESBURG      | LETCHER    | ADJ    | 11/69                  | WHITESBURG MUN WW                     |               |

COMMUNITIES SERVED FLUORIDATED DRINKING WATER,  
 BY COUNTY AND WATER SYSTEM WITHIN STATE (AS OF 12/31/80)

# KENTUCKY

| COMMUNITY    | COUNTY    | STATUS | FLUOR<br>START<br>DATE | SYSTEM SUPPLYING<br>FLUORIDATED WATER | SOURCE SYSTEM |
|--------------|-----------|--------|------------------------|---------------------------------------|---------------|
| WHITLEY CITY | MCCREARY  | ADJ    | 2/74                   | MCCREARY CO WD                        |               |
| WILLIAMSBURG | WHITLEY   | ADJ    | 3/66                   | WILLIAMSBURG WATER PLANT              |               |
| WILLIAMSTOWN | GRANT     | ADJ    |                        | WILLIAMSTOWN MUN WD                   |               |
| WILMORE      | JESSAMINE | ADJ    |                        | WILMORE WATER WORKS                   |               |
| WINCHESTER   | CLARK     | ADJ    | 6/61                   | WINCHESTER MUN UTIL                   |               |
| WINGO (PART) | GRAVES    | ADJ    |                        | SOUTH GRAVES CO WD                    |               |
| WINGO (PART) | GRAVES    | ADJ    |                        | WINGO W & S DEPT                      |               |
| WOOD CREEK   | LAUREL    | ADJ    |                        | WOOD CREEK WD                         |               |
| WORTHINGTON  | GREENUP   | ADJ    |                        | WORTHINGTON MUN WW                    |               |
| WURLAND      | GREENUP   | ADJ    |                        | WURLAND WATER DIST                    |               |

COMMUNITIES SERVED FLUORIDATED DRINKING WATER,  
BY COUNTY AND WATER SYSTEM WITHIN STATE (AS OF 12/31/85)

# LOUISIANA

| COMMUNITY          | COUNTY           | STATUS | FLUOR<br>START<br>DATE | SYSTEM SUPPLYING<br>FLUORIDATED WATER | SOURCE SYSTEM      |
|--------------------|------------------|--------|------------------------|---------------------------------------|--------------------|
| ALEXANDRIA         | RAPIDES          | NATL   |                        | ALEXANDRIA                            |                    |
| AMELIA             | ASSUMPTION       | ADJ    | 9/60                   | ASSUMPTION PARISH W W #1              |                    |
| ANACOCO            | VERNON           | NATL   |                        | ANACOCO                               |                    |
| AVONDALE           | JEFFERSON        | ADJ    | 2/83                   | JEFFERSON PARISH WW 2                 |                    |
| BAKER              | EAST BATON ROUGE | NATL   |                        | BAKER                                 |                    |
| BARATARIA          | JEFFERSON        | ADJ    | 2/83                   | JEFFERSON PARISH WW 2                 |                    |
| BAYOU BLUE         | TERREBONNE       | ADJ    | 11/56                  | TERREBONNE WATER WORKS                |                    |
| BAYOU CANE         | TERREBONNE       | ADJ    | 11/56                  | TERREBONNE WATER WORKS                |                    |
| BAYOU TRAILER PARK | BOSSIER          | NATL   |                        | BAYOU TRAILER PARK                    |                    |
| BELCHER            | CADDO            | NATL   |                        | BEL DI GIE WS                         |                    |
| BENTON             | BOSSIER          | CONS   |                        | BENTON                                | EVANGELINE OAKS WS |
| BOLGALUSA          | WASHINGTON       | ADJ    | 9/82                   | BOGALUSA                              |                    |
| BONITA             | MOREHOUSE        | NATL   |                        | BONITA                                |                    |
| BOSSIER CITY       | BOSSIER          | ADJ    | 1/81                   | BOSSIER CITY                          |                    |
| BOURG              | TERREBONNE       | ADJ    | 11/56                  | TERREBONNE WATER WORKS                |                    |
| BOYCE              | RAPIDES          | NATL   |                        | BOYCE                                 |                    |
| BRUSLY             | WEST BATON ROUGE | ADJ    | 12/84                  | WEST BATON ROUGE WW 2                 |                    |
| BUNKIE             | AVOUELLES        | NATL   |                        | BUNKIE                                |                    |
| CASTOR             | BIENVILLE        | NATL   |                        | CASTOR                                |                    |
| CHAVIN             | TERREBONNE       | ADJ    | 11/56                  | TERREBONNE WATER WORKS                |                    |
| CHENEYVILLE        | RAPIDES          | NATL   |                        | CHENEYVILLE                           |                    |
| CLAYTON            | CONCORDIA        | ADJ    | 6/82                   | CLAYTON                               |                    |
| COLLINGSTON        | MOREHOUSE        | NATL   |                        | COLLINGSTON                           |                    |
| CONVERSE           | SABINE           | NATL   |                        | CONVERSE                              |                    |



COMMUNITIES SERVED FLUORIDATED DRINKING WATER,  
BY COUNTY AND WATER SYSTEM WITHIN STATE (AS OF 12/31/85)

# LOUISIANA

| COMMUNITY       | COUNTY              | STATUS | FLUOR<br>START<br>DATE | SYSTEM SUPPLYING<br>FLUORIDATED WATER | SOURCE SYSTEM            |
|-----------------|---------------------|--------|------------------------|---------------------------------------|--------------------------|
| CUT OFF         | LAFOURCHE           | ADJ    | 1/54                   | LAFOURCHE WATER WORKS #1              |                          |
| DES ALLEMANDS   | LAFOURCHE           | ADJ    | 1/54                   | LAFOURCHE WATER WORKS #1              |                          |
| DES ALLEMANDS   | ST CHARLES          | ADJ    | 6/82                   | ST CHARLES PARISH WW 2                |                          |
| DESTRAHAN       | ST CHARLES          | ADJ    | 6/82                   | ST CHARLES PARISH WW 1                |                          |
| DONALDSONVILLE  | ASCENSION           | ADJ    | 6/83                   | PEOPLES WATER CO OF LA                |                          |
| DRY PRONG       | GRANT               | ADJ    | 5/83                   | DRY PRONG                             |                          |
| EVERGREEN       | AVOUELLES           | NATL   |                        | EVERGREEN                             |                          |
| FORT POLK NORTH | VERNON              | ADJ    | 7/74                   | FORT POLK AB NORTH                    |                          |
| FORT POLK SOUTH | VERNON              | ADJ    | 7/74                   | FORT POLK AB SOUTH                    |                          |
| FRANKLINTON     | WASHINGTON          | NATL   |                        | FRANKLINTON                           |                          |
| GALLIANO        | LAFOURCHE           | ADJ    | 1/54                   | LAFOURCHE WATER WORKS #1              |                          |
| GARYVILLE       | ST JOHN THE BAPTIST | ADJ    | 6/83                   | ST JOHN THE BAPTIST PAR WW 3          |                          |
| GILLIAM         | CADDO               | NATL   |                        | BEL DI GIE WS                         |                          |
| GOLDEN MEADOW   | LAFOURCHE           | ADJ    | 1/54                   | LAFOURCHE WATER WORKS #1              |                          |
| GONZALES        | ASCENSION           | ADJ    | 11/82                  | GONZALES                              |                          |
| GRAMERCY        | ST JAMES            | ADJ    | 5/82                   | GRAMERCY                              |                          |
| GRAND ISLE      | JEFFERSON           | CONS   |                        | GRAND ISLE                            | LAFOURCHE WATER WORKS #1 |
| HAHNVILLE       | ST CHARLES          | ADJ    | 6/82                   | ST CHARLES PARISH WW 2                |                          |
| HARAHAN         | JEFFERSON           | ADJ    | 2/83                   | JEFFERSON PARISH WW 1                 |                          |
| HARVEY          | JEFFERSON           | ADJ    | 2/83                   | JEFFERSON PARISH WW 2                 |                          |
| HAUGHTON        | BOSSIER             | ADJ    | 4/82                   | HAUGHTON                              |                          |
| HAYNESVILLE     | CLAIRBORNE          | ADJ    | 9/85                   | HAYNESVILLE                           |                          |
| HESSMER         | AVOUELLES           | NATL   |                        | HESSMER                               |                          |
| HOUMA           | TERREBONNE          | ADJ    | 11/56                  | HOUMA                                 |                          |

COMMUNITIES SERVED FLUORIDATED DRINKING WATER,  
BY COUNTY AND WATER SYSTEM WITHIN STATE (AS OF 12/31/85)

# LOUISIANA

| COMMUNITY       | COUNTY              | STATUS | FLUOR<br>START<br>DATE | SYSTEM SUPPLYING<br>FLUORIDATED WATER | SOURCE SYSTEM |
|-----------------|---------------------|--------|------------------------|---------------------------------------|---------------|
| JACKSON         | EAST FELICIANA      | ADJ    | 12/84                  | JACKSON                               |               |
| JEAN LAFITTE    | JEFFERSON           | ADJ    | 2/83                   | JEFFERSON PARISH WW 2                 |               |
| JEFFERSON       | JEFFERSON           | ADJ    | 2/83                   | JEFFERSON PARISH WW 1                 |               |
| JENNINGS        | JEFFERSON DAVIS     | ADJ    | 5/83                   | JENNINGS                              |               |
| KENNER          | JEFFERSON           | ADJ    | 2/83                   | JEFFERSON PARISH WW 1                 |               |
| KINDER          | ALLEN               | NATL   |                        | KINDER                                |               |
| LABADIEVILLE    | ASSUMPTION          | ADJ    | 9/60                   | ASSUMPTION PARISH W W #1              |               |
| LAFITTE         | JEFFERSON           | ADJ    | 2/83                   | JEFFERSON PARISH WW 2                 |               |
| LAKE CHARLES    | CALCASIEU           | ADJ    | 6/84                   | LAKE CHARLES                          |               |
| LAKE PROVIDENCE | EAST CARROLL        | NATL   |                        | LAKE PROVIDENCE                       |               |
| LAPLACE         | ST JOHN THE BAPTIST | ADJ    | 6/83                   | ST JOHN THE BAPTIST PAR WW 3          |               |
| LAROSE          | LAFOURCHE           | ADJ    | 1/54                   | LAFOURCHE WATER WORKS #1              |               |
| LIVONA          | POINTE COUPEE       | NATL   |                        | LIVONA                                |               |
| LOCKPORT        | LAFOURCHE           | ADJ    | 4/54                   | LOCKPORT WATER PLANT                  |               |
| LONE STAR       | ST CHARLES          | ADJ    | 6/82                   | ST CHARLES PARISH WW 2                |               |
| LOWER VACHERIE  | ST JAMES            | ADJ    | 5/82                   | ST JAMES PARISH WW 2                  |               |
| LJLING          | ST CHARLES          | ADJ    | 6/82                   | ST CHARLES PARISH WW 2                |               |
| LUTCHER         | ST JAMES            | ADJ    | 5/82                   | LUTCHER                               |               |
| MAMOU           | EVANGELINE          | NATL   |                        | MAMOU                                 |               |
| MARRERO         | JEFFERSON           | ADJ    | 2/83                   | JEFFERSON PARISH WW 2                 |               |
| METAIRIE        | JEFFERSON           | ADJ    | 2/83                   | JEFFERSON PARISH WW 1                 |               |
| MIMOSA PARK     | ST CHARLES          | ADJ    | 6/82                   | ST CHARLES PARISH WW 2                |               |
| NAPOLÉONVILLE   | ASSUMPTION          | ADJ    | 9/60                   | ASSUMPTION PARISH W W #1              |               |
| NEW ORLEANS     | ORLEANS             | ADJ    | 6/74                   | NEW ORLEANS - ALGIERS PLANT           |               |

COMMUNITIES SERVED FLUORIDATED DRINKING WATER,  
BY COUNTY AND WATER SYSTEM WITHIN STATE (AS OF 12/31/85)

## LOUISIANA

| COMMUNITY       | COUNTY              | STATUS | FLUOR<br>START<br>DATE | SYSTEM SUPPLYING<br>FLUORIDATED WATER | SOURCE SYSTEM |
|-----------------|---------------------|--------|------------------------|---------------------------------------|---------------|
| NEW ORLEANS     | ORLEANS             | ADJ    | 6/74                   | NEW ORLEANS - CARROLTON PLANT         |               |
| NEW ROADS       | POINTE COUPEE       | ADJ    | 5/82                   | NEW ROADS                             |               |
| NEW SARPY       | ST CHARLES          | ADJ    | 6/82                   | ST CHARLES PARISH WW 1                |               |
| NOBLE           | SABINE              | NATL   |                        | NOBLE                                 |               |
| NORCO           | ST CHARLES          | ADJ    | 6/82                   | ST CHARLES PARISH WW 1                |               |
| OAKDALE         | ALLEN               | ADJ    | 12/82                  | OAKDALE                               |               |
| PALMETTO        | ST. LANDRY          | NATL   |                        | PALMETTO                              |               |
| PIERRE PART     | ASSUMPTION          | ADJ    | 9/60                   | ASSUMPTION PARISH W W #1              |               |
| PINEVILLE       | RAPIDES             | NATL   |                        | PINEVILLE                             |               |
| PLAIN DEALING   | BOSSIER             | NATL   |                        | PLAIN DEALING                         |               |
| PLAUCHEVILLE    | AVOUELLES           | ADJ    | 5/82                   | PLAUCHEVILLE                          |               |
| RACELAND        | LAFOURCHE           | ADJ    | 1/54                   | LAFOURCHE WATER WORKS #1              |               |
| RESERVE         | ST JOHN THE BAPTIST | ADJ    | 6/83                   | ST JOHN THE BAPTIST PAR WW 1          |               |
| RIVER RIDGE     | JEFFERSON           | ADJ    | 2/83                   | JEFFERSON PARISH WW 1                 |               |
| RODESSA         | CADDO               | NATL   |                        | RODESSA                               |               |
| ROSEDALE        | IBERVILLE           | NATL   |                        | ROSEDALE                              |               |
| SALINE          | BIENVILLE           | NATL   |                        | SALINE                                |               |
| SHREVEPORT      | CADDO               | ADJ    | 6/80                   | SHREVEPORT                            |               |
| SICILY ISLAND   | CATAHOULA           | ADJ    | 6/82                   | SICILY ISLAND                         |               |
| SIKES           | WINN                | NATL   |                        | SIKES                                 |               |
| SOUTH MANSFIELD | DE SOTO             | ADJ    | 9/82                   | SOUTH MANSFIELD                       |               |
| SPRINGFIELD     | LIVINGSTON          | NATL   |                        | SPRINGFIELD WS                        |               |
| SPRINGHILL      | WEBSTER             | ADJ    | 4/83                   | SPRINGHILL                            |               |
| TERRYTOWN       | JEFFERSON           | ADJ    | 2/83                   | JEFFERSON PARISH WW 2                 |               |

COMMUNITIES SERVED FLUORIDATED DRINKING WATER,  
 BY COUNTY AND WATER SYSTEM WITHIN STATE (AS OF 12/31/85)

# LOUISIANA

| COMMUNITY    | COUNTY          | STATUS | FLUOR<br>START<br>DATE | SYSTEM SUPPLYING<br>FLUORIDATED WATER | SOURCE SYSTEM |
|--------------|-----------------|--------|------------------------|---------------------------------------|---------------|
| THIBODAUX    | LAFORCHE        | ADJ    | 10/56                  | THIBODAUX                             |               |
| TIMBERLINE   | JEFFERSON       | ADJ    | 2/83                   | JEFFERSON PARISH WW 2                 |               |
| TURKEY CREEK | EVANGELINE      | NATL   |                        | TURKEY CREEK                          |               |
| VACHERIE     | ST JAMES        | ADJ    | 5/82                   | ST JAMES PARISH WW 2                  |               |
| VIDALIA      | CONCORDIA       | ADJ    | 9/84                   | VIDALIA                               |               |
| WAGGAMAN     | JEFFERSON       | ADJ    | 2/83                   | JEFFERSON PARISH WW 2                 |               |
| WELSH        | JEFFERSON DAVIS | ADJ    | 5/85                   | WELSH                                 |               |
| WINNFIELD    | WINN            | ADJ    | 11/83                  | WINNFIELD                             |               |
| WOODWORTH    | RAPIDES         | NATL   |                        | WOODWORTH                             |               |
| ZWOLLE       | SABINE          | NATL   |                        | ZWOLLE                                |               |

. COMMUNITIES SERVED FLUORIDATED DRINKING WATER,  
BY COUNTY AND WATER SYSTEM WITHIN STATE (AS OF 12/31/85)

# MAINE

| COMMUNITY        | COUNTY       | STATUS | FLUOR<br>START<br>DATE | SYSTEM SUPPLYING<br>FLUORIDATED WATER | SOURCE SYSTEM |
|------------------|--------------|--------|------------------------|---------------------------------------|---------------|
| ANSON            | SOMERSET     | ADJ    | /83                    | ANSON WD                              |               |
| ASHLAND          | AROOSTOOK    | ADJ    | 10/66                  | ASHLAND WTR & SWR DIST                |               |
| AUBURN           | ANDROSCOGGIN | ADJ    | 8/69                   | AUBURN WTR DIST                       |               |
| BANGOR           | PENOBSCOT    | ADJ    | 12/54                  | BANGOR WTR DIST                       |               |
| BAR HARBOR       | HANCOCK      | ADJ    | 12/63                  | BAR HARBOR WTR CO                     |               |
| BATH             | SAGADAHOE    | ADJ    | 9/69                   | BATH WTR DIST                         |               |
| BELFAST          | WALDO        | ADJ    | 9/60                   | BELFAST WTR DIST                      |               |
| BENTON           | KENNEBEC     | ADJ    | 1/65                   | KENNEBEC WTR DIST                     |               |
| BETHEL           | OXFORD       | ADJ    | 12/70                  | BETHEL WTR DIST                       |               |
| BLAINE           | AROOSTOOK    | ADJ    | 11/71                  | MARS HILL - BLAINE WC                 |               |
| BRADLEY          | PENOBSCOT    | ADJ    | 1/63                   | OLDTOWN WTR DIST                      |               |
| BREWER           | PENOBSCOT    | ADJ    | 6/67                   | BREWER WTR DIST                       |               |
| BRIDGTON         | CUMBERLAND   | ADJ    | 10/63                  | BRIDGTON WTR DIST                     |               |
| BRUNSWICK        | CUMBERLAND   | ADJ    | 8/55                   | BRUNSWICK-TOPSHAM WD                  |               |
| BUCKSPORT        | HANCOCK      | ADJ    | 12/69                  | BUCKSPORT WTR CO                      |               |
| CAMDEN           | KNOX         | ADJ    | 12/69                  | CAMDEN-ROCKLAND WC                    |               |
| CARIBOU          | AROOSTOOK    | ADJ    | 11/59                  | CARIBOU WTR WKS CORP                  |               |
| CLIFTON          | PENOBSCOT    | ADJ    | 12/54                  | BANGOR WTR DIST                       |               |
| DAMARISCOTTA     | LINCOLN      | ADJ    | 3/71                   | DAMARISCOTTA-NEWCASTLE WC             |               |
| DIXFIELD         | OXFORD       | ADJ    | 9/71                   | DIXFIELD LT & WTR                     |               |
| EAGLE LAKE       | AROOSTOOK    | ADJ    | 11/74                  | EAGLE LAKE WS DIST                    |               |
| EAST MILLINOCKET | PENOBSCOT    | ADJ    | 4/66                   | EAST MILLINOCKET WW                   |               |
| EASTPORT         | WASHINGTON   | ADJ    | 12/69                  | EASTPORT WTR CO                       |               |
| EDDINGTON (PART) | PENOBSCOT    | ADJ    | 12/54                  | BANGOR WTR DIST                       |               |

. COMMUNITIES SERVED FLUORIDATED DRINKING WATER,  
BY COUNTY AND WATER SYSTEM WITHIN STATE (AS OF 12/31/85)

# MAINE

| COMMUNITY        | COUNTY       | STATUS | FLUOR<br>START<br>DATE | SYSTEM SUPPLYING<br>FLUORIDATED WATER | SOURCE SYSTEM   |
|------------------|--------------|--------|------------------------|---------------------------------------|-----------------|
| EDDINGTON (PART) | PENOBSCOT    | ADJ    | 6/67                   | BREWER WTR DIST                       |                 |
| ELLSWORTH        | HANCOCK      | ADJ    | 10/69                  | ELLSWORTH WTR CO                      |                 |
| EMBDEN           | SOMERSET     | ADJ    | /83                    | ANSON WD                              |                 |
| FAIRFIELD        | SOMERSET     | ADJ    | 1/65                   | KENNEBEC WTR DIST                     |                 |
| FARMINGDALE      | KENNEBEC     | ADJ    | 3/73                   | GARDINER WTR DIST                     |                 |
| FORT FAIRFIELD   | AROOSTOOK    | ADJ    | 12/59                  | FORT FAIRFIELD UTIL DIST              |                 |
| FORT KENT        | AROOSTOOK    | ADJ    | 2/72                   | FORT KENT MUN WTR                     |                 |
| FRYEBURG         | OXFORD       | ADJ    | 11/71                  | FRYEBURG WATER CO                     |                 |
| GARDINER         | KENNEBEC     | ADJ    | 3/73                   | GARDINER WTR DIST                     |                 |
| GUILFORD         | PISCATAQUIS  | ADJ    | 12/72                  | GUILFORD-SANGERVILLE                  |                 |
| HAMLIN           | AROOSTOOK    | ADJ    | 1/67                   | VAN BUREN WTR DIST                    |                 |
| HAMPDEN          | PENOBSCOT    | ADJ    | 12/54                  | BANGOR WTR DIST                       |                 |
| HAMPDEN          | PENOBSCOT    | CONS   |                        | HAMPDEN                               | BANGOR WTR DIST |
| HERMON           | PENOBSCOT    | ADJ    | 12/54                  | BANGOR WTR DIST                       |                 |
| HOLDEN (PART)    | PENOBSCOT    | ADJ    | 6/67                   | BREWER WTR DIST                       |                 |
| HOULTON          | AROOSTOOK    | ADJ    | 12/68                  | HOULTON WTR CO                        |                 |
| INDIAN ISLAND    | PENOBSCOT    | ADJ    | 1/63                   | OLDTOWN WTR DIST                      |                 |
| LEWISTON         | ANDROSCOGGIN | ADJ    | 5/70                   | LEWISTON WTR DIST                     |                 |
| LORING AFB       | AROOSTOOK    | ADJ    | /58                    | LORING AFB                            |                 |
| LUBEC            | WASHINGTON   | ADJ    | 3/72                   | LUBEC W & EL                          |                 |
| MACHIAS          | WASHINGTON   | ADJ    | 4/66                   | MACHIAS WTR CO                        |                 |
| MADAWASKA        | AROOSTOOK    | ADJ    | 4/60                   | MADAWASKA WTR DIST                    |                 |
| MARS HILL        | AROOSTOOK    | ADJ    | 11/71                  | MARS HILL - BLAINE WC                 |                 |
| MECHANIC FALLS   | ANDROSCOGGIN | ADJ    | 10/71                  | MECHANIC FALLS WTR CO                 |                 |

. COMMUNITIES SERVED FLUORIDATED DRINKING WATER,  
BY COUNTY AND WATER SYSTEM WITHIN STATE (AS OF 12/31/85)

## MAINE

| COMMUNITY        | COUNTY     | STATUS | FLUOR<br>START<br>DATE | SYSTEM SUPPLYING<br>FLUORIDATED WATER | SOURCE SYSTEM   |
|------------------|------------|--------|------------------------|---------------------------------------|-----------------|
| MEDWAY           | PENOBSCOT  | ADJ    | 4/66                   | EAST MILLINOCKET WW                   |                 |
| MEXICO           | OXFORD     | ADJ    | 1/67                   | MEXICO WTR DIST                       |                 |
| MILFORD          | PENOBSCOT  | ADJ    | 1/63                   | OLDTOWN WTR DIST                      |                 |
| MILLINOCKET      | PENOBSCOT  | ADJ    | 7/60                   | MILLINOCKET WTR DIST                  |                 |
| NEWCASTLE        | LINCOLN    | ADJ    | 3/71                   | DAMARISCOTTA-NEWCASTLE WC             |                 |
| NEWPORT          | PENOBSCOT  | ADJ    | 3/72                   | NEWPORT WTR CO                        |                 |
| NORTHEAST HARBOR | HANCOCK    | ADJ    | /62                    | NORTHEAST HARBOR WC                   |                 |
| NORWAY           | OXFORD     | ADJ    | /52                    | NORWAY WD                             |                 |
| OLD TOWN         | PENOBSCOT  | ADJ    | 1/63                   | OLDTOWN WTR DIST                      |                 |
| ORONO            | PENOBSCOT  | ADJ    | 12/54                  | BANGOR WTR DIST                       |                 |
| ORONO            | PENOBSCOT  | CONS   |                        | ORONO-VEAZIE WD                       | BANGOR WTR DIST |
| ORRINGTON (PART) | PENOBSCOT  | ADJ    | 12/54                  | BANGOR WTR DIST                       |                 |
| ORRINGTON (PART) | PENOBSCOT  | ADJ    | 6/67                   | BREWER WTR DIST                       |                 |
| OWL'S HEAD       | KNOX       | ADJ    | 12/69                  | CAMDEN-ROCKLAND WC                    |                 |
| PERRY            | WASHINGTON | ADJ    | 12/69                  | EASTPORT WTR CO                       |                 |
| PINELAND CENTER  | CUMBERLAND | ADJ    | /67                    | PINELAND CENTER                       |                 |
| PITTSFIELD       | SOMERSET   | ADJ    | 1/65                   | PITTSFIELD WTR WKS                    |                 |
| PITTSTON         | KENNEBEC   | ADJ    | 3/73                   | GARDINER WTR DIST                     |                 |
| PRESQUE ISLE     | AROOSTOOK  | ADJ    | 6/60                   | PRESQUE ISLE WTR DIST                 |                 |
| RANDOLPH         | KENNEBEC   | ADJ    | 3/73                   | GARDINER WTR DIST                     |                 |
| ROCKLAND         | KNOX       | ADJ    | 12/69                  | CAMDEN-ROCKLAND WC                    |                 |
| ROCKPORT         | KNOX       | ADJ    | 12/69                  | CAMDEN-ROCKLAND WC                    |                 |
| RUMFORD          | OXFORD     | ADJ    | 11/59                  | RUMFORD WTR DIST                      |                 |
| SANFORD          | YORK       | ADJ    | 2/72                   | SANFORD WTR DIST                      |                 |

COMMUNITIES SERVED FLUORIDATED DRINKING WATER,  
 BY COUNTY AND WATER SYSTEM WITHIN STATE (AS OF 12/31/85)

MAINE

| COMMUNITY        | COUNTY      | STATUS | FLUOR<br>START<br>DATE | SYSTEM SUPPLYING<br>FLUORIDATED WATER | SOURCE SYSTEM   |
|------------------|-------------|--------|------------------------|---------------------------------------|-----------------|
| SANGERVILLE      | PISCATAQUIS | ADJ    | 12/72                  | GUILFORD-SANGERVILLE                  |                 |
| SEAL HARBOR      | HANCOCK     | ADJ    | /62                    | SEAL HARBOR WTR CO                    |                 |
| SKOWHEGAN        | SOMERSET    | ADJ    | 2/73                   | SKOWHEGAN WTR CO                      |                 |
| SOUTHWEST HARBOR | HANCOCK     | ADJ    | 1/59                   | SOUTHWEST HARBOR WD                   |                 |
| SPRINGVALE       | YORK        | ADJ    | 2/72                   | SANFORD WTR DIST                      |                 |
| THOMASTON        | KNOX        | ADJ    | 12/69                  | CAMDEN-ROCKLAND WC                    |                 |
| TOPSHAM          | CUMBERLAND  | ADJ    | 8/55                   | BRUNSWICK-TOPSHAM WD                  |                 |
| VAN BUREN        | AROOSTOOK   | ADJ    | 1/67                   | VAN BUREN WTR DIST                    |                 |
| VEAZIE           | PENOBSCOT   | ADJ    | 12/54                  | BANGOR WTR DIST                       |                 |
| VEAZIE           | PENOBSCOT   | CONS   |                        | ORONO-VEAZIE WD                       | BANGOR WTR DIST |
| WASHBURN         | AROOSTOOK   | ADJ    | 10/61                  | WASHBURN WTR DIST                     |                 |
| WATERVILLE       | KENNEBEC    | ADJ    | 1/65                   | KENNEBEC WTR DIST                     |                 |
| WESTFIELD        | AROOSTOOK   | ADJ    | 11/71                  | MARS HILL - BLAINE WC                 |                 |
| WINSLOW          | KENNEBEC    | ADJ    | 1/65                   | KENNEBEC WTR DIST                     |                 |
| WINTERPORT       | WALDO       | ADJ    | 2/73                   | WINTERPORT WTR DIST                   |                 |
| WINTHROP         | KENNEBEC    | ADJ    | 2/72                   | WINTHROP WTR DIST                     |                 |
| WOODLAND         | WASHINGTON  | ADJ    | 4/55                   | BAILEYVILLE UTIL DIST                 |                 |
| WOOLWICH         | SAGadahoc   | ADJ    | 9/69                   | BATH WTR DIST                         |                 |



COMMUNITIES SERVED FLUORIDATED DRINKING WATER,  
BY COUNTY AND WATER SYSTEM WITHIN STATE (AS OF 12/31/85)

**MARYLAND**

| COMMUNITY               | COUNTY          | STATUS | FLUOR<br>START<br>DATE | SYSTEM SUPPLYING<br>FLUORIDATED WATER | SOURCE SYSTEM |
|-------------------------|-----------------|--------|------------------------|---------------------------------------|---------------|
| ABERDEEN                | HARFORD         | ADJ    | /53                    | ABERDEEN                              |               |
| ABERDEEN PROVING GROUND | HARFORD         | ADJ    | /63                    | ABERDEEN PROVING GROUNDS              |               |
| ACCIDENT                | GARRETT         | ADJ    | /75                    | ACCIDENT                              |               |
| ADELPHI                 | PRINCE GEORGE'S | ADJ    | 12/51                  | PATUXENT-WSSC                         |               |
| ANNAPOLIS               | ANNE ARUNDEL    | ADJ    | 8/54                   | ANNAPOLIS                             |               |
| ARNOLD                  | ANNE ARUNDEL    | ADJ    | /64                    | ARNOLD                                |               |
| BALTIMORE               | BALTIMORE       | ADJ    | 11/52                  | BALTIMORE CITY WS                     |               |
| BEL AIR                 | HARFORD         | ADJ    | /52                    | BEL AIR-MDWW                          |               |
| BELTSVILLE              | PRINCE GEORGE'S | ADJ    | 12/51                  | PATUXENT-WSSC                         |               |
| BERWYN HEIGHTS          | PRINCE GEORGE'S | ADJ    | 12/51                  | PATUXENT-WSSC                         |               |
| BETHESDA                | MONTGOMERY      | ADJ    | 12/51                  | PATUXENT-WSSC                         |               |
| BLADENSBURG             | PRINCE GEORGE'S | ADJ    | 12/51                  | PATUXENT-WSSC                         |               |
| BOWIE                   | PRINCE GEORGE'S | ADJ    | /63                    | BEL AIR-BOWIE                         |               |
| BRANDYWINE              | PRINCE GEORGE'S | ADJ    | 12/51                  | PATUXENT-WSSC                         |               |
| BRENTWOOD               | PRINCE GEORGE'S | ADJ    | 12/51                  | PATUXENT-WSSC                         |               |
| BRYAN'S ROAD            | CHARLES         | NATL   |                        | CHARLES UTIL CO                       |               |
| CABIN JOHN-BROOKMONT    | MONTGOMERY      | ADJ    | 12/51                  | PATUXENT-WSSC                         |               |
| CAMBRIDGE               | DORCHESTER      | NATL   |                        | CAMBRIDGE                             |               |
| CAMP SPRINGS            | PRINCE GEORGE'S | ADJ    | 12/51                  | PATUXENT-WSSC                         |               |
| CAPITOL HEIGHTS         | PRINCE GEORGE'S | ADJ    | 12/51                  | PATUXENT-WSSC                         |               |
| CATONSVILLE             | BALTIMORE       | ADJ    | 11/52                  | BALTIMORE CITY WS                     |               |
| CAVETOWN                | WASHINGTON      | ADJ    | /52                    | HAGERSTOWN-WILLSON                    |               |
| CHESTERTOWN             | KENT            | ADJ    | 1/64                   | CHESTERTOWN UTIL COMM                 |               |
| CHEVERLY                | PRINCE GEORGE'S | ADJ    | 12/51                  | PATUXENT-WSSC                         |               |

COMMUNITIES SERVED FLUORIDATED DRINKING WATER,  
BY COUNTY AND WATER SYSTEM WITHIN STATE (AS OF 12/31/85)

## MARYLAND

| COMMUNITY             | COUNTY          | STATUS | FLUOR<br>START<br>DATE | SYSTEM SUPPLYING<br>FLUORIDATED WATER | SOURCE SYSTEM     |
|-----------------------|-----------------|--------|------------------------|---------------------------------------|-------------------|
| CHEVY CHASE           | MONTGOMERY      | ADJ    | 12/51                  | PATUXENT-WSSC                         |                   |
| CHILLUM               | PRINCE GEORGE'S | ADJ    | 12/51                  | PATUXENT-WSSC                         |                   |
| CLINTON               | PRINCE GEORGE'S | ADJ    | 12/51                  | PATUXENT-WSSC                         |                   |
| COLESVILLE            | MONTGOMERY      | ADJ    | 12/51                  | PATUXENT-WSSC                         |                   |
| COLLEGE PARK          | PRINCE GEORGE'S | ADJ    | 12/51                  | PATUXENT-WSSC                         |                   |
| COLMAR MANOR          | PRINCE GEORGE'S | ADJ    | 12/51                  | PATUXENT-WSSC                         |                   |
| CORAL HILLS           | PRINCE GEORGE'S | ADJ    | 12/51                  | PATUXENT-WSSC                         |                   |
| COTTAGE CITY          | PRINCE GEORGE'S | ADJ    | 12/51                  | PATUXENT-WSSC                         |                   |
| CRISFIELD             | SOMERSET        | NATL   |                        | CRISFIELD                             |                   |
| CROFTON               | ANNE ARUNDEL    | CONS   |                        | CROFTON                               | ANNAPOLIS LANDING |
| DENTON                | CAROLINE        | NATL   |                        | DENTON                                |                   |
| DISTRICT HEIGHTS      | PRINCE GEORGE'S | ADJ    | 12/51                  | PATUXENT-WSSC                         |                   |
| DORSEY                | ANNE ARUNDEL    | ADJ    | /64                    | DORSEY RD                             |                   |
| DUNDALK               | BALTIMORE       | ADJ    | 11/52                  | BALTIMORE CITY WS                     |                   |
| EAST NEW MARKET       | DORCHESTER      | NATL   |                        | EAST NEW MARKET                       |                   |
| EASTON                | TALBOT          | NATL   |                        | EASTON UTILITIES                      |                   |
| EDGEEMERE             | BALTIMORE       | ADJ    | 11/52                  | BALTIMORE CITY WS                     |                   |
| EDMONDSTON            | PRINCE GEORGE'S | ADJ    | 12/51                  | PATUXENT-WSSC                         |                   |
| ESSEX                 | BALTIMORE       | ADJ    | 11/52                  | BALTIMORE CITY WS                     |                   |
| FAIRMONT HTS          | PRINCE GEORGE'S | ADJ    | 12/51                  | PATUXENT-WSSC                         |                   |
| FOREST HEIGHTS        | PRINCE GEORGE'S | ADJ    | 12/51                  | PATUXENT-WSSC                         |                   |
| FORESTVILLE           | PRINCE GEORGE'S | ADJ    | 12/51                  | PATUXENT-WSSC                         |                   |
| FORT MEADE            | ANNE ARUNDEL    | ADJ    | 11/61                  | FORT MEADE                            |                   |
| FREDERICK CITY (PART) | FREDERICK       | ADJ    |                        | FREDERICK-FRANCIS SCOTT KEY           |                   |

COMMUNITIES SERVED FLUORIDATED DRINKING WATER,  
BY COUNTY AND WATER SYSTEM WITHIN STATE (AS OF 12/31/85)

## MARYLAND

| COMMUNITY             | COUNTY          | STATUS | FLUOR<br>START<br>DATE | SYSTEM SUPPLYING<br>FLUORIDATED WATER | SOURCE SYSTEM     |
|-----------------------|-----------------|--------|------------------------|---------------------------------------|-------------------|
| FREDERICK CITY (PART) | FREDERICK       | CONS   |                        | FREDERICK-LINGANORE                   | ANNAPOLIS LANDING |
| FREDERICK CITY (PART) | FREDERICK       | ADJ    | /61                    | FREDERICK-MONACACY                    |                   |
| FREDERICK CITY (PART) | FREDERICK       | CONS   |                        | FREDERICK-YELLOW SPRINGS              | ANNAPOLIS LANDING |
| FREDERICK CITY (PART) | FREDERICK       | ADJ    | /61                    | FREDERICK-FISHING CREEK RESERV        |                   |
| FUNKSTOWN             | WASHINGTON      | ADJ    | /52                    | HAGERSTOWN-WILLSON                    |                   |
| GAITHERSBURG          | MONTGOMERY      | ADJ    | 12/51                  | PATUXENT-WSSC                         |                   |
| GARRETT PARK          | MONTGOMERY      | ADJ    | 12/51                  | PATUXENT-WSSC                         |                   |
| GLASS MANOR           | PRINCE GEORGE'S | ADJ    | 12/51                  | PATUXENT-WSSC                         |                   |
| GLEN BURNIE (PART)    | ANNE ARUNDEL    | ADJ    | 1/64                   | SAWMILL BRANCH                        |                   |
| GLEN ECHO             | MONTGOMERY      | ADJ    | 12/51                  | PATUXENT-WSSC                         |                   |
| GLENARDEN             | PRINCE GEORGE'S | ADJ    | 12/51                  | PATUXENT-WSSC                         |                   |
| GLENDALE HEIGHTS      | PRINCE GEORGE'S | ADJ    | 12/51                  | PATUXENT-WSSC                         |                   |
| GREENBELT             | PRINCE GEORGE'S | ADJ    | 12/51                  | PATUXENT-WSSC                         |                   |
| GREENSBORO            | CAROLINE        | NATL   |                        | GREENSBORO                            |                   |
| HAGERSTOWN            | WASHINGTON      | ADJ    | /52                    | HAGERSTOWN-WILLSON                    |                   |
| HALFWAY               | WASHINGTON      | ADJ    | /52                    | HAGERSTOWN-WILLSON                    |                   |
| HANCOCK               | WASHINGTON      | ADJ    | /74                    | HANCOCK                               |                   |
| HAVRE DE GRACE        | HARFORD         | ADJ    | /74                    | HAVRE DE GRACE                        |                   |
| HERALD HARBOR         | ANNE ARUNDEL    | ADJ    | /64                    | HERALD HARBOR                         |                   |
| HILLCREST HEIGHTS     | PRINCE GEORGE'S | ADJ    | 12/51                  | PATUXENT-WSSC                         |                   |
| HILLDENDALE           | MONTGOMERY      | ADJ    | 12/51                  | PATUXENT-WSSC                         |                   |
| HYATTSVILLE           | PRINCE GEORGE'S | ADJ    | 12/51                  | PATUXENT-WSSC                         |                   |
| INDIAN HEAD           | CHARLES         | NATL   |                        | INDIAN HEAD                           |                   |
| JESSUP                | HOWARD          | ADJ    | 11/52                  | BALTIMORE CITY WS                     |                   |

COMMUNITIES SERVED FLUORIDATED DRINKING WATER,  
BY COUNTY AND WATER SYSTEM WITHIN STATE (AS OF 12/31/85)

# MARYLAND

| COMMUNITY            | COUNTY          | STATUS | FLUOR<br>START<br>DATE | SYSTEM SUPPLYING<br>FLUORIDATED WATER | SOURCE SYSTEM |
|----------------------|-----------------|--------|------------------------|---------------------------------------|---------------|
| JOPPATOWNE           | HARFORD         | ADJ    | 1/62                   | JOPPATOWNE                            |               |
| KENSINGTON           | MONTGOMERY      | ADJ    | 12/51                  | PATUXENT-WSSC                         |               |
| LA PLATA             | CHARLES         | NATL   |                        | LA PLATA                              |               |
| LAKEVIEW             | HOWARD          | ADJ    | 11/52                  | BALTIMORE CITY WS                     |               |
| LANDOVER             | PRINCE GEORGE'S | ADJ    | 12/51                  | PATUXENT-WSSC                         |               |
| LANDOVER HILLS       | PRINCE GEORGE'S | ADJ    | 12/51                  | PATUXENT-WSSC                         |               |
| LANGLEY PARK         | PRINCE GEORGE'S | ADJ    | 12/51                  | PATUXENT-WSSC                         |               |
| LANHAM-SEABROOK      | PRINCE GEORGE'S | ADJ    | 12/51                  | PATUXENT-WSSC                         |               |
| LANSDOWNE            | BALTIMORE       | ADJ    | 11/52                  | BALTIMORE CITY WS                     |               |
| LARGO                | PRINCE GEORGE'S | ADJ    | 12/51                  | PATUXENT-WSSC                         |               |
| LAUREL               | PRINCE GEORGE'S | ADJ    | 12/51                  | PATUXENT-WSSC                         |               |
| LEXINGTON PARK       | ST. MARY'S      | ADJ    | /76                    | LEXINGTON PARK-ESSEX                  |               |
| LOCHEARN             | BALTIMORE       | ADJ    | 11/52                  | BALTIMORE CITY WS                     |               |
| LUTHERVILLE-TIMONIUM | BALTIMORE       | ADJ    | 11/52                  | BALTIMORE CITY WS                     |               |
| MARYLAND CITY        | ANNE ARUNDEL    | ADJ    | 1/64                   | MARYLAND CITY-YELLOW SPRING           |               |
| MIDDLE RIVER         | BALTIMORE       | ADJ    | 11/52                  | BALTIMORE CITY WS                     |               |
| MORNINGSIDE          | PRINCE GEORGE'S | ADJ    | 12/51                  | PATUXENT-WSSC                         |               |
| MT LAKE PARK (PART)  | GARRETT         | ADJ    | /76                    | BROADFORD                             |               |
| MT RAINIER           | PRINCE GEORGE'S | ADJ    | 12/51                  | PATUXENT-WSSC                         |               |
| NEW CARROLLTON       | PRINCE GEORGE'S | ADJ    | 12/51                  | PATUXENT-WSSC                         |               |
| NEW WINDSOR          | CARROLL         | ADJ    | 1/68                   | NEW WINDSOR                           |               |
| NORTH BRENIWOOD      | PRINCE GEORGE'S | ADJ    | 12/51                  | PATUXENT-WSSC                         |               |
| NORTH LAUREL         | HOWARD          | ADJ    | 11/52                  | BALTIMORE CITY WS                     |               |
| OVERLEA              | BALTIMORE       | ADJ    | 11/52                  | BALTIMORE CITY WS                     |               |

COMMUNITIES SERVED FLUORIDATED DRINKING WATER,  
BY COUNTY AND WATER SYSTEM WITHIN STATE (AS OF 12/31/85)

## MARYLAND

| COMMUNITY       | COUNTY          | STATUS | FLUOR<br>START<br>DATE | SYSTEM SUPPLYING<br>FLUORIDATED WATER | SOURCE SYSTEM      |
|-----------------|-----------------|--------|------------------------|---------------------------------------|--------------------|
| OXFORD          | TALBOT          | NATL   |                        | OXFORD UTILITIES                      |                    |
| OXON HILL       | PRINCE GEORGE'S | ADJ    | 12/51                  | PATUXENT-WSSC                         |                    |
| PALMER PARK     | PRINCE GEORGE'S | ADJ    | 12/51                  | PATUXENT-WSSC                         |                    |
| PARKVILLE       | BALTIMORE       | ADJ    | 11/52                  | BALTIMORE CITY WS                     |                    |
| PERRY HALL      | BALTIMORE       | ADJ    | 11/52                  | BALTIMORE CITY WS                     |                    |
| PIKESVILLE      | BALTIMORE       | ADJ    | 11/52                  | BALTIMORE CITY WS                     |                    |
| POCOMOKE CITY   | WORCESTER       | ADJ    | /73                    | POCOMOKE                              |                    |
| POTOMAC         | MONTGOMERY      | ADJ    | 12/51                  | PATUXENT-WSSC                         |                    |
| POTOMAC HEIGHTS | CHARLES         | NATL   |                        | POTOMAC HEIGHTS                       |                    |
| RANDALLSTOWN    | BALTIMORE       | ADJ    | 11/52                  | BALTIMORE CITY WS                     |                    |
| REISTERTOWN     | BALTIMORE       | ADJ    | 11/52                  | BALTIMORE CITY WS                     |                    |
| RIVERDALE       | PRINCE GEORGE'S | ADJ    | 12/51                  | PATUXENT-WSSC                         |                    |
| ROCK HALL       | KENT            | ADJ    | 5/62                   | CHESTERTOWN UTIL COMM                 |                    |
| ROCKVILLE       | MONTGOMERY      | ADJ    | 12/58                  | ROCKVILLE                             |                    |
| ROSEDALE        | BALTIMORE       | ADJ    | 11/52                  | BALTIMORE CITY WS                     |                    |
| ROSSVILLE       | BALTIMORE       | ADJ    | 11/52                  | BALTIMORE CITY WS                     |                    |
| SALISBURY       | WICOMICO        | ADJ    | 4/59                   | SALISBURY-MAIN ST                     |                    |
| SEAT PLEASANT   | PRINCE GEORGE'S | ADJ    | 12/51                  | PATUXENT-WSSC                         |                    |
| SECRETARY       | DORCHESTER      | NATL   |                        | SECRETARY                             |                    |
| SECURITY        | WASHINGTON      | ADJ    | /52                    | HAGERSTOWN-WILLSON                    |                    |
| SILVER SPRING   | MONTGOMERY      | ADJ    | 12/51                  | PATUXENT-WSSC                         |                    |
| SMITHSBURG      | WASHINGTON      | CONS   |                        | HAGERSTOWN-SMITHSBURG                 | HAGERSTOWN-WILLSON |
| SNOW HILL       | WORCESTER       | ADJ    | 11/58                  | SNOW HILL                             |                    |
| SOMERSET        | MONTGOMERY      | ADJ    | 12/51                  | PATUXENT-WSSC                         |                    |

COMMUNITIES SERVED FLUORIDATED DRINKING WATER,  
 BY COUNTY AND WATER SYSTEM WITHIN STATE (AS OF 12/31/85)

# MARYLAND

| COMMUNITY           | COUNTY          | STATUS | FLUOR<br>START<br>DATE | SYSTEM SUPPLYING<br>FLUORIDATED WATER | SOURCE SYSTEM      |
|---------------------|-----------------|--------|------------------------|---------------------------------------|--------------------|
| SUITLAND-SILVERHILL | PRINCE GEORGE'S | ADJ    | 12/51                  | PATUXENT-WSSC                         |                    |
| TAKOMA PARK         | MONTGOMERY      | ADJ    | 12/51                  | PATUXENT-WSSC                         |                    |
| TEMPLE HILLS        | PRINCE GEORGE'S | ADJ    | 12/51                  | PATUXENT-WSSC                         |                    |
| UNIVERSITY PARK     | PRINCE GEORGE'S | ADJ    | 12/51                  | PATUXENT-WSSC                         |                    |
| UPPER MARLBORO      | PRINCE GEORGE'S | ADJ    | 12/51                  | PATUXENT-WSSC                         |                    |
| US NAVAL ACADEMY    | ANNE ARUNDEL    | ADJ    | /54                    | DAVID TAYLOR NAVAL STATION            |                    |
| VIENNA              | DORCHESTER      | NATL   |                        | VIENNA                                |                    |
| WALKERSVILLE (PART) | FREDERICK       | ADJ    | /75                    | WALKERSVILLE-WELL PLANT               |                    |
| WALKERSVILLE (PART) | FREDERICK       | ADJ    | /73                    | WALKERSVILLE-RESERVOIR PLANT          |                    |
| WASHINGTON GROVE    | MONTGOMERY      | ADJ    | 12/51                  | PATUXENT-WSSC                         |                    |
| WESTMINISTER        | CARROLL         | ADJ    | /64                    | WESTMINISTER                          |                    |
| WHEATON-GLENMOUNT   | MONTGOMERY      | ADJ    | 12/51                  | PATUXENT-WSSC                         |                    |
| WILLIAMSPORT (PART) | WASHINGTON      | CONS   |                        | HAGERSTOWN-SMITHSBURG                 | HAGERSTOWN-WILLSON |
| WOODLAWN            | PRINCE GEORGE   | ADJ    | 11/52                  | BALTIMORE CITY WS                     |                    |

COMMUNITIES SERVED FLUORIDATED DRINKING WATER,  
BY COUNTY AND WATER SYSTEM WITHIN STATE (AS OF 12/31/85)

## MASSACHUSETTS

| COMMUNITY      | COUNTY    | STATUS | FLUOR<br>START<br>DATE | SYSTEM SUPPLYING<br>FLUORIDATED WATER | SOURCE SYSTEM |
|----------------|-----------|--------|------------------------|---------------------------------------|---------------|
| ACTON          | MIDDLESEX | ADJ    | 9/70                   | ACTON                                 |               |
| AMESBURY       | ESSEX     | ADJ    | 11/68                  | AMESBURY                              |               |
| ANDOVER        | ESSEX     | ADJ    | 9/69                   | ANDOVER                               |               |
| ARLINGTON      | MIDDLESEX | ADJ    | 6/78                   | METROPOLITAN WATER DIST (MDC)         |               |
| ASHBURNHAM     | WORCESTER | ADJ    | 11/52                  | ASHBURNHAM                            |               |
| ATHOL          | WORCESTER | ADJ    | 11/52                  | ATHOL                                 |               |
| ATTLEBORO      | BRISTOL   | ADJ    | 4/73                   | ATTLEBORO                             |               |
| BEDFORD        | MIDDLESEX | ADJ    | 6/78                   | BEDFORD                               |               |
| BELMONT        | MIDDLESEX | ADJ    | 6/78                   | METROPOLITAN WATER DIST (MDC)         |               |
| BEVERLY        | ESSEX     | ADJ    | 12/52                  | BEVERLY                               |               |
| BOSTON         | SUFFOLK   | ADJ    | 6/78                   | METROPOLITAN WATER DIST (MDC)         |               |
| BROOKLINE      | NORFOLK   | ADJ    | 6/78                   | METROPOLITAN WATER DIST (MDC)         |               |
| CAMBRIDGE      | MIDDLESEX | ADJ    | 4/74                   | CAMBRIDGE                             |               |
| CANTON         | NORFOLK   | ADJ    | 4/78                   | CANTON                                |               |
| CHELSEA        | SUFFOLK   | ADJ    | 6/78                   | METROPOLITAN WATER DIST (MDC)         |               |
| COHASSET       | NORFOLK   | ADJ    | 6/56                   | COHASSET                              |               |
| CONCORD        | MIDDLESEX | ADJ    | 3/70                   | CONCORD                               |               |
| DANVERS        | ESSEX     | ADJ    | 5/51                   | DANVERS                               |               |
| DEDHAM         | NORFOLK   | ADJ    | 1/77                   | DEDHAM WATER CO                       |               |
| DIGHTON (PART) | BRISTOL   | ADJ    | 6/69                   | SOMERSET                              |               |
| DRACUT (PART)  | MIDDLESEX | CONS   |                        | DRACUT                                | LOWELL        |
| ESSEX          | ESSEX     | ADJ    | 12/54                  | ESSEX                                 |               |
| EVERETT        | MIDDLESEX | ADJ    | 6/78                   | METROPOLITAN WATER DIST (MDC)         |               |
| FALL RIVER     | BRISTOL   | ADJ    | 3/73                   | FALL RIVER                            |               |

COMMUNITIES SERVED FLUORIDATED DRINKING WATER,  
BY COUNTY AND WATER SYSTEM WITHIN STATE (AS OF 12/31/85)

# MASSACHUSETTS

| COMMUNITY        | COUNTY    | STATUS | FLUOR<br>START<br>DATE | SYSTEM SUPPLYING<br>FLUORIDATED WATER | SOURCE SYSTEM |
|------------------|-----------|--------|------------------------|---------------------------------------|---------------|
| FITCHBURG        | WORCESTER | ADJ    | 6/75                   | FITCHBURG                             |               |
| FORT DEVENS      | MIDDLESEX | ADJ    | 10/58                  | AYER                                  |               |
| FRAMINGHAM       | MIDDLESEX | ADJ    | 6/78                   | METROPOLITAN WATER DIST (MDC)         |               |
| FRANKLIN         | NORFOLK   | ADJ    | 11/70                  | FRANKLIN                              |               |
| GLOUCESTER       | ESSEX     | ADJ    | 7/81                   | GLOUCESTER                            |               |
| HAMILTON         | ESSEX     | ADJ    | 3/56                   | HAMILTON                              |               |
| HAVERHILL        | ESSEX     | ADJ    | 9/71                   | HAVERHILL                             |               |
| HINGHAM          | PLYMOUTH  | ADJ    | 5/53                   | HINGHAM WATER CO                      |               |
| HOLLISTON        | MIDDLESEX | ADJ    | 10/70                  | HOLLISTON                             |               |
| HOLYOKE          | HAMPDEN   | ADJ    | 6/70                   | HOLYOKE                               |               |
| HUDSON           | MIDDLESEX | ADJ    | 1/85                   | HUDSON                                |               |
| HULL             | PLYMOUTH  | ADJ    | 5/53                   | HINGHAM WATER CO                      |               |
| IPSWICH          | ESSEX     | ADJ    | 10/71                  | IPSWICH                               |               |
| LAWRENCE         | ESSEX     | ADJ    | 3/83                   | LAWRENCE                              |               |
| LEXINGTON        | MIDDLESEX | ADJ    | 6/78                   | METROPOLITAN WATER DIST (MDC)         |               |
| LINCOLN          | MIDDLESEX | ADJ    | 4/71                   | LINCOLN                               |               |
| LOWELL           | ESSEX     | ADJ    | 6/82                   | LOWELL                                |               |
| LYNN             | ESSEX     | ADJ    | 8/83                   | LYNN                                  |               |
| LYNNFIELD (PART) | ESSEX     | ADJ    | 11/59                  | LYNNFIELD CTR.                        |               |
| LYNNFIELD (PART) | ESSEX     | ADJ    | 6/78                   | METROPOLITAN WATER DIST (MDC)         |               |
| MALDEN           | MIDDLESEX | ADJ    | 6/78                   | METROPOLITAN WATER DIST (MDC)         |               |
| MANCHESTER       | ESSEX     | ADJ    | 10/83                  | MANCHESTER                            |               |
| MARBLEHEAD       | ESSEX     | ADJ    | 6/78                   | METROPOLITAN WATER DIST (MDC)         |               |
| MARLBOROUGH      | MIDDLESEX | ADJ    | 11/82                  | MARLBOROUGH                           |               |



COMMUNITIES SERVED FLUORIDATED DRINKING WATER,  
BY COUNTY AND WATER SYSTEM WITHIN STATE (AS OF 12/31/85)

## MASSACHUSETTS

| COMMUNITY      | COUNTY    | STATUS | FLUOR<br>START<br>DATE | SYSTEM SUPPLYING<br>FLUORIDATED WATER | SOURCE SYSTEM |
|----------------|-----------|--------|------------------------|---------------------------------------|---------------|
| MEDFORD        | MIDDLESEX | ADJ    | 6/78                   | METROPOLITAN WATER DIST (MDC)         |               |
| MEDWAY         | NORFOLK   | ADJ    | 12/53                  | MEDWAY                                |               |
| MELROSE        | MIDDLESEX | ADJ    | 6/78                   | METROPOLITAN WATER DIST (MDC)         |               |
| MIDDLETON      | ESSEX     | ADJ    | 5/51                   | DANVERS                               |               |
| MILLIS (PART)  | NORFOLK   | CONS   |                        | MILLIS                                | MEDWAY        |
| MILTON         | NORFOLK   | ADJ    | 6/78                   | METROPOLITAN WATER DIST (MDC)         |               |
| NAHANT         | ESSEX     | ADJ    | 6/78                   | METROPOLITAN WATER DIST (MDC)         |               |
| NEEDHAM        | NORFOLK   | ADJ    | 11/71                  | NEEDHAM                               |               |
| NEWBURY (PART) | ESSEX     | ADJ    | 3/69                   | NEWBURYPORT                           |               |
| NEWBURYPORT    | ESSEX     | ADJ    | 3/69                   | NEWBURYPORT                           |               |
| NEWTON         | MIDDLESEX | ADJ    | 6/78                   | METROPOLITAN WATER DIST (MDC)         |               |
| NORTH ANDOVER  | ESSEX     | ADJ    | 5/75                   | NORTH ANDOVER                         |               |
| NORTH DIGTON   | BRISTOL   | ADJ    | 12/81                  | TAUNTON                               |               |
| NORTH READING  | MIDDLESEX | ADJ    | 8/71                   | NORTH READING                         |               |
| NORWOOD        | NORFOLK   | ADJ    | 6/78                   | METROPOLITAN WATER DIST (MDC)         |               |
| PEABODY        | ESSEX     | ADJ    | 2/83                   | PEABODY                               |               |
| PEMBROKE       | PLYMOUTH  | ADJ    | 9/69                   | PEMBROKE                              |               |
| QUINCY         | NORFOLK   | ADJ    | 6/78                   | METROPOLITAN WATER DIST (MDC)         |               |
| READING        | MIDDLESEX | ADJ    | 6/69                   | READING                               |               |
| REVERE         | SUFFOLK   | ADJ    | 6/78                   | METROPOLITAN WATER DIST (MDC)         |               |
| ROCKPORT       | ESSEX     | ADJ    | 2/84                   | ROCKPORT                              |               |
| SALEM          | ESSEX     | ADJ    | 12/52                  | BEVERLY                               |               |
| SAUCUS         | ESSEX     | ADJ    | 6/78                   | METROPOLITAN WATER DIST (MDC)         |               |
| SCITUATE       | PLYMOUTH  | ADJ    | 7/54                   | SCITUATE                              |               |

COMMUNITIES SERVED FLUORIDATED DRINKING WATER,  
BY COUNTY AND WATER SYSTEM WITHIN STATE (AS OF 12/31/85)

# MASSACHUSETTS

| COMMUNITY    | COUNTY    | STATUS | FLUOR<br>START<br>DATE | SYSTEM SUPPLYING<br>FLUORIDATED WATER | SOURCE SYSTEM |
|--------------|-----------|--------|------------------------|---------------------------------------|---------------|
| SEEKONK      | BRISTOL   | ADJ    | 11/52                  | SEEKONK                               |               |
| SHARON       | NORFOLK   | ADJ    | 12/53                  | SHARON                                |               |
| SHREWSBURY   | WORCESTER | ADJ    | 12/53                  | SHREWSBURY                            |               |
| SOMERSET     | BRISTOL   | ADJ    | 6/69                   | SOMERSET                              |               |
| SOMERVILLE   | MIDDLESEX | ADJ    | 6/78                   | METROPOLITAN WATER DIST (MDC)         |               |
| SOUTHBRIDGE  | WORCESTER | ADJ    | 3/71                   | SOUTHBRIDGE                           |               |
| STONEHAM     | MIDDLESEX | ADJ    | 6/78                   | METROPOLITAN WATER DIST (MDC)         |               |
| SUDBURY      | MIDDLESEX | ADJ    | 12/60                  | SUDBURY                               |               |
| SWAMPSCOTT   | ESSEX     | ADJ    | 6/78                   | METROPOLITAN WATER DIST (MDC)         |               |
| SWANSEA      | BRISTOL   | ADJ    | 9/69                   | SWANSEA                               |               |
| TAUNTON      | BRISTOL   | ADJ    | 12/81                  | TAUNTON                               |               |
| TEMPLETON    | WORCESTER | ADJ    | 6/51                   | TEMPLETON                             |               |
| TOPSFIELD    | ESSEX     | ADJ    | 12/53                  | TOPSFIELD                             |               |
| WAKEFIELD    | MIDDLESEX | ADJ    | 4/78                   | WAKEFIELD                             |               |
| WALPOLE      | NORFOLK   | ADJ    | 3/77                   | WALPOLE                               |               |
| WALTHAM      | MIDDLESEX | ADJ    | 6/78                   | METROPOLITAN WATER DIST (MDC)         |               |
| WATERTOWN    | MIDDLESEX | ADJ    | 6/78                   | METROPOLITAN WATER DIST (MDC)         |               |
| WENHAM       | ESSEX     | ADJ    | 1/67                   | WENHAM                                |               |
| WEST NEWBURY | ESSEX     | ADJ    | 3/69                   | NEWBURYPORT                           |               |
| WESTBOROUGH  | WORCESTER | ADJ    | 12/74                  | WESTBOROUGH                           |               |
| WESTMINISTER | WORCESTER | ADJ    | 1/68                   | WESTMINISTER                          |               |
| WESTON       | MIDDLESEX | ADJ    | 6/78                   | METROPOLITAN WATER DIST (MDC)         |               |
| WESTWOOD     | NORFOLK   | ADJ    | 1/77                   | DEDHAM WATER CO                       |               |
| WEYMOUTH     | NORFOLK   | ADJ    | 3/72                   | WEYMOUTH                              |               |

COMMUNITIES SERVED FLUORIDATED DRINKING WATER,  
BY COUNTY AND WATER SYSTEM WITHIN STATE (AS OF 12/31/85)

## MASSACHUSETTS

| COMMUNITY     | COUNTY    | STATUS | FLUOR<br>START<br>DATE | SYSTEM SUPPLYING<br>FLUORIDATED WATER | SOURCE SYSTEM |
|---------------|-----------|--------|------------------------|---------------------------------------|---------------|
| WINCHESTER    | MIDDLESEX | ADJ    | 3/56                   | WINCHESTER                            |               |
| WINTHROP      | SUFFOLK   | ADJ    | 6/78                   | METROPOLITAN WATER DIST (MDC)         |               |
| WOBURN (PART) | MIDDLESEX | ADJ    | 6/78                   | METROPOLITAN WATER DIST (MDC)         |               |

COMMUNITIES SERVED FLUORIDATED DRINKING WATER,  
BY COUNTY AND WATER SYSTEM WITHIN STATE (AS OF 12/31/85)

## MICHIGAN

| COMMUNITY          | COUNTY      | STATUS | FLUOR<br>START<br>DATE | SYSTEM SUPPLYING<br>FLUORIDATED WATER | SOURCE SYSTEM |
|--------------------|-------------|--------|------------------------|---------------------------------------|---------------|
| ADDISON            | LENAWEE     | NATL   |                        | ADDISON                               |               |
| ADRIAN             | LENAWEE     | ADJ    | 11/60                  | ADRIAN                                |               |
| AKRON              | TUSCOOLA    | NATL   |                        | AKRON                                 |               |
| ALBION             | CALHOUN     | ADJ    | 11/66                  | ALBION                                |               |
| ALCONAC            | ST. CLAIR   | ADJ    | 9/49                   | ALCONAC                               |               |
| ALLEGAN            | ALLEGAN     | ADJ    | 1/73                   | ALLEGAN                               |               |
| ALLEN PARK         | WAYNE       | CONS   |                        | ALLEN PARK                            | DETROIT       |
| ALMA               | GRATIOT     | ADJ    | 8/65                   | ALMA                                  |               |
| ALMONT             | LAPEER      | CONS   |                        | ALMONT                                | DETROIT       |
| ALPENA             | ALPENA      | ADJ    | 9/58                   | ALPENA                                |               |
| ANN ARBOR          | WASHTENAW   | ADJ    | 12/51                  | ANN ARBOR                             |               |
| ARMADA             | MACOMB      | NATL   |                        | ARMADA                                |               |
| AUBURN             | MIDLAND     | CONS   |                        | AUBURN                                | MIDLAND       |
| BAD AXE            | HURON       | NATL   |                        | BAD AXE                               |               |
| BALDWIN TWP        | IOSCO       | CONS   |                        | BALDWIN TWP                           | EAST TAWAS    |
| BANCROFT           | SHILAWASSEE | NATL   |                        | BANCROFT                              |               |
| BANGOR             | VAN BUREN   | ADJ    | 6/73                   | BANGOR                                |               |
| BARAGA             | BARAGA      | ADJ    | 7/72                   | BARAGA                                |               |
| BATTLE CREEK       | CALHOUN     | ADJ    | 4/51                   | BATTLE CREEK-VERONA                   |               |
| BAY CITY           | BAY         | ADJ    | 11/52                  | BAY CITY                              |               |
| BEECHER METRO DIST | GENESEE     | NATL   |                        | BEECHER METRO DIST                    |               |
| BELDING            | IONIA       | ADJ    | /71                    | BELDING                               |               |
| BELLEVILLE         | WAYNE       | CONS   |                        | BELLEVILLE                            | DETROIT       |
| BENTON HARBOR      | BERRIEN     | ADJ    | 9/51                   | BENTON HARBOR                         |               |

COMMUNITIES SERVED FLUORIDATED DRINKING WATER,  
BY COUNTY AND WATER SYSTEM WITHIN STATE (AS OF 12/31/85)

# MICHIGAN

| COMMUNITY        | COUNTY     | STATUS | FLUOR<br>START<br>DATE | SYSTEM SUPPLYING<br>FLUORIDATED WATER | SOURCE SYSTEM            |
|------------------|------------|--------|------------------------|---------------------------------------|--------------------------|
| BERKLEY          | OAKLAND    | CONS   |                        | BERKLEY                               | SE OAKLAND CO WATER AUTH |
| BEVERLY HILLS    | OAKLAND    | CONS   |                        | BEVERLY HILLS                         | SE OAKLAND CO WATER AUTH |
| BIG RAPIDS       | MECOSTA    | ADJ    | 4/61                   | BIG RAPIDS                            |                          |
| BINGHAM FARMS    | OAKLAND    | CONS   |                        | BINGHAM FARMS                         | SE OAKLAND CO WATER AUTH |
| BIRCH RUN        | SAGINAW    | CONS   |                        | BIRCH RUN                             | SAGINAW                  |
| BIRMINGHAM       | OAKLAND    | CONS   |                        | BIRMINGHAM                            | SE OAKLAND CO WATER AUTH |
| BLISSFIELD       | LENAWEE    | ADJ    | 11/73                  | BLISSFIELD                            |                          |
| BLOOMFIELD HILLS | OAKLAND    | CONS   |                        | BLOOMFIELD HILLS                      | DETROIT                  |
| BLOOMFIELD TWP   | OAKLAND    | CONS   |                        | BLOOMFIELD TWP                        | DETROIT                  |
| BOYNE CITY       | CHARLEVOIX | ADJ    | 11/73                  | BOYNE CITY                            |                          |
| BRIDGMAN         | BERRIEN    | ADJ    | 12/68                  | BRIDGMAN                              |                          |
| BRIGHTON         | LIVINGSTON | ADJ    | /64                    | BRIGHTON                              |                          |
| BRITTON          | LENAWEE    | NATL   |                        | BRITTON                               |                          |
| BRONSON          | BRANCH     | ADJ    | 10/67                  | BRONSON                               |                          |
| BROOKLYN         | JACKSON    | ADJ    | 3/74                   | BROOKLYN                              |                          |
| BROWN CITY       | SANILAC    | NATL   |                        | BROWN CITY                            |                          |
| BUCHANAN         | BERRIEN    | ADJ    | 10/52                  | BUCHANAN                              |                          |
| BURR OAK         | ST. JOSEPH | ADJ    | 4/74                   | BURR OAK                              |                          |
| BURTON (PART)    | GENESEE    | CONS   |                        | BURTON                                | GENESEE CO DRAIN COMM    |
| BURTON (PART)    | GENESEE    | NATL   |                        | BURTON                                |                          |
| BYRON            | SHIAWASSEE | NATL   |                        | BYRON                                 |                          |
| BYRON TWP        | KENT       | CONS   |                        | BYRON TWP                             | WYOMING                  |
| CAMDEN           | HILLSDALE  | NATL   |                        | CAMDEN                                |                          |
| CANTON TWP       | WAYNE      | CONS   |                        | CANTON TWP                            | DETROIT                  |

COMMUNITIES SERVED FLUORIDATED DRINKING WATER,  
BY COUNTY AND WATER SYSTEM WITHIN STATE (AS OF 12/31/85)

# MICHIGAN

| COMMUNITY        | COUNTY      | STATUS | FLUOR<br>START<br>DATE | SYSTEM SUPPLYING<br>FLUORIDATED WATER | SOURCE SYSTEM            |
|------------------|-------------|--------|------------------------|---------------------------------------|--------------------------|
| CAPAC            | ST. CLAIR   | NATL   |                        | CAPAC                                 |                          |
| CARO             | TUSCOLA     | NATL   |                        | CARO                                  |                          |
| CARSON CITY      | MONTCALM    | ADJ    | 10/66                  | CARSON CITY                           |                          |
| CASEVILLE        | HURON       | NATL   |                        | CASEVILLE                             |                          |
| CASS CITY        | TUSCOLA     | NATL   |                        | CASS CITY                             |                          |
| CEDAR SPRINGS    | KENT        | ADJ    | 10/58                  | CEDAR SPRINGS                         |                          |
| CENTERLINE       | MACOMB      | CONS   |                        | CENTERLINE                            | DETROIT                  |
| CHARLEVOIX       | CHARLEVOIX  | ADJ    | 10/53                  | CHARLEVOIX                            |                          |
| CHARLOTTE        | EATON       | ADJ    | 6/65                   | CHARLOTTE                             |                          |
| CHEBOYGAN        | CHEBOYGAN   | NATL   |                        | CHEBOYGAN                             |                          |
| CHELSEA          | WASHTENAW   | ADJ    | 5/61                   | CHELSEA                               |                          |
| CLARE            | CLARE       | ADJ    | 11/70                  | CLARE                                 |                          |
| CLAWSON          | OAKLAND     | CONS   |                        | CLAWSON                               | SE OAKLAND CO WATER AUTH |
| CLIFFORD         | LAPEER      | NATL   |                        | CLIFFORD                              |                          |
| CLINTON TWP      | MACOMB      | CONS   |                        | CLINTON TWP                           | DETROIT                  |
| CLIO             | GENESEE     | CONS   |                        | CLIO                                  | GENESEE CO DRAIN COMM    |
| COLUMBIAVILLE    | LAPEER      | NATL   |                        | COLUMBIAVILLE                         |                          |
| COOPERSVILLE     | OTTAWA      | CONS   |                        | COOPERSVILLE                          | GRAND RAPIDS             |
| CORUNNA          | SHILAWASSEE | NATL   |                        | CORUNNA                               |                          |
| DAVISON          | GENESEE     | NATL   |                        | DAVISON                               |                          |
| DAVISON TWP      | GENESEE     | CONS   |                        | DAVISON TWP                           | GENESEE CO DRAIN COMM    |
| DEARBORN         | WAYNE       | CONS   |                        | DEARBORN                              | DETROIT                  |
| DEARBORN HEIGHTS | WAYNE       | CONS   |                        | DEARBORN HEIGHTS                      | DETROIT                  |
| DETROIT          | WAYNE       | ADJ    | 8/67                   | DETROIT                               |                          |

COMMUNITIES SERVED FLUORIDATED DRINKING WATER,  
BY COUNTY AND WATER SYSTEM WITHIN STATE (AS OF 12/31/85)

# MICHIGAN

| COMMUNITY              | COUNTY     | STATUS | FLUOR<br>START<br>DATE | SYSTEM SUPPLYING<br>FLUORIDATED WATER | SOURCE SYSTEM               |
|------------------------|------------|--------|------------------------|---------------------------------------|-----------------------------|
| DOWAGIAC               | CASS       | ADJ    | /70                    | DOWAGIAC                              |                             |
| DRYDEN                 | LAPEER     | NATL   |                        | DRYDEN                                |                             |
| DUNDEE                 | MONROE     | ADJ    | /72                    | DUNDEE                                |                             |
| E GRAND RAPIDS         | KENT       | CONS   |                        | E GRAND RAPIDS                        | GRAND RAPIDS                |
| EAST DETROIT           | MACOMB     | CONS   |                        | EAST DETROIT                          | DETROIT                     |
| EAST JORDAN            | CHARLEVOIX | ADJ    | 4/58                   | EAST JORDAN                           |                             |
| EAST LANSING           | INGHAM     | CONS   |                        | E LANSING                             | E LANSING-MERIDIAN TWP AUTH |
| EAST TAWAS             | IOSCO      | ADJ    |                        | EAST TAWAS                            |                             |
| EATON RAPIDS           | EATON      | ADJ    | /71                    | EATON RAPIDS                          |                             |
| EOORSE                 | WAYNE      | CONS   |                        | EOORSE                                | DETROIT                     |
| ELK RAPIDS             | ANTRIM     | ADJ    | 12/69                  | ELK RAPIDS                            |                             |
| ESCANABA               | DELTA      | ADJ    | 12/55                  | ESCANABA                              |                             |
| ESSEXVILLE             | BAY        | CONS   |                        | ESSEXVILLE                            | BAY CITY                    |
| FARMINGTON             | OAKLAND    | CONS   |                        | FARMINGTON                            | DETROIT                     |
| FARMINGTON HILLS       | OAKLAND    | CONS   |                        | FARMINGTON HILLS                      | DETROIT                     |
| FENTON                 | GENESEE    | ADJ    | 9/63                   | FENTON                                |                             |
| FERNDALE               | OAKLAND    | CONS   |                        | FERNDALE                              | DETROIT                     |
| FERRYSBURG             | OTTAWA     | CONS   |                        | FERRYSBURG                            | GRAND HAVEN                 |
| FLAT ROCK              | WAYNE      | CONS   |                        | FLAT ROCK                             | DETROIT                     |
| FLINT                  | GENESEE    | CONS   |                        | FLINT                                 | DETROIT                     |
| FLUSHING               | GENESEE    | CONS   |                        | FLUSHING                              | GENESEE CO DRAIN COMM       |
| FOWLER                 | CLINTON    | NATL   |                        | FOWLER                                |                             |
| FOWLerville            | LIVINGSTON | ADJ    | 3/73                   | FOWLerville                           |                             |
| FRANKENLUST TWP (PART) | BAY        | CONS   |                        | FRANKENLUST TWP                       | BAY CITY                    |

COMMUNITIES SERVED FLUORIDATED DRINKING WATER,  
BY COUNTY AND WATER SYSTEM WITHIN STATE (AS OF 12/31/85)

# MICHIGAN

| COMMUNITY              | COUNTY    | STATUS | FLUOR<br>START<br>DATE | SYSTEM SUPPLYING<br>FLUORIDATED WATER | SOURCE SYSTEM         |
|------------------------|-----------|--------|------------------------|---------------------------------------|-----------------------|
| FRANKENLUST TWP (PART) | BAY       | CONS   |                        | FRANKENLUST TWP                       | SAGINAW               |
| FRANKENMUTH            | SAGINAW   | CONS   |                        | FRANKENMUTH                           | SAGINAW               |
| FRASER                 | MACOMB    | CONS   |                        | FRASER                                | DETROIT               |
| FREELAND               | SAGINAW   | NATL   |                        | FREELAND                              |                       |
| FREMONT                | NEWAYGO   | ADJ    | 12/68                  | FREMONT                               |                       |
| GAGETOWN               | TUSCOLA   | NATL   |                        | GAGETOWN                              |                       |
| GALESBURG              | KALAMAZOO | ADJ    | 6/67                   | GALESBURG                             |                       |
| GARDEN                 | DELTA     | NATL   |                        | GARDEN                                |                       |
| GARDEN CITY            | WAYNE     | CONS   |                        | GARDEN CITY                           | DETROIT               |
| GENESEE TWP            | GENESEE   | CONS   |                        | GENESEE TWP                           | GENESEE CO DRAIN COMM |
| GIBRALTAR              | WAYNE     | CONS   |                        | GIBRALTAR                             | DETROIT               |
| GLADSTONE              | DELTA     | ADJ    | 11/54                  | GLADSTONE                             |                       |
| GRAND BEACH            | BERRIEN   | CONS   |                        | GRAND BEACH                           | MICHIANA              |
| GRAND BLANC            | GENESEE   | NATL   |                        | GRAND BLANC                           |                       |
| GRAND HAVEN            | OTTAWA    | ADJ    | 6/52                   | GRAND HAVEN                           |                       |
| GRAND RAPIDS           | KENT      | ADJ    | 11/45                  | GRAND RAPIDS                          |                       |
| GRANDVILLE             | KENT      | CONS   |                        | GRANDVILLE                            | WYOMING               |
| GRAYLING               | CRAWFORD  | ADJ    | /70                    | GRAYLING                              |                       |
| GREENVILLE             | MONTCALM  | ADJ    | 11/66                  | GREENVILLE                            |                       |
| GROSSE POINTE          | WAYNE     | CONS   |                        | GROSSE POINTE                         | GROSSE PTE FARMS      |
| GROSSE PTE FARMS       | WAYNE     | ADJ    |                        | GROSSE PTE FARMS                      |                       |
| GROSSE PTE PARK        | WAYNE     | CONS   |                        | GROSSE PTE PARK                       | DETROIT               |
| GROSSE PTE SH          | WAYNE     | CONS   |                        | GROSSE PTE SHORES                     | DETROIT               |
| GROSSE PTE WOODS       | WAYNE     | CONS   |                        | GROSSE PTE WOODS                      | DETROIT               |



COMMUNITIES SERVED FLUORIDATED DRINKING WATER,  
BY COUNTY AND WATER SYSTEM WITHIN STATE (AS OF 12/31/85)

# MICHIGAN

| COMMUNITY        | COUNTY     | STATUS | FLUOR<br>START<br>DATE | SYSTEM SUPPLYING<br>FLUORIDATED WATER | SOURCE SYSTEM            |
|------------------|------------|--------|------------------------|---------------------------------------|--------------------------|
| GWINN            | MARQUETTE  | ADJ    |                        | GWINN                                 |                          |
| HAMTRAMCK        | WAYNE      | CONS   |                        | HAMTRAMCK                             | DETROIT                  |
| HARBOR BEACH     | HURON      | ADJ    |                        | HARBOR BEACH                          |                          |
| HARBOR SPRINGS   | EMMET      | ADJ    | 5/63                   | HARBOR SPRINGS                        |                          |
| HARPER WOODS     | WAYNE      | CONS   |                        | HARPER WOODS                          | DETROIT                  |
| HARRISON TWP     | MACOMB     | CONS   |                        | HARRISON TWP                          | MT CLEMENS               |
| HARTFORD         | VAN BUREN  | ADJ    | 5/66                   | HARTFORD                              |                          |
| HASTINGS         | BARRY      | ADJ    | 11/51                  | HASTINGS                              |                          |
| HAZEL PARK       | OAKLAND    | CONS   |                        | HAZEL PARK                            | DETROIT                  |
| HIGHLAND PARK    | WAYNE      | ADJ    | /52                    | HIGHLAND PARK                         |                          |
| HILLSDALE        | HILLSDALE  | ADJ    | 11/54                  | HILLSDALE                             |                          |
| HOLLAND          | OTTAWA     | ADJ    | 8/66                   | HOLLAND                               |                          |
| HOLLY            | OAKLAND    | ADJ    |                        | HOLLY                                 |                          |
| HOWARD CITY      | MONTCALM   | ADJ    |                        | HOWARD CITY                           |                          |
| HOWELL           | LIVINGSTON | ADJ    | 11/61                  | HOWELL                                |                          |
| HUDSON           | LENAWEE    | NATL   |                        | HUDSON                                |                          |
| HUDSONVILLE      | KENT       | CONS   |                        | HUDSONVILLE                           | WYOMING                  |
| HUNTINGTON WOODS | OAKLAND    | CONS   |                        | HUNTINGTON WOODS                      | SE OAKLAND CO WATER AUTH |
| IMLAY CITY       | LAPEER     | CONS   |                        | IMLAY CITY                            | DETROIT                  |
| INKSTER          | WAYNE      | CONS   |                        | INKSTER                               | DETROIT                  |
| ISHPEMING        | MARQUETTE  | ADJ    | /53                    | ISHPEMING                             |                          |
| JACKSON          | JACKSON    | ADJ    | 8/51                   | JACKSON                               |                          |
| JONESVILLE       | HILLSDALE  | ADJ    | 11/73                  | JONESVILLE                            |                          |
| K I SAWYER AFB   | MARQUETTE  | ADJ    |                        | K I SAWYER AFB                        |                          |

COMMUNITIES SERVED FLUORIDATED DRINKING WATER,  
BY COUNTY AND WATER SYSTEM WITHIN STATE (AS OF 12/31/85)

# MICHIGAN

| COMMUNITY       | COUNTY      | STATUS | FLUOR<br>START<br>DATE | SYSTEM SUPPLYING<br>FLUORIDATED WATER | SOURCE SYSTEM            |
|-----------------|-------------|--------|------------------------|---------------------------------------|--------------------------|
| KALAMAZOO       | KALAMAZOO   | ADJ    | 8/51                   | KALAMAZOO                             |                          |
| KEEGO HARBOR    | OAKLAND     | CONS   |                        | KEEGO HARBOR                          | DETROIT                  |
| KENTWOOD        | KENT        | CONS   |                        | KENTWOOD                              | GRAND RAPIDS             |
| KINGSTON        | TUSCOLA     | NATL   |                        | KINGSTON                              |                          |
| LAKE ODESSA     | IONIA       | ADJ    | /52                    | LAKE ODESSA                           |                          |
| LANSING         | INGHAM      | ADJ    | 2/63                   | LANSING                               |                          |
| LAPEER          | LAPEER      | CONS   |                        | LAPEER                                | DETROIT                  |
| LATHRUP VILLAGE | OAKLAND     | CONS   |                        | LATHRUP VILLAGE                       | SE OAKLAND CO WATER AUTH |
| LEXINGTON       | SANILAC     | NATL   |                        | LEXINGTON                             |                          |
| LINCOLN PARK    | WAYNE       | CONS   |                        | LINCOLN PARK                          | DETROIT                  |
| LINCOLN TWP     | BERRIEN     | CONS   |                        | LINCOLN TWP                           | ST JOSEPH                |
| LINDEN          | GENESSEE    | ADJ    |                        | LINDEN                                |                          |
| LIVONIA         | WAYNE       | CONS   |                        | LIVONIA                               | DETROIT                  |
| LOWELL          | KENT        | ADJ    | 4/57                   | LOWELL                                |                          |
| LUDINGTON       | MASON       | ADJ    | 12/49                  | LUDINGTON                             |                          |
| LUNA PIER       | MONROE      | CONS   |                        | LUNA PIER                             | MONROE SOUTH CO          |
| MADISON HEIGHTS | OAKLAND     | CONS   |                        | MADISON HEIGHTS                       | DETROIT                  |
| MANCHESTER      | WASHTENAW   | ADJ    | 6/73                   | MANCHESTER                            |                          |
| MANISTEE        | MANISTEE    | ADJ    | 12/62                  | MANISTEE                              |                          |
| MANISTIQUE      | SCHOOLCRAFT | ADJ    | 11/61                  | MANISTIQUE                            |                          |
| MARCELLUS       | CASS        | ADJ    |                        | MARCELLUS                             |                          |
| MARINE CITY     | ST. CLAIR   | ADJ    | 5/61                   | MARINE CITY                           |                          |
| MARION          | OSCEOLA     | ADJ    | 11/62                  | MARION                                |                          |
| MARLETTE        | SANILAC     | NATL   |                        | MARLETTE                              |                          |

COMMUNITIES SERVED FLUORIDATED DRINKING WATER,  
BY COUNTY AND WATER SYSTEM WITHIN STATE (AS OF 12/31/85)

# MICHIGAN

| COMMUNITY        | COUNTY    | STATUS | FLUOR<br>START<br>DATE | SYSTEM SUPPLYING<br>FLUORIDATED WATER | SOURCE SYSTEM         |
|------------------|-----------|--------|------------------------|---------------------------------------|-----------------------|
| MARQUETTE        | MARQUETTE | ADJ    | 9/51                   | MARQUETTE                             |                       |
| MARSHALL         | CALHOUN   | ADJ    | 12/61                  | MARSHALL                              |                       |
| MARYSVILLE       | ST. CLAIR | ADJ    | 4/52                   | MARYSVILLE                            |                       |
| MASON            | INGHAM    | ADJ    | 9/64                   | MASON                                 |                       |
| MAYVILLE         | TUSCOLA   | NATL   |                        | MAYVILLE                              |                       |
| MELVINDALE       | WAYNE     | CONS   |                        | MELVINDALE                            | DETROIT               |
| MEMPHIS          | ST. CLAIR | NATL   |                        | MEMPHIS                               |                       |
| MENOMINEE        | MENOMINEE | ADJ    | 9/57                   | MENOMINEE                             |                       |
| MICHIANA         | BERRIEN   | ADJ    | /52                    | MICHIGAN CITY, IN                     |                       |
| MICHIANA         | BERRIAN   | CONS   |                        | MICHIANA                              | MICHIGAN CITY, IN     |
| MIDLAND          | MIDLAND   | ADJ    | 11/46                  | MIDLAND                               |                       |
| MILAN            | WASHTENAW | NATL   |                        | MILAN                                 |                       |
| MILFORD          | OAKLAND   | ADJ    | 6/62                   | MILFORD                               |                       |
| MILLINGTON       | TUSCOLA   | NATL   |                        | MILLINGTON                            |                       |
| MINDEN CITY      | SANILAC   | NATL   |                        | MINDEN CITY                           |                       |
| MONROE           | MONROE    | ADJ    | 12/51                  | MONROE                                |                       |
| MONTROSE         | GENESEE   | CONS   |                        | MONTROSE                              | GENESEE CO DRAIN COMM |
| MORENCI          | LENAWEE   | NATL   |                        | MORENCI                               |                       |
| MT CLEMENS       | MACOMB    | ADJ    | 3/51                   | MT CLEMENS                            |                       |
| MT MORRIS        | GENESEE   | CONS   |                        | MT MORRIS                             | GENESEE CO DRAIN COMM |
| MT PLEASANT      | ISABELLA  | ADJ    | 10/57                  | MT PLEASANT                           |                       |
| MUNISING         | ALGER     | ADJ    | /69                    | MUNISING                              |                       |
| MUSKEGON         | MUSKEGON  | ADJ    | 7/51                   | MUSKEGON                              |                       |
| MUSKEGON HEIGHTS | MUSKEGON  | ADJ    | 1/52                   | MUSKEGON HEIGHTS                      |                       |

COMMUNITIES SERVED FLUORIDATED DRINKING WATER,  
BY COUNTY AND WATER SYSTEM WITHIN STATE (AS OF 12/31/85)

# MICHIGAN

| COMMUNITY      | COUNTY       | STATUS | FLUOR<br>START<br>DATE | SYSTEM SUPPLYING<br>FLUORIDATED WATER | SOURCE SYSTEM    |
|----------------|--------------|--------|------------------------|---------------------------------------|------------------|
| NEGAUNEE       | MARQUETTE    | ADJ    | 11/51                  | NEGAUNEE                              |                  |
| NEW BUFFALO    | BERRIEN      | ADJ    |                        | NEW BUFFALO                           |                  |
| NEW LOTHROP    | SHIAWASSEE   | NATL   |                        | NEW LOTHROP                           |                  |
| NEWAYGO        | NEWAYGO      | NATL   |                        | NEWAYGO                               |                  |
| NEWBERRY       | LUCE         | ADJ    | 11/68                  | NEWBERRY                              |                  |
| NILES          | BERRIEN      | ADJ    | 11/74                  | NILES                                 |                  |
| NORTH BRANCH   | LAPEER       | NATL   |                        | NORTH BRANCH                          |                  |
| NORTH MUSKEGON | MUSKEGON     | CONS   |                        | NORTH MUSKEGON                        | MUSKEGON         |
| NORTHVILLE     | WAYNE        | CONS   |                        | NORTHVILLE                            | DETROIT          |
| NORTON SHORES  | MUSKEGON     | CONS   |                        | NORTH SHORES                          | MUSKEGON HEIGHTS |
| NOVI           | OAKLAND      | CONS   |                        | NOVI                                  | DETROIT          |
| OAK PARK       | OAKLAND      | CONS   |                        | OAK PARK                              | DETROIT          |
| OAK SHADE PARK | LENAWEE      | NATL   |                        | OAK SHADE PARK                        |                  |
| ONAWAY         | PRESQUE ISLE | NATL   |                        | ONAWAY                                |                  |
| ONSTED         | LENAWEE      | NATL   |                        | ONSTED                                |                  |
| OTISVILLE      | GENESEE      | NATL   |                        | OTISVILLE                             |                  |
| OTSEGO         | ALLEGAN      | ADJ    | 7/67                   | OTSEGO                                |                  |
| OWOSSO         | SHIAWASSEE   | ADJ    | 1/72                   | OWOSSO                                |                  |
| PARCHMENT      | KALAMAZOO    | ADJ    | 3/56                   | PARCHMENT                             |                  |
| PETERSBURG     | MONROE       | NATL   |                        | PETERSBURG                            |                  |
| PETOSKEY       | EMMET        | ADJ    | 4/54                   | PETOSKEY                              |                  |
| PIGEON         | HURON        | NATL   |                        | PIGEON                                |                  |
| PINCONNING     | BAY          | ADJ    | 11/62                  | PINCONNING                            |                  |
| PLAINWELL      | ALLEGAN      | ADJ    | 3/56                   | PLAINWELL                             |                  |

COMMUNITIES SERVED FLUORIDATED DRINKING WATER,  
BY COUNTY AND WATER SYSTEM WITHIN STATE (AS OF 12/31/85)

# MICHIGAN

| COMMUNITY         | COUNTY       | STATUS | FLUOR<br>START<br>DATE | SYSTEM SUPPLYING<br>FLUORIDATED WATER | SOURCE SYSTEM            |
|-------------------|--------------|--------|------------------------|---------------------------------------|--------------------------|
| PLEASANT RIDGE    | OAKLAND      | CONS   |                        | PLEASANT RIDGE                        | SE OAKLAND CO WATER AUTH |
| PLYMOUTH          | WAYNE        | CONS   |                        | PLYMOUTH                              | DETROIT                  |
| PONTIAC           | OAKLAND      | CONS   |                        | PONTIAC                               | DETROIT                  |
| PORT HURON        | ST. CLAIR    | ADJ    | 10/74                  | PORT HURON                            |                          |
| PORTAGE           | KALAMAZOO    | ADJ    | /51                    | PORTAGE                               |                          |
| RAISINVILLE TWP   | MONROE       | ADJ    | 12/51                  | MONROE                                |                          |
| READING           | HILLSDALE    | NATL   |                        | READING                               |                          |
| REDFORD TWP       | WAYNE        | CONS   |                        | REDFORD TWP                           | DETROIT                  |
| RICHMOND          | MACOMB       | NATL   |                        | RICHMOND                              |                          |
| RIVER ROUGE       | WAYNE        | CONS   |                        | RIVER ROUGE                           | DETROIT                  |
| RIVERVIEW         | WAYNE        | CONS   |                        | RIVERVIEW                             | DETROIT                  |
| ROCKFORD          | KENT         | ADJ    | 9/54                   | ROCKFORD                              |                          |
| ROCKWOOD          | WAYNE        | CONS   |                        | ROCKWOOD                              | DETROIT                  |
| ROGERS CITY       | PRESQUE ISLE | ADJ    | 8/61                   | ROGERS CITY                           |                          |
| ROMULUS           | WAYNE        | CONS   |                        | ROMULUS                               | DETROIT                  |
| ROOSEVELT PARK    | MUSKEGON     | CONS   |                        | ROOSEVELT PARK                        | MUSKEGON                 |
| ROSEVILLE         | MACOMB       | CONS   |                        | ROSEVILLE                             | DETROIT                  |
| ROYAL OAK         | OAKLAND      | CONS   |                        | ROYAL OAK                             | SE OAKLAND CO WATER AUTH |
| S FRANKENLUST TWP | SAGINAW      | ADJ    |                        | SAGINAW                               |                          |
| S ROCKWOOD        | MONROE       | CONS   |                        | S ROCKWOOD                            | DETROIT                  |
| SAGINAW           | SAGINAW      | ADJ    | 11/67                  | SAGINAW                               |                          |
| SALINE            | WASHTENAW    | ADJ    | 10/64                  | SALINE                                |                          |
| SANDUSKY          | SANTLAC      | NATL   |                        | SANDUSKY                              |                          |
| SAULT STE MARIE   | CHIPPEWA     | ADJ    | 8/55                   | SAULT STE MARIE                       |                          |

COMMUNITIES SERVED FLUORIDATED DRINKING WATER,  
BY COUNTY AND WATER SYSTEM WITHIN STATE (AS OF 12/31/85)

# MICHIGAN

| COMMUNITY        | COUNTY     | STATUS | FLUOR<br>START<br>DATE | SYSTEM SUPPLYING<br>FLUORIDATED WATER | SOURCE SYSTEM            |
|------------------|------------|--------|------------------------|---------------------------------------|--------------------------|
| SCHOOLCRAFT      | KALAMAZOO  | ADJ    |                        | SCHOOLCRAFT                           |                          |
| SCOTTVILLE       | MASON      | CONS   |                        | SCOTTVILLE                            | LUDINGTON                |
| SEBEWAING        | HURON      | NATL   |                        | SEBEWAING                             |                          |
| SHELBY TWP       | MACOMB     | CONS   |                        | SHELBY TWP                            | DETROIT                  |
| SHERIDAN         | MONTCALM   | ADJ    | 4/59                   | SHERIDAN                              |                          |
| SHOREHAM         | BERRIEN    | CONS   |                        | SHOREHAM                              | ST JOSEPH                |
| SOUTH HAVEN      | VAN BUREN  | ADJ    | 12/52                  | SOUTH HAVEN                           |                          |
| SOUTH LYON       | OAKLAND    | ADJ    | 11/72                  | SOUTH LYON                            |                          |
| SOUTHFIELD       | OAKLAND    | CONS   |                        | SOUTHFIELD                            | SE OAKLAND CO WATER AUTH |
| SOUTHGATE        | WAYNE      | CONS   |                        | SOUTHGATE                             | DETROIT                  |
| SPARTA           | KENT       | ADJ    | /56                    | SPARTA                                |                          |
| SPAULDERS TWP    | SAGINAW    | ADJ    |                        | SAGINAW                               |                          |
| SPRING LAKE      | OTTAWA     | ADJ    | 4/57                   | SPRING LAKE                           |                          |
| ST CHARLES       | SAGINAW    | CONS   |                        | ST CHARLES                            | SAGINAW                  |
| ST CLAIR         | ST. CLAIR  | ADJ    | 7/56                   | ST CLAIR                              |                          |
| ST CLAIR SHORES  | MACOMB     | CONS   |                        | ST CLAIR SHORES                       | DETROIT                  |
| ST JOHNS         | CLINTON    | ADJ    | 11/70                  | ST JOHNS                              |                          |
| ST JOSEPH        | BERRIEN    | ADJ    | 7/53                   | ST JOSEPH                             |                          |
| STAMBAUGH        | IRON       | ADJ    | 8/53                   | STAMBAUGH                             |                          |
| STERLING HEIGHTS | MACOMB     | CONS   |                        | STERLING HEIGHTS                      | DETROIT                  |
| STEVENSVILLE     | BERRIEN    | CONS   |                        | STEVENSVILLE                          | ST JOSEPH                |
| STURGIS          | ST. JOSEPH | ADJ    | 12/71                  | STURGIS                               |                          |
| SUMMIT TWP       | JACKSON    | ADJ    |                        | SUMMIT TWP                            |                          |
| SWARTZ CREEK     | GENESEE    | CONS   |                        | SWARTZ CREEK                          | GENESEE CO DRAIN COMM    |

COMMUNITIES SERVED FLUORIDATED DRINKING WATER,  
BY COUNTY AND WATER SYSTEM WITHIN STATE (AS OF 12/31/85)

# MICHIGAN

| COMMUNITY        | COUNTY         | STATUS | FLUOR<br>START<br>DATE | SYSTEM SUPPLYING<br>FLUORIDATED WATER | SOURCE SYSTEM         |
|------------------|----------------|--------|------------------------|---------------------------------------|-----------------------|
| TAWAS CITY       | IOSCO          | CONS   |                        | TAWAS CITY                            | EAST TAWAS            |
| TAYLOR           | WAYNE          | CONS   |                        | TAYLOR                                | DETROIT               |
| TECUMSEH         | LENAWEE        | ADJ    | 11/57                  | TECUMSEH                              |                       |
| TRAVERSE CITY    | GRAND TRAVERSE | ADJ    | 5/52                   | TRAVERSE CITY                         |                       |
| TRENTON          | WAYNE          | CONS   |                        | TRENTON                               | DETROIT               |
| TROY             | OAKLAND        | CONS   |                        | TROY                                  | DETROIT               |
| UBLY             | HURON          | NATL   |                        | UBLY                                  |                       |
| UNIONVILLE       | TUSCOLA        | NATL   |                        | UNIONVILLE                            |                       |
| UTICA            | MACOMB         | CONS   |                        | UTICA                                 | DETROIT               |
| VASSAR           | TUSCOLA        | NATL   |                        | VASSAR                                |                       |
| VICKSBURG        | KALAMAZOO      | ADJ    |                        | VICKSBURG                             |                       |
| VIENNA TWP       | GENESEE        | CONS   |                        | VIENNA TWP                            | GENESEE CO DRAIN COMM |
| W BLOOMFIELD TWP | OAKLAND        | CONS   |                        | W BLOOMFIELD TWP                      | DETROIT               |
| WAKEFIELD        | GOGEBIC        | ADJ    | /72                    | WAKEFIELD                             |                       |
| WALDRON          | HILLSDALE      | NATL   |                        | WALDRON                               |                       |
| WALKER           | KENT           | CONS   |                        | WALKER                                | GRAND RAPIDS          |
| WARREN           | MACOMB         | CONS   |                        | WARREN                                | DETROIT               |
| WAYLAND          | ALLEGAN        | ADJ    | 1/74                   | WAYLAND                               |                       |
| WAYNE            | WAYNE          | CONS   |                        | WAYNE                                 | DETROIT               |
| WEST BRANCH      | OGEMAW         | ADJ    | 12/64                  | WEST BRANCH                           |                       |
| WESTLAND         | WAYNE          | CONS   |                        | WESTLAND                              | DETROIT               |
| WHITE PINE       | ONTONAGON      | ADJ    | 3/55                   | WHITE PINE                            |                       |
| WOODHAVEN        | WAYNE          | CONS   |                        | WOODHAVEN                             | DETROIT               |
| WURTSMITH AFB    | IOSCO          | ADJ    |                        | WURTSMITH AFB                         |                       |

COMMUNITIES SERVED FLUORIDATED DRINKING WATER,  
 BY COUNTY AND WATER SYSTEM WITHIN STATE (AS OF 12/31/85)

# MICHIGAN

| COMMUNITY | COUNTY    | STATUS | FLUOR<br>START<br>DATE | SYSTEM SUPPLYING<br>FLUORIDATED WATER | SOURCE SYSTEM |
|-----------|-----------|--------|------------------------|---------------------------------------|---------------|
| WYANDOTTE | WAYNE     | ADJ    | 11/51                  | WYANDOTTE                             |               |
| WYOMING   | KENT      | ADJ    | 10/61                  | WYOMING                               |               |
| YALE      | ST. CLAIR | ADJ    | 6/59                   | YALE                                  |               |
| YPSILANTI | WASHTENAW | ADJ    | 1/64                   | YPSILANTI                             |               |
| ZEELAND   | OTTAWA    | CONS   |                        | ZEELAND                               | HOLLAND       |
| ZILWALKEE | SAGINAW   | CONS   |                        | ZILWALKEE                             | SAGINAW       |



COMMUNITIES SERVED FLUORIDATED DRINKING WATER,  
BY COUNTY AND WATER SYSTEM WITHIN STATE (AS OF 12/31/85)

# MINNESOTA

| COMMUNITY    | COUNTY     | STATUS | FLUOR<br>START<br>DATE | SYSTEM SUPPLYING<br>FLUORIDATED WATER | SOURCE SYSTEM |
|--------------|------------|--------|------------------------|---------------------------------------|---------------|
| ADA          | NORMAN     | ADJ    | 6/67                   | ADA                                   |               |
| ADAMS        | MOWER      | ADJ    | /68                    | ADAMS                                 |               |
| ADRIAN       | NOBLES     | ADJ    | 11/70                  | ADRIAN                                |               |
| AITKIN       | AITKIN     | ADJ    | /63                    | AITKIN                                |               |
| AKELEY       | HUBBARD    | ADJ    |                        | AKELEY                                |               |
| ALBANY       | STEARNS    | ADJ    | 11/69                  | ALBANY                                |               |
| ALBERT LEA   | FREEBORN   | ADJ    | 10/55                  | ALBERT LEA                            |               |
| ALBERTVILLE  | WRIGHT     | ADJ    | 11/71                  | JOINT POWERS W.S.                     |               |
| ALDEN        | FREEBORN   | ADJ    | 9/69                   | ALDEN                                 |               |
| ALEXANDRIA   | DOUGLAS    | ADJ    | 12/69                  | ALEXANDRIA                            |               |
| ALPHA        | JACKSON    | ADJ    |                        | ALPHA                                 |               |
| ALTURA       | WINONA     | ADJ    | /70                    | ALTURA                                |               |
| ALVARADO     | MARSHALL   | ADJ    | 12/70                  | ALVARADO                              |               |
| AMBOY        | BLUE EARTH | ADJ    | 12/70                  | AMBOY                                 |               |
| ANDOVER      | ANOKA      | ADJ    |                        | ANDOVER                               |               |
| ANNANDALE    | WRIGHT     | ADJ    | /70                    | ANNANDALE                             |               |
| ANOKA        | ANOKA      | ADJ    | 11/65                  | ANOKA                                 |               |
| APPLE VALLEY | DAKOTA     | ADJ    |                        | APPLE VALLEY                          |               |
| APPLETON     | SWIFT      | ADJ    | 8/52                   | APPLETON                              |               |
| ARCO         | LINCOLN    | ADJ    | /80                    | LINCOLN-PIPESTONE RURAL WS            |               |
| ARDEN HILLS  | RAMSEY     | CONS   |                        | ARDEN HILLS                           | ST PAUL       |
| ARGYLE       | MARSHALL   | ADJ    |                        | ARGYLE                                |               |
| ARLINGTON    | SIBLEY     | ADJ    | 11/52                  | ARLINGTON                             |               |
| ASHBY        | GRANT      | ADJ    | /70                    | ASHBY                                 |               |

COMMUNITIES SERVED FLUORIDATED DRINKING WATER,  
BY COUNTY AND WATER SYSTEM WITHIN STATE (AS OF 12/31/85)

# MINNESOTA

| COMMUNITY    | COUNTY            | STATUS | FLUOR<br>START<br>DATE | SYSTEM SUPPLYING<br>FLUORIDATED WATER | SOURCE SYSTEM |
|--------------|-------------------|--------|------------------------|---------------------------------------|---------------|
| ASKOV        | PINE              | ADJ    |                        | ASKOV                                 |               |
| ATWATER      | KANDIYOHI         | ADJ    | 12/70                  | ATWATER                               |               |
| AUDOBON      | BECKER            | ADJ    | /84                    | AUDOBON                               |               |
| AURORA       | ST. LOUIS         | ADJ    | 3/60                   | AURORA                                |               |
| AUSTIN       | MOWER             | ADJ    | /52                    | AUSTIN                                |               |
| AVON         | STEARNS           | ADJ    | /70                    | AVON                                  |               |
| BABBITT      | ST. LOUIS         | ADJ    | 11/69                  | BABBITT                               |               |
| BACKUS       | CASS              | ADJ    |                        | BACKUS                                |               |
| BADGER       | ROSEAU            | ADJ    | 11/70                  | BADGER                                |               |
| BAGLEY       | CLEARWATER        | ADJ    |                        | BAGLEY                                |               |
| BALATON      | LYON              | ADJ    | 5/69                   | BALATON                               |               |
| BARNESVILLE  | CLAY              | ADJ    | 8/66                   | BARNESVILLE                           |               |
| BARNUM       | CARLTON           | ADJ    | 11/71                  | BARNUM                                |               |
| BARRETT      | GRANT             | ADJ    | 11/70                  | BARRETT                               |               |
| BARRY        | BIG STONE         | ADJ    |                        | BARRY                                 |               |
| BATTLE LAKE  | OTTER TAIL        | ADJ    | 11/69                  | BATTLE LAKE                           |               |
| BAUDETTE     | LAKE OF THE WOODS | ADJ    | 11/70                  | BAUDETTE                              |               |
| BAXTER       | CROW WING         | ADJ    | 9/80                   | BAXTER                                |               |
| BAYPORT      | WASHINGTON        | ADJ    | 9/58                   | BAYPORT                               |               |
| BEARDSLEY    | BIG STONE         | ADJ    |                        | BEARDSLEY                             |               |
| BEAVER BAY   | ROCK              | ADJ    | /70                    | BEAVER BAY                            |               |
| BEAVER CREEK | ROCK              | ADJ    |                        | BEAVER CREEK                          |               |
| BECKER       | SHERBURNE         | ADJ    | 1/80                   | BECKER                                |               |
| BEJOU        | MAHNOHEN          | ADJ    |                        | BEJOU                                 |               |

COMMUNITIES SERVED FLUORIDATED DRINKING WATER,  
BY COUNTY AND WATER SYSTEM WITHIN STATE (AS OF 12/31/85)

# MINNESOTA

| COMMUNITY         | COUNTY        | STATUS | FLUOR<br>START<br>DATE | SYSTEM SUPPLYING<br>FLUORIDATED WATER | SOURCE SYSTEM |
|-------------------|---------------|--------|------------------------|---------------------------------------|---------------|
| BELGRADE          | STEARNS       | ADJ    | 12/69                  | BELGRADE                              |               |
| BELLE PLAINE      | SCOTT         | ADJ    | /69                    | BELLE PLAINE                          |               |
| BELLINGHAM        | LAC QUI PARLE | ADJ    | 5/69                   | BELLINGHAM                            |               |
| BELTRAMI          | POLK          | ADJ    |                        | BELTRAMI                              |               |
| BELVIEW           | REDWOOD       | ADJ    | /69                    | BELVIEW                               |               |
| BEMIDJI           | BELTRAMI      | ADJ    | 11/69                  | BEMIDJI                               |               |
| BENSON            | SWIFT         | ADJ    | 11/52                  | BENSON                                |               |
| BERTHA            | TODD          | ADJ    | 11/70                  | BERTHA                                |               |
| BIG FALLS         | KOOCHICHING   | ADJ    | 12/70                  | BIG FALLS                             |               |
| BIG LAKE          | SHERBURNE     | ADJ    | 12/69                  | BIG LAKE                              |               |
| BIGELOW           | NOBLES        | ADJ    |                        | BIGELOW                               |               |
| BIGFORK           | ITASCA        | ADJ    | 10/80                  | BIGFORK                               |               |
| BIRCHWOOD VILLAGE | WASHINGTON    | ADJ    | 6/57                   | WHITE BEAR LAKE WS                    |               |
| BIRD ISLAND       | RENVILLE      | ADJ    | 12/58                  | BIRD ISLAND                           |               |
| BISCAY            | MCLEOD        | ADJ    | 9/80                   | BISCAY                                |               |
| BIWABIK           | ST. LOUIS     | ADJ    | 11/72                  | BIWABIK                               |               |
| BLACKDUCK         | BELTRAMI      | ADJ    |                        | BLACKDUCK                             |               |
| BLAINE            | ANOKA         | ADJ    | 1/65                   | BLAINE                                |               |
| BLOMKEST          | KANDIYOHI     | ADJ    | /70                    | BLOMKEST                              |               |
| BLOOMING PRARIE   | HENNEPIN      | ADJ    | 8/68                   | BLOOMING PRAIRIE                      |               |
| BLOOMINGTON       | HENNEPIN      | ADJ    | 11/60                  | BLOOMINGTON                           |               |
| BLUE EARTH        | FARIBAULT     | ADJ    | 8/53                   | BLUE EARTH                            |               |
| BORUP             | NORMAN        | ADJ    |                        | BORUP                                 |               |
| BOVEY             | ITASCA        | ADJ    | 12/72                  | BOVEY                                 |               |

COMMUNITIES SERVED FLUORIDATED DRINKING WATER,  
BY COUNTY AND WATER SYSTEM WITHIN STATE (AS OF 12/31/85)

# MINNESOTA

| COMMUNITY       | COUNTY        | STATUS | FLUOR<br>START<br>DATE | SYSTEM SUPPLYING<br>FLUORIDATED WATER | SOURCE SYSTEM |
|-----------------|---------------|--------|------------------------|---------------------------------------|---------------|
| BOWLUS          | MORRISON      | ADJ    |                        | BOWLUS                                |               |
| BOYD            | LAC QUI PARLE | ADJ    |                        | BOYD                                  |               |
| BRAHAM          | ISANTI        | ADJ    | /70                    | BRAHAM                                |               |
| BRAINERD        | CROW WING     | ADJ    | 2/80                   | BRAINERD                              |               |
| BRANDON         | DOUGLAS       | ADJ    | 11/70                  | BRANDON                               |               |
| BRECKENRIDGE    | WILKIN        | ADJ    | 10/60                  | BRECKENRIDGE                          |               |
| BREWSTER        | NOBLES        | ADJ    | 11/71                  | BREWSTER                              |               |
| BRICELYN        | FARIBAULT     | ADJ    | 10/68                  | BRICELYN                              |               |
| BROOKLYN CENTER | HENNEPIN      | ADJ    | 4/64                   | BROOKLYN CENTER                       |               |
| BROOKLYN PARK   | HENNEPIN      | ADJ    | 10/65                  | BROOKLYN PARK                         |               |
| BROOTEN         | STEARNS       | ADJ    | /69                    | BROOTEN                               |               |
| BROWERVILLE     | TODD          | ADJ    | /70                    | BROWERVILLE                           |               |
| BROWNS VALLEY   | TRAVERSE      | ADJ    | 12/70                  | BROWNS VALLEY                         |               |
| BROWNTON        | MCLEOD        | ADJ    | 11/69                  | BROWNTON                              |               |
| BUCKMAN         | MORRISON      | ADJ    |                        | BUCKMAN                               |               |
| BUFFALO         | WRIGHT        | ADJ    |                        | BUFFALO                               |               |
| BUFFALO LAKE    | RENVILLE      | ADJ    | /70                    | BUFFALO LAKE                          |               |
| BUHL            | ST. LOUIS     | ADJ    | 6/80                   | BUHL                                  |               |
| BURNSVILLE      | DAKOTA        | ADJ    | 10/66                  | BURNSVILLE                            |               |
| BUTTERFIELD     | WATONWAN      | ADJ    |                        | BUTTERFIELD                           |               |
| BYRON           | OLMSTED       | ADJ    | 11/70                  | BYRON                                 |               |
| CALEDONIA       | HOUSTON       | ADJ    | 10/69                  | CALEDONIA                             |               |
| CALLAWAY        | BECKER        | ADJ    | /70                    | CALLAWAY                              |               |
| CAMBRIDGE       | ISANTI        | ADJ    | /69                    | CAMBRIDGE                             |               |

COMMUNITIES SERVED FLUORIDATED DRINKING WATER,  
BY COUNTY AND WATER SYSTEM WITHIN STATE (AS OF 12/31/85)

# MINNESOTA

| COMMUNITY    | COUNTY          | STATUS | FLUOR<br>START<br>DATE | SYSTEM SUPPLYING<br>FLUORIDATED WATER | SOURCE SYSTEM |
|--------------|-----------------|--------|------------------------|---------------------------------------|---------------|
| CAMPBELL     | WILKIN          | NATL   |                        | CAMPBELL                              |               |
| CANBY        | YELLOW MEDICINE | ADJ    | 3/66                   | CANBY                                 |               |
| CANNON FALLS | GOODHUE         | ADJ    | /70                    | CANNON FALLS                          |               |
| CANTON       | FILLMORE        | ADJ    | 3/80                   | CANTON                                |               |
| CARLOS       | DOUGLAS         | ADJ    | 1/68                   | CARLOS                                |               |
| CARLTON      | CARLTON         | ADJ    |                        | CARLTON                               |               |
| CASS LAKE    | CASS            | ADJ    | /70                    | CASS LAKE                             |               |
| CENTER CITY  | CHISAGO         | ADJ    | 11/71                  | CENTER CITY                           |               |
| CEYLON       | MARTIN          | ADJ    |                        | CEYLON                                |               |
| CHAMPLIN     | HENNEPIN        | ADJ    | 1/80                   | CHAMPLIN                              |               |
| CHANHASSEN   | CARVER          | ADJ    | /70                    | CHANHASSEN                            |               |
| CHASKA       | CARVER          | ADJ    | 12/70                  | CHASKA                                |               |
| CHATFIELD    | FILLMORE        | ADJ    | 1/67                   | CHATFIELD                             |               |
| CHISAGO CITY | CHISAGO         | ADJ    | /70                    | CHISAGO CITY                          |               |
| CHISHOLM     | ST. LOUIS       | ADJ    | 11/70                  | CHISHOLM                              |               |
| CHOKIO       | STEVENS         | ADJ    | /70                    | CHOKIO                                |               |
| CIRCLE PINES | ANOKA           | ADJ    | 12/52                  | CIRCLE PINES                          |               |
| CLARA CITY   | CHIPPEWA        | ADJ    | 11/69                  | CLARA CITY                            |               |
| CLAREMONT    | DODGE           | ADJ    | 10/70                  | CLAREMONT                             |               |
| CLARISSA     | TODD            | ADJ    | 11/72                  | CLARISSA                              |               |
| CLARKFIELD   | YELLOW MEDICINE | ADJ    | 1/70                   | CLARKFIELD                            |               |
| CLARKS GROVE | FREEBORN        | ADJ    | 1/68                   | CLARKS GROVE                          |               |
| CLEAR LAKE   | SHERBURNE       | ADJ    | 2/80                   | CLEAR LAKE                            |               |
| CLEARBROOK   | CLEARWATER      | ADJ    | 12/70                  | CLEARBROOK                            |               |

COMMUNITIES SERVED FLUORIDATED DRINKING WATER,  
BY COUNTY AND WATER SYSTEM WITHIN STATE (AS OF 12/31/85)

# MINNESOTA

| COMMUNITY        | COUNTY     | STATUS | FLUOR<br>START<br>DATE | SYSTEM SUPPLYING<br>FLUORIDATED WATER | SOURCE SYSTEM |
|------------------|------------|--------|------------------------|---------------------------------------|---------------|
| CLEARWATER       | WRIGHT     | ADJ    | 3/80                   | CLEARWATER                            |               |
| CLEMENTS         | REDWOOD    | ADJ    |                        | CLEMENTS                              |               |
| CLEVELAND        | LE SUEUR   | ADJ    | /71                    | CLEVELAND                             |               |
| CLIMAX           | POLK       | ADJ    | 12/70                  | CLIMAX                                |               |
| CLINTON          | BIG STONE  | ADJ    | 12/70                  | CLINTON                               |               |
| CLOQUET          | CARLTON    | ADJ    | 12/53                  | CLOQUET WATER SYSTEM                  |               |
| COKATO           | WRIGHT     | ADJ    | 12/70                  | COKATO                                |               |
| COLD SPRING      | STEARNS    | ADJ    | /70                    | COLD SPRING                           |               |
| COLERAINE        | ITASCA     | ADJ    | /71                    | COLERAINE                             |               |
| COLOGNE          | CARVER     | ADJ    | 1/68                   | COLOGNE                               |               |
| COLUMBIA HEIGHTS | ANOKA      | CONS   |                        | COLUMBIA HEIGHTS                      | MINNEAPOLIS   |
| COMFREY          | BROWN      | ADJ    | 12/70                  | COMFREY                               |               |
| COMSTOCK         | CLAY       | ADJ    |                        | COMSTOCK                              |               |
| CONGER           | FREEBORN   | ADJ    |                        | CONGER                                |               |
| COOK             | ST. LOUIS  | ADJ    | 11/70                  | COOK                                  |               |
| COON RAPIDS      | ANOKA      | ADJ    | 11/66                  | COON RAPIDS                           |               |
| COSMOS           | MEEKER     | ADJ    | /70                    | COSMOS                                |               |
| COTTAGE GROVE    | WASHINGTON | ADJ    | 7/64                   | COTTAGE GROVE                         |               |
| COTTONWOOD       | LYON       | ADJ    | 11/70                  | COTTONWOOD                            |               |
| COURTLAND        | NICOLLET   | ADJ    | /69                    | COURTLAND                             |               |
| CROMWELL         | CARLTON    | ADJ    | /69                    | CROMWELL                              |               |
| CROOKSTON        | POLK       | ADJ    | /54                    | CROOKSTON                             |               |
| CROSBY           | CROW WING  | ADJ    | 1/68                   | CROSBY                                |               |
| CRYSTAL          | HENNEPIN   | CONS   |                        | CRYSTAL                               | MINNEAPOLIS   |

COMMUNITIES SERVED FLUORIDATED DRINKING WATER,  
BY COUNTY AND WATER SYSTEM WITHIN STATE (AS OF 12/31/85)

## MINNESOTA

| COMMUNITY     | COUNTY        | STATUS | FLUOR<br>START<br>DATE | SYSTEM SUPPLYING<br>FLUORIDATED WATER | SOURCE SYSTEM     |
|---------------|---------------|--------|------------------------|---------------------------------------|-------------------|
| CURRIE        | MURRAY        | ADJ    | 12/70                  | CURRIE                                |                   |
| CYRUS         | POPE          | ADJ    | 11/71                  | CYRUS                                 |                   |
| DALTON        | OTTER TAIL    | ADJ    | /70                    | DALTON                                |                   |
| DARFUR        | WATONWAN      | ADJ    | 11/69                  | DARFUR                                |                   |
| DARWIN        | MEEKER        | ADJ    | /68                    | DARWIN                                |                   |
| DASSEL        | MEEKER        | ADJ    | 5/66                   | DASSEL                                |                   |
| DAWSON        | LAC QUI PARLE | ADJ    | /70                    | DAWSON                                |                   |
| DE GRAFF      | SWIFT         | ADJ    |                        | DE GRAFF                              |                   |
| DEER CREEK    | OTTER TAIL    | ADJ    | /69                    | DEER CREEK                            |                   |
| DEER RIVER    | ITASCA        | ADJ    |                        | DEER RIVER                            |                   |
| DEERWOOD      | CROW WING     | ADJ    | 2/80                   | DEERWOOD                              |                   |
| DELANO        | WRIGHT        | ADJ    | /69                    | DELANO                                |                   |
| DELAVAN       | FARIBAULT     | ADJ    | /71                    | DELAVAN                               |                   |
| DENNISON      | GOODHUE       | ADJ    |                        | DENNISON                              |                   |
| DETROIT LAKES | BECKER        | ADJ    | 3/68                   | DETROIT LAKES                         |                   |
| DEXTER        | MOWER         | ADJ    | 10/70                  | DEXTER                                |                   |
| DILWORTH      | CLAY          | ADJ    | /69                    | DILWORTH                              |                   |
| DODGE CENTER  | DODGE         | ADJ    | 1/67                   | DODGE CENTER                          |                   |
| DONALDSON     | MARSHALL      | ADJ    | 6/80                   | MARSHALL-KITTSON CO RURAL WS          |                   |
| DONNELLY      | STEVENS       | ADJ    | 12/70                  | DONNELLY                              |                   |
| DOVER         | OLMSTED       | ADJ    |                        | DOVER                                 |                   |
| DOVRAY        | MURRAY        | CONS   |                        | DOVRAY                                | RED ROCK RURAL WS |
| DULUTH        | ST. LOUIS     | ADJ    | /70                    | DULUTH                                |                   |
| DUMONT        | TRAVERSE      | ADJ    | /72                    | DUMONT                                |                   |

COMMUNITIES SERVED FLUORIDATED DRINKING WATER,  
BY COUNTY AND WATER SYSTEM WITHIN STATE (AS OF 12/31/85)

# MINNESOTA

| COMMUNITY        | COUNTY          | STATUS | FLUOR<br>START<br>DATE | SYSTEM SUPPLYING<br>FLUORIDATED WATER | SOURCE SYSTEM |
|------------------|-----------------|--------|------------------------|---------------------------------------|---------------|
| DUNDAS           | RICE            | ADJ    |                        | DUNDAS                                |               |
| DUNNELL          | MARTIN          | ADJ    | 12/70                  | DUNNELL                               |               |
| EAGAN            | DAKOTA          | ADJ    | /70                    | EAGAN                                 |               |
| EAGLE BEND       | TODD            | ADJ    | 11/72                  | EAGLE BEND                            |               |
| EAGLE LAKE       | BLUE EARTH      | ADJ    | 12/70                  | EAGLE LAKE                            |               |
| EAST GRAND FORKS | POLK            | ADJ    | 6/66                   | EAST GRAND FORKS                      |               |
| EASTON           | FARIBAULT       | ADJ    | /71                    | EASTON                                |               |
| ECHO             | YELLOW MEDICINE | ADJ    | /72                    | ECHO                                  |               |
| EDEN PRAIRIE     | HENNEPIN        | ADJ    |                        | EDEN PRAIRIE                          |               |
| EDEN VALLEY      | MEEKER          | ADJ    | 12/68                  | EDEN VALLEY                           |               |
| EDGERTON         | PIPESTONE       | ADJ    | 10/58                  | EDGERTON                              |               |
| EDINA            | HENNEPIN        | ADJ    | 4/57                   | EDINA                                 |               |
| EDINA (PART)     | HENNEPIN        | ADJ    |                        | MINNEAPOLIS                           |               |
| EITZEN           | HOUSTON         | ADJ    | /70                    | EITZEN                                |               |
| ELBA             | WINONA          | ADJ    | /70                    | ELBA                                  |               |
| ELBOW LAKE       | GRANT           | ADJ    | 11/69                  | ELBOW LAKE                            |               |
| ELGIN            | WABASHA         | ADJ    | 11/70                  | ELGIN                                 |               |
| ELIZABETH        | OTTER TAIL      | ADJ    |                        | ELIZABETH                             |               |
| ELK RIVER        | SHERBURNE       | ADJ    | 12/55                  | ELK RIVER                             |               |
| ELKO             | SCOTT           | ADJ    | /70                    | ELKO                                  |               |
| ELKTON           | MOWER           | ADJ    | 1/68                   | ELKTON                                |               |
| ELLENDALE        | STEELE          | ADJ    | 12/68                  | ELLENDALE                             |               |
| ELLSWORTH        | NOBLES          | ADJ    | /72                    | ELLSWORTH                             |               |
| ELMORE           | FARIBAULT       | ADJ    | 11/69                  | ELMORE                                |               |



COMMUNITIES SERVED FLUORIDATED DRINKING WATER,  
BY COUNTY AND WATER SYSTEM WITHIN STATE (AS OF 12/31/85)

# MINNESOTA

| COMMUNITY       | COUNTY     | STATUS | FLUOR<br>START<br>DATE | SYSTEM SUPPLYING<br>FLUORIDATED WATER | SOURCE SYSTEM              |
|-----------------|------------|--------|------------------------|---------------------------------------|----------------------------|
| ELY             | ST. LOUIS  | ADJ    | 11/52                  | ELY                                   |                            |
| ELYSIAN         | LE SUEUR   | ADJ    | /71                    | ELYSIAN                               |                            |
| EMMONS          | FREEBORN   | ADJ    | 9/80                   | EMMONS                                |                            |
| EMPIRE TOWNSHIP |            | ADJ    |                        | EMPIRE TOWNSHIP                       |                            |
| ERSKINE         | POLK       | ADJ    | /71                    | ERSKINE                               |                            |
| EVANSVILLE      | DOUGLAS    | ADJ    | /69                    | EVANSVILLE                            |                            |
| EVELETH         | ST. LOUIS  | ADJ    | /71                    | EVELETH                               |                            |
| EXCELSIOR       | HENNEPIN   | ADJ    | 6/63                   | EXCELSIOR                             |                            |
| EYOTA           | OLMSTED    | ADJ    | 1/68                   | EYOTA                                 |                            |
| FAIRFAX         | RENVILLE   | ADJ    | 11/67                  | FAIRFAX                               |                            |
| FAIRMONT        | MARTIN     | ADJ    | 12/51                  | FAIRMONT                              |                            |
| FALCON HEIGHTS  | RAMSEY     | ADJ    |                        | ST PAUL                               |                            |
| FARIBAULT       | RICE       | ADJ    | /53                    | FARIBAULT                             |                            |
| FARMINGTON      | DAKOTA     | ADJ    | 10/68                  | FARMINGTON                            |                            |
| FELTON          | CLAY       | ADJ    |                        | FELTON                                |                            |
| FERGUS FALLS    | OTTER TAIL | ADJ    | 5/51                   | FERGUS FALLS                          |                            |
| FERTILE         | POLK       | ADJ    | 12/69                  | FERTILE                               |                            |
| FINLAYSON       | PINE       | ADJ    | /69                    | FINLAYSON                             |                            |
| FISHER          | POLK       | ADJ    | /71                    | FISHER                                |                            |
| FLORENCE        | LYON       | CONS   |                        | FLORENCE                              |                            |
| FOLEY           | BENTON     | ADJ    | 3/60                   | FOLEY                                 | LINCOLN-PIPESTONE RURAL WS |
| FOREST LAKE     | WASHINGTON | ADJ    | 11/61                  | FOREST LAKE                           |                            |
| FORESTON        | MILLE LACS | ADJ    |                        | FORESTON                              |                            |
| FOSSION         | POLK       | ADJ    | 11/70                  | FOSSION                               |                            |

COMMUNITIES SERVED FLUORIDATED DRINKING WATER,  
BY COUNTY AND WATER SYSTEM WITHIN STATE (AS OF 12/31/85)

# MINNESOTA

| COMMUNITY   | COUNTY     | STATUS | FLUOR<br>START<br>DATE | SYSTEM SUPPLYING<br>FLUORIDATED WATER | SOURCE SYSTEM              |
|-------------|------------|--------|------------------------|---------------------------------------|----------------------------|
| HASTINGS    | WASHINGTON | ADJ    | 12/67                  | HASTINGS                              |                            |
| HAWLEY      | CLAY       | ADJ    | 7/66                   | HAWLEY                                |                            |
| HAYFIELD    | DODGE      | ADJ    | /70                    | HAYFIELD                              |                            |
| HAYWARD     | FREEBORN   | ADJ    | /70                    | HAYWARD                               |                            |
| HECTOR      | RENVILLE   | ADJ    |                        | HECTOR                                |                            |
| HENDERSON   | SIBLEY     | ADJ    |                        | HENDERSON                             |                            |
| HENDRICKS   | LINCOLN    | CONS   |                        | HENDRICKS                             | LINCOLN-PIPESTONE RURAL WS |
| HENDRUM     | NORMAN     | ADJ    | 12/72                  | HENDRUM                               |                            |
| HENNING     | OTTER TAIL | ADJ    | 12/70                  | HENNING                               |                            |
| HERMAN      | GRANT      | ADJ    | /70                    | HERMAN                                |                            |
| HERMANTOWN  | ST. LOUIS  | CONS   |                        | HERMANTOWN                            | DULUTH                     |
| HERRON LAKE | JACKSON    | ADJ    |                        | HERON LAKE                            |                            |
| HEWITT      | TODD       | ADJ    | 6/80                   | HEWITT                                |                            |
| HIBBING     | ST. LOUIS  | ADJ    | /70                    | HIBBING                               |                            |
| HILL CITY   | AITKIN     | ADJ    | /72                    | HILL CITY                             |                            |
| HILLS       | ROCK       | CONS   |                        | HILLS                                 | ROCK COUNTY RURAL WC       |
| HILLTOP     | ANOKA      | ADJ    |                        | MINNEAPOLIS                           |                            |
| HINCKLEY    | PINE       | ADJ    | 9/68                   | HINCKLEY                              |                            |
| HITTERDAL   | CLAY       | ADJ    | /71                    | HITTERDAL                             |                            |
| HOFFMAN     | GRANT      | ADJ    | 12/71                  | HOFFMAN                               |                            |
| HOKAH       | HOUSTON    | ADJ    | 1/70                   | HOKAH                                 |                            |
| HOLDINGFORD | STEARNS    | ADJ    | /72                    | HOLDINGFORD                           |                            |
| HOLLAND     | PIPESTONE  | ADJ    | /80                    | LINCOLN-PIPESTONE RURAL WS            |                            |
| HOLLANDALE  | FREEBORN   | ADJ    | /69                    | HOLLANDALE                            |                            |

COMMUNITIES SERVED FLUORIDATED DRINKING WATER,  
BY COUNTY AND WATER SYSTEM WITHIN STATE (AS OF 12/31/85)

# MINNESOTA

| COMMUNITY           | COUNTY      | STATUS | FLUOR<br>START<br>DATE | SYSTEM SUPPLYING<br>FLUORIDATED WATER | SOURCE SYSTEM              |
|---------------------|-------------|--------|------------------------|---------------------------------------|----------------------------|
| HOLLOWAY            | SWIFT       | ADJ    |                        | HOLLOWAY                              |                            |
| HOPKINS             | HENNEPIN    | ADJ    | 11/62                  | HOPKINS                               |                            |
| HOUSTON             | HOUSTON     | ADJ    |                        | HOUSTON                               |                            |
| HOWARD LAKE         | WRIGHT      | ADJ    |                        | HOWARD LAKE                           |                            |
| HOYT LAKES          | ST. LOUIS   | ADJ    | 3/61                   | HOYT LAKES                            |                            |
| HUGO                | WASHINGTON  | ADJ    | /70                    | HUGO                                  |                            |
| HUTCHINSON          | MCLEOD      | ADJ    | 12/52                  | HUTCHINSON                            |                            |
| INTERNATIONAL FALLS | KOOCHICHING | ADJ    | 9/52                   | INTERNATIONAL FALLS                   |                            |
| INVER GROVE HEIGHTS | DAKOTA      | ADJ    | /70                    | INVER GROVE HEIGHTS                   |                            |
| IONA                | MURRAY      | ADJ    | 4/69                   | IONA                                  |                            |
| IRON JUNCTION       | ST. LOUIS   | ADJ    |                        | IRON JUNCTION                         |                            |
| IRONTON             | CROW WING   | ADJ    | 10/80                  | IRONTON                               |                            |
| ISANTI              | ISANTI      | ADJ    | 8/80                   | ISANTI                                |                            |
| ISLE                | MILLE LACS  | ADJ    | 4/80                   | ISLE                                  |                            |
| IVANHOE             | LINCOLN     | CONS   |                        | IVANHOE                               | LINCOLN-PIPESTONE RURAL WS |
| JACKSON             | JACKSON     | ADJ    | 11/67                  | JACKSON                               |                            |
| JANESVILLE          | WASECA      | ADJ    | 11/71                  | JANESVILLE                            |                            |
| JASPER              | PIPESTONE   | ADJ    |                        | JASPER                                |                            |
| JEFFERS             | COTTONWOOD  | CONS   |                        | JEFFERS                               | RED ROCK RURAL WS          |
| JOHNSON             | BIG STONE   | NATL   |                        | JOHNSON                               |                            |
| JORDAN              | SCOTT       | ADJ    | 5/65                   | JORDAN                                |                            |
| KANDIYOHI           | KANDIYOHI   | ADJ    | 2/80                   | KANDIYOHI                             |                            |
| KARLSTAD            | KITTSOP     | NATL   |                        | KARLSTAD                              |                            |
| KASOTA              | LE SUEUR    | ADJ    |                        | KASOTA                                |                            |

COMMUNITIES SERVED FLUORIDATED DRINKING WATER,  
BY COUNTY AND WATER SYSTEM WITHIN STATE (AS OF 12/31/85)

# MINNESOTA

| COMMUNITY    | COUNTY     | STATUS | FLUOR<br>START<br>DATE | SYSTEM SUPPLYING<br>FLUORIDATED WATER | SOURCE SYSTEM              |
|--------------|------------|--------|------------------------|---------------------------------------|----------------------------|
| KASSON       | DODGE      | ADJ    | 12/68                  | KASSON                                |                            |
| KEEWATIN     | ITASCA     | ADJ    | /70                    | KEEWATIN                              |                            |
| KELLIHER     | BELTRAMI   | ADJ    | 5/69                   | KELLIHER                              |                            |
| KELLOGG      | WABASHA    | ADJ    | 1/70                   | KELLOGG                               |                            |
| KENNEDY      | KITTSOON   | ADJ    | /70                    | KENNEDY                               |                            |
| KENNETH      | ROCK       | ADJ    | /80                    | LINCOLN-PIPESTONE RURAL WS            |                            |
| KENSINGTON   | DOUGLAS    | ADJ    | /69                    | KENSINGTON                            |                            |
| KENT         | WILKIN     | NATL   |                        | KENT                                  |                            |
| KERKHOVEN    | SWIFT      | ADJ    | 12/70                  | KERKHOVEN                             |                            |
| KETTLE RIVER | CARLTON    | ADJ    | 12/70                  | KETTLE RIVER                          |                            |
| KIESTER      | FARIBAULT  | ADJ    | 12/70                  | KIESTER                               |                            |
| KILKENNY     | LE SUEUR   | ADJ    | /70                    | KILKENNY                              |                            |
| KINNEY       | ST. LOUIS  | ADJ    | /69                    | KINNEY                                |                            |
| LA CRESCENT  | HOUSTON    | ADJ    | /70                    | LA CRESCENT                           |                            |
| LA SALLE     | WATONWAN   | ADJ    | 7/78                   | LA SALLE                              |                            |
| LAFAYETTE    | NICOLLET   | ADJ    | 12/70                  | LAFAYETTE                             |                            |
| LAKE BENION  | LINCOLN    | CONS   |                        | LAKE BENION                           | LINCOLN-PIPESTONE RURAL WS |
| LAKE BRONSON | KITTSOON   | CONS   |                        | LAKE BRONSON                          | NORTH KITTSOON CO RURAL WS |
| LAKE CITY    | WABASHA    | ADJ    | /70                    | LAKE CITY                             |                            |
| LAKE CRYSTAL | BLUE EARTH | ADJ    | 12/67                  | LAKE CRYSTAL                          |                            |
| LAKE ELMO    | WASHINGTON | ADJ    | 12/70                  | LAKE ELMO                             |                            |
| LAKE LILLIAN | KANDIYOHI  | ADJ    | 12/69                  | LAKE LILLIAN                          |                            |
| LAKE PARK    | BECKER     | ADJ    | 12/70                  | LAKE PARK                             |                            |
| LAKE WILSON  | MURRAY     | ADJ    | 12/69                  | LAKE WILSON                           |                            |

COMMUNITIES SERVED FLUORIDATED DRINKING WATER,  
BY COUNTY AND WATER SYSTEM WITHIN STATE (AS OF 12/31/85)

# MINNESOTA

| COMMUNITY      | COUNTY      | STATUS | FLUOR<br>START<br>DATE | SYSTEM SUPPLYING<br>FLUORIDATED WATER | SOURCE SYSTEM             |
|----------------|-------------|--------|------------------------|---------------------------------------|---------------------------|
| LAKEFIELD      | JACKSON     | ADJ    | 10/59                  | LAKEFIELD                             |                           |
| LAKEVILLE      | DAKOTA      | ADJ    | /70                    | LAKEVILLE                             |                           |
| LAMBERTON      | REDWOOD     | ADJ    | 6/69                   | LAMBERTON                             |                           |
| LANCASTER      | KITTSON     | CONS   |                        | LANCASTER                             | NORTH KITTSON CO RURAL WS |
| LANESBORO      | FILLMORE    | ADJ    | 11/69                  | LANESBORO                             |                           |
| LAUDERDALE     | RAMSEY      | ADJ    |                        | ST PAUL                               |                           |
| LE CENTER      | LE SUEUR    | ADJ    | 9/69                   | LE CENTER                             |                           |
| LE ROY         | MOWER       | ADJ    | /69                    | LE ROY                                |                           |
| LE SUEUR       | LE SUEUR    | ADJ    | 11/69                  | LE SUEUR                              |                           |
| LESTER PRAIRIE | MCLEOD      | ADJ    | 2/70                   | LESTER PRAIRIE                        |                           |
| LEWISTON       | WINONA      | ADJ    | /70                    | LEWISTON                              |                           |
| LEWISVILLE     | WATONWAN    | ADJ    | 4/69                   | LEWISVILLE                            |                           |
| LEXINGTON      | ANOKA       | ADJ    |                        | LEXINGTON                             |                           |
| LINDSTROM      | CHISAGO     | ADJ    | /70                    | LINDSTROM                             |                           |
| LINO LAKES     | ANOKA       | ADJ    | 2/80                   | LINO LAKES                            |                           |
| LISMORE        | NOBLES      | ADJ    | /71                    | LISMORE                               |                           |
| LITCHFIELD     | MEEKER      | ADJ    | 5/59                   | LITCHFIELD                            |                           |
| LITTLE CANADA  | RAMSEY      | CONS   |                        | LITTLE CANADA                         | MINNEAPOLIS               |
| LITTLE FALLS   | MORRISON    | ADJ    | /70                    | LITTLE FALLS                          |                           |
| LITTLE FORK    | KOOCHICHING | ADJ    | /70                    | LITTLE FORK                           |                           |
| LONG LAKE      | HENNEPIN    | ADJ    | 9/59                   | LONG LAKE                             |                           |
| LONG PRAIRIE   | TODD        | ADJ    | 12/70                  | LONG PRAIRIE                          |                           |
| LONSDALE       | RICE        | ADJ    | /70                    | LONSDALE                              |                           |
| LORETTO        | HENNEPIN    | ADJ    | /70                    | LORETTO                               |                           |

COMMUNITIES SERVED FLUORIDATED DRINKING WATER,  
BY COUNTY AND WATER SYSTEM WITHIN STATE (AS OF 12/31/85)

# MINNESOTA

| COMMUNITY    | COUNTY        | STATUS | FLUOR<br>START<br>DATE | SYSTEM SUPPLYING<br>FLUORIDATED WATER | SOURCE SYSTEM        |
|--------------|---------------|--------|------------------------|---------------------------------------|----------------------|
| LOWRY        | POPE          | ADJ    | /70                    | LOWRY                                 |                      |
| LUCAN        | REDWOOD       | ADJ    | /70                    | LUCAN                                 |                      |
| LIVERNE      | ROCK          | ADJ    | 12/68                  | LIVERNE                               |                      |
| LYLE         | MOWER         | ADJ    | /71                    | LYLE                                  |                      |
| LYND         | LYON          | ADJ    | /70                    | LYND                                  |                      |
| MABEL        | FILLMORE      | ADJ    | 1/68                   | MABEL                                 |                      |
| MADELIA      | WATONWAN      | ADJ    | 6/66                   | MADELIA                               |                      |
| MADISON      | LAC QUI PARLE | ADJ    | 11/53                  | MADISON                               |                      |
| MADISON LAKE | BLUE EARTH    | ADJ    | /69                    | MADISON LAKE                          |                      |
| MAGNOLIA     | ROCK          | CONS   |                        | MAGNOLIA                              | ROCK COUNTY RURAL WC |
| MAHNOMEN     | MAHNOMEN      | ADJ    | /71                    | MAHNOMEN                              |                      |
| MAHTOMEDI    | WASHINGTON    | ADJ    | 11/69                  | MAHTOMEDI                             |                      |
| MANKATO      | BLUE EARTH    | ADJ    | 7/62                   | MANKATO                               |                      |
| MANTORVILLE  | DODGE         | ADJ    | 12/70                  | MANTORVILLE                           |                      |
| MAPLE GROVE  | HENNEPIN      | ADJ    | 8/73                   | MAPLE GROVE                           |                      |
| MAPLE LAKE   | WRIGHT        | ADJ    | 12/70                  | MAPLE LAKE                            |                      |
| MAPLE PLAIN  | HENNEPIN      | ADJ    | /69                    | MAPLE PLAIN                           |                      |
| MAPLETON     | BLUE EARTH    | ADJ    | 9/52                   | MAPLETON                              |                      |
| MAPLEVIEW    | MOWER         | ADJ    | /70                    | MAPLEVIEW                             |                      |
| MAPLEWOOD    | RAMSEY        | ADJ    |                        | ST PAUL                               |                      |
| MARBLE       | ITASCA        | ADJ    | 11/71                  | MARBLE                                |                      |
| MARIETTA     | LAC QUI PARLE | ADJ    | 10/72                  | MARIETTA                              |                      |
| MARSHALL     | LYON          | ADJ    | 11/63                  | MARSHALL                              |                      |
| MAYER        | CARVER        | ADJ    | 12/70                  | MAYER                                 |                      |

COMMUNITIES SERVED FLUORIDATED DRINKING WATER,  
BY COUNTY AND WATER SYSTEM WITHIN STATE (AS OF 12/31/85)

# MINNESOTA

| COMMUNITY        | COUNTY     | STATUS | FLUOR<br>START<br>DATE | SYSTEM SUPPLYING<br>FLUORIDATED WATER | SOURCE SYSTEM |
|------------------|------------|--------|------------------------|---------------------------------------|---------------|
| MAYNARD          | CHIPPEWA   | ADJ    | /70                    | MAYNARD                               |               |
| MAZEPPA          | WABASHA    | ADJ    | 12/71                  | MAZEPPA                               |               |
| MCINTOSH         | POLK       | ADJ    | 12/69                  | MCINTOSH                              |               |
| MCKINLEY         | ST. LOUIS  | ADJ    |                        | MCKINLEY                              |               |
| MEADOWLANDS      | ST. LOUIS  | ADJ    | /72                    | MEADOWLANDS                           |               |
| MEDFORD          | STEELE     | ADJ    | 11/70                  | MEDFORD                               |               |
| MEDINA           | HENNEPIN   | ADJ    | 2/69                   | MEDINA                                |               |
| MELROSE          | STEARNS    | ADJ    | 11/70                  | MELROSE                               |               |
| MENAHGA          | WADENA     | ADJ    | 11/70                  | MENAHGA                               |               |
| MENDOTA HEIGHTS  | DAKOTA     | ADJ    |                        | ST PAUL                               |               |
| MIDDLE RIVER     | MARSHALL   | ADJ    | 11/70                  | MIDDLE RIVER                          |               |
| MILACA           | MILLE LACS | ADJ    | 8/68                   | MILACA                                |               |
| MILAN            | CHIPPEWA   | ADJ    | /85                    | MILAN                                 |               |
| MILLVILLE        | WABASHA    | ADJ    | 3/80                   | MILLVILLE                             |               |
| MILROY           | REDWOOD    | NATL   |                        | MILROY                                |               |
| MINNEAPOLIS      | HENNEPIN   | ADJ    | 8/57                   | MINNEAPOLIS                           |               |
| MINNEOTA         | LYON       | ADJ    | /69                    | MINNEOTA                              |               |
| MINNESOTA LAKE   | BLUE EARTH | ADJ    | 11/70                  | MINNESOTA LAKE                        |               |
| MINNETONKA       | HENNEPIN   | ADJ    | 1/69                   | MINNETONKA                            |               |
| MINNETONKA BEACH | HENNEPIN   | ADJ    | 12/70                  | MINNETONKA BEACH                      |               |
| MINNETRISTA      | HENNEPIN   | ADJ    | 6/71                   | MINNETRISTA                           |               |
| MONTEVIDEO       | CHIPPEWA   | ADJ    | 10/51                  | MONTEVIDEO                            |               |
| MONTGOMERY       | LE SUEUR   | ADJ    | 11/70                  | MONTGOMERY                            |               |
| MONTICELLO       | WRIGHT     | ADJ    | /69                    | MONTICELLO                            |               |

COMMUNITIES SERVED FLUORIDATED DRINKING WATER,  
BY COUNTY AND WATER SYSTEM WITHIN STATE (AS OF 12/31/85)

# MINNESOTA

| COMMUNITY     | COUNTY     | STATUS | FLUOR<br>START<br>DATE | SYSTEM SUPPLYING<br>FLUORIDATED WATER | SOURCE SYSTEM |
|---------------|------------|--------|------------------------|---------------------------------------|---------------|
| MONTROSE      | WRIGHT     | ADJ    | 12/70                  | MONTROSE                              |               |
| MOORHEAD      | CLAY       | ADJ    | 12/65                  | MOORHEAD                              |               |
| MOOSE LAKE    | CARLTON    | ADJ    | 11/70                  | MOOSE LAKE                            |               |
| MORA          | KANABEC    | ADJ    | 5/52                   | MORA                                  |               |
| MORGAN        | REDWOOD    | ADJ    | 8/67                   | MORGAN                                |               |
| MORRIS        | STEVENS    | ADJ    | 11/52                  | MORRIS                                |               |
| MORRISTOWN    | RICE       | ADJ    | 11/69                  | MORRISTOWN                            |               |
| MORTON        | RENVILLE   | ADJ    | 11/70                  | MORTON                                |               |
| MOTLEY        | MORRISON   | ADJ    | 12/69                  | MOTLEY                                |               |
| MOUND         | HENNEPIN   | ADJ    | 11/67                  | MOUND                                 |               |
| MOUNDS VIEW   | RAMSEY     | ADJ    | 11/70                  | MOUNDS VIEW                           |               |
| MOUNTAIN IRON | ST LOUIS   | ADJ    | 7/69                   | MOUNTAIN IRON                         |               |
| MOUNTAIN LAKE | COTTONWOOD | ADJ    | 12/64                  | MOUNTAIN LAKE                         |               |
| MURDOCK       | SWIFT      | ADJ    | 12/70                  | MURDOCK                               |               |
| NASHWALK      | ITASCA     | ADJ    | /70                    | NASHWALK                              |               |
| NERSTRAND     | RICE       | ADJ    | /69                    | NERSTRAND                             |               |
| NEVIS         | HUBBARD    | ADJ    |                        | NEVIS                                 |               |
| NEW AUBURN    | SIBLEY     | ADJ    | 1/80                   | NEW AUBURN                            |               |
| NEW BRIGHTON  | RAMSEY     | ADJ    | 3/68                   | NEW BRIGHTON                          |               |
| NEW GERMANY   | CARVER     | ADJ    | 11/70                  | NEW GERMANY                           |               |
| NEW HOPE      | HENNEPIN   | CONS   |                        | NEW HOPE                              | MINNEAPOLIS   |
| NEW LONDON    | KANDIYOHI  | ADJ    | 12/69                  | NEW LONDON                            |               |
| NEW MARKET    | SCOTT      | ADJ    | 10/71                  | NEW MARKET                            |               |
| NEW MUNICH    | STEARNS    | ADJ    | 11/71                  | NEW MUNICH                            |               |



COMMUNITIES SERVED FLUORIDATED DRINKING WATER,  
 BY COUNTY AND WATER SYSTEM WITHIN STATE (AS OF 12/31/85)

# MINNESOTA

| COMMUNITY        | COUNTY      | STATUS | FLUOR<br>START<br>DATE | SYSTEM SUPPLYING<br>FLUORIDATED WATER | SOURCE SYSTEM |
|------------------|-------------|--------|------------------------|---------------------------------------|---------------|
| NEW PRAGUE       | LE SUEUR    | ADJ    | /69                    | NEW PRAGUE                            |               |
| NEW RICHLAND     | WASECA      | ADJ    | 12/70                  | NEW RICHLAND                          |               |
| NEW TRIER        | DAKOTA      | ADJ    | 2/70                   | NEW TRIER                             |               |
| NEW ULM          | BROWN       | ADJ    | 11/68                  | NEW ULM                               |               |
| NEW YORK MILLS   | OTTER TAIL  | ADJ    | 8/52                   | NEW YORK MILLS                        |               |
| NEWFOLDEN        | MARSHALL    | ADJ    | 12/72                  | NEWFOLDEN                             |               |
| NEWPORT          | WASHINGTON  | ADJ    | 11/70                  | NEWPORT                               |               |
| NICOLLET         | NICOLLET    | ADJ    | /69                    | NICOLLET                              |               |
| NORTH BRANCH     | CHISAGO     | ADJ    |                        | NORTH BRANCH                          |               |
| NORTH MANKATO    | NICOLLET    | ADJ    | 12/66                  | NORTH MANKATO                         |               |
| NORTH REDWOOD    | REDWOOD     | CONS   |                        | NORTH REDWOOD                         | REDWOOD FALLS |
| NORTH ST. PAUL   | RAMSEY      | ADJ    | 9/69                   | NORTH ST PAUL                         |               |
| NORTHFIELD       | RICE        | ADJ    | 12/63                  | NORTHFIELD                            |               |
| NORTHOME         | KOOCHICHING | ADJ    | /71                    | NORTHOME                              |               |
| NORTHROP         | MARTIN      | ADJ    | /70                    | NORTHROP                              |               |
| NORWOOD          | CARVER      | ADJ    | /70                    | NORWOOD                               |               |
| OAK PARK HEIGHTS | WASHINGTON  | ADJ    | 5/68                   | OAK PARK HEIGHTS                      |               |
| OAKDALE          | WASHINGTON  | ADJ    | 11/70                  | OAKDALE                               |               |
| ODESSA           | BIG STONE   | ADJ    | /72                    | ODESSA                                |               |
| OGILVIE          | KANABEC     | ADJ    | 11/69                  | OGILVIE                               |               |
| OKABENA          | JACKSON     | ADJ    | 7/52                   | OKABENA                               |               |
| OKLEE            | RED LAKE    | ADJ    | 12/69                  | OKLEE                                 |               |
| OLIVIA           | RENVILLE    | ADJ    | 6/60                   | OLIVIA                                |               |
| ONAMIA           | MILLE LACS  | ADJ    | 5/69                   | ONAMIA                                |               |

COMMUNITIES SERVED FLUORIDATED DRINKING WATER,  
BY COUNTY AND WATER SYSTEM WITHIN STATE (AS OF 12/31/85)

## MINNESOTA

| COMMUNITY       | COUNTY     | STATUS | FLUOR<br>START<br>DATE | SYSTEM SUPPLYING<br>FLUORIDATED WATER | SOURCE SYSTEM |
|-----------------|------------|--------|------------------------|---------------------------------------|---------------|
| ORMSBY          | MARTIN     | ADJ    | /71                    | ORMSBY                                |               |
| ORONO           | HENNEPIN   | ADJ    | /72                    | ORONO                                 |               |
| ORR             | ST. LOUIS  | ADJ    | /70                    | ORR                                   |               |
| ORTONVILLE      | BIG STONE  | ADJ    | 11/58                  | ORTONVILLE                            |               |
| OSAKIS          | DOUGLAS    | ADJ    | 12/67                  | OSAKIS                                |               |
| OSLO            | MARSHALL   | ADJ    | /70                    | OSLO                                  |               |
| OSSEO           | HENNEPIN   | ADJ    | 11/70                  | OSSEO                                 |               |
| OSTRANDER       | FILLMORE   | ADJ    | 11/71                  | OSTRANDER                             |               |
| OWATONNA        | STEELE     | ADJ    | 12/67                  | OWATONNA                              |               |
| PALISADE        | AITKIN     | ADJ    | /84                    | PALISADE                              |               |
| PARK RAPIDS     | HUBBARD    | ADJ    | 12/69                  | PARK RAPIDS                           |               |
| PARKERS PRAIRIE | OTTER TAIL | ADJ    | /70                    | PARKERS PRAIRIE                       |               |
| PAYNESVILLE     | STEARNS    | ADJ    | 12/65                  | PAYNESVILLE                           |               |
| PELICAN RAPIDS  | OTTER TAIL | ADJ    | /62                    | PELICAN RAPIDS                        |               |
| PEMBERTON       | BLUE EARTH | ADJ    | 10/70                  | PEMBERTON                             |               |
| PENNOCK         | KANDIYOHI  | ADJ    | /70                    | PENNOCK                               |               |
| PERHAM          | OTTER TAIL | ADJ    | 5/53                   | PERHAM                                |               |
| PERLEY          | NORMAN     | ADJ    | 11/72                  | PERLEY                                |               |
| PETERSON        | FILLMORE   | ADJ    | 12/71                  | PETERSON                              |               |
| PIERZ           | MORRISON   | ADJ    | /69                    | PIERZ                                 |               |
| PINE CITY       | PINE       | ADJ    | 12/67                  | PINE CITY                             |               |
| PINE ISLAND     | GOODHUE    | ADJ    | 9/62                   | PINE ISLAND                           |               |
| PINE RIVER      | CASS       | ADJ    | 11/70                  | PINE RIVER                            |               |
| PIPESTONE       | PIPESTONE  | ADJ    | /62                    | PIPESTONE                             |               |

COMMUNITIES SERVED FLUORIDATED DRINKING WATER,  
BY COUNTY AND WATER SYSTEM WITHIN STATE (AS OF 12/31/85)

# MINNESOTA

| COMMUNITY      | COUNTY          | STATUS | FLUOR<br>START<br>DATE | SYSTEM SUPPLYING<br>FLUORIDATED WATER | SOURCE SYSTEM       |
|----------------|-----------------|--------|------------------------|---------------------------------------|---------------------|
| PLAINVIEW      | WABASHA         | ADJ    | /68                    | PLAINVIEW                             |                     |
| PLATO          | MCLEOD          | ADJ    | 1/69                   | PLATO                                 |                     |
| PLUMMER        | RED LAKE        | ADJ    | 12/69                  | PLUMMER                               |                     |
| PLYMOUTH       | HENNEPIN        | ADJ    | 10/70                  | PLYMOUTH                              |                     |
| PORTER         | YELLOW MEDICINE | ADJ    | 7/76                   | PORTER                                |                     |
| PRESTON        | FILLMORE        | ADJ    | 4/66                   | PRESTON                               |                     |
| PRINCETON      | MILLE LACS      | ADJ    | 10/66                  | PRINCETON                             |                     |
| PRINSBURG      | KANDIYOHI       | NATL   |                        | PRINSBURG                             |                     |
| PRIOR LAKE     | SCOTT           | ADJ    | /69                    | PRIOR LAKE                            |                     |
| PROCTOR        | ST. LOUIS       | CONS   |                        | PROCTOR                               | DULUTH              |
| RACINE         | MOWER           | ADJ    | /72                    | RACINE                                |                     |
| RANDALL        | MORRISON        | ADJ    | /69                    | RANDALL                               |                     |
| RANIER         | KOOCHICHING     | ADJ    | 9/52                   | INTERNATIONAL FALLS                   |                     |
| RANIER         | KOOCHICHING     | CONS   |                        | RANIER                                | INTERNATIONAL FALLS |
| RAYMOND        | KANDIYOHI       | ADJ    | 3/69                   | RAYMOND                               |                     |
| RED LAKE FALLS | RED LAKE        | ADJ    | 4/51                   | RED LAKE FALLS                        |                     |
| RED WING       | GOODHUE         | ADJ    | 11/70                  | RED WING                              |                     |
| REDWOOD FALLS  | REDWOOD         | ADJ    | 4/59                   | REDWOOD FALLS                         |                     |
| RENVILLE       | RENVILLE        | ADJ    | 9/68                   | RENVILLE                              |                     |
| REVERE         | REDWOOD         | NATL   |                        | REVERE                                |                     |
| RICE           | BENTON          | ADJ    | 11/71                  | RICE                                  |                     |
| RICHFIELD      | HENNEPIN        | ADJ    | 11/64                  | RICHFIELD                             |                     |
| RICHMOND       | STEARNS         | ADJ    | 11/71                  | RICHMOND                              |                     |
| ROBBINSDALE    | HENNEPIN        | ADJ    | 5/64                   | ROBBINSDALE                           |                     |

COMMUNITIES SERVED FLUORIDATED DRINKING WATER,  
 BY COUNTY AND WATER SYSTEM WITHIN STATE (AS OF 12/31/85)

# MINNESOTA

| COMMUNITY    | COUNTY    | STATUS | FLUOR<br>START<br>DATE | SYSTEM SUPPLYING<br>FLUORIDATED WATER | SOURCE SYSTEM |
|--------------|-----------|--------|------------------------|---------------------------------------|---------------|
| ROCHESTER    | OLMSTED   | ADJ    | 3/60                   | ROCHESTER                             |               |
| ROCKFORD     | HENNEPIN  | ADJ    | 4/69                   | ROCKFORD                              |               |
| ROGERS       | HENNEPIN  | ADJ    | /70                    | ROGERS                                |               |
| ROLLINGSTONE | WINONA    | ADJ    | 1/68                   | ROLLINGSTONE                          |               |
| ROSCOE       | STEARNS   | ADJ    |                        | ROSCOE                                |               |
| ROSE CREEK   | MOWER     | ADJ    | 11/70                  | ROSE CREEK                            |               |
| ROSEAU       | ROSEAU    | ADJ    | 11/57                  | ROSEAU                                |               |
| ROSEMOUNT    | DAKOTA    | ADJ    | 6/67                   | ROSEMOUNT                             |               |
| ROSEVILLE    | RAMSEY    | CONS   |                        | ROSEVILLE                             | ST PAUL       |
| ROTHSAY      | WILKIN    | ADJ    | 12/71                  | ROTHSAY                               |               |
| ROUND LAKE   | NOBLES    | ADJ    | /70                    | ROUND LAKE                            |               |
| ROYALTON     | MORRISON  | ADJ    | 11/70                  | ROYALTON                              |               |
| RUSH CITY    | CHISAGO   | ADJ    | 10/52                  | RUSH CITY                             |               |
| RUSHFORD     | FILLMORE  | ADJ    | /70                    | RUSHFORD                              |               |
| RUSHMORE     | NOBLES    | ADJ    | /70                    | RUSHMORE                              |               |
| RUTHION      | PIPESTONE | ADJ    | 11/70                  | RUTHION                               |               |
| SABIN        | CLAY      | ADJ    | 11/70                  | SABIN                                 |               |
| SACRED HEART | RENVILLE  | ADJ    | /71                    | SACRED HEART                          |               |
| SANBORN      | REDWOOD   | ADJ    | 11/70                  | SANBORN                               |               |
| SANDSTONE    | PINE      | ADJ    | /69                    | SANDSTONE                             |               |
| SARTELL      | STEARNS   | ADJ    | 11/70                  | SARTELL                               |               |
| SAUK CENTRE  | STEARNS   | ADJ    | 12/57                  | SAUK CENTRE                           |               |
| SAUK RAPIDS  | BENTON    | ADJ    | /70                    | SAUK RAPIDS                           |               |
| SAVAGE       | SCOTT     | ADJ    | 8/69                   | SAVAGE                                |               |

COMMUNITIES SERVED FLUORIDATED DRINKING WATER,  
BY COUNTY AND WATER SYSTEM WITHIN STATE (AS OF 12/31/85)

# MINNESOTA

| COMMUNITY              | COUNTY      | STATUS | FLUOR<br>START<br>DATE | SYSTEM SUPPLYING<br>FLUORIDATED WATER | SOURCE SYSTEM        |
|------------------------|-------------|--------|------------------------|---------------------------------------|----------------------|
| SCANLON                | CARLTON     | CONS   |                        | SCANLON                               | CLOQUET WATER SYSTEM |
| SEBEKA                 | WADENA      | ADJ    | 11/70                  | SEBEKA                                |                      |
| SHAKOPEE               | SCOTT       | ADJ    | 11/66                  | SHAKOPEE                              |                      |
| SHELLY                 | NORMAN      | NATL   |                        | SHELLY                                |                      |
| SHERBURN               | MARTIN      | ADJ    | /70                    | SHERBURN                              |                      |
| SHOREVIEW              | RAMSEY      | ADJ    | 12/70                  | SHOREVIEW                             |                      |
| SHOREWOOD              | HENNEPIN    | ADJ    |                        | SHOREWOOD                             |                      |
| SILVER BAY             | LAKE        | ADJ    | 10/58                  | SILVER BAY                            |                      |
| SILVER LAKE            | MCLEOD      | ADJ    | 1/69                   | SILVER LAKE                           |                      |
| SKYLINE                | BLUE EARTH  | ADJ    | 11/69                  | SKYLINE                               |                      |
| SLAYTON                | MURRAY      | ADJ    | 11/56                  | SLAYTON                               |                      |
| SLEEPY EYE             | BROWN       | ADJ    | 6/67                   | SLEEPY EYE                            |                      |
| SO INTERNATIONAL FALLS | KOOCHICHING | ADJ    | 9/52                   | INTERNATIONAL FALLS                   |                      |
| SO INTERNATIONAL FALLS | KOOCHICHING | CONS   |                        | SOUTH INTERNATIONAL FALLS             | INTERNATIONAL FALLS  |
| SOUTH HAVEN            | WRIGHT      | ADJ    | /69                    | SOUTH HAVEN                           |                      |
| SOUTH ST PAUL          | DAKOTA      | ADJ    | /70                    | SOUTH ST PAUL                         |                      |
| SPICER                 | KANDIYOHI   | ADJ    | 9/68                   | SPICER                                |                      |
| SPRING GROVE           | HOUSTON     | ADJ    | 9/68                   | SPRING GROVE                          |                      |
| SPRING LAKE PARK       | ANOKA       | ADJ    | 6/66                   | SPRING LAKE PARK                      |                      |
| SPRING PARK            | HENNEPIN    | ADJ    | /72                    | SPRING PARK                           |                      |
| SPRING VALLEY          | FILLMORE    | ADJ    | 11/65                  | SPRING VALLEY                         |                      |
| SPRINGFIELD            | BROWN       | ADJ    | 10/64                  | SPRINGFIELD                           |                      |
| ST ANTHONY             | HENNEPIN    | ADJ    | 1/70                   | ST ANTHONY                            |                      |
| ST BONIFACIUS          | HENNEPIN    | ADJ    | 11/70                  | ST BONIFACIUS                         |                      |

COMMUNITIES SERVED FLUORIDATED DRINKING WATER,  
BY COUNTY AND WATER SYSTEM WITHIN STATE (AS OF 12/31/85)

# MINNESOTA

| COMMUNITY     | COUNTY          | STATUS | FLUOR<br>START<br>DATE | SYSTEM SUPPLYING<br>FLUORIDATED WATER | SOURCE SYSTEM |
|---------------|-----------------|--------|------------------------|---------------------------------------|---------------|
| ST CHARLES    | WINONA          | ADJ    | 11/62                  | ST CHARLES                            |               |
| ST CLAIR      | BLUE EARTH      | ADJ    | 8/67                   | ST CLAIR                              |               |
| ST CLOUD      | BENTON          | ADJ    | 9/57                   | ST CLOUD                              |               |
| ST FRANCIS    | ANOKA           | ADJ    | 5/80                   | ST FRANCIS                            |               |
| ST HILAIRE    | PENNINGTON      | ADJ    | /70                    | ST HILAIRE                            |               |
| ST JAMES      | WATONWAN        | ADJ    | 8/65                   | ST JAMES                              |               |
| ST JOSEPH     | STEARNS         | ADJ    | 12/59                  | ST JOSEPH                             |               |
| ST LEO        | YELLOW MEDICINE | CONS   |                        | ST LEO                                | CANBY         |
| ST LOUIS PARK | HENNEPIN        | ADJ    | 12/61                  | ST LOUIS PARK                         |               |
| ST MARTIN     | STEARNS         | ADJ    | /74                    | ST MARTIN                             |               |
| ST PAUL       | RAMSEY          | ADJ    |                        | ST PAUL                               |               |
| ST PAUL PARK  | WASHINGTON      | ADJ    | 12/70                  | ST PAUL PARK                          |               |
| ST PETER      | NICOLLET        | ADJ    | 11/68                  | ST PETER                              |               |
| ST. MICHAEL   | WRIGHT          | ADJ    | 11/71                  | JOINT POWERS W.S.                     |               |
| ST. VINCENT   | KITTSON         | ADJ    | 11/80                  | NORTH KITTSON CO RURAL WS             |               |
| STACY         | CHISAGO         | ADJ    | /72                    | STACY                                 |               |
| STAPLES       | TODD            | ADJ    | 4/52                   | STAPLES                               |               |
| STARBUCK      | POPE            | ADJ    | 11/70                  | STARBUCK                              |               |
| STEEN         | ROCK            | ADJ    | 10/80                  | ROCK COUNTY RURAL WC                  |               |
| STEPHEN       | MARSHALL        | ADJ    | /70                    | STEPHEN                               |               |
| STEWART       | MCLEOD          | ADJ    |                        | STEWART                               |               |
| STEWARTVILLE  | OLMSTED         | ADJ    | 11/66                  | STEWARTVILLE                          |               |
| STILLWATER    | WASHINGTON      | ADJ    | 12/70                  | STILLWATER                            |               |
| STORDEN       | COTTONWOOD      | ADJ    | 11/70                  | STORDEN                               |               |

COMMUNITIES SERVED FLUORIDATED DRINKING WATER,  
 BY COUNTY AND WATER SYSTEM WITHIN STATE (AS OF 12/31/85)

# MINNESOTA

| COMMUNITY         | COUNTY     | STATUS | FLUOR<br>START<br>DATE | SYSTEM SUPPLYING<br>FLUORIDATED WATER | SOURCE SYSTEM              |
|-------------------|------------|--------|------------------------|---------------------------------------|----------------------------|
| STRANDQUIST       | MARSHALL   | ADJ    | 11/80                  | NORTH KITTISON CO RURAL WS            |                            |
| STRANDQUIST       | MARSHALL   | NATL   |                        | STRANDQUIST                           |                            |
| SWANVILLE         | MORRISON   | ADJ    | /71                    | SWANVILLE                             |                            |
| TACONITE          | ITASCA     | ADJ    | /69                    | TACONITE                              |                            |
| TAUNTON           | LYON       | ADJ    | /77                    | TAUNTON                               |                            |
| TAYLORS FALLS     | CHISAGO    | ADJ    | /70                    | TAYLORS FALLS                         |                            |
| THIEF RIVER FALLS | PENNINGTON | ADJ    | 9/51                   | THIEF RIVER FALLS                     |                            |
| THOMPSON          | CARLTON    | ADJ    | /81                    | THOMPSON                              |                            |
| TINTIAH           | TRAVERSE   | ADJ    | /82                    | TINTIAH                               |                            |
| TONKA BAY         | HENNEPIN   | ADJ    | /72                    | TONKA BAY                             |                            |
| TRACY             | LYON       | ADJ    | 12/67                  | TRACY                                 |                            |
| TRIMONT           | MARTIN     | ADJ    | /69                    | TRIMONT                               |                            |
| TROSKY            | PIPESTONE  | CONS   |                        | TROSKY                                | LINCOLN-PIPESTONE RURAL WS |
| TRUMAN            | MARTIN     | ADJ    | 6/56                   | TRUMAN                                |                            |
| TWIN LAKES        | FREEBORN   | ADJ    | 3/69                   | TWIN LAKES                            |                            |
| TWIN VALLEY       | NORMAN     | ADJ    | /69                    | TWIN VALLEY                           |                            |
| TWO HARBORS       | LAKE       | ADJ    | 9/61                   | TWO HARBORS                           |                            |
| TYLER             | LINCOLN    | CONS   |                        | TYLER                                 | LINCOLN-PIPESTONE RURAL WS |
| ULEN              | CLAY       | ADJ    | /70                    | ULEN                                  |                            |
| UNDERWOOD         | OTTER TAIL | ADJ    |                        | UNDERWOOD                             |                            |
| UPSALA            | MORRISON   | ADJ    | 11/70                  | UPSALA                                |                            |
| UTICA             | WINONA     | ADJ    | 5/80                   | UTICA                                 |                            |
| VADNAIS HEIGHTS   | RAMSEY     | ADJ    |                        | VADNAIS HEIGHTS                       |                            |
| VERNDALE          | WADENA     | ADJ    | /69                    | VERNDALE                              |                            |

COMMUNITIES SERVED FLUORIDATED DRINKING WATER,  
 BY COUNTY AND WATER SYSTEM WITHIN STATE (AS OF 12/31/85)

# MINNESOTA

| COMMUNITY     | COUNTY     | STATUS | FLUOR<br>START<br>DATE | SYSTEM SUPPLYING<br>FLUORIDATED WATER | SOURCE SYSTEM |
|---------------|------------|--------|------------------------|---------------------------------------|---------------|
| VERNON CENTER | BLUE EARTH | ADJ    |                        | VERNON CENTER                         |               |
| VESTA         | REDWOOD    | ADJ    | 12/69                  | VESTA                                 |               |
| VICTORIA      | CARVER     | ADJ    |                        | VICTORIA                              |               |
| VIRGINIA      | ST. LOUIS  | ADJ    | /64                    | VIRGINIA                              |               |
| WABASHA       | WABASHA    | ADJ    | 12/69                  | WABASHA                               |               |
| WABASSO       | REDWOOD    | ADJ    | /70                    | WABASSO                               |               |
| WACONIA       | CARVER     | ADJ    | /69                    | WACONIA                               |               |
| WADENA        | WADENA     | ADJ    | 10/62                  | WADENA                                |               |
| WAITE PARK    | STEARNS    | ADJ    | 1/80                   | WAITE PARK                            |               |
| WALDORF       | WASECA     | ADJ    | 12/70                  | WALDORF                               |               |
| WALKER        | CASS       | ADJ    | 12/70                  | WALKER                                |               |
| WALNUT GROVE  | REDWOOD    | NATL   |                        | WALNUT GROVE                          |               |
| WANAMINGO     | GOODHUE    | ADJ    | 12/70                  | WANAMINGO                             |               |
| WANDA         | REDWOOD    | NATL   |                        | WANDA                                 |               |
| WARBA         | ITASCA     | ADJ    |                        | WARBA                                 |               |
| WARREN        | MARSHALL   | ADJ    | /70                    | WARREN                                |               |
| WARROAD       | ROSEAU     | ADJ    | /69                    | WARROAD                               |               |
| WASECA        | WASECA     | ADJ    | 11/67                  | WASECA                                |               |
| WATERTOWN     | CARVER     | ADJ    | /70                    | WATERTOWN                             |               |
| WATERVILLE    | LE SUEUR   | ADJ    | 5/64                   | WATERVILLE                            |               |
| WATKINS       | MEEKER     | ADJ    | /70                    | WATKINS                               |               |
| WATSON        | CHIPPEWA   | ADJ    |                        | WATSON                                |               |
| WAUBUN        | MAHONOMEN  | ADJ    | /71                    | WAUBUN                                |               |
| WAVERLY       | WRIGHT     | ADJ    | /69                    | WAVERLY                               |               |



COMMUNITIES SERVED FLUORIDATED DRINKING WATER,  
 BY COUNTY AND WATER SYSTEM WITHIN STATE (AS OF 12/31/85)

MINNESOTA

| COMMUNITY       | COUNTY          | STATUS | FLUOR<br>START<br>DATE | SYSTEM SUPPLYING<br>FLUORIDATED WATER | SOURCE SYSTEM |
|-----------------|-----------------|--------|------------------------|---------------------------------------|---------------|
| WAYZATA         | HENNEPIN        | ADJ    | 11/62                  | WAYZATA                               |               |
| WELCOME         | MARTIN          | ADJ    | 11/70                  | WELCOME                               |               |
| WELLS           | FARIBAULT       | ADJ    | 4/67                   | WELLS                                 |               |
| WENDELL         | GRANT           | ADJ    |                        | WENDELL                               |               |
| WEST CONCORD    | DODGE           | ADJ    | 9/51                   | WEST CONCORD                          |               |
| WEST ST PAUL    | DAKOTA          | ADJ    |                        | ST PAUL                               |               |
| WESTBROOK       | COTTONWOOD      | ADJ    | 11/70                  | WESTBROOK                             |               |
| WHEATON         | TRAVERSE        | ADJ    | /70                    | WHEATON                               |               |
| WHITE BEAR LAKE | RAMSEY          | ADJ    | 6/57                   | WHITE BEAR LAKE WS                    |               |
| WILLERNIE       | WASHINGTON      | ADJ    | 11/69                  | MAHTOMEDI                             |               |
| WILLMAR         | KANDIYOHI       | ADJ    | 3/67                   | WILLMAR                               |               |
| WILMONT         | NOBLES          | ADJ    |                        | WILMONT                               |               |
| WINDOM          | COTTONWOOD      | ADJ    | 12/60                  | WINDOM                                |               |
| WINGER          | POLK            | ADJ    | 11/70                  | WINGER                                |               |
| WINNEBAGO       | FARIBAULT       | ADJ    | 6/51                   | WINNEBAGO                             |               |
| WINONA          | WINONA          | ADJ    | 8/65                   | WINONA                                |               |
| WINSTED         | MCLEOD          | ADJ    | /70                    | WINSTED                               |               |
| WINTHROP        | SIBLEY          | ADJ    | 9/68                   | WINTHROP                              |               |
| WINTON          | ST LOUIS        | ADJ    |                        | WINTON                                |               |
| WOOD LAKE       | YELLOW MEDICINE | ADJ    | 12/70                  | WOOD LAKE                             |               |
| WOODBURY        | WASHINGTON      | ADJ    | /70                    | WOODBURY                              |               |
| WOODSTOCK       | PIPESTONE       | ADJ    | /80                    | LINCOLN-PIPESTONE RURAL WS            |               |
| WORTHINGTON     | NOBLES          | ADJ    | /69                    | WORTHINGTON                           |               |
| WYKOFF          | FILLMORE        | ADJ    | /70                    | WYKOFF                                |               |

COMMUNITIES SERVED FLUORIDATED DRINKING WATER,  
 BY COUNTY AND WATER SYSTEM WITHIN STATE (AS OF 12/31/85)

# MINNESOTA

| COMMUNITY     | COUNTY    | STATUS | FLUOR<br>START<br>DATE | SYSTEM SUPPLYING<br>FLUORIDATED WATER | SOURCE SYSTEM |
|---------------|-----------|--------|------------------------|---------------------------------------|---------------|
| WYOMING       | CHISAGO   | ADJ    | /69                    | WYOMING                               |               |
| YOUNG AMERICA | CARVER    | ADJ    | 12/69                  | YOUNG AMERICA                         |               |
| ZIMMERMAN     | SHERBURNE | ADJ    |                        | ZIMMERMAN                             |               |
| ZUMBRO FALLS  | WABASHA   | ADJ    | /70                    | ZUMBRO FALLS                          |               |
| ZUMBROTA      | GOODHUE   | ADJ    | /70                    | ZUMBROTA                              |               |

COMMUNITIES SERVED FLUORIDATED DRINKING WATER,  
BY COUNTY AND WATER SYSTEM WITHIN STATE (AS OF 12/31/85)

# MISSISSIPPI

| COMMUNITY    | COUNTY    | STATUS | FLUOR<br>START<br>DATE | SYSTEM SUPPLYING<br>FLUORIDATED WATER | SOURCE SYSTEM |
|--------------|-----------|--------|------------------------|---------------------------------------|---------------|
| ABERDEEN     | MONROE    | ADJ    | /75                    | ABERDEEN                              |               |
| ACKERMAN     | CHOCTAW   | ADJ    | 9/80                   | ACKERMAN                              |               |
| AMORY        | MONROE    | ADJ    | 8/72                   | AMORY                                 |               |
| BALDWIN      | PRENTISS  | ADJ    | /75                    | BALDWIN                               |               |
| BATESVILLE   | PANOLA    | ADJ    | 6/76                   | BATESVILLE                            |               |
| BAY ST LOUIS | HANCOCK   | ADJ    | 9/77                   | BAY ST LOUIS UTIL SYSTEM              |               |
| BELMONT      | DESOTO    | ADJ    | 6/85                   | BELMONT                               |               |
| BELZONI      | HUMPHREY  | ADJ    | 10/84                  | BELZONI                               |               |
| BLUE SPRINGS | UNION     | NATL   |                        | BLUE SPRINGS                          |               |
| BOONEVILLE   | PRENTISS  | ADJ    | 7/71                   | BOONEVILLE                            |               |
| BRANDON      | BANKIN    | ADJ    | 9/82                   | BRANDON                               |               |
| BRIGHTS      | DESOTO    | ADJ    | 6/85                   | BRIGHTS                               |               |
| BROOKHAVEN   | LINCOLN   | ADJ    | 11/65                  | BROOKHAVEN                            |               |
| BYHALIA      | MARSHALL  | ADJ    | 8/70                   | BYHALIA                               |               |
| CALHOUN CITY | CALHOUN   | ADJ    | 6/54                   | CALHOUN CITY                          |               |
| CANTON       | MADISON   | ADJ    | 10/65                  | CANTON                                |               |
| CARTHAGE     | LEAKE     | ADJ    | 7/62                   | CARTHAGE                              |               |
| CLEVELAND    | BOLIVAR   | ADJ    | 4/63                   | CLEVELAND                             |               |
| CLINTON      | HINDS     | ADJ    | 8/74                   | CLINTON                               |               |
| COLLINS      | COVINGTON | ADJ    | 10/66                  | COLLINS                               |               |
| COLUMBIA     | MARION    | ADJ    | /74                    | COLUMBIA                              |               |
| COLUMBUS     | LOWNDES   | ADJ    | 8/51                   | COLUMBUS                              |               |
| COLUMBUS     | LOWNDES   | ADJ    | 8/83                   | EAST LOWNDES                          |               |
| COLUMBUS AFB | LOWNDES   | ADJ    | /73                    | COLUMBUS AFB                          |               |

COMMUNITIES SERVED FLUORIDATED DRINKING WATER,  
BY COUNTY AND WATER SYSTEM WITHIN STATE (AS OF 12/31/85)

# MISSISSIPPI

| COMMUNITY       | COUNTY     | STATUS | FLUOR<br>START<br>DATE | SYSTEM SUPPLYING<br>FLUORIDATED WATER | SOURCE SYSTEM |
|-----------------|------------|--------|------------------------|---------------------------------------|---------------|
| COMO            | PANOLA     | ADJ    | 4/58                   | COMO                                  |               |
| CORINTH         | ALCORN     | ADJ    | 9/61                   | CORINTH                               |               |
| COURTLAND       | PANOLA     | ADJ    | 6/74                   | POPE-COURTLAND                        |               |
| CRYSTAL SPRINGS | COPIAH     | ADJ    | 9/64                   | CRYSTAL SPRINGS                       |               |
| DECATUR         | NEWTON     | ADJ    | 10/81                  | DECATUR                               |               |
| DECATUR (PART)  | NEWTON     | CONS   |                        | NORTH DECATUR WA                      | NEWTON        |
| DREW            | SUNFLOWER  | ADJ    | /71                    | DREW                                  |               |
| DURANT          | HOLMES     | ADJ    | 6/64                   | DURANT                                |               |
| EDWARDS         | HINDS      | NATL   |                        | EDWARDS                               |               |
| EJUPORA         | WEBSTER    | ADJ    | 9/81                   | EJUPORA                               |               |
| FLORA           | MADISON    | ADJ    | 7/62                   | FLORA                                 |               |
| FOREST          | SCOTT      | ADJ    | 12/52                  | FOREST                                |               |
| FULTON          | ITAWAMBA   | ADJ    | 10/66                  | FULTON                                |               |
| GAUTIER (PART)  | JACKSON    | NATL   |                        | SEACLIFF-LAMOTTE SUBD                 |               |
| GEORGETOWN      | COPIAH     | NATL   |                        | GEORGETOWN                            |               |
| GLOSTER         | AMITE      | ADJ    | 3/74                   | GLOSTER                               |               |
| GREENVILLE      | WASHINGTON | ADJ    | 7/81                   | GREENVILLE                            |               |
| GUNTOWN         | LEE        | ADJ    | 2/77                   | GUNTOWN                               |               |
| HATTIESBURG     | FORREST    | ADJ    | 8/76                   | HATTIESBURG                           |               |
| HAZLEHURST      | COPIAH     | ADJ    | 3/71                   | HAZLEHURST                            |               |
| HERNANDO        | DE SOTO    | ADJ    | 5/75                   | HERNANDO WD                           |               |
| HOLLANDALE      | WASHINGTON | NATL   |                        | HOLLANDALE MUN WA                     |               |
| HOLLY SPRINGS   | MARSHALL   | ADJ    | /69                    | HOLLY SPRINGS                         |               |
| HORN LAKE       | DESOTO     | ADJ    | 11/81                  | HORN LAKE WA                          |               |

COMMUNITIES SERVED FLUORIDATED DRINKING WATER,  
BY COUNTY AND WATER SYSTEM WITHIN STATE (AS OF 12/31/85)

# MISSISSIPPI

| COMMUNITY              | COUNTY      | STATUS | FLUOR<br>START<br>DATE | SYSTEM SUPPLYING<br>FLUORIDATED WATER | SOURCE SYSTEM |
|------------------------|-------------|--------|------------------------|---------------------------------------|---------------|
| HOUSTON                | CHICKASAW   | ADJ    | 6/75                   | HOUSTON WD                            |               |
| INDIANOLA              | SUNFLOWER   | ADJ    | 4/76                   | INDIANOLA                             |               |
| INVERNESS              | SUNFLOWER   | ADJ    | /75                    | INVERNESS                             |               |
| IUKA                   | TTISHOMINGO | ADJ    | 9/67                   | IUKA WD                               |               |
| JACKSON                | HINDS       | ADJ    | /69                    | JACKSON                               |               |
| KOSCIUSKO              | ATTALA      | ADJ    | 2/55                   | KOSCIUSKO                             |               |
| LAMBERT                | QUITMAN     | ADJ    | 10/84                  | LAMBERT                               |               |
| LAUREL                 | JONES       | ADJ    | 9/65                   | LAUREL                                |               |
| LEAKESVILLE            | GREENE      | ADJ    | /75                    | LEAKESVILLE                           |               |
| LEXINGTON              | HOLMES      | ADJ    | /61                    | LEXINGTON                             |               |
| LOUISVILLE             | WINSTON     | ADJ    | 3/59                   | LOUISVILLE                            |               |
| LUCEDALE               | GEORGE      | ADJ    | 9/82                   | LUCEDALE                              |               |
| MACON                  | NOXUBEE     | ADJ    | 6/84                   | MACON                                 |               |
| MADISON                | MADISON     | ADJ    | 6/76                   | MADISON                               |               |
| MAGEE                  | SIMPSON     | ADJ    | 8/71                   | MAGEE                                 |               |
| MAGNOLIA               | PIKE        | ADJ    | 10/82                  | MAGNOLIA                              |               |
| MANTACHIE              | ITAWAMBA    | ADJ    | 6/76                   | MANTACHIE WA                          |               |
| MARKS                  | QUITMAN     | ADJ    | 3/56                   | MARKS                                 |               |
| MENDENHALL             | SIMPSON     | ADJ    | 12/65                  | MENDENHALL                            |               |
| MERIDIAN               | LAUDERDALE  | ADJ    | 2/53                   | MERIDIAN                              |               |
| MERIDIAN NAVAL AIR STA | LAUDERDALE  | ADJ    | /73                    | MERIDIAN NAVAL AIR STATION            |               |
| MONTICELLO             | LAWRENCE    | NATL   |                        | MONTICELLO                            |               |
| MOSS POINT             | JACKSON     | NATL   |                        | MOSS POINT                            |               |
| MOSS POINT (PART)      | JACKSON     | NATL   |                        | TIP MOBILE HOME PARK                  |               |

COMMUNITIES SERVED FLUORIDATED DRINKING WATER,  
BY COUNTY AND WATER SYSTEM WITHIN STATE (AS OF 12/31/85)

# MISSISSIPPI

| COMMUNITY         | COUNTY          | STATUS | FLUOR<br>START<br>DATE | SYSTEM SUPPLYING<br>FLUORIDATED WATER | SOURCE SYSTEM |
|-------------------|-----------------|--------|------------------------|---------------------------------------|---------------|
| NATCHEZ           | ADAMS           | ADJ    | 11/70                  | NATCHEZ                               |               |
| NEW ALBANY        | UNION           | ADJ    | 6/58                   | NEW ALBANY                            |               |
| NEW HEBRON        | LAWRENCE        | ADJ    | 3/82                   | NEW HEBRON                            |               |
| NEWTON            | NEWTON          | ADJ    | 3/54                   | NEWTON                                |               |
| NORTH HINDS       | HINDS           | ADJ    | 6/84                   | NORTH HINDS                           |               |
| OKOLONA           | CHICKASAW       | ADJ    | 4/75                   | OKOLONA                               |               |
| OLIVE BRANCH      | DESOTO          | ADJ    | 3/84                   | OLIVE BRANCH                          |               |
| OXFORD            | LAFAYETTE       | ADJ    | /69                    | OXFORD                                |               |
| PASCAGOULA        | JACKSON         | NATL   |                        | PASCAGOULA                            |               |
| PASCAGOULA (PART) | JACKSON         | NATL   |                        | SEVENTH STREET SUBD                   |               |
| PEARL             | RANKIN          | ADJ    | 7/81                   | PEARL                                 |               |
| PHILADELPHIA      | NESHOPA         | ADJ    | 8/62                   | PHILADELPHIA                          |               |
| PICKENS           | HOLMES          | ADJ    | 5/75                   | PICKENS NORTH SYSTEM                  |               |
| POPE              | PANOLA          | ADJ    | 6/74                   | POPE-COURTLAND                        |               |
| POPLARVILLE       | PEARL RIVER     | ADJ    | 4/83                   | POPLARVILLE                           |               |
| PRENTISS          | JEFFERSON DAVIS | ADJ    | /66                    | PRENTISS                              |               |
| RIDGELAND         | MADISON         | ADJ    | 4/83                   | RIDGELAND                             |               |
| RIPLEY            | TIPPAH          | ADJ    | 10/76                  | RIPLEY                                |               |
| ROLLING FORK      | SHARKEY         | ADJ    | 3/74                   | ROLLING FORK                          |               |
| ROSEDALE          | BOLIVAR         | ADJ    | 9/77                   | ROSEDALE                              |               |
| RULEVILLE         | SUNFLOWER       | ADJ    | 6/76                   | RULEVILLE                             |               |
| SALTILLO          | LEE             | ADJ    | 2/77                   | SALTILLO                              |               |
| SARDIS            | PANOLA          | ADJ    | 10/68                  | SARDIS                                |               |
| SENATOBIA         | TATE            | ADJ    | 6/78                   | SENATOBIA                             |               |

COMMUNITIES SERVED FLUORIDATED DRINKING WATER,  
BY COUNTY AND WATER SYSTEM WITHIN STATE (AS OF 12/31/85)

# MISSISSIPPI

| COMMUNITY    | COUNTY           | STATUS | FLUOR<br>START<br>DATE | SYSTEM SUPPLYING<br>FLUORIDATED WATER | SOURCE SYSTEM |
|--------------|------------------|--------|------------------------|---------------------------------------|---------------|
| SHANNON      | LEE              | ADJ    | 1/77                   | SHANNON                               |               |
| SHIVERS      | SIMPSON          | ADJ    | 7/82                   | SHIVERS                               |               |
| SOUTHAVEN    | DESOTO           | ADJ    | 9/83                   | SOUTHAVEN                             |               |
| STARKVILLE   | OKTIBBEHA        | ADJ    | 5/73                   | STARKVILLE                            |               |
| STURGIS WD   | OKTIBBEHA        | NATL   |                        | STURGIS WD                            |               |
| TAYLORSVILLE | SMITH            | ADJ    | 7/73                   | TAYLORSVILLE                          |               |
| TERRY        | HINDS            | NATL   |                        | TERRY                                 |               |
| TISHOMINGO   | TISHOMINGO       | ADJ    | 5/76                   | TISHOMINGO                            |               |
| TOCCOPOLA    | PONTIAC          | NATL   |                        | TOCCOPOLA WA 2                        |               |
| TREMONT      | ITAWAMBA         | ADJ    | 7/76                   | TREMONT WA                            |               |
| TUNICA       | TUNICA           | ADJ    | 6/76                   | TUNICA                                |               |
| TUPELO       | LEE              | ADJ    | 9/63                   | TUPELO                                |               |
| TYLERTOWN    | WALTHALL         | ADJ    | 5/78                   | TYLERTOWN                             |               |
| UNION        | NEWTON / NESHOPA | ADJ    | 7/63                   | UNION WD                              |               |
| VERONA       | LEE              | ADJ    | 10/77                  | VERONA                                |               |
| VICKSBURG    | WARREN           | ADJ    | 8/81                   | VICKSBURG                             |               |
| WALNUT       | TIPPAH           | ADJ    | 8/81                   | WALNUT                                |               |
| WATER VALLEY | YALOBUSHA        | ADJ    | 1/77                   | WATER VALLEY                          |               |
| WAYNESBORO   | WAYNE            | ADJ    | 10/82                  | WAYNESBORO                            |               |
| WESSON       | COPIAH           | ADJ    | 5/83                   | WESSON                                |               |
| WEST POINT   | CLAY             | ADJ    | 7/82                   | WEST POINT                            |               |
| WINONA       | MONTGOMERY       | ADJ    | 5/83                   | WINONA                                |               |

COMMUNITIES SERVED FLUORIDATED DRINKING WATER,  
BY COUNTY AND WATER SYSTEM WITHIN STATE (AS OF 12/31/85)

# MISSOURI

| COMMUNITY               | COUNTY      | STATUS | FLUOR<br>START<br>DATE | SYSTEM SUPPLYING<br>FLUORIDATED WATER | SOURCE SYSTEM   |
|-------------------------|-------------|--------|------------------------|---------------------------------------|-----------------|
| ALBANY                  | GENERY      | ADJ    | 9/64                   | ALBANY                                |                 |
| ANDERSON                | MCDONALD    | NATL   |                        | ANDERSON                              |                 |
| APPLETON CITY           | ST. CLAIR   | ADJ    | 9/63                   | APPLETON CITY                         |                 |
| ARNOLD                  | ST. LOUIS   | CONS   |                        | JEFFERSON CO PWS 1                    | ST LOUIS COUNTY |
| AUXVASSE                | CALLAWAY    | NATL   |                        | AUXVASSE                              |                 |
| BALLWIN                 | ST. LOUIS   | ADJ    | 1/63                   | ST LOUIS COUNTY                       |                 |
| BEL-NOR                 | ST. LOUIS   | ADJ    | 1/63                   | ST LOUIS COUNTY                       |                 |
| BEL-RIDGE               | ST. LOUIS   | ADJ    | 1/63                   | ST LOUIS COUNTY                       |                 |
| BELLA VILLA             | ST. LOUIS   | ADJ    | 1/63                   | ST LOUIS COUNTY                       |                 |
| BELLEAU LAKE ESTATES    | ST. CHARLES | NATL   |                        | MISSOU. CITIES WC-BELLEAU LAKE        |                 |
| BELLEFONTAINE NEIGHBORS | ST. LOUIS   | ADJ    | 1/63                   | ST LOUIS COUNTY                       |                 |
| BELLERIVE VILLAGE       | ST. LOUIS   | ADJ    | 1/63                   | ST LOUIS COUNTY                       |                 |
| BELLFLOWER              | MONTGOMERY  | NATL   |                        | BELLFLOWER                            |                 |
| BERKELEY                | ST. LOUIS   | ADJ    | 1/63                   | ST LOUIS COUNTY                       |                 |
| BERNIE                  | STODDARD    | ADJ    | 5/80                   | BERNIE                                |                 |
| BEVERLY HILLS           | ST. LOUIS   | ADJ    | 1/63                   | ST LOUIS COUNTY                       |                 |
| BEVIER                  | MACON       | CONS   |                        | BEVIER                                | MACON           |
| BLACK JACK              | ST. LOUIS   | ADJ    | 1/63                   | ST LOUIS COUNTY                       |                 |
| BLAIRSTOWN              | HENRY       | NATL   |                        | BLAIRSTOWN                            |                 |
| BLYTHEDALE              | HARRISON    | ADJ    | 3/80                   | HARRISON CO PWS 1                     |                 |
| BON GOR LAKE ESTATES    | BOONE       | NATL   |                        | BON GOR LAKE ESTATES                  |                 |
| BOONVILLE               | COOPER      | ADJ    | 11/58                  | BOONVILLE                             |                 |
| BOWLING GREEN           | PIKE        | ADJ    | 12/58                  | BOWLING GREEN                         |                 |
| BRECKENRIDGE HILLS      | ST. LOUIS   | ADJ    | 1/63                   | ST LOUIS COUNTY                       |                 |



COMMUNITIES SERVED FLUORIDATED DRINKING WATER,  
BY COUNTY AND WATER SYSTEM WITHIN STATE (AS OF 12/31/85)

# MISSOURI

| COMMUNITY         | COUNTY         | STATUS | FLUOR<br>START<br>DATE | SYSTEM SUPPLYING<br>FLUORIDATED WATER | SOURCE SYSTEM      |
|-------------------|----------------|--------|------------------------|---------------------------------------|--------------------|
| BRENIWOOD         | ST. LOUIS      | ADJ    | 1/63                   | ST LOUIS COUNTY                       |                    |
| BRIDGETON         | ST. LOUIS      | ADJ    | 1/63                   | ST LOUIS COUNTY                       |                    |
| BRIDGETON TERRACE | ST. LOUIS      | ADJ    | 1/63                   | ST LOUIS COUNTY                       |                    |
| BRONAUGH          | VERNON         | NATL   |                        | BRONAUGH                              |                    |
| BROOKFIELD        | LINN           | ADJ    | 10/60                  | BROOKFIELD                            |                    |
| BUCKLIN           | LINN           | ADJ    | 12/79                  | BUCKLIN                               |                    |
| CABOOL            | TEXAS          | ADJ    | 3/62                   | CABOOL                                |                    |
| CAIRO             | MACON          | ADJ    | 11/59                  | MACON                                 |                    |
| CALIFORNIA        | MONITEAU       | ADJ    | 6/80                   | CALIFORNIA                            |                    |
| CALVERTON PARK    | ST. LOUIS      | ADJ    | 1/63                   | ST LOUIS COUNTY                       |                    |
| CAMDEN POINT      | PLATTE         | ADJ    | 1/80                   | PLATTE CO PWS D C-1                   |                    |
| CAMERON           | CLINTON        | ADJ    | 7/64                   | CAMERON                               |                    |
| CAPE GIRARDEAU    | CAPE GIRARDEAU | ADJ    | 4/55                   | CAPE GIRARDEAU                        |                    |
| CARTHAGE          | JASPER         | ADJ    | 5/55                   | CARTHAGE                              |                    |
| CARUTHERSVILLE    | PEMISCOT       | ADJ    | 3/57                   | CARUTHERSVILLE                        |                    |
| CEDAR CITY        | CALLAWAY       | NATL   |                        | CEDAR CITY                            |                    |
| CEDAR HILL        | JEFFERSON      | ADJ    | /78                    | JEFFERSON CO PWS D 8                  |                    |
| CENTERVIEW        | JOHNSON        | CONS   |                        | CENTERVIEW                            | JOHNSON CO PWS D 1 |
| CENTRALIA         | BOONE          | NATL   |                        | CENTRALIA                             |                    |
| CHAFFEE           | SCOTT          | ADJ    | 7/64                   | CHAFFEE                               |                    |
| CHAMP             | ST. LOUIS      | ADJ    | 1/63                   | ST LOUIS COUNTY                       |                    |
| CHARLACK          | ST. LOUIS      | ADJ    | 1/63                   | ST LOUIS COUNTY                       |                    |
| CHARLESTON        | MISSISSIPPI    | ADJ    | 3/70                   | CHARLESTON                            |                    |
| CHILHOWEE         | JOHNSON        | NATL   |                        | CHILHOWEE                             |                    |

COMMUNITIES SERVED FLUORIDATED DRINKING WATER,  
BY COUNTY AND WATER SYSTEM WITHIN STATE (AS OF 12/31/85)

# MISSOURI

| COMMUNITY          | COUNTY       | STATUS | FLUOR<br>START<br>DATE | SYSTEM SUPPLYING<br>FLUORIDATED WATER | SOURCE SYSTEM   |
|--------------------|--------------|--------|------------------------|---------------------------------------|-----------------|
| CHILLICOTHE        | LIVINGSTON   | ADJ    | 9/59                   | CHILLICOTHE                           |                 |
| CLARK              | RANDOLPH     | NATL   |                        | CLARK                                 |                 |
| CLARKSON VALLEY    | ST. LOUIS    | ADJ    | 1/63                   | ST LOUIS COUNTY                       |                 |
| CLARKSVILLE        | PIKE         | NATL   |                        | CLARKSVILLE                           |                 |
| CLAYTON            | ST. LOUIS    | ADJ    | 1/63                   | ST LOUIS COUNTY                       |                 |
| CLINTON            | HENRY        | ADJ    | 11/63                  | CLINTON                               |                 |
| COLUMBIA           | BOONE        | ADJ    | /73                    | COLUMBIA                              |                 |
| CONCORDIA          | LAFAYETTE    | ADJ    | /78                    | CONCORDIA                             |                 |
| COOL VALLEY        | ST. LOUIS    | ADJ    | 1/63                   | ST LOUIS COUNTY                       |                 |
| COUNTRY CLUB HILLS | ST. LOUIS    | ADJ    | 1/63                   | ST LOUIS COUNTY                       |                 |
| COUNTRY LIFE ACRES | ST. LOUIS    | ADJ    | 1/63                   | ST LOUIS COUNTY                       |                 |
| CREIGHTON          | CASS         | NATL   |                        | CREIGHTON                             |                 |
| CRESTWOOD          | ST. LOUIS    | ADJ    | 1/63                   | ST LOUIS COUNTY                       |                 |
| CREVE COEUR        | ST. LOUIS    | ADJ    | 1/63                   | ST LOUIS COUNTY                       |                 |
| CRYSTAL CITY       | JEFFERSON    | ADJ    | 6/59                   | CRYSTAL CITY                          |                 |
| CRYSTAL LAKE PARK  | ST. LOUIS    | ADJ    | 1/63                   | ST LOUIS COUNTY                       |                 |
| CURRYVILLE         | PIKE         | CONS   |                        | CURRYVILLE                            | PIKE CO PWSID 1 |
| DEEPWATER          | HENRY        | NATL   |                        | DEEPWATER                             |                 |
| DELLWOOD           | ST. LOUIS    | ADJ    | 1/63                   | ST LOUIS COUNTY                       |                 |
| DES PERES          | ST. LOUIS    | ADJ    | 1/63                   | ST LOUIS COUNTY                       |                 |
| DESLOGE            | ST. FRANCOIS | ADJ    | /72                    | FLAT RIVER                            |                 |
| DEXTER             | STODDARD     | ADJ    | 6/64                   | DEXTER                                |                 |
| EAGLEVILLE         | HARRISON     | ADJ    | 3/80                   | HARRISON CO PWSID 1                   |                 |
| EAST LYNNE         | CASS         | NATL   |                        | EAST LYNNE                            |                 |

COMMUNITIES SERVED FLUORIDATED DRINKING WATER,  
BY COUNTY AND WATER SYSTEM WITHIN STATE (AS OF 12/31/85)

# MISSOURI

| COMMUNITY      | COUNTY       | STATUS | FLUOR<br>START<br>DATE | SYSTEM SUPPLYING<br>FLUORIDATED WATER | SOURCE SYSTEM    |
|----------------|--------------|--------|------------------------|---------------------------------------|------------------|
| EAST PRAIRIE   | MISSISSIPPI  | ADJ    | 8/80                   | EAST PRAIRIE                          |                  |
| EDGERTON       | CLINTON      | CONS   |                        | EDGERTON                              | CLINTON CO PWS 2 |
| EDMUNDSON      | ST. LOUIS    | ADJ    | 1/63                   | ST LOUIS COUNTY                       |                  |
| ELDON          | MILLER       | ADJ    | /77                    | ELDON                                 |                  |
| ELLISVILLE     | ST. LOUIS    | ADJ    | 1/63                   | ST LOUIS COUNTY                       |                  |
| ELVINS         | ST. FRANCOIS | ADJ    | /72                    | FLAT RIVER                            |                  |
| EMMA           | LAFAYETTE    | CONS   |                        | EMMA                                  | CONCORDIA        |
| ESSEX          | STODDARD     | NATL   |                        | ESSEX                                 |                  |
| ESTHER         | ST. FRANCOIS | ADJ    | /72                    | FLAT RIVER                            |                  |
| EUREKA         | ST. LOUIS    | ADJ    | /78                    | EUREKA                                |                  |
| FARBER         | AUDRAIN      | NATL   |                        | FARBER                                |                  |
| FAYETTE        | HOWARD       | ADJ    | /78                    | FAYETTE                               |                  |
| FENTON         | ST. LOUIS    | ADJ    | 1/63                   | ST LOUIS COUNTY                       |                  |
| FERGUSON       | ST. LOUIS    | ADJ    | 1/63                   | ST LOUIS COUNTY                       |                  |
| FESTUS         | JEFFERSON    | ADJ    | 9/56                   | FESTUS                                |                  |
| FLAT RIVER     | ST. FRANCOIS | ADJ    | /72                    | FLAT RIVER                            |                  |
| FLORDELL HILLS | ST. LOUIS    | ADJ    | 1/63                   | ST LOUIS COUNTY                       |                  |
| FLORISSANT     | ST. LOUIS    | CONS   |                        | FLORISSANT                            | ST LOUIS COUNTY  |
| FOLEY          | LINCOLN      | NATL   |                        | LINCOLN CO PWS 1                      |                  |
| FOREST CITY    | HOLT         | ADJ    | 4/80                   | OREGON                                |                  |
| FREDERICKTOWN  | MADISON      | ADJ    | 12/57                  | FREDERICKTOWN                         |                  |
| FRONTENAC      | ST. LOUIS    | ADJ    | 1/63                   | ST LOUIS COUNTY                       |                  |
| FULTON         | CALLAWAY     | NATL   |                        | FULTON                                |                  |
| GALLATIN       | DAVISS       | ADJ    | 7/80                   | GALLATIN                              |                  |

COMMUNITIES SERVED FLUORIDATED DRINKING WATER,  
BY COUNTY AND WATER SYSTEM WITHIN STATE (AS OF 12/31/85)

MISSOURI

| COMMUNITY      | COUNTY     | STATUS | FLUOR<br>START<br>DATE | SYSTEM SUPPLYING<br>FLUORIDATED WATER | SOURCE SYSTEM            |
|----------------|------------|--------|------------------------|---------------------------------------|--------------------------|
| GALT           | ST. LOUIS  | ADJ    | 10/66                  | TRENTON                               |                          |
| GILLIAM        | SALINE     | CONS   |                        | GILLIAM                               | SLATER                   |
| GLASGOW        | HOWARD     | ADJ    | 3/61                   | GLASGOW                               |                          |
| GLEN ECHO PARK | ST. LOUIS  | ADJ    | 1/63                   | ST LOUIS COUNTY                       |                          |
| GLENDALE       | ST. LOUIS  | ADJ    | 1/63                   | ST LOUIS COUNTY                       |                          |
| GLENWOOD       | SCHUYLER   | CONS   |                        | GLENWOOD                              | LANCASTER                |
| GRANT CITY     | WORTH      | ADJ    | /77                    | GRANT CITY                            |                          |
| GRANTWOOD      | ST. LOUIS  | ADJ    | 1/63                   | ST LOUIS COUNTY                       |                          |
| GREENDALE      | ST. LOUIS  | ADJ    | 1/63                   | ST LOUIS COUNTY                       |                          |
| HALE           | CARROLL    | CONS   |                        | HALE                                  | LIVINGSTON CO PWS 3 EAST |
| HALLSVILLE     | BOONE      | NATL   |                        | HALLSVILLE                            |                          |
| HANLEY HILLS   | ST. LOUIS  | ADJ    | 1/63                   | ST LOUIS COUNTY                       |                          |
| HANNIBAL       | MARION     | ADJ    | 12/55                  | HANNIBAL                              |                          |
| HARRISBURG     | BOONE      | CONS   |                        | HARRISBURG                            | BOONE CO CONS PWS 1 (8)  |
| HARRISONVILLE  | CASS       | ADJ    | 5/78                   | HARRISONVILLE                         |                          |
| HAWK POINT     | LINCOLN    | NATL   |                        | HAWK POINT                            |                          |
| HAYTI          | PEMISCOT   | ADJ    | 4/63                   | HAYTI                                 |                          |
| HAYTI HEIGHTS  | PEMISCOT   | CONS   |                        | HAYTI HEIGHTS                         | HAYTI                    |
| HAZELWOOD      | ST. LOUIS  | ADJ    | 1/63                   | ST LOUIS COUNTY                       |                          |
| HIGH HILL      | MONTCOMERY | NATL   |                        | HIGH HILL                             |                          |
| HILLSDALE      | ST. LOUIS  | ADJ    | 1/63                   | ST LOUIS COUNTY                       |                          |
| HOLTS SUMMIT   | CALLAWAY   | NATL   |                        | CALLAWAY CO PWS 1                     |                          |
| HOUSTONIA      | PETTIS     | NATL   |                        | HOUSTONIA                             |                          |
| HUGHESVILLE    | PETTIS     | NATL   |                        | HUGHESVILLE                           |                          |

COMMUNITIES SERVED FLUORIDATED DRINKING WATER,  
BY COUNTY AND WATER SYSTEM WITHIN STATE (AS OF 12/31/85)

MISSOURI

| COMMUNITY        | COUNTY         | STATUS | FLUOR<br>START<br>DATE | SYSTEM SUPPLYING<br>FLUORIDATED WATER | SOURCE SYSTEM |
|------------------|----------------|--------|------------------------|---------------------------------------|---------------|
| HUNTLEIGH        | ST. LOUIS      | ADJ    | 1/63                   | ST LOUIS COUNTY                       |               |
| HUNTSVILLE       | RANDOLPH       | CONS   |                        | HUNTSVILLE                            | MOBERLY       |
| IRONTON          | IRON           | ADJ    | 9/69                   | IRONTON                               |               |
| JACKSON          | CAPE GIRARDEAU | ADJ    | 7/56                   | JACKSON                               |               |
| JACKSONVILLE     | MACON          | ADJ    | 11/59                  | MACON                                 |               |
| JEFFERSON CITY   | COLE           | ADJ    | 12/63                  | JEFFERSON CITY                        |               |
| JENNINGS         | ST. LOUIS      | ADJ    | 1/63                   | ST LOUIS COUNTY                       |               |
| JONESBURG        | MONTCOMERY     | NATL   |                        | JONESBURG                             |               |
| JUNCTION CITY    | MADISON        | ADJ    | 12/57                  | FREDERICKTOWN                         |               |
| KAHOKA           | CLARK          | ADJ    | 12/79                  | KAHOKA                                |               |
| KEARNEY          | CLAY           | ADJ    | /78                    | KEARNEY                               |               |
| KENNETT          | DUNKLIN        | ADJ    | 6/55                   | KENNETT                               |               |
| KINGSVILLE       | JOHNSON        | NATL   |                        | KINGSVILLE                            |               |
| KINLOCH          | ST. LOUIS      | ADJ    | 1/63                   | ST LOUIS COUNTY                       |               |
| KIRKSVILLE       | ADAIR          | ADJ    | 1/74                   | KIRKSVILLE                            |               |
| KIRKWOOD (PART)  | ST. LOUIS      | ADJ    | 7/57                   | KIRKWOOD (PART)                       |               |
| KIRKWOOD (PART)  | ST. LOUIS      | ADJ    | 1/63                   | ST LOUIS COUNTY                       |               |
| LA MONTE         | PETTIS         | NATL   |                        | LA MONTE                              |               |
| LACLEDE          | LINN           | CONS   |                        | LACLEDE                               | BROOKFIELD    |
| LADDONIA         | AUDRAIN        | NATL   |                        | LADDONIA                              |               |
| LADUE            | ST. LOUIS      | ADJ    | 1/63                   | ST LOUIS COUNTY                       |               |
| LAKE THUNDERHEAD | PUTNAM         | CONS   |                        | LAKE THUNDERHEAD                      | UNIONVILLE    |
| LAKESHIRE        | ST. LOUIS      | ADJ    | 1/63                   | ST LOUIS COUNTY                       |               |
| LAMAR            | BARTON         | ADJ    | 7/61                   | LAMAR                                 |               |

COMMUNITIES SERVED FLUORIDATED DRINKING WATER,  
BY COUNTY AND WATER SYSTEM WITHIN STATE (AS OF 12/31/85)

# MISSOURI

| COMMUNITY   | COUNTY         | STATUS | FLUOR<br>START<br>DATE | SYSTEM SUPPLYING<br>FLUORIDATED WATER | SOURCE SYSTEM |
|-------------|----------------|--------|------------------------|---------------------------------------|---------------|
| LANCASTER   | SCHUYLER       | ADJ    | 8/80                   | LANCASTER                             |               |
| LEADWOOD    | ST. FRANCOIS   | ADJ    | /72                    | FLAT RIVER                            |               |
| LEETON      | JOHNSON        | NATL   |                        | LEETON                                |               |
| LIBERTY     | CLAY           | ADJ    | /55                    | LIBERTY                               |               |
| LONGTOWN    | CAPE GIRARDEAU | NATL   |                        | CAPE-PERRY PWS 1 N                    |               |
| LOUISIANA   | PIKE           | ADJ    | 12/62                  | LOUISIANA                             |               |
| MACKENZIE   | ST. LOUIS      | ADJ    | 1/63                   | ST LOUIS COUNTY                       |               |
| MACON       | MACON          | ADJ    | 3/55                   | MACON                                 |               |
| MANCHESTER  | ST. LOUIS      | ADJ    | 1/63                   | ST LOUIS COUNTY                       |               |
| MANSFIELD   | WRIGHT         | ADJ    | 8/68                   | MANSFIELD                             |               |
| MAPLEWOOD   | ST. LOUIS      | ADJ    | 1/63                   | ST LOUIS COUNTY                       |               |
| MARBLE HILL | BOLLINGER      | ADJ    | 12/79                  | MARBLE HILL                           |               |
| MARCELINE   | LINN           | ADJ    | 7/63                   | MARCELINE                             |               |
| MARLBOROUGH | ST. LOUIS      | ADJ    | 1/63                   | ST LOUIS COUNTY                       |               |
| MARTINSBURG | AUDRAIN        | NATL   |                        | MARTINSBURG                           |               |
| MARYVILLE   | NODAWAY        | ADJ    | 3/65                   | MARYVILLE                             |               |
| MATHEWS     | NEW MADRID     | ADJ    | /77                    | MATHEWS                               |               |
| MAYSVILLE   | DE KALB        | ADJ    | 6/66                   | MAYSVILLE                             |               |
| MCFALL      | GENTRY         | ADJ    | /79                    | ALBANY                                |               |
| MEMPHIS     | SCOTLAND       | ADJ    | 3/80                   | MEMPHIS                               |               |
| MEXICO      | AUDRAIN        | NATL   |                        | MEXICO                                |               |
| MIDDLETOWN  | MONTGOMERY     | NATL   |                        | MIDDLETOWN                            |               |
| MINDENMINES | BARTON         | NATL   |                        | MINDENMINES                           |               |
| MINER       | SCOTT          | ADJ    | 10/80                  | MINER                                 |               |

COMMUNITIES SERVED FLUORIDATED DRINKING WATER,  
BY COUNTY AND WATER SYSTEM WITHIN STATE (AS OF 12/31/85)

# MISSOURI

| COMMUNITY       | COUNTY         | STATUS | FLUOR<br>START<br>DATE | SYSTEM SUPPLYING<br>FLUORIDATED WATER | SOURCE SYSTEM    |
|-----------------|----------------|--------|------------------------|---------------------------------------|------------------|
| MISSOURI CITY   | CLAY           | CONS   |                        | MISSOURI CITY                         | LIBERTY          |
| MOBERLY         | RANDOLPH       | ADJ    | 12/68                  | MOBERLY                               |                  |
| MOLINE ACRES    | ST. LOUIS      | ADJ    | 1/63                   | ST LOUIS COUNTY                       |                  |
| MONROE CITY     | MONROE         | ADJ    | /78                    | MONROE CITY                           |                  |
| MONTGOMERY CITY | MONTGOMERY     | NATL   |                        | MONTGOMERY CITY                       |                  |
| MONTROSE        | HENRY          | NATL   |                        | MONTROSE                              |                  |
| MOSCOW MILLS    | LINCOLN        | NATL   |                        | MOSCOW MILLS                          |                  |
| MOUNDVILLE      | VERNON         | NATL   |                        | VERNON CO PWS 1                       |                  |
| NEVADA          | VERNON         | NATL   |                        | NEVADA                                |                  |
| NEW FLORENCE    | MONTGOMERY     | NATL   |                        | NEW FLORENCE                          |                  |
| NEW LONDON      | RALLS          | ADJ    | /71                    | NEW LONDON                            |                  |
| NEW MADRID      | NEW MADRID     | ADJ    | /77                    | NEW MADRID                            |                  |
| NEW MELLE       | ST. CHARLES    | NATL   |                        | ST CHARLES PWS 1                      |                  |
| NEW MELLE       | ST. CHARLES    | CONS   |                        | NEW MELLE                             | ST CHARLES PWS 1 |
| NIXA            | CHRISTIAN      | ADJ    | /77                    | NIXA                                  |                  |
| NOEL            | MCDONALD       | NATL   |                        | NOEL                                  |                  |
| NORMANDY        | ST. LOUIS      | ADJ    | 1/63                   | ST LOUIS COUNTY                       |                  |
| NORTHWOODS      | ST. LOUIS      | ADJ    | 1/63                   | ST LOUIS COUNTY                       |                  |
| NORWOOD COURT   | ST. LOUIS      | ADJ    | 1/63                   | ST LOUIS COUNTY                       |                  |
| O'FALLON        | ST. CHARLES    | NATL   |                        | O'FALLON                              |                  |
| OAKLAND         | ST. LOUIS      | ADJ    | 1/63                   | ST LOUIS COUNTY                       |                  |
| OLD APPLETON    | CAPE GIRARDEAU | NATL   |                        | CAPE-PERRY PWS 1 N                    |                  |
| OLIVETTE        | ST. LOUIS      | ADJ    | 1/63                   | ST LOUIS COUNTY                       |                  |
| OREGON          | HOLT           | ADJ    | 4/80                   | OREGON                                |                  |

COMMUNITIES SERVED FLUORIDATED DRINKING WATER,  
BY COUNTY AND WATER SYSTEM WITHIN STATE (AS OF 12/31/85)

# MISSOURI

| COMMUNITY        | COUNTY       | STATUS | FLUOR<br>START<br>DATE | SYSTEM SUPPLYING<br>FLUORIDATED WATER | SOURCE SYSTEM   |
|------------------|--------------|--------|------------------------|---------------------------------------|-----------------|
| OVERLAND         | ST. LOUIS    | ADJ    | 1/63                   | ST LOUIS COUNTY                       |                 |
| PAGEDALE         | ST. LOUIS    | ADJ    | 1/63                   | ST LOUIS COUNTY                       |                 |
| PALMYRA          | MARION       | ADJ    | 4/80                   | PALMYRA                               |                 |
| PASADENA HILLS   | ST. LOUIS    | ADJ    | 1/63                   | ST LOUIS COUNTY                       |                 |
| PASADENA PARK    | ST. LOUIS    | ADJ    | 1/63                   | ST LOUIS COUNTY                       |                 |
| PERRYVILLE       | PERRY        | ADJ    | 9/59                   | PERRYVILLE                            |                 |
| PILOT KNOB       | IRON         | NATL   |                        | PILOT KNOB                            |                 |
| PINE LAWN        | ST. LOUIS    | ADJ    | 1/63                   | ST LOUIS COUNTY                       |                 |
| PLATTE CITY      | PLATTE       | ADJ    | 6/58                   | PLATTE CITY                           |                 |
| PLATTSBURG       | CLINTON      | ADJ    | 10/60                  | PLATTSBURG                            |                 |
| POPLAR BLUFF     | BUTLER       | ADJ    | 12/70                  | POPLAR BLUFF                          |                 |
| PRATHERSVILLE    | BOONE        | NATL   |                        | BOONE CO PWS 1                        |                 |
| PRINCETON        | MERCER       | ADJ    | 3/80                   | PRINCETON                             |                 |
| REPUBLIC         | GREENE       | ADJ    | 8/79                   | REPUBLIC                              |                 |
| RICH HILL        | BATES        | NATL   |                        | RICH HILL                             |                 |
| RICHLAND         | PULASKI      | ADJ    | 5/54                   | RICHLAND                              |                 |
| RICHMOND HEIGHTS | ST. LOUIS    | ADJ    | 1/63                   | ST LOUIS COUNTY                       |                 |
| RIDGELEY         | PLATTE       | CONS   |                        | RIDGELEY                              | PLATTE CO PWS 7 |
| RIVERMINES       | ST. FRANCOIS | ADJ    | /72                    | FLAT RIVER                            |                 |
| RIVERVIEW        | ST. LOUIS    | ADJ    | 1/63                   | ST LOUIS COUNTY                       |                 |
| ROCHEPORT        | BOONE        | NATL   |                        | ROCHEPORT                             |                 |
| ROCK HILL        | ST. LOUIS    | ADJ    | 1/63                   | ST LOUIS COUNTY                       |                 |
| ROLLA            | PHELPS       | ADJ    | 11/68                  | ROLLA                                 |                 |
| RUSH HILL        | AUDRAIN      | NATL   |                        | RUSH HILL                             |                 |



COMMUNITIES SERVED FLUORIDATED DRINKING WATER,  
 BY COUNTY AND WATER SYSTEM WITHIN STATE (AS OF 12/31/85)

# MISSOURI

| COMMUNITY          | COUNTY         | STATUS | FLUOR<br>START<br>DATE | SYSTEM SUPPLYING<br>FLUORIDATED WATER | SOURCE SYSTEM     |
|--------------------|----------------|--------|------------------------|---------------------------------------|-------------------|
| SALISBURY          | CHARITON       | ADJ    | 8/61                   | SALISBURY                             |                   |
| SARCOXIE           | JASPER         | ADJ    | 11/58                  | SARCOXIE                              |                   |
| SAVANNAH           | ANDREW         | ADJ    | 5/63                   | SAVANNAH                              |                   |
| SCHELL CITY        | VERNON         | NATL   |                        | SCHELL CITY                           |                   |
| SCHUERMANN HEIGHTS | ST. LOUIS      | ADJ    | 1/63                   | ST LOUIS COUNTY                       |                   |
| SEDALIA            | PETTIS         | ADJ    | 10/77                  | SEDALIA                               |                   |
| SHREWSBURY         | ST. LOUIS      | ADJ    | 1/63                   | ST LOUIS COUNTY                       |                   |
| SIKESTON           | SCOTT          | ADJ    | /56                    | SIKESTON                              |                   |
| SLATER             | SALINE         | ADJ    | 9/56                   | SLATER                                |                   |
| SMITHVILLE         | PLATTE         | ADJ    | 9/78                   | SMITHVILLE                            |                   |
| ST ANN             | ST. LOUIS      | ADJ    | 1/63                   | ST LOUIS COUNTY                       |                   |
| ST GEORGE          | ST. LOUIS      | ADJ    | 1/63                   | ST LOUIS COUNTY                       |                   |
| ST JOHN            | ST. LOUIS      | ADJ    | 1/63                   | ST LOUIS COUNTY                       |                   |
| ST LOUIS           | ST. LOUIS      | ADJ    | 9/55                   | ST LOUIS                              |                   |
| STE GENEVIEVE      | STE. GENEVIEVE | ADJ    | 10/80                  | STE GENEVIEVE                         |                   |
| STEELE             | PEMISCOT       | ADJ    | 9/80                   | STEELE                                |                   |
| STOCKTON           | CEDAR          | ADJ    | 6/80                   | STOCKTON                              |                   |
| STURGEON           | BOONE          | CONS   |                        | STURGEON                              | BOONE CO PWSID 10 |
| SUNSET HILLS       | ST. LOUIS      | ADJ    | 1/63                   | ST LOUIS COUNTY                       |                   |
| SWEET SPRINGS      | SALINE         | ADJ    | 12/79                  | SWEET SPRINGS                         |                   |
| SYCAMORE HILLS     | ST. LOUIS      | ADJ    | 1/63                   | ST LOUIS COUNTY                       |                   |
| TOWN & COUNTRY     | ST. LOUIS      | ADJ    | 1/63                   | ST LOUIS COUNTY                       |                   |
| TRENTON            | ST. LOUIS      | ADJ    | 12/66                  | TRENTON                               |                   |
| TROY               | LINCOLN        | NATL   |                        | TROY                                  |                   |

COMMUNITIES SERVED FLUORIDATED DRINKING WATER,  
BY COUNTY AND WATER SYSTEM WITHIN STATE (AS OF 12/31/85)

# MISSOURI

| COMMUNITY             | COUNTY      | STATUS | FLUOR<br>START<br>DATE | SYSTEM SUPPLYING<br>FLUORIDATED WATER | SOURCE SYSTEM    |
|-----------------------|-------------|--------|------------------------|---------------------------------------|------------------|
| TRUESDALE             | WARREN      | NATL   |                        | WARRENTON                             |                  |
| TURNEY                | CLINTON     | CONS   |                        | TURNEY                                | CLINTON CO PWS 2 |
| TWIN OAKS             | ST. LOUIS   | ADJ    | 1/63                   | ST LOUIS COUNTY                       |                  |
| UNION                 | FRANKLIN    | ADJ    | /73                    | UNION                                 |                  |
| UNIONVILLE            | PUTNAM      | ADJ    | 3/64                   | UNIONVILLE                            |                  |
| UNIVERSITY CITY       | ST. LOUIS   | ADJ    | 1/63                   | ST LOUIS COUNTY                       |                  |
| UPLANDS PARK          | ST. LOUIS   | ADJ    | 1/63                   | ST LOUIS COUNTY                       |                  |
| URICH                 | HENRY       | NATL   |                        | URICH                                 |                  |
| VAN BUREN             | CARTER      | ADJ    | 9/80                   | VAN BUREN                             |                  |
| VELDA VILLAGE         | ST. LOUIS   | ADJ    | 1/63                   | ST LOUIS COUNTY                       |                  |
| VELDA VILLAGE HILLS   | ST. LOUIS   | ADJ    | 1/63                   | ST LOUIS COUNTY                       |                  |
| VINITA PARK           | ST. LOUIS   | ADJ    | 1/63                   | ST LOUIS COUNTY                       |                  |
| VINITA TERRACE        | ST. LOUIS   | ADJ    | 1/63                   | ST LOUIS COUNTY                       |                  |
| WARRENSBURG           | JOHNSON     | NATL   |                        | WARRENSBURG                           |                  |
| WARRENTON             | WARREN      | NATL   |                        | WARRENTON                             |                  |
| WARSON WOODS          | ST. LOUIS   | ADJ    | 1/63                   | ST LOUIS COUNTY                       |                  |
| WEBSTER GROVES        | ST. LOUIS   | CONS   |                        | WEBSTER GROVES                        | ST LOUIS         |
| WEBSTER GROVES (PART) | ST. LOUIS   | ADJ    | 1/63                   | ST LOUIS COUNTY                       |                  |
| WELDON SPRINGS HGTS   | ST CHARLES  | NATL   |                        | WELDON SPRINGS HEIGHTS                |                  |
| WELLSTON              | ST. LOUIS   | ADJ    | 1/63                   | ST LOUIS COUNTY                       |                  |
| WENTZVILLE            | ST. CHARLES | NATL   |                        | WENTZVILLE                            |                  |
| WESTON                | PLATTE      | ADJ    | 3/78                   | WESTON                                |                  |
| WESTWOOD              | ST. LOUIS   | ADJ    | 1/63                   | ST LOUIS COUNTY                       |                  |
| WHITEMAN AFB          | PETTIS      | NATL   |                        | WHITEMAN AFB                          |                  |

COMMUNITIES SERVED FLUORIDATED DRINKING WATER,  
 BY COUNTY AND WATER SYSTEM WITHIN STATE (AS OF 12/31/85)

**MISSOURI**

| COMMUNITY       | COUNTY    | STATUS | FLUOR<br>START<br>DATE | SYSTEM SUPPLYING<br>FLUORIDATED WATER | SOURCE SYSTEM |
|-----------------|-----------|--------|------------------------|---------------------------------------|---------------|
| WILBUR PARK     | ST. LOUIS | ADJ    | 1/63                   | ST LOUIS COUNTY                       |               |
| WINCHESTER      | ST. LOUIS | ADJ    | 1/63                   | ST LOUIS COUNTY                       |               |
| WOODSON TERRACE | ST. LOUIS | ADJ    | 1/63                   | ST LOUIS COUNTY                       |               |
| WOOLRIDGE       | COOPER    | NATL   |                        | COOPER CO PWSD 1                      |               |
| WRIGHT CITY     | WARREN    | NATL   |                        | WRIGHT CITY                           |               |
| WYACONDA        | CLARK     | ADJ    | 8/80                   | WYACONDA                              |               |

COMMUNITIES SERVED FLUORIDATED DRINKING WATER,  
BY COUNTY AND WATER SYSTEM WITHIN STATE (AS OF 12/31/85)

# MONTANA

| COMMUNITY       | COUNTY      | STATUS | FLUOR<br>START<br>DATE | SYSTEM SUPPLYING<br>FLUORIDATED WATER | SOURCE SYSTEM |
|-----------------|-------------|--------|------------------------|---------------------------------------|---------------|
| BOZEMAN         | GALLATIN    | ADJ    | 7/53                   | BOZEMAN                               |               |
| BROADVIEW       | YELLOWSTONE | NATL   |                        | BROADVIEW                             |               |
| BROCKTON        | ROOSEVELT   | NATL   |                        | BROCKTON                              |               |
| CASCADE         | CASCADE     | NATL   |                        | CASCADE                               |               |
| CHESTER         | LIBERTY     | ADJ    | 11/69                  | CHESTER                               |               |
| CIRCLE          | MCCONE      | NATL   |                        | CIRCLE                                |               |
| CLYDE PARK      | PARK        | NATL   |                        | CLYDE PARK                            |               |
| COFFEE CREEK    | FERGUS      | NATL   |                        | COFFEE CREEK                          |               |
| CONRAD          | PONDERA     | ADJ    | /62                    | CONRAD                                |               |
| COSTRIP         | ROSEBUD     | ADJ    |                        | COLSTRIP                              |               |
| DENTON          | FERGUS      | NATL   |                        | DENTON                                |               |
| ENNIS           | MADISON     | NATL   |                        | ENNIS                                 |               |
| FAIRFIELD       | TETON       | NATL   |                        | FAIRFIELD                             |               |
| FAIRVIEW        | RICHLAND    | NATL   |                        | FAIRVIEW                              |               |
| FROMBERG        | CARBON      | NATL   |                        | FROMBERG                              |               |
| GERALDINE       | CHOUTEAU    | NATL   |                        | GERALDINE                             |               |
| GLENDIVE (PART) | DAWSON      | NATL   |                        | GLENDIVE (PART)                       |               |
| GRASS RANGE     | FERGUS      | NATL   |                        | GRASS RANGE                           |               |
| GREAT FALLS     | CASCADE     | NATL   |                        | GREAT FALLS                           |               |
| HARDIN          | BIG HORN    | ADJ    | 11/73                  | HARDIN                                |               |
| HARLOWTON       | WHEATLAND   | NATL   |                        | HARLOWTON                             |               |
| JORDON          | GARFIELD    | NATL   |                        | JORDON                                |               |
| JUDITH GAP      | WHEATLAND   | NATL   |                        | JUDITH GAP                            |               |
| LAUREL          | YELLOWSTONE | ADJ    | 11/58                  | LAUREL                                |               |

COMMUNITIES SERVED FLUORIDATED DRINKING WATER,  
 BY COUNTY AND WATER SYSTEM WITHIN STATE (AS OF 12/31/85)

# MONTANA

| COMMUNITY     | COUNTY    | STATUS | FLUOR<br>START<br>DATE | SYSTEM SUPPLYING<br>FLUORIDATED WATER | SOURCE SYSTEM |
|---------------|-----------|--------|------------------------|---------------------------------------|---------------|
| MALMSTROM AFB | CASCADE   | NATL   |                        | MALMSTROM AFB                         |               |
| MILES CITY    | CUSTER    | ADJ    | 7/55                   | MILES CITY                            |               |
| NASHUA        | VALLEY    | NATL   |                        | NASHUA                                |               |
| OPHEIM        | VALLEY    | NATL   |                        | OPHEIM                                |               |
| PLEVNA        | FALLON    | NATL   |                        | PLEVNA                                |               |
| POPLAR        | ROOSEVELT | ADJ    | 6/70                   | POPLAR                                |               |
| RICHEY        | DAWSON    | NATL   |                        | RICHEY                                |               |
| SCOBIE        | DANIELS   | ADJ    | /71                    | SCOBIE                                |               |
| SUNBRUST      | MINERAL   | NATL   |                        | SUNBRUST                              |               |
| THREE FORKS   | GALLATIN  | NATL   |                        | THREE FORKS                           |               |
| WHITEHALL     | JEFFERSON | NATL   |                        | WHITEHALL                             |               |
| WIBAUX        | WIBAUX    | NATL   |                        | WIBAUX                                |               |
| WINNETT       | PETROLEUM | NATL   |                        | WINNETT                               |               |

COMMUNITIES SERVED FLUORIDATED DRINKING WATER,  
BY COUNTY AND WATER SYSTEM WITHIN STATE (AS OF 12/31/85)

# NEBRASKA

| COMMUNITY       | COUNTY     | STATUS | FLUOR<br>START<br>DATE | SYSTEM SUPPLYING<br>FLUORIDATED WATER | SOURCE SYSTEM |
|-----------------|------------|--------|------------------------|---------------------------------------|---------------|
| ALBION          | BOONE      | ADJ    | 12/75                  | ALBION                                |               |
| ALLEN           | DIXON      | ADJ    | 10/74                  | ALLEN                                 |               |
| ALLIANCE        | BOX BUTTE  | NATL   |                        | ALLIANCE                              |               |
| AUBURN          | NEMAHA     | ADJ    | 2/74                   | AUBURN                                |               |
| BASSETT         | ROCK       | ADJ    | 2/76                   | BASSETT                               |               |
| BELDEN          | CEDAR      | ADJ    | 2/75                   | BELDEN                                |               |
| BELLEVUE (PART) | SARPY      | ADJ    | 12/66                  | BELLEVUE                              |               |
| BELLEVUE (PART) | SARPY      | ADJ    | 10/68                  | OMAHA MUD                             |               |
| BENKELMAN       | DUNDY      | NATL   |                        | BENKELMAN                             |               |
| BLAIR           | WASHINGTON | ADJ    | 2/75                   | BLAIR                                 |               |
| BLOOMFIELD      | KNOX       | ADJ    | 4/75                   | BLOOMFIELD                            |               |
| BLUE HILL       | WEBSTER    | ADJ    | 3/71                   | BLUE HILL                             |               |
| CLARKS          | MERRICK    | NATL   |                        | CLARKS                                |               |
| COLERIDGE       | CEDAR      | ADJ    | 4/79                   | COLERIDGE                             |               |
| COLUMBUS        | PLATTE     | ADJ    | 10/61                  | COLUMBUS                              |               |
| COOK            | JOHNSON    | ADJ    | 7/76                   | COOK                                  |               |
| CREIGHTON       | KNOX       | ADJ    | 6/75                   | CREIGHTON                             |               |
| CROFTON         | KNOX       | ADJ    | 2/76                   | CROFTON                               |               |
| CULBERTSON      | HITCHCOCK  | NATL   |                        | CULBERTSON                            |               |
| ELGIN           | ANTELOPE   | ADJ    | 5/76                   | ELGIN                                 |               |
| EMERSON         | DAKOTA     | ADJ    | 7/75                   | EMERSON                               |               |
| FAIRBURY        | JEFFERSON  | ADJ    | 11/52                  | FAIRBURY                              |               |
| FT CALHOUN      | WASHINGTON | ADJ    | 10/68                  | OMAHA MUD                             |               |
| FULLERTON       | NANCE      | ADJ    | 12/75                  | FULLERTON                             |               |

COMMUNITIES SERVED FLUORIDATED DRINKING WATER,  
BY COUNTY AND WATER SYSTEM WITHIN STATE (AS OF 12/31/85)

# NEBRASKA

| COMMUNITY      | COUNTY        | STATUS | FLUOR<br>START<br>DATE | SYSTEM SUPPLYING<br>FLUORIDATED WATER | SOURCE SYSTEM |
|----------------|---------------|--------|------------------------|---------------------------------------|---------------|
| HAMPTON        | HAMILTON      | ADJ    |                        | HAMPTON                               |               |
| HARTINGTON     | CEDAR         | ADJ    | 3/76                   | HARTINGTON                            |               |
| HICKMAN        | LANCASTER     | ADJ    | 4/77                   | HICKMAN                               |               |
| HUMPHREY       | PLATTE        | ADJ    | 5/75                   | HUMPHREY                              |               |
| INDIANOLA      | RED WILLOW    | NATL   |                        | INDIANOLA                             |               |
| JACKSON        | DAKOTA        | NATL   |                        | JACKSON                               |               |
| KEARNEY        | BUFFALO       | ADJ    | 11/75                  | KEARNEY                               |               |
| LA VISTA       | SARPY         | ADJ    | 10/68                  | OMAHA MUD                             |               |
| LAUREL         | CEDAR         | ADJ    | 5/84                   | LAUREL                                |               |
| LINCOLN (PART) | LANCASTER     | ADJ    | 11/70                  | LINCOLN                               |               |
| LOUISVILLE     | CASS          | ADJ    | 1/75                   | LOUISVILLE                            |               |
| LYMAN          | SCOTT'S BLUFF | ADJ    |                        | LYMAN                                 |               |
| LYONS          | BURT          | ADJ    | 4/78                   | LYONS                                 |               |
| MINDEN         | KEARNEY       | ADJ    | 9/66                   | MINDEN                                |               |
| NEBRASKA CITY  | OTOE          | ADJ    | 9/52                   | NEBRASKA CITY                         |               |
| NELIGH         | ANTELOPE      | ADJ    | 1/66                   | NELIGH                                |               |
| NELSON         | NUCKOLLS      | ADJ    | 12/75                  | NELSON                                |               |
| O'NEILL        | HOLT          | ADJ    | 10/70                  | O'NEILL                               |               |
| OAKDALE        | ANTELOPE      | ADJ    |                        | OAKDALE                               |               |
| OAKLAND        | BURT          | NATL   |                        | OAKLAND                               |               |
| OFFUTT AFB     | SARPY         | ADJ    | 6/57                   | OFFUTT AFB                            |               |
| OGALLALA       | KETH          | ADJ    | 6/75                   | OGALLALA                              |               |
| OMAHA          | DOUGLAS       | ADJ    | 10/68                  | OMAHA MUD                             |               |
| OSMOND         | PIERCE        | ADJ    | 1/75                   | OSMOND                                |               |

COMMUNITIES SERVED FLUORIDATED DRINKING WATER,  
 BY COUNTY AND WATER SYSTEM WITHIN STATE (AS OF 12/31/85)

# NEBRASKA

| COMMUNITY   | COUNTY     | STATUS | FLUOR<br>START<br>DATE | SYSTEM SUPPLYING<br>FLUORIDATED WATER | SOURCE SYSTEM |
|-------------|------------|--------|------------------------|---------------------------------------|---------------|
| PALISADE    | HITCHCOCK  | NATL   |                        | PALISADE                              |               |
| PAPILLION   | SARPY      | ADJ    | 1/78                   | PAPILLION                             |               |
| PLATTSMOUTH | CASS       | ADJ    | 2/79                   | PLATTSMOUTH                           |               |
| PONCA       | DIXON      | NATL   |                        | PONCA                                 |               |
| RED CLOUD   | WEBSTER    | ADJ    | 12/74                  | RED CLOUD                             |               |
| RUSHVILLE   | SHERIDAN   | ADJ    | 9/65                   | RUSHVILLE                             |               |
| SCRIBNER    | DODGE      | ADJ    | 5/75                   | SCRIBNER                              |               |
| STELLA      | RICHARDSON | ADJ    | 11/77                  | STELLA                                |               |
| STRATTON    | HITCHCOCK  | NATL   |                        | STRATTON                              |               |
| SUPERIOR    | NUCKOLLS   | ADJ    | 7/51                   | SUPERIOR                              |               |
| SYRACUSE    | OTOE       | ADJ    | 10/76                  | SYRACUSE                              |               |
| TECUMSEH    | JOHNSON    | ADJ    | 8/77                   | TECUMSEH                              |               |
| TILDEN      | MADISON    | ADJ    | 6/77                   | TILDEN                                |               |
| TRENTON     | HITCHCOCK  | NATL   |                        | TRENTON                               |               |
| UTICA       | SEWARD     | ADJ    | 7/67                   | UTICA                                 |               |
| VERDEL      | KNOX       | NATL   |                        | VERDEL                                |               |
| WALNETA     | CHASE      | NATL   |                        | WALNETA                               |               |
| WAUSA       | KNOX       | ADJ    | 11/75                  | WAUSA                                 |               |
| WAYNE       | WAYNE      | ADJ    | 5/75                   | WAYNE                                 |               |
| WINNEBAGO   | THURSTON   | ADJ    |                        | WINNEBAGO                             |               |



POPULATION SERVED FLUORIDATED DRINKING WATER BY SOURCE SYSTEM,  
 CONSECUTIVE SYSTEM, AND COUNTY WITHIN STATE (AS OF 12/31/85)

**NEVADA**

| WATER SYSTEM and<br>CONSECUTIVE SYSTEMS SERVED | EPA<br>ID<br>NO | COUNTY | CHEM<br>USED | STATUS              | FLUOR<br>START<br>DATE | POP<br>SERVED | NATURAL SYSTEMS<br>NAT OPT<br>LEVEL LEVEL |
|--|-----------------|--------|--------------|---------------------|------------------------|---------------|---|
| BATTLE MOUNTAIN (PART)                         | LANDER          | ADJ    | 8/78         | OLD BATTLE MOUNTAIN |                        |               |   |
| BATTLE MOUNTAIN (PART)                         | LANDER          | ADJ    | 2/83         | NEW BATTLE MOUNTAIN |                        |               |   |
| CALIENTE                                       | LINCOLN         | NATL   |              | CALIENTE            |                        |               |   |
| FALLON   | CHURCHILL       | NATL   |              | FALLON              |                        |               |   |
| GABBS  | NYE             | NATL   |              | GABBS               |                        |               |   |
| OVERTON  | CLARK           | NATL   |              | MOAPA               |                        |               |   |
| WELLS  | ELKO            | ADJ    | 10/81        | WELLS INDIAN COLONY |                        |               |   |

COMMUNITIES SERVED FLUORIDATED DRINKING WATER,  
 BY COUNTY AND WATER SYSTEM WITHIN STATE (AS OF 12/31/85)

## NEW HAMPSHIRE

| COMMUNITY    | COUNTY     | STATUS | FLUOR<br>START<br>DATE | SYSTEM SUPPLYING<br>FLUORIDATED WATER | SOURCE SYSTEM |
|--------------|------------|--------|------------------------|---------------------------------------|---------------|
| CONCORD      | MERRIMACK  | ADJ    | 11/78                  | CONCORD                               |               |
| DURHAM       | STRAFFORD  | ADJ    | 8/55                   | DURHAM                                |               |
| HANOVER      | GRAFTON    | ADJ    | 11/58                  | HANOVER                               |               |
| LANCASTER    | COOS       | ADJ    | 12/65                  | LANCASTER                             |               |
| LEBANON      | GRAFTON    | ADJ    | 11/56                  | LEBANON                               |               |
| NEW CASTLE   | ROCKINGHAM | CONS   |                        | NEW CASTLE                            | PORTSMOUTH    |
| NORTH CONWAY | CARROLL    | NATL   |                        | NORTH CONWAY                          |               |
| PORTSMOUTH   | ROCKINGHAM | ADJ    | 6/75                   | PORTSMOUTH                            |               |
| ROCHESTER    | STRAFFORD  | ADJ    | 11/67                  | ROCHESTER                             |               |
| WHITEFIELD   | COOS       | NATL   |                        | WHITEFIELD VIL FIRE B HILL            |               |

COMMUNITIES SERVED FLUORIDATED DRINKING WATER,  
BY COUNTY AND WATER SYSTEM WITHIN STATE (AS OF 12/31/85)

## NEW JERSEY

| COMMUNITY               | COUNTY     | STATUS | FLUOR<br>START<br>DATE | SYSTEM SUPPLYING<br>FLUORIDATED WATER | SOURCE SYSTEM |
|-------------------------|------------|--------|------------------------|---------------------------------------|---------------|
| ALLENHURST              | MONMOUTH   | ADJ    | 7/54                   | ALLENHURST WATER DEPT                 |               |
| ALLENTOWN               | MONMOUTH   | ADJ    | 4/65                   | ALLENTOWN WATER DEPT                  |               |
| ANDOVER (PART)          | SUSSEX     | ADJ    | 1/69                   | NEWTON WATER & SEWER UTILITY          |               |
| ASBURY PARK             | MONMOUTH   | ADJ    | 3/53                   | MONMOUTH CONSOLIDATED                 |               |
| ATLANTIC CITY           | ATLANTIC   | ADJ    | 3/58                   | ATLANTIC CITY MUN UTIL AUTH           |               |
| BEACH HAVEN             | OCEAN      | ADJ    | 3/64                   | BEACH HAVEN WATER DEPT                |               |
| BRADLEY BEACH           | MONMOUTH   | ADJ    | 3/53                   | MONMOUTH CONSOLIDATED                 |               |
| BRANCHBURG              | SOMERSET   | ADJ    | 12/65                  | ELIZABETHTOWN WC                      |               |
| BRIDGEWATER (PART)      | SOMERSET   | ADJ    | 12/65                  | ELIZABETHTOWN WC                      |               |
| BURLINGTON CITY         | BURLINGTON | ADJ    | 6/65                   | BURLINGTON CITY WATER DEPT            |               |
| CHESTERFIELD TWP        | MERCER     | ADJ    | 10/72                  | GARDEN STATE WC-HAMILTON              |               |
| CLAYTON                 | GLOUCESTER | NATL   |                        | CLAYTON WATER DEPT                    |               |
| CRANBURY                | MIDDLESEX  | ADJ    | 11/74                  | CRANBURY TWP WATER DEPT               |               |
| DEAL                    | MONMOUTH   | ADJ    | 3/53                   | MONMOUTH CONSOLIDATED                 |               |
| DEPTFORD (PART)         | GLOUCESTER | NATL   |                        | WOODBURY WATER DEPT                   |               |
| DEPTFORD TWP            | GLOUCESTER | NATL   |                        | DEPTFORD TWP MUA                      |               |
| EAST BRUNSWICK          | MIDDLESEX  | ADJ    | 12/54                  | EAST BRUNSWICK                        |               |
| EAST GREENWICH TWP      | GLOUCESTER | NATL   |                        | EAST GREENWICH TWP WATER DEPT         |               |
| EAST WINDSOR TWP (PART) | MERCER     | ADJ    | 7/69                   | EAST WINDSOR MUN UTIL AUTH            |               |
| EAST WINDSOR TWP (PART) | MERCER     | ADJ    | 11/68                  | HIGHTSTOWN WATER DEPT                 |               |
| EATONTOWN               | MONMOUTH   | ADJ    | 3/53                   | MONMOUTH CONSOLIDATED                 |               |
| EGG HARBOR              | ATLANTIC   | ADJ    | 12/57                  | EGG HARBOR CITY WAT DEPT              |               |
| ELMER BOROUGH           | SALEM      | NATL   |                        | ELMER WATER DEPT                      |               |
| EWING                   | MERCER     | ADJ    | 5/64                   | TRENTON                               |               |

COMMUNITIES SERVED FLUORIDATED DRINKING WATER,  
BY COUNTY AND WATER SYSTEM WITHIN STATE (AS OF 12/31/85)

## NEW JERSEY

| COMMUNITY            | COUNTY     | STATUS | FLUOR<br>START<br>DATE | SYSTEM SUPPLYING<br>FLUORIDATED WATER | SOURCE SYSTEM |
|----------------------|------------|--------|------------------------|---------------------------------------|---------------|
| FAIR HAVEN           | MONMOUTH   | ADJ    | 3/53                   | MONMOUTH CONSOLIDATED                 |               |
| FREEHOLD TWP         | MONMOUTH   | ADJ    | 2/72                   | FREEHOLD TWP WATER DEPT               |               |
| FT DIX               | BURLINGTON | ADJ    | /67                    | FT DIX-US ARMY                        |               |
| GLASSBORO            | GLOUCESTER | NATL   |                        | GLASSBORO WATER DEPT                  |               |
| HAMILTON (PART)      | MERCER     | ADJ    | 5/64                   | TRENTON                               |               |
| HAMILTON TWP (PART)  | MERCER     | ADJ    | 10/72                  | GARDEN STATE WC-HAMILTON              |               |
| HANOVER TWP (PART)   | GLOUCESTER | NATL   |                        | SOUTH JERSEY WIR SUPPLY CO            |               |
| HIGHLAND PARK        | MIDDLESEX  | ADJ    | 2/61                   | HIGHLAND PARK WAT DEPT                |               |
| HIGHTSTOWN           | MERCER     | ADJ    | 11/68                  | HIGHTSTOWN WATER DEPT                 |               |
| INTERLAKEN           | MONMOUTH   | ADJ    | 3/53                   | MONMOUTH CONSOLIDATED                 |               |
| LAWRENCE TWP (PART)  | MERCER     | ADJ    | 12/65                  | ELIZABETHTOWN WC                      |               |
| LAWRENCE TWP (PART)  | MERCER     | ADJ    | 5/64                   | TRENTON                               |               |
| LITTLE SILVER        | MONMOUTH   | ADJ    | 3/53                   | MONMOUTH CONSOLIDATED                 |               |
| LOCH ARBOUR (PART)   | MONMOUTH   | ADJ    | 7/54                   | ALLENHURST WATER DEPT                 |               |
| LOCH ARBOUR (PART)   | MONMOUTH   | ADJ    | 3/53                   | MONMOUTH CONSOLIDATED                 |               |
| LONG BRANCH          | MONMOUTH   | ADJ    | 3/53                   | MONMOUTH CONSOLIDATED                 |               |
| MANTUA TWP           | GLOUCESTER | NATL   |                        | MANTUA TWP MUA                        |               |
| MIDDLETOWN           | MONMOUTH   | ADJ    | 3/53                   | MONMOUTH CONSOLIDATED                 |               |
| MONMOUTH BEACH       | MONMOUTH   | ADJ    | 3/53                   | MONMOUTH CONSOLIDATED                 |               |
| MT LAUREL TWP (PART) | BURLINGTON | ADJ    | 1/65                   | MT. LAUREL MUN UTIL AUTH              |               |
| NEPTUNE CITY         | MONMOUTH   | ADJ    | 3/53                   | MONMOUTH CONSOLIDATED                 |               |
| NEPTUNE TWP          | MONMOUTH   | ADJ    | 3/53                   | MONMOUTH CONSOLIDATED                 |               |
| NEWTON               | SUSSEX     | ADJ    | 1/69                   | NEWTON WATER & SEWER UTILITY          |               |
| OCEAN                | MONMOUTH   | ADJ    | 3/53                   | MONMOUTH CONSOLIDATED                 |               |

COMMUNITIES SERVED FLUORIDATED DRINKING WATER,  
BY COUNTY AND WATER SYSTEM WITHIN STATE (AS OF 12/31/85)

## NEW JERSEY

| COMMUNITY              | COUNTY     | STATUS | FLUOR<br>START<br>DATE | SYSTEM SUPPLYING<br>FLUORIDATED WATER | SOURCE SYSTEM |
|------------------------|------------|--------|------------------------|---------------------------------------|---------------|
| OCEANPORT              | MONMOUTH   | ADJ    | 3/53                   | MONMOUTH CONSOLIDATED                 |               |
| PEMBERTON TWP (PART)   | BURLINGTON | ADJ    | 2/85                   | PEMBERTON TWP                         |               |
| PENNS GROVE (PART)     | SALEM      | NATL   |                        | WOODSTOWN WATER DEPT                  |               |
| PERTH AMBOY            | MIDDLESEX  | ADJ    | 6/54                   | PERTH AMBOY WATER DEPT                |               |
| PITMAN BOROUGH         | GLOUCESTER | NATL   |                        | PITMAN WATER DEPT                     |               |
| PLAINSBORO             | MERCER     | ADJ    | 12/65                  | ELIZABETHTOWN WC                      |               |
| PRINCETON BOROUGH      | MERCER     | ADJ    | 12/65                  | ELIZABETHTOWN WC                      |               |
| PRINCETON TWP          | MERCER     | ADJ    | 12/65                  | ELIZABETHTOWN WC                      |               |
| RAHWAY                 | UNION      | ADJ    | 7/52                   | RAHWAY WATER DEPT                     |               |
| RARITAN BOROUGH        | SOMERSET   | ADJ    | 12/65                  | ELIZABETHTOWN WC                      |               |
| RED BANK (PART)        | MONMOUTH   | ADJ    | 3/53                   | MONMOUTH CONSOLIDATED                 |               |
| SAYREVILLE (PART)      | MIDDLESEX  | ADJ    | 6/54                   | PERTH AMBOY WATER DEPT                |               |
| SEA BRIGHT             | MONMOUTH   | ADJ    | 3/53                   | MONMOUTH CONSOLIDATED                 |               |
| SHREWSBURY (PART)      | MONMOUTH   | ADJ    | 3/53                   | MONMOUTH CONSOLIDATED                 |               |
| SHREWSBURY TWP (PART)  | MONMOUTH   | ADJ    | 3/53                   | MONMOUTH CONSOLIDATED                 |               |
| SOMERVILLE             | SOMERSET   | ADJ    | 12/65                  | ELIZABETHTOWN WC                      |               |
| SPARTA (PART)          | SUSSEX     | ADJ    | 1/69                   | NEWTON WATER & SEWER UTILITY          |               |
| TINTON FALLS           | MONMOUTH   | ADJ    | 3/53                   | MONMOUTH CONSOLIDATED                 |               |
| TRENTON                | MERCER     | ADJ    | 5/64                   | TRENTON                               |               |
| WASHINGTON TWP (PART)  | MERCER     | ADJ    | 10/72                  | GARDEN STATE WC-HAMILTON              |               |
| WASHINGTON TWP (PART)  | GLOUCESTER | ADJ    | 9/72                   | WASHINGTON TWP MUN UTIL AUTH          |               |
| WASHINGTON TWP (PART)  | GLOUCESTER | NATL   |                        | WASHINGTON TWP MUA NOB HILL DI        |               |
| WENONAH (PART)         | GLOUCESTER | NATL   |                        | WOODBURY WATER DEPT                   |               |
| WENONAH BOROUGH (PART) | GLOUCESTER | NATL   |                        | WENONAH WATER DEPT                    |               |

COMMUNITIES SERVED FLUORIDATED DRINKING WATER,  
 BY COUNTY AND WATER SYSTEM WITHIN STATE (AS OF 12/31/85)

**NEW JERSEY**

| COMMUNITY               | COUNTY     | STATUS | FLUOR<br>START<br>DATE | SYSTEM SUPPLYING<br>FLUORIDATED WATER | SOURCE SYSTEM |
|-------------------------|------------|--------|------------------------|---------------------------------------|---------------|
| WEST DEPTFORD (PART)    | GLOUCESTER | NATL   |                        | WEST DEPTFORD TWP WATER DEPT          |               |
| WEST DEPTFORD (PART)    | GLOUCESTER | NATL   |                        | WOODBURY WATER DEPT                   |               |
| WEST LONG BRANCH        | MONMOUTH   | ADJ    | 3/53                   | MONMOUTH CONSOLIDATED                 |               |
| WEST MILFORD TWP (PART) | PASSAIC    | NATL   |                        | WEST MILFORD TWP MUA AWOSTUNG         |               |
| WEST WINDSOR TWP        | MERCER     | ADJ    | 12/65                  | ELIZABETHTOWN WC                      |               |
| WHARTON BOROUGH         | MORRIS     | ADJ    | 9/64                   | WHARTON WATER DEPT                    |               |
| WILLINGBORO             | BURLINGTON | ADJ    | 5/63                   | WILLINGBORO MUA                       |               |
| WOODBIDGE (PART)        | MIDDLESEX  | ADJ    | 6/54                   | PERTH AMBOY WATER DEPT                |               |
| WOODBURY CITY           | GLOUCESTER | NATL   |                        | WOODBURY WATER DEPT                   |               |
| WOODBURY HEIGHTS (PART) | GLOUCESTER | NATL   |                        | WOODBURY HEIGHTS WATER UTIL           |               |
| WOODBURY HEIGHTS (PART) | GLOUCESTER | NATL   |                        | WOODBURY WATER DEPT                   |               |
| WOODSTOWN BOROUGH       | SALEM      | NATL   |                        | WOODSTOWN WATER DEPT                  |               |

COMMUNITIES SERVED FLUORIDATED DRINKING WATER,  
BY COUNTY AND WATER SYSTEM WITHIN STATE (AS OF 12/31/85)

# NEW MEXICO

| COMMUNITY   | COUNTY     | STATUS | FLUOR<br>START<br>DATE | SYSTEM SUPPLYING<br>FLUORIDATED WATER | SOURCE SYSTEM |
|-------------|------------|--------|------------------------|---------------------------------------|---------------|
| ALBUQUERQUE | BERNALILLO | ADJ    | 2/74                   | ALBUQUERQUE                           |               |
| ARTESIA     | EDDY       | NATL   |                        | ARTESIA                               |               |
| BELEN       | VALENCIA   | NATL   |                        | BELEN                                 |               |
| BERNALILLO  | SANDOVAL   | NATL   |                        | BERNALILLO                            |               |
| CARRIZOZO   | LINCOLN    | ADJ    | /80                    | CARRIZOZO                             |               |
| CAUSEY      | ROOSEVELT  | NATL   |                        | CAUSEY                                |               |
| CHAMA       | RIO ARRIBA | ADJ    | 5/77                   | CHAMA                                 |               |
| CHIMAYO     | RIO ARRIBA | NATL   |                        | CHIMAYO                               |               |
| CIMARRON    | COLFAX     | ADJ    | 10/81                  | CIMARRON                              |               |
| CLAYTON     | UNION      | NATL   |                        | CLAYTON                               |               |
| CLOVIS      | CURRY      | NATL   |                        | CLOVIS                                |               |
| COLUMBUS    | LUNA       | NATL   |                        | COLUMBUS                              |               |
| CORONA      | LINCOLN    | NATL   |                        | CORONA                                |               |
| DEMING      | LUNA       | NATL   |                        | DEMING                                |               |
| DES MOINES  | UNION      | NATL   |                        | DES MOINES                            |               |
| DEXTER      | CHAVES     | NATL   |                        | DEXTER                                |               |
| DORA        | ROOSEVELT  | NATL   |                        | DORA                                  |               |
| ELIDA       | ROOSEVELT  | NATL   |                        | ELIDA                                 |               |
| ENCINO      | TORRANCE   | NATL   |                        | ENCINO (VAUGHN)                       |               |
| ESPANOLA    | RIO ARRIBA | NATL   |                        | ESPANOLA                              |               |
| ESTANCIA    | TORRANCE   | ADJ    | 9/80                   | ESTANCIA                              |               |
| EUNICE      | LEA        | NATL   |                        | EUNICE                                |               |
| FARMINGTON  | SAN JUAN   | ADJ    | 12/65                  | FARMINGTON                            |               |
| FLOYD       | ROOSEVELT  | NATL   |                        | FLOYD                                 |               |

COMMUNITIES SERVED FLUORIDATED DRINKING WATER,  
BY COUNTY AND WATER SYSTEM WITHIN STATE (AS OF 12/31/85)

## NEW MEXICO

| COMMUNITY   | COUNTY     | STATUS | FLUOR<br>START<br>DATE | SYSTEM SUPPLYING<br>FLUORIDATED WATER | SOURCE SYSTEM |
|-------------|------------|--------|------------------------|---------------------------------------|---------------|
| FORT SUMNER | DE BACA    | NATL   |                        | FORT SUMNER                           |               |
| GALLUP      | MCKINLEY   | NATL   |                        | GALLUP                                |               |
| GRADY       | CURRY      | NATL   |                        | GRADY                                 |               |
| HAGERMAN    | CHAVES     | NATL   |                        | HAGERMAN                              |               |
| HATCH       | DONA ANA   | NATL   |                        | HATCH                                 |               |
| HOBBS       | LEA        | NATL   |                        | HOBBS                                 |               |
| HURLEY      | GRANT      | NATL   |                        | HURLEY                                |               |
| JAL         | LEA        | NATL   |                        | JAL                                   |               |
| LAKE ARTHUR | CHAVES     | NATL   |                        | LAKE ARTHUR                           |               |
| LAS VEGAS   | SAN MIGUEL | ADJ    | 9/60                   | LAS VEGAS                             |               |
| LORDSBURG   | HIDALGO    | NATL   |                        | LORDSBURG                             |               |
| LOS ALAMOS  | LOS ALAMOS | ADJ    | 11/68                  | LOS ALAMOS                            |               |
| LOS LUNAS   | VALENCIA   | NATL   |                        | LOS LUNAS                             |               |
| LOVINGTON   | LEA        | NATL   |                        | LOVINGTON                             |               |
| MELROSE     | CURRY      | NATL   |                        | MELROSE                               |               |
| MILAN       | VALENCIA   | ADJ    | /80                    | MILAN                                 |               |
| MORIARTY    | TORRANCE   | ADJ    | 9/80                   | MORIARTY                              |               |
| MOSQUERO    | HARDING    | NATL   |                        | MOSQUERO                              |               |
| PECOS       | SAN MIGUEL | ADJ    | 2/74                   | PECOS                                 |               |
| PORTALES    | ROOSEVELT  | NATL   |                        | PORTALES                              |               |
| RATON       | COLFAX     | ADJ    | 4/56                   | RATON                                 |               |
| ROSWELL     | CHAVES     | NATL   |                        | ROSWELL                               |               |
| ROY         | HARDING    | NATL   |                        | ROY                                   |               |
| RUIDOSO     | LINCOLN    | ADJ    | 1/81                   | RUIDOSO                               |               |



COMMUNITIES SERVED FLUORIDATED DRINKING WATER,  
 BY COUNTY AND WATER SYSTEM WITHIN STATE (AS OF 12/31/85)

# NEW MEXICO

| COMMUNITY   | COUNTY    | STATUS | FLUOR<br>START<br>DATE | SYSTEM SUPPLYING<br>FLUORIDATED WATER | SOURCE SYSTEM |
|-------------|-----------|--------|------------------------|---------------------------------------|---------------|
| SAN JON     | QUAY      | NATL   |                        | SAN JON                               |               |
| SANTA FE    | SANTA FE  | ADJ    | 6/56                   | SANTA FE                              |               |
| SANTA ROSA  | GUADALUPE | ADJ    | 7/60                   | SANTA ROSA                            |               |
| SILVER CITY | GRANT     | ADJ    | 2/82                   | SILVER CITY                           |               |
| SPRINGER    | COLFAX    | ADJ    | /73                    | SPRINGER                              |               |
| T OR C      | SIERRA    | NATL   |                        | T OR C                                |               |
| TAOS        | TAOS      | ADJ    | 10/81                  | TAOS                                  |               |
| TATUM       | LEA       | NATL   |                        | TATUM                                 |               |
| TEXICO      | CURRY     | NATL   |                        | TEXICO                                |               |
| TUCUMCARI   | QUAY      | NATL   |                        | TUCUMCARI                             |               |
| VAUGHN      | GUADALUPE | NATL   |                        | VAUGHN (ENCINO)                       |               |

COMMUNITIES SERVED FLUORIDATED DRINKING WATER,  
BY COUNTY AND WATER SYSTEM WITHIN STATE (AS OF 12/31/85)

NEW YORK

| COMMUNITY          | COUNTY      | STATUS | FLUOR<br>START<br>DATE | SYSTEM SUPPLYING<br>FLUORIDATED WATER | SOURCE SYSTEM           |
|--------------------|-------------|--------|------------------------|---------------------------------------|-------------------------|
| ADAMS              | JEFFERSON   | ADJ    | 5/76                   | ADAMS WS                              |                         |
| ADAMS CENTER       | JEFFERSON   | CONS   |                        | ADAMS CENTER                          | ADAMS WS                |
| ALBION             | ORLEANS     | ADJ    | 7/67                   | ALBION WS                             |                         |
| ALDEN              | ERIE        | CONS   |                        | ALDEN                                 | ERIE CO WATER AUTHORITY |
| AMHERST TWP (PART) | ERIE        | CONS   |                        | AMHERST TWP WD 1                      | ERIE CO WATER AUTHORITY |
| AMHERST TWP (PART) | ERIE        | CONS   |                        | AMHERST TWP WD 10                     | ERIE CO WATER AUTHORITY |
| AMHERST TWP (PART) | ERIE        | CONS   |                        | AMHERST TWP WD 11                     | ERIE CO WATER AUTHORITY |
| AMHERST TWP (PART) | ERIE        | CONS   |                        | AMHERST TWP WD 2                      | ERIE CO WATER AUTHORITY |
| AMHERST TWP (PART) | ERIE        | CONS   |                        | AMHERST TWP WD 3                      | ERIE CO WATER AUTHORITY |
| AMHERST TWP (PART) | ERIE        | CONS   |                        | AMHERST TWP WD 4                      | ERIE CO WATER AUTHORITY |
| AMHERST TWP (PART) | ERIE        | CONS   |                        | AMHERST TWP WD 5                      | ERIE CO WATER AUTHORITY |
| AMHERST TWP (PART) | ERIE        | CONS   |                        | AMHERST TWP WD 6                      | ERIE CO WATER AUTHORITY |
| AMHERST TWP (PART) | ERIE        | CONS   |                        | AMHERST TWP WD 7                      | ERIE CO WATER AUTHORITY |
| AMHERST TWP (PART) | ERIE        | CONS   |                        | AMHERST TWP WD 8                      | ERIE CO WATER AUTHORITY |
| AMHERST TWP (PART) | ERIE        | CONS   |                        | AMHERST TWP WD 9                      | ERIE CO WATER AUTHORITY |
| AMHERST TWP (PART) | ERIE        | CONS   |                        | AMHERST WD 12                         | ERIE CO WATER AUTHORITY |
| ANGOLA             | ERIE        | CONS   |                        | ANGOLA                                | ERIE CO WATER AUTHORITY |
| ANNSVILLE (PART)   | ONEIDA      | CONS   |                        | TABERG WD                             | UTICA WS                |
| ANIWERP            | JEFFERSON   | ADJ    | 10/82                  | ANIWERP                               |                         |
| ARDSLEY            | WESTCHESTER | CONS   |                        | NEW ROCHELLE WC (PART)                | NEW YORK CITY WS        |
| ATTICA             | WYOMING     | ADJ    | 10/83                  | ATTICA                                |                         |
| AURORA TWP (PART)  | ERIE        | CONS   |                        | AURORA CONS WD #235                   | ERIE CO WATER AUTHORITY |
| AURORA TWP (PART)  | ERIE        | CONS   |                        | AURORA WD 1                           | ERIE CO WATER AUTHORITY |
| AURORA TWP (PART)  | ERIE        | CONS   |                        | AURORA WD 1A                          | ERIE CO WATER AUTHORITY |

COMMUNITIES SERVED FLUORIDATED DRINKING WATER,  
BY COUNTY AND WATER SYSTEM WITHIN STATE (AS OF 12/31/85)

# NEW YORK

| COMMUNITY             | COUNTY      | STATUS | FLUOR<br>START<br>DATE | SYSTEM SUPPLYING<br>FLUORIDATED WATER | SOURCE SYSTEM           |
|-----------------------|-------------|--------|------------------------|---------------------------------------|-------------------------|
| AURORA TWP (PART)     | ERIE        | CONS   |                        | AURORA WD 6                           | ERIE CO WATER AUTHORITY |
| AURORA TWP (PART)     | ERIE        | CONS   |                        | AURORA WD 8                           | ERIE CO WATER AUTHORITY |
| AURORA TWP (PART)     | ERIE        | CONS   |                        | AURORA WD 9                           | ERIE CO WATER AUTHORITY |
| AVON                  | LIVINGSTON  | ADJ    | 9/83                   | AVON                                  |                         |
| BAINBRIDGE            | CHENANGO    | ADJ    | 7/71                   | BAINBRIDGE WS                         |                         |
| BALLSTON SPA          | SARATOGA    | ADJ    | 11/84                  | BALLSTON SPA                          |                         |
| BARKER                | NIAGARA     | CONS   |                        | BARKER                                | NIAGARA CO WD           |
| BARNEVELD             | ONETDA      | CONS   |                        | BARNEVELD                             | UTICA WS                |
| BATAVIA               | GENESEE     | ADJ    | 12/63                  | BATAVIA W S                           |                         |
| BATAVIA TWP           | GENESEE     | CONS   |                        | BATAVIA TWP                           | BATAVIA W S             |
| BATH                  | STEBEN      | ADJ    | 6/76                   | BATH WS                               |                         |
| BELFAST               | ALLEGANY    | ADJ    | 8/64                   | BELFAST W D                           |                         |
| BELMONT               | ALLEGANY    | ADJ    | 3/77                   | BELMONT W S                           |                         |
| BINGHAMTON            | BROOME      | ADJ    | 3/64                   | BINGHAMTON W S                        |                         |
| BINGHAMTON TWP (PART) | BROOME      | CONS   |                        | BINGHAMTON TWP WD 1                   | BINGHAMTON W S          |
| BINGHAMTON TWP (PART) | BROOME      | CONS   |                        | BINGHAMTON TWP WD 2                   | BINGHAMTON W S          |
| BINGHAMTON TWP (PART) | BROOME      | CONS   |                        | BINGHAMTON TWP WD 3                   | BINGHAMTON W S          |
| BINGHAMTON TWP (PART) | BROOME      | CONS   |                        | BINGHAMTON TWP WD 4                   | BINGHAMTON W S          |
| BINGHAMTON TWP (PART) | BROOME      | CONS   |                        | BINGHAMTON TWP WD 5                   | BINGHAMTON W S          |
| BINGHAMTON TWP (PART) | BROOME      | CONS   |                        | BINGHAMTON TWP WD 6                   | BINGHAMTON W S          |
| BINGHAMTON TWP (PART) | BROOME      | CONS   |                        | BINGHAMTON TWP WD 7                   | BINGHAMTON W S          |
| BLASDELL              | ERIE        | CONS   |                        | BLASDELL                              | ERIE CO WATER AUTHORITY |
| BRIARCLIFF MANOR      | WESTCHESTER | ADJ    | 12/74                  | BRIARCLIFF MANOR W S                  |                         |
| BRIGHTON TWP (PART)   | MONROE      | CONS   |                        | BRIGHTON TWP-BRIGHTON WD              | MONROE CO WATER AUTH    |

COMMUNITIES SERVED FLUORIDATED DRINKING WATER,  
BY COUNTY AND WATER SYSTEM WITHIN STATE (AS OF 12/31/85)

# NEW YORK

| COMMUNITY              | COUNTY       | STATUS | FLUOR<br>START<br>DATE | SYSTEM SUPPLYING<br>FLUORIDATED WATER | SOURCE SYSTEM           |
|------------------------|--------------|--------|------------------------|---------------------------------------|-------------------------|
| BRISTOL TWP (PART)     | ERIE         | CONS   |                        | BRISTOL WD                            | ERIE CO WATER AUTHORITY |
| BRUNSWICK TWP          | RENSSELAER   | ADJ    | 1/67                   | TROY WS                               |                         |
| BRUNSWICK TWP (PART)   | RENSSELAER   | CONS   |                        | BRUNSWICK WD 1                        | TROY WS                 |
| BRUNSWICK TWP (PART)   | RENSSELAER   | CONS   |                        | BRUNSWICK WD 2                        | TROY WS                 |
| BRUNSWICK TWP (PART)   | RENSSELAER   | CONS   |                        | BRUNSWICK WD 3                        | TROY WS                 |
| BRUNSWICK TWP (PART)   | RENSSELAER   | CONS   |                        | BRUNSWICK WD 4                        | TROY WS                 |
| BRUNSWICK TWP (PART)   | RENSSELAER   | CONS   |                        | BRUNSWICK WD 5                        | TROY WS                 |
| BRUNSWICK TWP (PART)   | RENSSELAER   | CONS   |                        | BRUNSWICK WD 6                        | TROY WS                 |
| BUFFALO                | ERIE         | ADJ    | 6/55                   | BUFFALO W S                           |                         |
| BURKE TWP              | ERIE         | CONS   |                        | BURKE WD                              | ERIE CO WATER AUTHORITY |
| CALEDONIA              | LIVINGSTON   | ADJ    | 10/81                  | CALEDONIA                             |                         |
| CAMBRIA TWP (PART)     | NIAGARA      | CONS   |                        | CAMBRIA WD                            | NIAGARA CO WD           |
| CAMILLUS TWP           | ONONDAGA     | CONS   |                        | CAMILLUS CONSOLIDATED WD              | ONONDAGA CO WATER AUTH  |
| CANANDAIGUA            | ONTARIO      | ADJ    | 7/56                   | CANANDAIGUA WS                        |                         |
| CANANDAIGUA TWP (PART) | ONTARIO      | CONS   |                        | CHAPIN RD WD                          | ONTARIO TWP WD          |
| CANANDAIGUA TWP (PART) | ONTARIO      | CONS   |                        | ASHTON PLACE WD                       | ONTARIO TWP WD          |
| CANANDAIGUA TWP (PART) | ONTARIO      | CONS   |                        | CANANDAIGUA E ZONE WD                 | ONTARIO TWP WD          |
| CANANDAIGUA TWP (PART) | ONTARIO      | CONS   |                        | CANANDAIGUA W ZONE WD                 | ONTARIO TWP WD          |
| CANTON TWP             | ST. LAWRENCE | ADJ    | 6/76                   | CANTON W S                            |                         |
| CARTHAGE               | JEFFERSON    | ADJ    | 3/66                   | CARTHAGE W S                          |                         |
| CASTILE TWP (PART)     | WYOMING      | CONS   |                        | CASTILE TWP-GARDEAU WD                | PERRY WS                |
| CASTILE TWP (PART)     | WYOMING      | CONS   |                        | CASTILE TWP-SILV LAKE WD              | PERRY WS                |
| CASTORLAND             | LEWIS        | CONS   |                        | CASTORLAND                            | THERESA WS              |
| CELERON                | CHAUTAUQUA   | CONS   |                        | CELERON                               | JAMESTOWN WS            |

COMMUNITIES SERVED FLUORIDATED DRINKING WATER,  
BY COUNTY AND WATER SYSTEM WITHIN STATE (AS OF 12/31/85)

**NEW YORK**

| COMMUNITY              | COUNTY    | STATUS | FLUOR<br>START<br>DATE | SYSTEM SUPPLYING<br>FLUORIDATED WATER | SOURCE SYSTEM           |
|------------------------|-----------|--------|------------------------|---------------------------------------|-------------------------|
| CENTRAL BRIDGE         | SCHOHARIE | ADJ    | 1/84                   | CENTRAL BRIDGE                        |                         |
| CHAMPLAIN              | CLINTON   | ADJ    | 11/82                  | CHAMPLAIN                             |                         |
| CHAMPLAIN PARK         | CLINTON   | ADJ    | 2/83                   | CHAMPLAIN PARK WD                     |                         |
| CHARLOTTE              | MONROE    | ADJ    | 3/64                   | MONROE CO WATER AUTH                  |                         |
| CHEEKTOWAGA (PART)     | ERIE      | CONS   |                        | CHEEKTOWAGA WD 11                     | ERIE CO WATER AUTHORITY |
| CHEEKTOWAGA (PART)     | ERIE      | CONS   |                        | CHEEKTOWAGA WD 8                      | ERIE CO WATER AUTHORITY |
| CHEEKTOWAGA TWP (PART) | ERIE      | CONS   |                        | CLEVELAND HILL WD-CHEEKTOWAGA         | ERIE CO WATER AUTHORITY |
| CHEEKTOWAGA TWP (PART) | ERIE      | CONS   |                        | CHEEKTOWAGA TWP WD 9                  | ERIE CO WATER AUTHORITY |
| CHEEKTOWAGA TWP (PART) | ERIE      | CONS   |                        | BELLEVUE WD-CHEEKTOWAGA TWP           | ERIE CO WATER AUTHORITY |
| CHEEKTOWAGA TWP (PART) | ERIE      | CONS   |                        | DOYLE WD-CHEEKTOWAGA TWP              | ERIE CO WATER AUTHORITY |
| CHEEKTOWAGA TWP (PART) | ERIE      | CONS   |                        | CHEEKTOWAGA TWP WD 10                 | ERIE CO WATER AUTHORITY |
| CHILI (PART)           | MONROE    | CONS   |                        | MCWA-CHILI WD                         | MONROE CO WATER AUTH    |
| CHILI TWP (PART)       | MONROE    | CONS   |                        | CHILI TWP-RIVERDALE WD                | MONROE CO WATER AUTH    |
| CHILI TWP (PART)       | MONROE    | CONS   |                        | MCWA-BENEDICT TRACT WD                | MONROE CO WATER AUTH    |
| CHILI TWP (PART)       | MONROE    | CONS   |                        | MCWA-BROOKVIEW TRACT WD               | MONROE CO WATER AUTH    |
| CHILI TWP (PART)       | MONROE    | CONS   |                        | MCWA-CHILI AVENUE TRACT WD            | MONROE CO WATER AUTH    |
| CHILI TWP (PART)       | MONROE    | CONS   |                        | MCWA-CHILI HEIGHTS WD                 | MONROE CO WATER AUTH    |
| CHILI TWP (PART)       | MONROE    | CONS   |                        | MCWA-CREEKVIEW WD                     | MONROE CO WATER AUTH    |
| CHILI TWP (PART)       | MONROE    | CONS   |                        | MCWA-LOCKWOOD WD                      | MONROE CO WATER AUTH    |
| CHILI TWP (PART)       | MONROE    | CONS   |                        | MCWA-MORGAN ROAD WD                   | MONROE CO WATER AUTH    |
| CHILI TWP (PART)       | MONROE    | CONS   |                        | MCWA-RANCHMAR WD                      | MONROE CO WATER AUTH    |
| CHILI TWP (PART)       | MONROE    | CONS   |                        | MCWA-SUNSETVIEW WD                    | MONROE CO WATER AUTH    |
| CHURCHVILLE            | MONROE    | ADJ    | 10/81                  | CHURCHVILLE                           |                         |
| CICERO TWP (PART)      | ONONDAGA  | CONS   |                        | CICERO WD'S                           | ONONDAGA CO WATER AUTH  |

COMMUNITIES SERVED FLUORIDATED DRINKING WATER,  
BY COUNTY AND WATER SYSTEM WITHIN STATE (AS OF 12/31/85)

NEW YORK

| COMMUNITY              | COUNTY      | STATUS | FLUOR<br>START<br>DATE | SYSTEM SUPPLYING<br>FLUORIDATED WATER | SOURCE SYSTEM           |
|------------------------|-------------|--------|------------------------|---------------------------------------|-------------------------|
| CLARENCE TWP (PART)    | ERIE        | CONS   |                        | CLARENCE CONS WD                      | ERIE CO WATER AUTHORITY |
| CLARK MILLS            | ONEIDA      | CONS   |                        | CLARK MILLS WD                        | UTICA WS                |
| CLARKSON (PART)        | MONROE      | CONS   |                        | CLARKSON WD                           | MONROE CO WATER AUTH    |
| CLARKSON TWP (PART)    | MONROE      | CONS   |                        | CLARKSON MEADOWS WD                   | MONROE CO WATER AUTH    |
| CLAY TWP (PART)        | ONONDAGA    | CONS   |                        | CLAY WD'S                             | ONONDAGA CO WATER AUTH  |
| CLAYVILLE (PART)       | ONEIDA      | CONS   |                        | SULPHER SPRINGS RD WD                 | UTICA WS                |
| CLIFTON SPRINGS        | ONTARIO     | CONS   |                        | CLIFTON SPRINGS                       | ONTARIO TWP WD          |
| CLINTON                | ONEIDA      | ADJ    | 12/68                  | CLINTON W S                           |                         |
| COBLESKILL             | SCHOHARIE   | ADJ    | 11/53                  | COBLESKILL W S                        |                         |
| COLLINS TWP            | ERIE        | CONS   |                        | COLLINS WD 4                          | ERIE CO WATER AUTHORITY |
| CONKLIN                | BROOME      | ADJ    | 8/84                   | CONKLIN                               |                         |
| COOPERTOWN             | OTSEGO      | ADJ    | 5/68                   | COOPERTOWN W S                        |                         |
| DEERFIELD TWP (PART)   | ONEIDA      | CONS   |                        | MULHANEY RD WD 1                      | UTICA WS                |
| DELHI                  | DELAWARE    | ADJ    | 1/64                   | DELHI W S                             |                         |
| DEPEW (PART)           | ERIE        | CONS   |                        | DEPEW                                 | ERIE CO WATER AUTHORITY |
| DEWITT TWP (PART)      | ONONDAGA    | CONS   |                        | DEWITT WD'S - NORTH                   | ONONDAGA CO WATER AUTH  |
| DEWITT TWP (PART)      | ONONDAGA    | CONS   |                        | DEWITT WD'S - SOUTH                   | ONONDAGA CO WATER AUTH  |
| DICKINSON (PART)       | BROOME      | CONS   |                        | DICKINSON WD 7                        | BINGHAMTON W S          |
| DICKINSON TWP (PART)   | BROOME      | CONS   |                        | DICKINSON TWP BIG BE WD 2             | BINGHAMTON W S          |
| DICKINSON TWP (PART)   | BROOME      | CONS   |                        | DICKINSON TWP UP FRT WD 3             | BINGHAMTON W S          |
| DICKINSON TWP (PART)   | BROOME      | CONS   |                        | DICKINSON TWP WD 6                    | BINGHAMTON W S          |
| DOBBS FERRY            | WESTCHESTER | CONS   |                        | NEW ROCHELLE WC (PART)                | NEW YORK CITY WS        |
| DRESDEN                | YATES       | CONS   |                        | DRESDEN                               | PENN YAN WS             |
| E GREENBUSH TWP (PART) | RENSSELAER  | CONS   |                        | EAST GREENBUSH GENERAL WD             | TROY WS                 |

COMMUNITIES SERVED FLUORIDATED DRINKING WATER,  
BY COUNTY AND WATER SYSTEM WITHIN STATE (AS OF 12/31/85)

## NEW YORK

| COMMUNITY              | COUNTY      | STATUS | FLUOR<br>START<br>DATE | SYSTEM SUPPLYING<br>FLUORIDATED WATER | SOURCE SYSTEM           |
|------------------------|-------------|--------|------------------------|---------------------------------------|-------------------------|
| EAST AURORA            | ERIE        | ADJ    | 4/59                   | EAST AURORA WS                        |                         |
| EAST BLOOMFIELD (PART) | ONTARIO     | CONS   |                        | EAST BLOOMFIELD WD 1                  | ONTARIO TWP WD          |
| EAST BLOOMFIELD (PART) | ONTARIO     | ADJ    | 1/82                   | EAST BLOOMFIELD                       |                         |
| EAST BLOOMFIELD (PART) | ONTARIO     | CONS   |                        | EAST BLOOMFIELD WD 2                  | ONTARIO TWP WD          |
| EAST ROCHESTER         | MONROE      | CONS   |                        | EAST ROCHESTER WS                     | MONROE CO WATER AUTH    |
| EAST SYRACUSE          | ONONDAGA    | ADJ    | 2/84                   | EAST SYRACUSE                         |                         |
| EASTCHESTER TWP (PART) | WESTCHESTER | CONS   |                        | NEW ROCHELLE WC (PART)                | NEW YORK CITY WS        |
| EDEN (PART)            | ERIE        | CONS   |                        | EDEN WD 1                             | ERIE CO WATER AUTHORITY |
| EDEN (PART)            | ERIE        | CONS   |                        | EDEN WD 2                             | ERIE CO WATER AUTHORITY |
| EDEN (PART)            | ERIE        | CONS   |                        | EDEN WD 3                             | ERIE CO WATER AUTHORITY |
| EDEN (PART)            | ERIE        | CONS   |                        | EDEN WD 4                             | ERIE CO WATER AUTHORITY |
| EDEN (PART)            | ERIE        | CONS   |                        | EDEN WD 5                             | ERIE CO WATER AUTHORITY |
| EDEN (PART)            | ERIE        | CONS   |                        | EDEN WD 6                             | ERIE CO WATER AUTHORITY |
| EDEN (PART)            | ERIE        | CONS   |                        | EDEN WD 7                             | ERIE CO WATER AUTHORITY |
| EDEN (PART)            | ERIE        | CONS   |                        | EDEN WD 8                             | ERIE CO WATER AUTHORITY |
| ELBA                   | GENESEE     | ADJ    | 12/83                  | ELBA                                  |                         |
| ELBRIDGE               | ONONDAGA    | CONS   |                        | ELBRIDGE                              | SYRACUSE WS             |
| ELBRIDGE TWP (PART)    | ONONDAGA    | CONS   |                        | HARTL CT WD                           | ONONDAGA CO WATER AUTH  |
| ELLCOTT TWP (PART)     | CHAUTAUQUA  | CONS   |                        | W ELLICOTT TWP WD1                    | JAMESTOWN WS            |
| ELLCOTT TWP (PART)     | CHAUTAUQUA  | CONS   |                        | ELLCOTT TWP WD 2                      | JAMESTOWN WS            |
| ELLCOTT TWP (PART)     | CHAUTAUQUA  | CONS   |                        | ELLCOTT TWP WD 3                      | JAMESTOWN WS            |
| ELMA TWP               | ERIE        | CONS   |                        | ELMA WD .1                            | ERIE CO WATER AUTHORITY |
| ELMIRA                 | CHEMUNG     | ADJ    | 2/53                   | ELMIRA WS                             |                         |
| ELMSFORD               | NEW YORK    | ADJ    | 9/65                   | NEW YORK CITY WS                      |                         |

COMMUNITIES SERVED FLUORIDATED DRINKING WATER,  
BY COUNTY AND WATER SYSTEM WITHIN STATE (AS OF 12/31/85)

## NEW YORK

| COMMUNITY             | COUNTY     | STATUS | FLUOR<br>START<br>DATE | SYSTEM SUPPLYING<br>FLUORIDATED WATER | SOURCE SYSTEM           |
|-----------------------|------------|--------|------------------------|---------------------------------------|-------------------------|
| ENDICOTT              | BROOME     | ADJ    | 3/70                   | ENDICOTT W S                          |                         |
| ENDWELL               | BROOME     | CONS   |                        | ENDWELL (T)                           | ENDICOTT W S            |
| EVANS TWP (PART)      | ERIE       | CONS   |                        | EVANS IMP AREA 1-HIGHLAND             | ERIE CO WATER AUTHORITY |
| EVANS TWP (PART)      | ERIE       | CONS   |                        | EVANS WD 2                            | ERIE CO WATER AUTHORITY |
| EVANS TWP (PART)      | ERIE       | CONS   |                        | EVANS WD 3                            | ERIE CO WATER AUTHORITY |
| EVANS TWP (PART)      | ERIE       | CONS   |                        | EVANS WD 4                            | ERIE CO WATER AUTHORITY |
| EVANS TWP (PART)      | ERIE       | CONS   |                        | EVANS WD 5                            | ERIE CO WATER AUTHORITY |
| FAIRPORT              | MONROE     | ADJ    | 2/57                   | FAIRPORT WS                           |                         |
| FALCONER (PART)       | CHAUTAUQUA | CONS   |                        | FALCONER                              | JAMESTOWN WS            |
| FARMINGTON TWP (PART) | ONTARIO    | CONS   |                        | NORTH FARMINGTON WD                   | ONTARIO TWP WD          |
| FARNHAM               | ERIE       | CONS   |                        | FARNHAM                               | ERIE CO WATER AUTHORITY |
| FAYETTEVILLE          | ONONDAGA   | ADJ    | 11/69                  | ONONDAGA CO WATER AUTH                |                         |
| FRANKFORT TWP (PART)  | ONEIDA     | CONS   |                        | FRANKFORT TWP WD 1                    | UTICA WS                |
| GAINES (PART)         | ORLEANS    | CONS   |                        | GAINES                                | ALBION WS               |
| GATES TWP (PART)      | MONROE     | CONS   |                        | MCWA-E & N GATES CONSOL WD            | MONROE CO WATER AUTH    |
| GATES TWP (PART)      | MONROE     | CONS   |                        | MCWA-BUFFALO ROAD WD                  | MONROE CO WATER AUTH    |
| GATES TWP (PART)      | MONROE     | CONS   |                        | MCWA-E GATES-SOWEST EXT WD            | MONROE CO WATER AUTH    |
| GATES TWP (PART)      | MONROE     | CONS   |                        | MCWA-GATES CONSOL WD 2                | MONROE CO WATER AUTH    |
| GATES TWP (PART)      | MONROE     | CONS   |                        | MCWA-PIXLEY ROAD WD                   | MONROE CO WATER AUTH    |
| GATES TWP (PART)      | MONROE     | CONS   |                        | MCWA-SOUTH GATES WD                   | MONROE CO WATER AUTH    |
| GATES TWP (PART)      | MONROE     | CONS   |                        | MCWA-WEST GATES WD                    | MONROE CO WATER AUTH    |
| GEDDES TWP (PART)     | ONONDAGA   | CONS   |                        | GEDDES WD'S                           | ONONDAGA CO WATER AUTH  |
| GEDDES TWP (PART)     | ONONDAGA   | CONS   |                        | LAKELAND WD                           | ONONDAGA CO WATER AUTH  |
| GENESEO               | LIVINGSTON | ADJ    | 9/60                   | GENESEO WS                            |                         |



COMMUNITIES SERVED FLUORIDATED DRINKING WATER,  
BY COUNTY AND WATER SYSTEM WITHIN STATE (AS OF 12/31/85)

## NEW YORK

| COMMUNITY               | COUNTY       | STATUS | FLUOR<br>START<br>DATE | SYSTEM SUPPLYING<br>FLUORIDATED WATER | SOURCE SYSTEM           |
|-------------------------|--------------|--------|------------------------|---------------------------------------|-------------------------|
| GENEVA TWP (PART)       | ONTARIO      | CONS   |                        | ACREHURST WC INC                      | ONTARIO TWP WD          |
| GENEVA TWP (PART)       | ONTARIO      | CONS   |                        | GENEVA TOWN WD 7                      | ONTARIO TWP WD          |
| GENEVA TWP (PART)       | ONTARIO      | CONS   |                        | GENEVA TOWN WD 1                      | ONTARIO TWP WD          |
| GENEVA TWP (PART)       | ONTARIO      | CONS   |                        | GENEVA TOWN WD 3                      | ONTARIO TWP WD          |
| GENEVA TWP (PART)       | ONTARIO      | CONS   |                        | GENEVA TOWN WD 4                      | ONTARIO TWP WD          |
| GENEVA TWP (PART)       | ONTARIO      | CONS   |                        | GENEVA TOWN WD 5                      | ONTARIO TWP WD          |
| GENEVA TWP (PART)       | ONTARIO      | CONS   |                        | GENEVA TOWN WD 6                      | ONTARIO TWP WD          |
| GEYSER CREST            | SARATOGA     | ADJ    | 11/84                  | GEYSER CREST                          |                         |
| GLOVERSVILLE            | FULTON       | ADJ    | 4/52                   | GLOVERSVILLE WS                       |                         |
| GOUVERNEUR              | ST. LAWRENCE | ADJ    | 7/68                   | GOUVERNEUR WS                         |                         |
| GOWANDA                 | CATTARAUGUS  | ADJ    | 6/74                   | GOWANDA WS                            |                         |
| GRAND ISLAND TWP (PART) | ERIE         | CONS   |                        | GRAND ISLAND WD 1                     | ERIE CO WATER AUTHORITY |
| GRAND ISLAND TWP (PART) | ERIE         | CONS   |                        | GRAND ISLAND WD 2                     | ERIE CO WATER AUTHORITY |
| GRAND ISLAND TWP (PART) | ERIE         | CONS   |                        | GRAND ISLAND WD 7                     | ERIE CO WATER AUTHORITY |
| GRAND ISLAND TWP (PART) | ERIE         | CONS   |                        | GRAND ISLAND WD 9                     | ERIE CO WATER AUTHORITY |
| GRAND ISLAND TWP (PART) | ERIE         | CONS   |                        | GRAND ISLAND WD 10                    | ERIE CO WATER AUTHORITY |
| GRAND ISLAND TWP (PART) | ERIE         | CONS   |                        | GRAND ISLAND WD 11                    | ERIE CO WATER AUTHORITY |
| GRAND ISLAND TWP (PART) | ERIE         | CONS   |                        | GRAND ISLAND WD 5                     | ERIE CO WATER AUTHORITY |
| GRAND ISLAND TWP (PART) | ERIE         | CONS   |                        | GRAND ISLAND WD 6                     | ERIE CO WATER AUTHORITY |
| GRAND ISLAND TWP (PART) | ERIE         | CONS   |                        | GRAND ISLAND WD 8                     | ERIE CO WATER AUTHORITY |
| GREECE TWP (PART)       | MONROE       | CONS   |                        | GREECE CONSOL WD-MCWA                 | MONROE CO WATER AUTH    |
| GREECE TWP (PART)       | MONROE       | CONS   |                        | LAKE SHORE WD-MCWA                    | MONROE CO WATER AUTH    |
| GREENBURGH TWP (PART)   | WESTCHESTER  | CONS   |                        | GREENBURGH TWP-D PK (PART)            | NEW ROCHELLE WC (PART)  |
| GREENBURGH TWP (PART)   | WESTCHESTER  | CONS   |                        | GREENBURGH TWP-D PK (PART)            | SCARSDALE WS            |

COMMUNITIES SERVED FLUORIDATED DRINKING WATER,  
BY COUNTY AND WATER SYSTEM WITHIN STATE (AS OF 12/31/85)

**NEW YORK**

| COMMUNITY      | COUNTY | STATUS | FLUOR<br>START<br>DATE | SYSTEM SUPPLYING<br>FLUORIDATED WATER | SOURCE SYSTEM           |
|----------------|--------|--------|------------------------|---------------------------------------|-------------------------|
| HAMBURG (PART) | ERIE   | CONS   |                        | ATHOL SPRINGS LOCKSLEY WD             | ERIE CO WATER AUTHORITY |
| HAMBURG (PART) | ERIE   | CONS   |                        | BAIN WD                               | ERIE CO WATER AUTHORITY |
| HAMBURG (PART) | ERIE   | CONS   |                        | BAYVIEW ROAD WD                       | ERIE CO WATER AUTHORITY |
| HAMBURG (PART) | ERIE   | CONS   |                        | BEACON HILL WD                        | ERIE CO WATER AUTHORITY |
| HAMBURG (PART) | ERIE   | CONS   |                        | BEEHOW DRIVE WD                       | ERIE CO WATER AUTHORITY |
| HAMBURG (PART) | ERIE   | CONS   |                        | BETHFORD LAKE WD                      | ERIE CO WATER AUTHORITY |
| HAMBURG (PART) | ERIE   | CONS   |                        | BIG TREE GARDEN WD                    | ERIE CO WATER AUTHORITY |
| HAMBURG (PART) | ERIE   | CONS   |                        | BONNIE LANE WD                        | ERIE CO WATER AUTHORITY |
| HAMBURG (PART) | ERIE   | CONS   |                        | CAMP ROAD LAKESHORE WD                | ERIE CO WATER AUTHORITY |
| HAMBURG (PART) | ERIE   | CONS   |                        | CHESTNUT RIDGE WD                     | ERIE CO WATER AUTHORITY |
| HAMBURG (PART) | ERIE   | CONS   |                        | CLARK STREET WD                       | ERIE CO WATER AUTHORITY |
| HAMBURG (PART) | ERIE   | CONS   |                        | CLOVER BANK WD                        | ERIE CO WATER AUTHORITY |
| HAMBURG (PART) | ERIE   | CONS   |                        | EAST FRONTIER DR WD                   | ERIE CO WATER AUTHORITY |
| HAMBURG (PART) | ERIE   | CONS   |                        | GLENDALE HEIGHTS WD                   | ERIE CO WATER AUTHORITY |
| HAMBURG (PART) | ERIE   | CONS   |                        | HAMBURG WD 1                          | ERIE CO WATER AUTHORITY |
| HAMBURG (PART) | ERIE   | CONS   |                        | HOLLYWOOD WD                          | ERIE CO WATER AUTHORITY |
| HAMBURG (PART) | ERIE   | CONS   |                        | KNOB LILLYDALE BENZ WD                | ERIE CO WATER AUTHORITY |
| HAMBURG (PART) | ERIE   | CONS   |                        | LEWIS DRIVE WD                        | ERIE CO WATER AUTHORITY |
| HAMBURG (PART) | ERIE   | CONS   |                        | LYTH WD                               | ERIE CO WATER AUTHORITY |
| HAMBURG (PART) | ERIE   | CONS   |                        | MCKINLEY WD 1                         | ERIE CO WATER AUTHORITY |
| HAMBURG (PART) | ERIE   | CONS   |                        | OCKLER CAMP ROAD WD                   | ERIE CO WATER AUTHORITY |
| HAMBURG (PART) | ERIE   | CONS   |                        | OLD LAKE VIEW ROAD WD                 | ERIE CO WATER AUTHORITY |
| HAMBURG (PART) | ERIE   | CONS   |                        | OSBORNE SAGAMORE HEIGHTS WD           | ERIE CO WATER AUTHORITY |
| HAMBURG (PART) | ERIE   | CONS   |                        | PARKER BIG TREE RD WD                 | ERIE CO WATER AUTHORITY |

COMMUNITIES SERVED FLUORIDATED DRINKING WATER,  
BY COUNTY AND WATER SYSTEM WITHIN STATE (AS OF 12/31/85)

## NEW YORK

| COMMUNITY           | COUNTY      | STATUS | FLUOR<br>START<br>DATE | SYSTEM SUPPLYING<br>FLUORIDATED WATER | SOURCE SYSTEM           |
|---------------------|-------------|--------|------------------------|---------------------------------------|-------------------------|
| HAMBURG (PART)      | ERIE        | CONS   |                        | PICTURE LAKE WD                       | ERIE CO WATER AUTHORITY |
| HAMBURG (PART)      | ERIE        | CONS   |                        | SALEM DRIVE WD                        | ERIE CO WATER AUTHORITY |
| HAMBURG (PART)      | ERIE        | CONS   |                        | SHORE HEIGHTS WD                      | ERIE CO WATER AUTHORITY |
| HAMBURG (PART)      | ERIE        | CONS   |                        | SOUTH TOWN WD                         | ERIE CO WATER AUTHORITY |
| HAMBURG (PART)      | ERIE        | CONS   |                        | STALEY DR WD                          | ERIE CO WATER AUTHORITY |
| HAMBURG (PART)      | ERIE        | CONS   |                        | THRUWAY WD                            | ERIE CO WATER AUTHORITY |
| HAMBURG (PART)      | ERIE        | CONS   |                        | VAIL WD                               | ERIE CO WATER AUTHORITY |
| HAMBURG (PART)      | ERIE        | CONS   |                        | WINDOVER WTR DIST                     | ERIE CO WATER AUTHORITY |
| HAMBURG (PART)      | ERIE        | CONS   |                        | WOODLAWN WD                           | ERIE CO WATER AUTHORITY |
| HAMBURG TWP (PART)  | ERIE        | CONS   |                        | ABBOTT HIGHLAND WD-HAMBURG            | ERIE CO WATER AUTHORITY |
| HAMBURG TWP (PART)  | ERIE        | CONS   |                        | CENTRAL HAMBURG WD                    | ERIE CO WATER AUTHORITY |
| HAMBURG TWP (PART)  | ERIE        | CONS   |                        | MEADOWBROOK-GREENFIELD WD             | ERIE CO WATER AUTHORITY |
| HAMBURG TWP (PART)  | ERIE        | CONS   |                        | HAMBURG WD 2                          | ERIE CO WATER AUTHORITY |
| HAMILTON            | MADISON     | ADJ    | 5/69                   | HAMILTON WS                           |                         |
| HAMLIN (PART)       | MONROE      | CONS   |                        | HAMLIN CONSOLIDATED WD                | MONROE CO WATER AUTH    |
| HAMLIN TWP (PART)   | MONROE      | CONS   |                        | TERRA BUONA WD                        | MONROE CO WATER AUTH    |
| HARTLAND TWP (PART) | NIAGARA     | CONS   |                        | HARTLAND WD                           | NIAGARA CO WD           |
| HASTINGS-ON-HUDSON  | WESTCHESTER | CONS   |                        | NEW ROCHELLE WC (PART)                | NEW YORK CITY WS        |
| HAWTHORNE           | NEW YORK    | ADJ    | 9/65                   | NEW YORK CITY WS                      |                         |
| HENRIETTA TWP       | MONROE      | CONS   |                        | HENRIETTA WD 1                        | MONROE CO WATER AUTH    |
| HIGHLAND            | ULSTER      | ADJ    | 5/54                   | HIGHLAND WD                           |                         |
| HIGHLAND FALLS      | ORANGE      | ADJ    | 1/72                   | HIGHLAND FALLS WS                     |                         |
| HILTON              | MONROE      | CONS   |                        | HILTON WS                             | MONROE CO WATER AUTH    |
| HOLCOMB             | ONTARIO     | ADJ    | 12/70                  | HOLCOMB WS                            |                         |

COMMUNITIES SERVED FLUORIDATED DRINKING WATER,  
BY COUNTY AND WATER SYSTEM WITHIN STATE (AS OF 12/31/85)

NEW YORK

| COMMUNITY              | COUNTY     | STATUS | FLUOR<br>START<br>DATE | SYSTEM SUPPLYING<br>FLUORIDATED WATER | SOURCE SYSTEM          |
|------------------------|------------|--------|------------------------|---------------------------------------|------------------------|
| HOLLAND PATENT         | ONEIDA     | CONS   |                        | HOLLAND PATENT                        | UTICA WS               |
| HOMER                  | CORTLAND   | ADJ    | 1/79                   | HOMER WS                              |                        |
| HONEOYE FALLS          | MONROE     | CONS   |                        | HONEOYE FALLS                         | MONROE CO WATER AUTH   |
| HOOSICK FALLS          | RENSSELAER | ADJ    | 9/52                   | HOOSICK FALLS WS                      |                        |
| HOPEWELL TWP (PART)    | ONTARIO    | CONS   |                        | HOPEWELL WD 1                         | ONTARIO TWP WD         |
| HOPEWELL TWP (PART)    | ONTARIO    | CONS   |                        | HOPEWELL WD 2                         | ONTARIO TWP WD         |
| HORSEHEADS             | CHEMUNG    | ADJ    | 2/59                   | HORSEHEADS WS                         |                        |
| HORSEHEADS TWP (PART)  | CHEMUNG    | CONS   |                        | HORSEHEADS TOWN WD 2                  | HORSEHEADS WS          |
| HORSEHEADS TWP (PART)  | CHEMUNG    | CONS   |                        | HORSEHEADS TOWN WD 6                  | HORSEHEADS WS          |
| HORSEHEADS TWP (PART)  | CHEMUNG    | CONS   |                        | HORSEHEADS TOWN WD 7                  | HORSEHEADS WS          |
| HORSEHEADS TWP (PART)  | CHEMUNG    | CONS   |                        | HORSEHEADS(T) TOWN WD 9               | HORSEHEADS WS          |
| HUDSON FALLS           | WASHINGTON | ADJ    | 10/62                  | HUDSON FALLS WS                       |                        |
| IRONDEQUOIT TWP (PART) | MONROE     | CONS   |                        | IRONDEQUOIT TWP-WD                    | MONROE CO WATER AUTH   |
| IRONDEQUOIT TWP (PART) | MONROE     | CONS   |                        | MCWA-CULVER RD ORCHARDS WD            | MONROE CO WATER AUTH   |
| IRONDEQUOIT TWP (PART) | MONROE     | CONS   |                        | MCWA-FAIRVIEW WD                      | MONROE CO WATER AUTH   |
| IRONDEQUOIT TWP (PART) | MONROE     | CONS   |                        | MCWA-FRUITDALE WD                     | MONROE CO WATER AUTH   |
| IRONDEQUOIT TWP (PART) | MONROE     | CONS   |                        | MCWA-NORTH GOODMAN WD                 | MONROE CO WATER AUTH   |
| IRONDEQUOIT TWP (PART) | MONROE     | CONS   |                        | MCWA-ST PAUL WD                       | MONROE CO WATER AUTH   |
| IRONDEQUOIT TWP (PART) | MONROE     | CONS   |                        | MCWA-SUMMERVILLE WD                   | MONROE CO WATER AUTH   |
| IRONDEQUOIT TWP (PART) | MONROE     | CONS   |                        | MCWA-WINFIELD ROAD WD                 | MONROE CO WATER AUTH   |
| IRONDEQUOIT TWP (PART) | MONROE     | CONS   |                        | MCWA-HELENDALE WD                     | MONROE CO WATER AUTH   |
| IRONDEQUOIT TWP (PART) | MONROE     | CONS   |                        | MCWA-LAKECREST WD                     | MONROE CO WATER AUTH   |
| JAMESTOWN              | CHAUTAUQUA | ADJ    | 6/63                   | JAMESTOWN WS                          |                        |
| JORDAN                 | ONONDAGA   | CONS   |                        | JORDAN                                | ONONDAGA CO WATER AUTH |

COMMUNITIES SERVED FLUORIDATED DRINKING WATER,  
BY COUNTY AND WATER SYSTEM WITHIN STATE (AS OF 12/31/85)

**NEW YORK**

| COMMUNITY            | COUNTY      | STATUS | FLUOR<br>START<br>DATE | SYSTEM SUPPLYING<br>FLUORIDATED WATER | SOURCE SYSTEM           |
|----------------------|-------------|--------|------------------------|---------------------------------------|-------------------------|
| KENMORE              | ERIE        | CONS   |                        | KENMORE                               | ERIE CO WATER AUTHORITY |
| KIRKLAND TWP (PART)  | ONEIDA      | CONS   |                        | KIRKLAND WD 4                         | UTICA WS                |
| KIRKLAND TWP (PART)  | ONEIDA      | CONS   |                        | CLINTON MANOR WD                      | UTICA WS                |
| KIRKLAND TWP (PART)  | ONEIDA      | CONS   |                        | KIRKLAND WD 3                         | UTICA WS                |
| KIRKLAND TWP (PART)  | ONEIDA      | CONS   |                        | KIRKLAND WD 5                         | UTICA WS                |
| KIRKLAND TWP (PART)  | ONEIDA      | CONS   |                        | KIRKLAND WD 2                         | UTICA WS                |
| KIRKLAND TWP (PART)  | ONEIDA      | CONS   |                        | UNIVERSITY MANOR WD                   | UTICA WS                |
| LACKAWANNA (PART)    | ERIE        | CONS   |                        | LACKAWANNA CITY                       | ERIE CO WATER AUTHORITY |
| LAKEVIEW (PART)      | ERIE        | CONS   |                        | LAKEVIEW WD                           | ERIE CO WATER AUTHORITY |
| LAKEWOOD             | CHAUTAUQUA  | CONS   |                        | LAKEWOOD                              | JAMESTOWN WS            |
| LANCASTER (PART)     | ERIE        | CONS   |                        | LANCASTER                             | ERIE CO WATER AUTHORITY |
| LANCASTER TWP (PART) | ERIE        | CONS   |                        | BOWMANVILLE WD                        | ERIE CO WATER AUTHORITY |
| LANCASTER TWP (PART) | ERIE        | CONS   |                        | LANCASTER WD 1                        | ERIE CO WATER AUTHORITY |
| LANCASTER TWP (PART) | ERIE        | CONS   |                        | LANCASTER WD 2                        | ERIE CO WATER AUTHORITY |
| LANCASTER TWP (PART) | ERIE        | CONS   |                        | LANCASTER WD 3                        | ERIE CO WATER AUTHORITY |
| LANCASTER TWP (PART) | ERIE        | CONS   |                        | LANCASTER WD 4                        | ERIE CO WATER AUTHORITY |
| LANCASTER TWP (PART) | ERIE        | CONS   |                        | LANCASTER WD 5                        | ERIE CO WATER AUTHORITY |
| LANCASTER TWP (PART) | ERIE        | CONS   |                        | LANCASTER WD 6                        | ERIE CO WATER AUTHORITY |
| LANCASTER TWP (PART) | ERIE        | CONS   |                        | LANCASTER WD 7                        | ERIE CO WATER AUTHORITY |
| LANCASTER TWP (PART) | ERIE        | CONS   |                        | LANCASTER WD 8                        | ERIE CO WATER AUTHORITY |
| LARCHMONT            | WESTCHESTER | ADJ    | 2/53                   | LARCHMONT WS                          |                         |
| LEE TWP (PART)       | ONEIDA      | CONS   |                        | LEE WD                                | UTICA WS                |
| LEROY                | GENESEE     | ADJ    | 6/70                   | LEROY WS                              |                         |
| LEVITTOWN (PART)     | NASSAU      | ADJ    | 1/54                   | LEVITTOWN WS                          |                         |

COMMUNITIES SERVED FLUORIDATED DRINKING WATER,  
BY COUNTY AND WATER SYSTEM WITHIN STATE (AS OF 12/31/85)

## NEW YORK

| COMMUNITY             | COUNTY       | STATUS | FLUOR<br>START<br>DATE | SYSTEM SUPPLYING<br>FLUORIDATED WATER | SOURCE SYSTEM          |
|-----------------------|--------------|--------|------------------------|---------------------------------------|------------------------|
| LEWISTOWN (PART)      | NIAGARA      | CONS   |                        | LEWISTOWN VILLAGE                     | NIAGARA CO WD          |
| LEWISTOWN TWP (PART)  | NIAGARA      | CONS   |                        | LEWISTON WIR IMPROVEMENT AREA         | NIAGARA CO WD          |
| LIMA                  | LIVINGSTON   | ADJ    | 1/84                   | LIMA                                  |                        |
| LIVERPOOL             | ONONDAGA     | CONS   |                        | LIVERPOOL                             | ONONDAGA CO WATER AUTH |
| LIVONIA               | LIVINGSTON   | ADJ    | 9/82                   | LIVONIA (MONROE CO WA)                |                        |
| LOCKPORT              | NIAGARA      | ADJ    | 1/59                   | LOCKPORT WS                           |                        |
| LYNDONVILLE           | ORLEANS      | ADJ    | 5/82                   | LYNDONVILLE                           |                        |
| LYONS                 | WAYNE        | ADJ    | 3/78                   | LYONS WS                              |                        |
| LYONS TWP (PART)      | WAYNE        | CONS   |                        | LYONS TWP WD-CRISTM WD                | LYONS WS               |
| LYSANDER TWP (PART)   | ONONDAGA     | CONS   |                        | WEST PHOENIX WD                       | ONONDAGA CO WATER AUTH |
| MACEDON TWP (PART)    | STEBEN       | ADJ    | 8/82                   | MACEDON TWP WD 2                      |                        |
| MACEDON TWP (PART)    | WAYNE        | CONS   |                        | MACEDON TWP-CONSOL WD (PART)          | PAINTED POST WS        |
| MACEDON TWP (PART)    | WAYNE        | CONS   |                        | MACEDON TWP-CONSOL WD (PART)          | WEBSTER WS             |
| MAMARONECK TWP        | WESTCHESTER  | CONS   |                        | WESTCHESTER JT WW 1                   | NEW YORK CITY WS       |
| MANCHESTER (PART)     | ONTARIO      | ADJ    | 8/82                   | MANCHESTER                            |                        |
| MANCHESTER TWP (PART) | ONTARIO      | CONS   |                        | PORT GIBSON WD                        | ONTARIO TWP WD         |
| MANLIUS               | ONONDAGA     | ADJ    | 11/69                  | ONONDAGA CO WATER AUTH                |                        |
| MANLIUS TWP           | ONONDAGA     | ADJ    | 11/69                  | ONONDAGA CO WATER AUTH                |                        |
| MARATHON              | CORTLAND     | ADJ    | 8/82                   | MARATHON                              |                        |
| MARCY                 | ONEIDA       | CONS   |                        | MARCY WIR IMPROVEMENT AREA            | UTICA WS               |
| MASSENA               | ST. LAWRENCE | ADJ    | 5/65                   | MASSENA WS                            |                        |
| MASSENA TWP           | ST. LAWRENCE | ADJ    | 5/65                   | MASSENA WS                            |                        |
| MCKOWNVILLE           | ALBANY       | CONS   |                        | MCKOWNVILLE                           | WESTMERE WD            |
| MEDINA                | ORLEANS      | CONS   |                        | MEDINA                                | NIAGARA CO WD          |

COMMUNITIES SERVED FLUORIDATED DRINKING WATER,  
BY COUNTY AND WATER SYSTEM WITHIN STATE (AS OF 12/31/85)

## NEW YORK

| COMMUNITY               | COUNTY       | STATUS | FLUOR<br>START<br>DATE | SYSTEM SUPPLYING<br>FLUORIDATED WATER | SOURCE SYSTEM           |
|-------------------------|--------------|--------|------------------------|---------------------------------------|-------------------------|
| MENANDS                 | ALBANY       | ADJ    | 1/67                   | MENANDS WS                            |                         |
| MENDON TWP (PART)       | MONROE       | CONS   |                        | MCWA-MENDON WD                        | MONROE CO WATER AUTH    |
| MIDDLEBURGH             | SCHOHARIE    | ADJ    | 5/84                   | MIDDLEBURGH                           |                         |
| MIDDLEPORT              | NIAGARA      | CONS   |                        | MIDDLEPORT                            | NIAGARA CO WD           |
| MINOA                   | ONONDAGA     | CONS   |                        | MINOA                                 | ONONDAGA CO WATER AUTH  |
| MONTICELLO              | SULLIVAN     | ADJ    | 1/57                   | MONTICELLO WS                         |                         |
| MORRISONVILLE (PART)    | CLINTON      | ADJ    | 12/82                  | MORRISONVILLE WD                      |                         |
| MORRISTOWN              | ST. LAWRENCE | ADJ    | 8/67                   | MORRISTOWN WS                         |                         |
| MORRISVILLE             | CLINTON      | ADJ    | 11/84                  | MORRISVILLE                           |                         |
| MOUNT VERNON (PART)     | NEW YORK     | ADJ    | 9/65                   | NEW YORK CITY WS                      |                         |
| MOUNT VERNON (PART)     | ERIE         | CONS   |                        | MOUNT VERNON WD                       | ERIE CO WATER AUTHORITY |
| N GREENBUSH TWP (PART)  | RENSSELAER   | CONS   |                        | NORTH GREENBUSH WD 1                  | TROY WS                 |
| N GREENBUSH TWP (PART)  | RENSSELAER   | CONS   |                        | NORTH GREENBUSH WD 3                  | TROY WS                 |
| NAPLES                  | ONTARIO      | ADJ    | 5/83                   | NAPLES                                |                         |
| NEW HARTFORD            | ONEIDA       | CONS   |                        | NEW HARTFORD                          | UTICA WS                |
| NEW HARTFORD TWP (PART) | ONEIDA       | CONS   |                        | NEW HARTFORD IMPROV DIST              | UTICA WS                |
| NEW HEMPSTEAD TWP       | NASSAU       | ADJ    | 3/52                   | CARLE PLACE W D                       |                         |
| NEW ROCHELLE (PART)     | WESTCHESTER  | CONS   |                        | NEW ROCHELLE WC (PART)                | NEW YORK CITY WS        |
| NEW ROCHELLE (PART)     | WESTCHESTER  | CONS   |                        | NEW ROCHELLE WC (PART)                | SCARSDALE WS            |
| NEW ROCHELLE (PART)     | WESTCHESTER  | CONS   |                        | NEW ROCHELLE WC (PART)                | WESTCHESTER JT WW 1     |
| NEW WINDSOR TWP (PART)  | ORANGE       | CONS   |                        | NEW WINDSOR TWP-CONS WD               | NEWBURG WS              |
| NEW YORK CITY           | NEW YORK     | ADJ    | 9/65                   | NEW YORK CITY WS                      |                         |
| NEW YORK MILLS          | ONEIDA       | CONS   |                        | NEW YORK MILLS                        | UTICA WS                |
| NEWARK                  | WAYNE        | ADJ    | 2/61                   | NEWARK WS                             |                         |

COMMUNITIES SERVED FLUORIDATED DRINKING WATER,  
BY COUNTY AND WATER SYSTEM WITHIN STATE (AS OF 12/31/85)

# NEW YORK

| COMMUNITY            | COUNTY       | STATUS | FLUOR<br>START<br>DATE | SYSTEM SUPPLYING<br>FLUORIDATED WATER | SOURCE SYSTEM        |
|----------------------|--------------|--------|------------------------|---------------------------------------|----------------------|
| NEWBURGH (PART)      | ORANGE       | CONS   |                        | NEWBURGH CITY                         | NEWBURG WS           |
| NEWBURGH TWP (PART)  | ORANGE       | ADJ    | 5/84                   | NEWBURGH                              |                      |
| NEWBURGH TWP (PART)  | ORANGE       | ADJ    | 5/45                   | NEWBURG WS                            |                      |
| NIAGARA (PART)       | NIAGARA      | CONS   |                        | NIAGARA WTR IMPROVEMENT AREA          | NIAGARA CO WD        |
| NIAGARA FALLS        | NIAGARA      | CONS   |                        | NIAGARA FALLS WS                      | NIAGARA CO WD        |
| NISKAYUNA            | SCHENECTADY  | ADJ    | 7/79                   | NISKAYUNA W S                         |                      |
| NISKAYUNA TWP (PART) | SCHENECTADY  | CONS   |                        | NISKAYUNA TWP WD 1                    | SCHENECTADY WS       |
| NISKAYUNA TWP (PART) | SCHENECTADY  | CONS   |                        | NISKAYUNA TWP WD 2                    | SCHENECTADY WS       |
| NISKAYUNA TWP (PART) | SCHENECTADY  | CONS   |                        | NISKAYUNA TWP WD 3                    | SCHENECTADY WS       |
| NISKAYUNA TWP (PART) | SCHENECTADY  | CONS   |                        | NISKAYUNA TWP WD 6                    | SCHENECTADY WS       |
| NISKAYUNA TWP (PART) | SCHENECTADY  | CONS   |                        | NISKAYUNA TWP WD 7                    | SCHENECTADY WS       |
| NISKAYUNA TWP (PART) | SCHENECTADY  | CONS   |                        | NISKAYUNA TWP WD 8                    | SCHENECTADY WS       |
| NORTH SYRACUSE       | ONONDAGA     | ADJ    | 11/69                  | ONONDAGA CO WATER AUTH                |                      |
| NORTH TONAWANDA      | NIAGARA      | ADJ    | 1/61                   | NORTH TONAWANDA WS                    |                      |
| NORWICH              | CHENANGO     | ADJ    | 3/75                   | NORWICH WS                            |                      |
| NORWOOD              | ST LAWRENCE  | ADJ    | 12/82                  | NORWOOD                               |                      |
| OAKFIELD             | GENESEE      | ADJ    | 9/83                   | OAKFIELD                              |                      |
| OGDEN TWP (PART)     | MONROE       | CONS   |                        | MCWA-OGDEN WD 1                       | MONROE CO WATER AUTH |
| OGDEN TWP (PART)     | MONROE       | CONS   |                        | MCWA-ROLLING ACRES                    | MONROE CO WATER AUTH |
| OGDEN TWP (PART)     | MONROE       | CONS   |                        | MCWA-EAST WTR DIST                    | MONROE CO WATER AUTH |
| OGDEN TWP (PART)     | MONROE       | CONS   |                        | MCWA-SOUTHEAST WD                     | MONROE CO WATER AUTH |
| OGDENSBURG           | ST. LAWRENCE | ADJ    | 12/68                  | OGDENSBURG WS                         |                      |
| OLD FORGE WD         | HERKIMER     | ADJ    | 8/83                   | OLD FORGE WD                          |                      |
| OLEAN                | CATTARAUGUS  | ADJ    | 11/51                  | OLEAN WS                              |                      |



COMMUNITIES SERVED FLUORIDATED DRINKING WATER,  
BY COUNTY AND WATER SYSTEM WITHIN STATE (AS OF 12/31/85)

## NEW YORK

| COMMUNITY               | COUNTY   | STATUS | FLUOR<br>START<br>DATE | SYSTEM SUPPLYING<br>FLUORIDATED WATER | SOURCE SYSTEM           |
|-------------------------|----------|--------|------------------------|---------------------------------------|-------------------------|
| ONEONTA                 | OTSEGO   | ADJ    | 6/58                   | ONEONTA WS                            |                         |
| ONONDAGA TWP            | ONONDAGA | ADJ    | 11/69                  | ONONDAGA CO WATER AUTH                |                         |
| ONTARIO TWP (PART)      | WAYNE    | ADJ    | 6/72                   | ONTARIO TWP WD                        |                         |
| ORCHARD PARK (PART)     | ERIE     | CONS   |                        | EAST HAMBURG WD 1                     | ERIE CO WATER AUTHORITY |
| ORCHARD PARK TWP (PART) | ERIE     | CONS   |                        | ORCHARD PARK WS                       | ERIE CO WATER AUTHORITY |
| ORCHARD PARK TWP (PART) | ERIE     | CONS   |                        | ORCHARD PARK WD 18                    | ERIE CO WATER AUTHORITY |
| ORCHARD PARK TWP (PART) | ERIE     | CONS   |                        | ORCHARD PARK WD 10                    | ERIE CO WATER AUTHORITY |
| ORCHARD PARK TWP (PART) | ERIE     | CONS   |                        | ORCHARD PARK WD 11                    | ERIE CO WATER AUTHORITY |
| ORCHARD PARK TWP (PART) | ERIE     | CONS   |                        | ORCHARD PARK WD 13                    | ERIE CO WATER AUTHORITY |
| ORCHARD PARK TWP (PART) | ERIE     | CONS   |                        | ORCHARD PARK WD 15                    | ERIE CO WATER AUTHORITY |
| ORCHARD PARK TWP (PART) | ERIE     | CONS   |                        | ORCHARD PARK WD 17                    | ERIE CO WATER AUTHORITY |
| ORCHARD PARK TWP (PART) | ERIE     | CONS   |                        | ORCHARD PARK WD 19                    | ERIE CO WATER AUTHORITY |
| ORCHARD PARK TWP (PART) | ERIE     | CONS   |                        | ORCHARD PARK WD 2                     | ERIE CO WATER AUTHORITY |
| ORCHARD PARK TWP (PART) | ERIE     | CONS   |                        | ORCHARD PARK WD 3                     | ERIE CO WATER AUTHORITY |
| ORCHARD PARK TWP (PART) | ERIE     | CONS   |                        | ORCHARD PARK WD 4                     | ERIE CO WATER AUTHORITY |
| ORCHARD PARK TWP (PART) | ERIE     | CONS   |                        | ORCHARD PARK WD 5                     | ERIE CO WATER AUTHORITY |
| ORCHARD PARK TWP (PART) | ERIE     | CONS   |                        | ORCHARD PARK WD 7                     | ERIE CO WATER AUTHORITY |
| ORCHARD PARK TWP (PART) | ERIE     | CONS   |                        | ORCHARD PARK WD 8                     | ERIE CO WATER AUTHORITY |
| ORCHARD PARK TWP (PART) | ERIE     | CONS   |                        | ORCHARD PARK WD 9                     | ERIE CO WATER AUTHORITY |
| ORCHARD PARK TWP (PART) | ERIE     | CONS   |                        | WEBSTER CORNERS WD                    | ERIE CO WATER AUTHORITY |
| ORCHARD PARK TWP (PART) | ERIE     | CONS   |                        | WINDHAM ABBOTT RD WD                  | ERIE CO WATER AUTHORITY |
| ORISKANY                | ONEIDA   | CONS   |                        | ORISKANY                              | UTICA WS                |
| OSWEGO                  | OSWEGO   | ADJ    | 5/60                   | OSWEGO WS                             |                         |
| OSWEGO TWP (PART)       | OSWEGO   | CONS   |                        | OSWEGO TWP-FRT VALLEY WD              | OSWEGO WS               |

COMMUNITIES SERVED FLUORIDATED DRINKING WATER,  
BY COUNTY AND WATER SYSTEM WITHIN STATE (AS OF 12/31/85)

# NEW YORK

| COMMUNITY          | COUNTY      | STATUS | FLUOR<br>START<br>DATE | SYSTEM SUPPLYING<br>FLUORIDATED WATER | SOURCE SYSTEM          |
|--------------------|-------------|--------|------------------------|---------------------------------------|------------------------|
| OSWEGO TWP (PART)  | OSWEGO      | CONS   |                        | OSWEGO TWP-MINETTO WD                 | OSWEGO WS              |
| OSWEGO TWP (PART)  | OSWEGO      | CONS   |                        | OSWEGO TWP-OSWEGO CTR WD              | OSWEGO WS              |
| OSWEGO TWP (PART)  | TIOGA       | ADJ    | 5/65                   | OSWEGO WD 2                           |                        |
| PAINTED POST       | STEBEN      | ADJ    | 2/76                   | PAINTED POST WS                       |                        |
| PALATINE BRIDGE    | MONTCOMERY  | ADJ    | 2/83                   | PALATINE BRIDGE                       |                        |
| PALMYRA            | WAYNE       | ADJ    | 3/58                   | PALMYRA WS                            |                        |
| PALMYRA TWP (PART) | WAYNE       | CONS   |                        | PALMYRA TWP NORTH WD                  | PALMYRA WS             |
| PALMYRA TWP (PART) | WAYNE       | CONS   |                        | PALMYRA TWP SOUTH WD                  | PALMYRA WS             |
| PARIS TWP (PART)   | ONEIDA      | CONS   |                        | GRIDLEY AVE DEVELOPMENT               | UTICA WS               |
| PARIS TWP (PART)   | ONEIDA      | CONS   |                        | HILLCREST WD                          | UTICA WS               |
| PARMA TWP (PART)   | MONROE      | CONS   |                        | MCWA-COLLAMER RD WD                   | HILTON WS              |
| PARMA TWP (PART)   | MONROE      | CONS   |                        | MCWA-FERGUSON DR WD                   | MONROE CO WATER AUTH   |
| PARMA TWP (PART)   | MONROE      | CONS   |                        | MCWA-HUFFER RD & ZELLWEGER            | MONROE CO WATER AUTH   |
| PARMA TWP (PART)   | MONROE      | CONS   |                        | MCWA-COLLAMER RD WD                   | MONROE CO WATER AUTH   |
| PARMA TWP (PART)   | MONROE      | CONS   |                        | MCWA-LAKE SHORE W BEACH WD            | MONROE CO WATER AUTH   |
| PARMA TWP (PART)   | MONROE      | CONS   |                        | MCWA-PARMA CENTER WD                  | MONROE CO WATER AUTH   |
| PARMA TWP (PART)   | MONROE      | CONS   |                        | MCWA-PARMA NORTH WD                   | MONROE CO WATER AUTH   |
| PARMA TWP (PART)   | MONROE      | CONS   |                        | MCWA-PARMA RIDGE RD WD                | MONROE CO WATER AUTH   |
| PARMA TWP (PART)   | MONROE      | CONS   |                        | MCWA-TRIMMER-RIDGE WD                 | MONROE CO WATER AUTH   |
| PARMA TWP (PART)   | MONROE      | CONS   |                        | MCWA-MANITOU RD WD                    | MONROE CO WATER AUTH   |
| PARMA TWP (PART)   | MONROE      | CONS   |                        | MCWA-PARMA SOUTH WD                   | MONROE CO WATER AUTH   |
| PAVILION (PART)    | GENESEE     | ADJ    | 4/83                   | PAVILION                              |                        |
| PELHAM (PART)      | WESTCHESTER | CONS   |                        | PELHAM                                | NEW ROCHELLE WC (PART) |
| PELHAM MANOR       | WESTCHESTER | CONS   |                        | NEW ROCHELLE WC (PART)                | NEW YORK CITY WS       |

COMMUNITIES SERVED FLUORIDATED DRINKING WATER,  
BY COUNTY AND WATER SYSTEM WITHIN STATE (AS OF 12/31/85)

## NEW YORK

| COMMUNITY              | COUNTY      | STATUS | FLUOR<br>START<br>DATE | SYSTEM SUPPLYING<br>FLUORIDATED WATER | SOURCE SYSTEM        |
|------------------------|-------------|--------|------------------------|---------------------------------------|----------------------|
| PENDLETON TWP          | NIAGARA     | CONS   |                        | PENDLETON TWP WD                      | NIAGARA CO WD        |
| PENFIELD               | MONROE      | CONS   |                        | CREEK STREET WD                       | MONROE CO WATER AUTH |
| PENFIELD TWP (PART)    | MONROE      | CONS   |                        | PENFIELD WD                           | MONROE CO WATER AUTH |
| PENFIELD TWP (PART)    | MONROE      | CONS   |                        | MCWA-STATE JACKSON WD                 | MONROE CO WATER AUTH |
| PENN YAN               | YATES       | ADJ    | 2/53                   | PENN YAN WS                           |                      |
| PERINTON TWP (PART)    | MONROE      | CONS   |                        | PERINTON TWP                          | MONROE CO WATER AUTH |
| PERRY                  | WYOMING     | ADJ    | 12/58                  | PERRY WS                              |                      |
| PERRY TWP (PART)       | WYOMING     | CONS   |                        | PERRY TWP-PERRY CTR WD                | PERRY WS             |
| PHELPS TWP (PART)      | ONTARIO     | CONS   |                        | PHELPS                                | ONTARIO TWP WD       |
| PHELPS TWP (PART)      | ONTARIO     | CONS   |                        | MARBLETOWN-WHITE RD WD                | ONTARIO TWP WD       |
| PITTSFORD TWP (PART)   | MONROE      | CONS   |                        | PITTSFORD WS                          | MONROE CO WATER AUTH |
| PITTSFORD TWP (PART)   | MONROE      | CONS   |                        | MCWA-EAST AVE WD                      | MONROE CO WATER AUTH |
| PITTSFORD TWP (PART)   | MONROE      | CONS   |                        | MCWA-EAST WD                          | MONROE CO WATER AUTH |
| PITTSFORD TWP (PART)   | MONROE      | CONS   |                        | MCWA-FRENCH RD WD                     | MONROE CO WATER AUTH |
| PITTSFORD TWP (PART)   | MONROE      | CONS   |                        | MCWA-KNOLLWOOD WD                     | MONROE CO WATER AUTH |
| PITTSFORD TWP (PART)   | MONROE      | CONS   |                        | MCWA-LINDEN AVE WD                    | MONROE CO WATER AUTH |
| PITTSFORD TWP (PART)   | MONROE      | CONS   |                        | MCWA-LONG MEADOW-FOREST PK WD         | MONROE CO WATER AUTH |
| PITTSFORD TWP (PART)   | MONROE      | CONS   |                        | MCWA-PALMYRA RD WD                    | MONROE CO WATER AUTH |
| PITTSFORD TWP (PART)   | MONROE      | CONS   |                        | MCWA-SO PITTSFORD WD 1                | MONROE CO WATER AUTH |
| PITTSFORD TWP (PART)   | MONROE      | CONS   |                        | MCWA-SO PITTSFORD WD 2                | MONROE CO WATER AUTH |
| PLATTSBURGH            | CLINTON     | ADJ    | 10/53                  | PLATTSBURGH WS                        |                      |
| PLATTSBURGH TWP (PART) | CLINTON     | CONS   |                        | PLATTSBURGH TWP-B PT WD               | PLATTSBURGH WS       |
| PLATTSBURGH TWP (PART) | CLINTON     | CONS   |                        | PLATTSBURGH TWP-IM WD                 | PLATTSBURGH WS       |
| PLEASANTVILLE          | WESTCHESTER | ADJ    | 6/55                   | PLEASANTVILLE WS                      |                      |

COMMUNITIES SERVED FLUORIDATED DRINKING WATER,  
BY COUNTY AND WATER SYSTEM WITHIN STATE (AS OF 12/31/85)

## NEW YORK

| COMMUNITY            | COUNTY       | STATUS | FLUOR<br>START<br>DATE | SYSTEM SUPPLYING<br>FLUORIDATED WATER | SOURCE SYSTEM          |
|----------------------|--------------|--------|------------------------|---------------------------------------|------------------------|
| PORT CHESTER         | WESTCHESTER  | CONS   |                        | PORT CHESTER WW INC                   | GREENWICH WATER CO, CT |
| PORT DICKINSON       | BROOME       | CONS   |                        | PORT DICKINSON (V)                    | BINGHAMTON W S         |
| PORTER TWP (PART)    | NIAGARA      | CONS   |                        | RANSOMVILLE EXTENSION #3 WD           | NIAGARA CO WD          |
| PORTER TWP (PART)    | NIAGARA      | CONS   |                        | PORTER WD 1                           | NIAGARA CO WD          |
| PORTER TWP (PART)    | NIAGARA      | CONS   |                        | PORTER WD 2                           | NIAGARA CO WD          |
| PORTVILLE            | CATTARAUGUS  | ADJ    | 10/72                  | PORTVILLE WS                          |                        |
| POTSDAM              | ST. LAWRENCE | ADJ    | 4/67                   | POTSDAM WS                            |                        |
| POUGHKEEPSIE         | DUTCHESS     | ADJ    | 10/52                  | POUGHKEEPSIE WS                       |                        |
| RAVENA               | ALBANY       | ADJ    | 11/68                  | RAVENA WS                             |                        |
| REMPSEN              | ONEIDA       | ADJ    | 7/84                   | REMPSEN                               |                        |
| RENSSELAER           | RENSSELAER   | CONS   |                        | RENSSELAER CITY PWS                   | TROY WS                |
| RICHFIELD SPRINGS    | OTSEGO       | ADJ    | 2/85                   | RICHFIELD SPRINGS                     |                        |
| RICHMOND TWP (PART)  | ONTARIO      | CONS   |                        | HONEOYE WD 2-RICHMOND T HALL          | ONTARIO TWP WD         |
| RICHMOND TWP (PART)  | ONTARIO      | CONS   |                        | HONEOYE WD 3-RICHMOND T HALL          | ONTARIO TWP WD         |
| RICHMONDVILLE        | SCHOHARIE    | ADJ    | 5/67                   | RICHMONDVILLE WS                      |                        |
| RIGA TWP (PART)      | MONROE       | CONS   |                        | MCWA-RIGA WD                          | MONROE CO WATER AUTH   |
| RIVERSIDE            | STEUEN       | CONS   |                        | RIVERSIDE                             | PAINTED POST WS        |
| ROCHESTER (PART)     | MONROE       | CONS   |                        | ROCHESTER                             | MONROE CO WATER AUTH   |
| ROCHESTER (PART)     | MONROE       | CONS   |                        | SEA BREEZE WD-MCWA                    | MONROE CO WATER AUTH   |
| ROTTERDAM TWP (PART) | SCHENECTADY  | CONS   |                        | ROTTERDAM TWP WD 1                    | SCHENECTADY WS         |
| ROYALTON TWP (PART)  | NIAGARA      | CONS   |                        | ROYALTON WD 1                         | NIAGARA CO WD          |
| ROYALTON TWP (PART)  | NIAGARA      | CONS   |                        | ROYALTON WD 2                         | NIAGARA CO WD          |
| RUSH (PART)          | MONROE       | CONS   |                        | RUSH WD 2 - MCWA                      | MONROE CO WATER AUTH   |
| RUSH TWP             | MONROE       | CONS   |                        | RUSH TWP WD                           | MONROE CO WATER AUTH   |

COMMUNITIES SERVED FLUORIDATED DRINKING WATER,  
BY COUNTY AND WATER SYSTEM WITHIN STATE (AS OF 12/31/85)

## NEW YORK

| COMMUNITY              | COUNTY      | STATUS | FLUOR<br>START<br>DATE | SYSTEM SUPPLYING<br>FLUORIDATED WATER | SOURCE SYSTEM           |
|------------------------|-------------|--------|------------------------|---------------------------------------|-------------------------|
| SACKETS HARBOR         | JEFFERSON   | ADJ    | 1/84                   | SACKETS HARBOR                        |                         |
| SALINA TWP (PART)      | ONONDAGA    | CONS   |                        | SALINA WD'S                           | ONONDAGA CO WATER AUTH  |
| SALINA TWP (PART)      | ONONDAGA    | CONS   |                        | OCWA COLD SPRING WD                   | ONONDAGA CO WATER AUTH  |
| SANGERFIELD (PART)     | ONEIDA      | CONS   |                        | SANGERFIELD WD                        | UTICA WS                |
| SARATOGA SPRINGS       | SARATOGA    | ADJ    | 8/62                   | SARATOGA SPRINGS WS                   |                         |
| SCARSDALE              | WESTCHESTER | ADJ    | 9/57                   | SCARSDALE WS                          |                         |
| SCHAGHTICOKE (PART)    | RENSSELAER  | CONS   |                        | SCHAGHTICOKE WD 1                     | TROY WS                 |
| SCHAGHTICOKE (PART)    | RENSSELAER  | CONS   |                        | SCHAGHTICOKE WD 4                     | TROY WS                 |
| SCHAGHTICOKE (PART)    | RENSSELAER  | CONS   |                        | SCHAGHTICOKE WD 2                     | TROY WS                 |
| SCHAGHTICOKE (PART)    | RENSSELAER  | CONS   |                        | SCHAGHTICOKE WD 3                     | TROY WS                 |
| SCHENECTADY            | SCHENECTADY | ADJ    | 3/71                   | SCHENECTADY WS                        |                         |
| SCODACK TWP (PART)     | RENSSELAER  | CONS   |                        | SCHODACK WD 28                        | TROY WS                 |
| SCOTTSVILLE            | MONROE      | CONS   |                        | MCWA-SCOTTSVILLE                      | MONROE CO WATER AUTH    |
| SCRIBA TWP (PART)      | OSWEGO      | CONS   |                        | SCRIBA TWP-HALL RD WD                 | OSWEGO WS               |
| SCRIBA TWP (PART)      | OSWEGO      | CONS   |                        | SCRIBA TWP-NORTH RD WD                | OSWEGO WS               |
| SENECA TWP (PART)      | ONTARIO     | CONS   |                        | SENECA (T) WD                         | ONTARIO TWP WD          |
| SHORTSVILLE            | WAYNE       | CONS   |                        | SHORTSVILLE                           | ONTARIO TWP WD          |
| SIDNEY                 | DELAWARE    | ADJ    | 2/83                   | SIDNEY                                |                         |
| SKANEATELES (PART)     | ONONDAGA    | CONS   |                        | SKANEATELES WD'S                      | ONONDAGA CO WATER AUTH  |
| SKANEATELES TWP (PART) | ONONDAGA    | CONS   |                        | SKANEATELES                           | ONONDAGA CO WATER AUTH  |
| SLOAN (PART)           | ERIE        | CONS   |                        | SLOAN                                 | ERIE CO WATER AUTHORITY |
| SODUS                  | WAYNE       | ADJ    | 3/75                   | SODUS WS                              |                         |
| SODUS POINT            | WAYNE       | ADJ    | 3/83                   | SODUS POINT                           |                         |
| SOLVAY                 | ONONDAGA    | CONS   |                        | SOLVAY                                | ONONDAGA CO WATER AUTH  |

COMMUNITIES SERVED FLUORIDATED DRINKING WATER,  
BY COUNTY AND WATER SYSTEM WITHIN STATE (AS OF 12/31/85)

**NEW YORK**

| COMMUNITY            | COUNTY      | STATUS | FLUOR<br>START<br>DATE | SYSTEM SUPPLYING<br>FLUORIDATED WATER | SOURCE SYSTEM           |
|----------------------|-------------|--------|------------------------|---------------------------------------|-------------------------|
| SOMERS               | WESTCHESTER | ADJ    | 5/67                   | WESTCHESTER CO WD 2                   |                         |
| SOMERSET TWP         | NIAGARA     | CONS   |                        | SOMERSET CONSOL WD                    | NIAGARA CO WD           |
| SPENCERPORT          | MONROE      | CONS   |                        | SPENCERPORT                           | MONROE CO WATER AUTH    |
| SPRINGVILLE          | ERIE        | ADJ    | 4/75                   | SPRINGVILLE WS                        |                         |
| STAMFORD             | DELAWARE    | ADJ    | 10/84                  | STAMFORD                              |                         |
| SWEDEN TWP (PART)    | MONROE      | CONS   |                        | SWEDEN WD 1                           | MONROE CO WATER AUTH    |
| SWEDEN TWP (PART)    | MONROE      | CONS   |                        | SWEDEN WD 2                           | MONROE CO WATER AUTH    |
| SWEDEN TWP (PART)    | MONROE      | CONS   |                        | SWEDEN WD 3                           | MONROE CO WATER AUTH    |
| SWEDEN TWP (PART)    | MONROE      | CONS   |                        | SWEDEN WD 4                           | MONROE CO WATER AUTH    |
| SYRACUSE (PART)      | ONONDAGA    | CONS   |                        | SYRACUSE WS                           | ONONDAGA CO WATER AUTH  |
| THERESA              | JEFFERSON   | NATL   |                        | THERESA WS                            |                         |
| TONAWANDA (PART)     | ERIE        | ADJ    | 6/58                   | TONAWANDA WTR ACQ DIST                |                         |
| TONAWANDA (PART)     | ERIE        | ADJ    | 8/55                   | TONAWANDA WS                          |                         |
| TONAWANDA (PART)     | ERIE        | CONS   |                        | TONAWANDA CON WD                      | ERIE CO WATER AUTHORITY |
| TROY                 | RENSSELAER  | ADJ    | 1/67                   | TROY WS                               |                         |
| TUCKAHOE             | WESTCHESTER | CONS   |                        | NEW ROCHELLE WC (PART)                | NEW YORK CITY WS        |
| UTICA (PART)         | ONEIDA      | ADJ    | 5/67                   | UTICA WS                              |                         |
| UTICA (PART)         | ONEIDA      | CONS   |                        | CROSBY MANOR WD 1                     | UTICA WS                |
| UTICA (PART)         | ONEIDA      | CONS   |                        | HORATIO ART WD 2                      | UTICA WS                |
| VAN BUREN TWP (PART) | ONONDAGA    | CONS   |                        | VAN BUREN WD'S                        | ONONDAGA CO WATER AUTH  |
| VARICK (PART)        | SENECA      | CONS   |                        | VARICK WD                             | SENECA ARMY DEPOT       |
| VERNON (PART)        | ONEIDA      | CONS   |                        | VERNON                                | UTICA WS                |
| VERONA TWP (PART)    | ONEIDA      | CONS   |                        | DURHAMVILLE WD                        | UTICA WS                |
| VESTAL               | BROOME      | ADJ    | 5/83                   | VESTAL                                |                         |

COMMUNITIES SERVED FLUORIDATED DRINKING WATER,  
BY COUNTY AND WATER SYSTEM WITHIN STATE (AS OF 12/31/85)

## NEW YORK

| COMMUNITY            | COUNTY    | STATUS | FLUOR<br>START<br>DATE | SYSTEM SUPPLYING<br>FLUORIDATED WATER | SOURCE SYSTEM        |
|----------------------|-----------|--------|------------------------|---------------------------------------|----------------------|
| VICTOR TWP (PART)    | ONTARIO   | CONS   |                        | VICTOR TOWN WTR BENEFIT AREA          | ONTARIO TWP WD       |
| WALDEN               | ORANGE    | ADJ    | 4/53                   | WALDEN WS                             |                      |
| WALWORTH TWP (PART)  | WAYNE     | CONS   |                        | WALWORTH TWP WD1                      | ONTARIO TWP WD       |
| WARSAW               | WYOMING   | ADJ    | 8/60                   | WARSAW WS                             |                      |
| WARSAW TWP (PART)    | WYOMING   | CONS   |                        | WARSAW TWP WD 1                       | WARSAW WS            |
| WATERFORD            | SARATOGA  | ADJ    | 1/82                   | WATERFORD                             |                      |
| WATERTOWN            | JEFFERSON | ADJ    | 6/62                   | WATERTOWN WS                          |                      |
| WATERTOWN TWP (PART) | JEFFERSON | CONS   |                        | WATERTOWN TWP WD1                     | WATERTOWN WS         |
| WEBSTER (PART)       | MONROE    | CONS   |                        | EMPIRE WD                             | MONROE CO WATER AUTH |
| WEBSTER (PART)       | MONROE    | CONS   |                        | INSPIRATION POINT WD                  | MONROE CO WATER AUTH |
| WEBSTER (PART)       | MONROE    | CONS   |                        | LAKE ROAD WD                          | MONROE CO WATER AUTH |
| WEBSTER (PART)       | MONROE    | CONS   |                        | NORTH WD                              | MONROE CO WATER AUTH |
| WEBSTER (PART)       | MONROE    | CONS   |                        | SOUTH FIVE MILE LINE WD               | MONROE CO WATER AUTH |
| WEBSTER (PART)       | MONROE    | CONS   |                        | UNION HILL WD                         | MONROE CO WATER AUTH |
| WEBSTER (PART)       | MONROE    | CONS   |                        | VOSBURG WD                            | MONROE CO WATER AUTH |
| WEBSTER (PART)       | MONROE    | CONS   |                        | DRAKE ROAD WD                         | MONROE CO WATER AUTH |
| WEBSTER (PART)       | MONROE    | CONS   |                        | EAST HYDRANT WD                       | MONROE CO WATER AUTH |
| WEBSTER (PART)       | MONROE    | CONS   |                        | HOLT ROAD WD                          | MONROE CO WATER AUTH |
| WEBSTER (PART)       | MONROE    | CONS   |                        | NORTH EAST WD                         | MONROE CO WATER AUTH |
| WEBSTER (PART)       | MONROE    | CONS   |                        | PEARLWOOD RD                          | MONROE CO WATER AUTH |
| WEBSTER (PART)       | MONROE    | CONS   |                        | WHAL ROAD WD                          | MONROE CO WATER AUTH |
| WEBSTER (PART)       | MONROE    | CONS   |                        | WEST WD                               | MONROE CO WATER AUTH |
| WEBSTER TWP (PART)   | MONROE    | ADJ    | 5/64                   | WEBSTER WS                            |                      |
| WEBSTER TWP (PART)   | MONROE    | CONS   |                        | FIVE MILE LINE ROAD WD                | MONROE CO WATER AUTH |

COMMUNITIES SERVED FLUORIDATED DRINKING WATER,  
BY COUNTY AND WATER SYSTEM WITHIN STATE (AS OF 12/31/85)

## NEW YORK

| COMMUNITY               | COUNTY     | STATUS | FLUOR<br>START<br>DATE | SYSTEM SUPPLYING<br>FLUORIDATED WATER | SOURCE SYSTEM           |
|-------------------------|------------|--------|------------------------|---------------------------------------|-------------------------|
| WEBSTER TWP (PART)      | MONROE     | CONS   |                        | FOREST LAWN WD                        | MONROE CO WATER AUTH    |
| WEBSTER TWP (PART)      | MONROE     | CONS   |                        | HARD ROAD WD                          | MONROE CO WATER AUTH    |
| WEBSTER TWP (PART)      | MONROE     | CONS   |                        | HATCH ROAD WD                         | MONROE CO WATER AUTH    |
| WEBSTER TWP (PART)      | MONROE     | CONS   |                        | SHOECRAFT WD                          | MONROE CO WATER AUTH    |
| WEBSTER TWP (PART)      | MONROE     | CONS   |                        | JACKSON ROAD WD                       | MONROE CO WATER AUTH    |
| WEBSTER TWP (PART)      | MONROE     | CONS   |                        | KLEM ROAD WD                          | MONROE CO WATER AUTH    |
| WEBSTER TWP (PART)      | MONROE     | CONS   |                        | MAPLE DRIVE WD                        | MONROE CO WATER AUTH    |
| WELLSVILLE              | ALLEGANY   | ADJ    | 4/74                   | WELLSVILLE WS                         |                         |
| WEST BLOOMFIELD (PART)  | ONTARIO    | CONS   |                        | NORTH BLOOMFIELD WD                   | ONTARIO TWP WD          |
| WEST BLOOMFIELD (PART)  | ONTARIO    | CONS   |                        | WEST BLOOMFIELD WD                    | ONTARIO TWP WD          |
| WEST SENECA (PART)      | ERIE       | CONS   |                        | WEST SENECA WD 5                      | ERIE CO WATER AUTHORITY |
| WEST SENECA (PART)      | ERIE       | CONS   |                        | WEST SENECA WD 7                      | ERIE CO WATER AUTHORITY |
| WEST SENECA TWP (PART)  | ERIE       | CONS   |                        | WEST SENECA WD 6                      | ERIE CO WATER AUTHORITY |
| WEST SENECA TWP (PART)  | ERIE       | CONS   |                        | WEST SENECA WD 8                      | ERIE CO WATER AUTHORITY |
| WEST SENECA TWP (PART)  | ERIE       | CONS   |                        | WEST SENECA WD 9                      | ERIE CO WATER AUTHORITY |
| WEST SENECA TWP (PART)  | ERIE       | CONS   |                        | WEST SENECA WD 1                      | ERIE CO WATER AUTHORITY |
| WEST SENECA TWP (PART)  | ERIE       | CONS   |                        | WEST SENECA WD 2                      | ERIE CO WATER AUTHORITY |
| WEST SENECA TWP (PART)  | ERIE       | CONS   |                        | WEST SENECA WD 3                      | ERIE CO WATER AUTHORITY |
| WEST SENECA TWP (PART)  | ERIE       | CONS   |                        | WEST SENECA WD 4                      | ERIE CO WATER AUTHORITY |
| WESTBURY                | NASSAU     | CONS   |                        | WESTBURY                              | CARLE PLACE W D         |
| WESTFIELD               | CHAUTAUQUA | ADJ    | 8/51                   | WESTFIELD WS                          |                         |
| WESTIMERE               | ALBANY     | ADJ    | 9/73                   | WESTIMERE WD                          |                         |
| WESTMORELAND TWP (PART) | ONEIDA     | CONS   |                        | TINDALL CORNERS WD                    | UTICA WS                |
| WHEATFIELD TWP (PART)   | NIAGARA    | ADJ    | 7/60                   | NIAGARA CO WD                         |                         |



COMMUNITIES SERVED FLUORIDATED DRINKING WATER,  
BY COUNTY AND WATER SYSTEM WITHIN STATE (AS OF 12/31/85)

## NEW YORK

| COMMUNITY             | COUNTY      | STATUS | FLUOR<br>START<br>DATE | SYSTEM SUPPLYING<br>FLUORIDATED WATER | SOURCE SYSTEM           |
|-----------------------|-------------|--------|------------------------|---------------------------------------|-------------------------|
| WHEATFIELD TWP (PART) | NIAGARA     | CONS   |                        | WHEATFIELD WD                         | NIAGARA CO WD           |
| WHEATLAND TWP (PART)  | MONROE      | CONS   |                        | MCWA-MUMFORD WD                       | MONROE CO WATER AUTH    |
| WHEATLAND TWP (PART)  | MONROE      | CONS   |                        | MCWA-WHEATLAND WD                     | MONROE CO WATER AUTH    |
| WHITE PLAINS          | WESTCHESTER | ADJ    | 11/72                  | WHITE PLAINS WS                       |                         |
| WHITESBORO            | ONEIDA      | CONS   |                        | WHITESBORO                            | UTICA WS                |
| WHITESTOWN TWP (PART) | ONEIDA      | CONS   |                        | WHITESTOWN WD 1-YORKVILLE WD          | UTICA WS                |
| WHITESTOWN TWP (PART) | ONEIDA      | CONS   |                        | WHITESTOWN WD 2-HARTS HILL            | UTICA WS                |
| WHITESTOWN TWP (PART) | ONEIDA      | CONS   |                        | WHITESTOWN WD 3-HARTS HILL            | UTICA WS                |
| WHITESTOWN TWP (PART) | ONEIDA      | CONS   |                        | WHITESTOWN WD 4-SUNSET MANOR          | UTICA WS                |
| WHITESTOWN TWP (PART) | ONEIDA      | CONS   |                        | WHITESTOWN WD 5-CRESTHILL MN          | UTICA WS                |
| WILLIAMSVILLE         | ERIE        | CONS   |                        | WILLIAMSVILLE (V)                     | ERIE CO WATER AUTHORITY |
| WILSON                | NIAGARA     | CONS   |                        | WILSON                                | NIAGARA CO WD           |
| WILSON TWP            | NIAGARA     | CONS   |                        | WILSON TOWN WD                        | NIAGARA CO WD           |
| WINDSOR               | BROOME      | ADJ    | 8/82                   | WINDSOR                               |                         |
| WOLCOTT               | WAYNE       | ADJ    | 11/68                  | WOLCOTT WS                            |                         |
| YONKERS               | NEW YORK    | CONS   |                        | YONKERS WS                            | NEW YORK CITY WS        |
| YORK TWP (PART)       | LIVINGSTON  | CONS   |                        | YORK TWP WD                           | GENESEO WS              |
| YORKTOWN              | WESTCHESTER | CONS   |                        | YORKTOWN                              | WESTCHESTER CO WD 2     |
| YORKVILLE             | ONEIDA      | CONS   |                        | YORKVILLE                             | UTICA WS                |
| YOUNGSTOWN            | NIAGARA     | CONS   |                        | YOUNGSTOWN                            | NIAGARA CO WD           |

COMMUNITIES SERVED FLUORIDATED DRINKING WATER,  
BY COUNTY AND WATER SYSTEM WITHIN STATE (AS OF 12/31/85)

## NORTH CAROLINA

| COMMUNITY                | COUNTY      | STATUS | FLUOR<br>START<br>DATE | SYSTEM SUPPLYING<br>FLUORIDATED WATER | SOURCE SYSTEM |
|--------------------------|-------------|--------|------------------------|---------------------------------------|---------------|
| ABERDEEN                 | MOORE       | ADJ    | 9/59                   | ABERDEEN                              |               |
| ALBEMARLE                | STANLY      | ADJ    | 1/54                   | ALBEMARLE                             |               |
| ANGIER                   | HARNETT     | ADJ    | 9/79                   | NE HARNETT METRO WAT SYSTEM           |               |
| ANSONVILLE               | ANSON       | ADJ    | 8/72                   | ANSON COUNTY WATER SYSTEM             |               |
| APEX                     | WAKE        | ADJ    | 8/64                   | APEX                                  |               |
| ASHEBORO                 | RANDOLPH    | ADJ    | 9/67                   | ASHEBORO                              |               |
| ASHEVILLE                | BUNCOMBE    | ADJ    | 9/65                   | ASHEVILLE                             |               |
| AURORA                   | BEAUFORT    | NATL   |                        | AURORA                                |               |
| AYDEN                    | PITT        | NATL   |                        | AYDEN                                 |               |
| BEAUFORT                 | CARTERET    | ADJ    | 9/79                   | BEAUFORT                              |               |
| BELMONT                  | GASTON      | ADJ    | 9/71                   | BELMONT                               |               |
| BOGER CITY               | LINCOLN     | ADJ    | 9/75                   | LINCOLNTON                            |               |
| BROOKFORD                | CATAWBA     | ADJ    | 8/52                   | HICKORY                               |               |
| BUTES CREEK              | HARNETT     | ADJ    | 9/79                   | NE HARNETT METRO WAT SYSTEM           |               |
| BURGAW                   | PENDER      | NATL   |                        | BURGAW                                |               |
| BURLINGTON               | ALAMANCE    | ADJ    | 9/77                   | BURLINGTON                            |               |
| CAMP LEJEUNE MARINE BASE | ONSLow      | ADJ    | 9/62                   | USMC LEJEUNE HADNOT POINT             |               |
| CANTON                   | HAYWOOD     | ADJ    | 9/69                   | CANTON                                |               |
| CARRBORO                 | ORANGE      | ADJ    | 9/64                   | CHAPEL HILL                           |               |
| CARTHAGE                 | MOORE       | ADJ    | 9/78                   | CARTHAGE                              |               |
| CARY                     | WAKE        | ADJ    | 9/57                   | RALEIGH                               |               |
| CHAPEL HILL              | ORANGE      | ADJ    | 9/64                   | CHAPEL HILL                           |               |
| CHARLOTTE                | MECKLENBURG | ADJ    | 4/49                   | CHARLOTTE                             |               |
| CLINTON                  | SAMPSON     | ADJ    | 9/77                   | CLINTON                               |               |

COMMUNITIES SERVED FLUORIDATED DRINKING WATER,  
BY COUNTY AND WATER SYSTEM WITHIN STATE (AS OF 12/31/85)

## NORTH CAROLINA

| COMMUNITY           | COUNTY      | STATUS | FLUOR<br>START<br>DATE | SYSTEM SUPPLYING<br>FLUORIDATED WATER | SOURCE SYSTEM |
|---------------------|-------------|--------|------------------------|---------------------------------------|---------------|
| CLYDE               | HAYWOOD     | ADJ    | 9/69                   | CANTON                                |               |
| COATS               | HARNETT     | ADJ    | 9/79                   | NE HARNETT METRO WAT SYSTEM           |               |
| COLERAIN            | BERTIE      | NATL   |                        | COLERAIN                              |               |
| CONCORD             | CABARRUS    | ADJ    | 9/52                   | CONCORD                               |               |
| CONOVER             | CATAWBA     | ADJ    | 8/52                   | HICKORY                               |               |
| CRAMERTON           | GASTON      | ADJ    | /64                    | GASTONIA                              |               |
| DALLAS              | GASTON      | ADJ    | /64                    | GASTONIA                              |               |
| DAVIDSON            | MECKLENBURG | ADJ    | 3/71                   | DAVIDSON                              |               |
| DOBSON              | SURRY       | ADJ    | 9/77                   | DOBSON                                |               |
| DREXEL              | BURKE       | ADJ    | 9/65                   | DREXEL                                |               |
| DUNN                | HARNETT     | ADJ    | 9/53                   | DUNN                                  |               |
| DURHAM              | DURHAM      | ADJ    | 5/62                   | DURHAM                                |               |
| EAST LAURINBURG     | SCOTLAND    | ADJ    | 3/59                   | LAURINBURG                            |               |
| EAST SPENCER        | ROWAN       | ADJ    | 7/52                   | SALISBURY                             |               |
| EDEN                | ROCKINGHAM  | ADJ    | 5/63                   | EDEN & FIELDCREST MILLS               |               |
| EDENTON             | CHOWAN      | NATL   |                        | EDENTON                               |               |
| ELIZABETH CITY      | PASQUOTANK  | ADJ    | 9/60                   | ELIZABETH CITY                        |               |
| ELKIN               | SURRY       | ADJ    | 8/70                   | ELKIN                                 |               |
| ENKA                | BUNCOMBE    | ADJ    | 9/65                   | ASHEVILLE                             |               |
| ERWIN               | HARNETT     | ADJ    | 9/53                   | DUNN                                  |               |
| FAIRMONT            | ROBESON     | ADJ    | 5/72                   | FAIRMONT                              |               |
| FAYETTEVILLE        | CUMBERLAND  | ADJ    | 10/52                  | FAYETTEVILLE                          |               |
| FOREST CITY         | RUTHERFORD  | ADJ    | 5/67                   | FOREST CITY                           |               |
| FORT BRAGG-POPE AFB | CUMBERLAND  | ADJ    | /62                    | FORT BRAGG (INCLUDES POPE AFB)        |               |

COMMUNITIES SERVED FLUORIDATED DRINKING WATER,  
BY COUNTY AND WATER SYSTEM WITHIN STATE (AS OF 12/31/85)

## NORTH CAROLINA

| COMMUNITY      | COUNTY      | STATUS | FLUOR<br>START<br>DATE | SYSTEM SUPPLYING<br>FLUORIDATED WATER | SOURCE SYSTEM |
|----------------|-------------|--------|------------------------|---------------------------------------|---------------|
| FUQUAY-VARINA  | WAKE        | ADJ    | 9/57                   | RALEIGH                               |               |
| GASTONIA       | GASTON      | ADJ    | /64                    | GASTONIA                              |               |
| GATESVILLE     | GATES       | NATL   |                        | GATESVILLE                            |               |
| GLEN ALPINE    | BURKE       | ADJ    | 3/65                   | MORGANTON                             |               |
| GLEN RAVEN     | ALAMANCE    | ADJ    | 9/77                   | BURLINGTON                            |               |
| GOLDSBORO      | WAYNE       | ADJ    | 2/61                   | GOLDSBORO                             |               |
| GRAHAM         | ALAMANCE    | ADJ    | /77                    | GRAHAM-MEBANE                         |               |
| GRANITE FALLS  | CALDWELL    | ADJ    | /75                    | GRANITE FALLS                         |               |
| GRANITE QUARRY | ROWAN       | ADJ    | 7/52                   | SALISBURY                             |               |
| GREENSBORO     | GUILFORD    | ADJ    | 5/67                   | GREENSBORO                            |               |
| GREENVILLE     | PITT        | ADJ    | 11/57                  | GREENVILLE                            |               |
| GRIMESLAND     | PITT        | NATL   |                        | GRIMESLAND                            |               |
| HAMILTON       | MARTIN      | NATL   |                        | HAMILTON                              |               |
| HAMLET         | RICHMOND    | ADJ    | /78                    | HAMLET                                |               |
| HAW RIVER      | ALAMANCE    | ADJ    | 9/77                   | BURLINGTON                            |               |
| HAZELWOOD      | HAYWOOD     | ADJ    | 12/68                  | WAYNESVILLE                           |               |
| HENDERSON      | VANCE       | ADJ    | /78                    | KERR LAKE REG WAT SYSTEM              |               |
| HICKORY        | CATAWBA     | ADJ    | 8/52                   | HICKORY                               |               |
| HIGH POINT     | GUILFORD    | ADJ    | /53                    | HIGH POINT                            |               |
| HILDEBRAN      | BURKE       | ADJ    | 6/73                   | VALDESE                               |               |
| HILLSBOROUGH   | ORANGE      | ADJ    | 9/60                   | HILLSBOROUGH                          |               |
| HUNTERSVILLE   | MECKLENBURG | ADJ    | /77                    | HUNTERSVILLE                          |               |
| ICARD          | BURKE       | ADJ    | 6/73                   | VALDESE                               |               |
| JACKSONVILLE   | ONSLow      | NATL   |                        | JACKSONVILLE                          |               |

COMMUNITIES SERVED FLUORIDATED DRINKING WATER,  
BY COUNTY AND WATER SYSTEM WITHIN STATE (AS OF 12/31/85)

## NORTH CAROLINA

| COMMUNITY      | COUNTY      | STATUS | FLUOR<br>START<br>DATE | SYSTEM SUPPLYING<br>FLUORIDATED WATER | SOURCE SYSTEM |
|----------------|-------------|--------|------------------------|---------------------------------------|---------------|
| JAMESTOWN      | GUILFORD    | ADJ    | 2/68                   | JAMESTOWN                             |               |
| KELFORD        | BERTIE      | NATL   |                        | KELFORD                               |               |
| KERNERSVILLE   | FORSYTH     | ADJ    | 1/75                   | KERNERSVILLE                          |               |
| KING           | STOKES      | ADJ    | /77                    | KING DISTRICT WATER SUPPLY            |               |
| KINGS MOUNTAIN | CLEVELAND   | ADJ    | 3/71                   | KINGS MOUNTAIN                        |               |
| LANDIS         | ROWAN       | ADJ    | 4/68                   | LANDIS                                |               |
| LAURINBURG     | SCOTLAND    | ADJ    | 3/59                   | LAURINBURG                            |               |
| LENOIR         | CALDWELL    | ADJ    | 11/52                  | LENOIR                                |               |
| LEXINGTON      | DAVIDSON    | ADJ    | 7/53                   | LEXINGTON                             |               |
| LILESVILLE     | ANSON       | ADJ    | 8/72                   | ANSON COUNTY WATER SYSTEM             |               |
| LILLINGTON     | HARNETT     | ADJ    | 9/79                   | NE HARNETT METRO WAT SYSTEM           |               |
| LINCOLNTON     | LINCOLN     | ADJ    | 9/75                   | LINCOLNTON                            |               |
| LITTLETON      | HALIFAX     | NATL   |                        | LITTLETON                             |               |
| LOCUST         | STANLY      | ADJ    | 9/77                   | NORWOOD                               |               |
| LONGVIEW       | CATAWBA     | ADJ    | 1/74                   | LONGVIEW                              |               |
| LOWELL         | GASTON      | ADJ    | /64                    | GASTONIA                              |               |
| LUMBERTON      | ROBESON     | ADJ    | 2/54                   | LUMBERTON                             |               |
| MADISON        | ROCKINGHAM  | ADJ    | 1/75                   | MADISON                               |               |
| MAIDEN         | CATAWBA     | ADJ    | 11/75                  | MAIDEN                                |               |
| MARSHVILLE     | UNION       | ADJ    | 9/68                   | MARSHVILLE                            |               |
| MATTHEWS       | MECKLENBURG | ADJ    | 4/49                   | CHARLOTTE                             |               |
| MCFARLAN       | ANSON       | ADJ    | 8/72                   | ANSON COUNTY WATER SYSTEM             |               |
| MEBANE         | ALAMANCE    | ADJ    | /77                    | GRAHAM-MEBANE                         |               |
| MOCKSVILLE     | DAVIE       | ADJ    | 8/69                   | MOCKSVILLE                            |               |

COMMUNITIES SERVED FLUORIDATED DRINKING WATER,  
BY COUNTY AND WATER SYSTEM WITHIN STATE (AS OF 12/31/85)

## NORTH CAROLINA

| COMMUNITY        | COUNTY      | STATUS | FLUOR<br>START<br>DATE | SYSTEM SUPPLYING<br>FLUORIDATED WATER | SOURCE SYSTEM |
|------------------|-------------|--------|------------------------|---------------------------------------|---------------|
| MONROE           | UNION       | ADJ    | 12/63                  | MONROE                                |               |
| MOORESVILLE      | IREDELL     | ADJ    | 2/56                   | MOORESVILLE                           |               |
| MOREHEAD CITY    | CARTERET    | ADJ    | 9/79                   | MOREHEAD CITY                         |               |
| MORGANTON        | BURKE       | ADJ    | 3/65                   | MORGANTON                             |               |
| MORVEN           | ANSON       | ADJ    | 8/72                   | ANSON COUNTY WATER SYSTEM             |               |
| MOUNT AIRY       | SURRY       | ADJ    | 1/57                   | MOUNT AIRY                            |               |
| MT. OLIVE        | WAYNE       | ADJ    | 8/75                   | MOUNT OLIVE                           |               |
| MURFREESBORO     | HERTFORD    | NATL   |                        | MURFREESBORO                          |               |
| NEW BERN         | CRAVEN      | ADJ    | 3/73                   | NEW BERN                              |               |
| NEW LONDON       | STANLY      | ADJ    | 1/54                   | ALBEMARLE                             |               |
| NEWTON           | CATAWBA     | ADJ    | 10/61                  | NEWTON                                |               |
| NORTH WILKESBORO | WILKES      | ADJ    | 4/62                   | NORTH WILKESBORO                      |               |
| NORWOOD          | STANLY      | ADJ    | 9/77                   | NORWOOD                               |               |
| OXFORD           | GRANVILLE   | ADJ    | /78                    | KERR LAKE REG WAT SYSTEM              |               |
| PARKWOOD         | DURHAM      | ADJ    | 5/62                   | DURHAM                                |               |
| PEACHLAND        | ANSON       | ADJ    | 8/72                   | ANSON COUNTY WATER SYSTEM             |               |
| PILOT MOUNTAIN   | SURRY       | ADJ    | 6/75                   | PILOT MOUNTAIN                        |               |
| PINEVILLE        | MECKLENBURG | ADJ    | 4/49                   | CHARLOTTE                             |               |
| PLYMOUTH         | WASHINGTON  | NATL   |                        | PLYMOUTH                              |               |
| POLKTON          | ANSON       | ADJ    | 8/72                   | ANSON COUNTY WATER SYSTEM             |               |
| POWELLSVILLE     | BERTIE      | NATL   |                        | POWELLSVILLE                          |               |
| RAEFORD          | HOKE        | ADJ    | /76                    | RAEFORD                               |               |
| RALEIGH          | WAKE        | ADJ    | 9/57                   | RALEIGH                               |               |
| RANLO            | GASTON      | ADJ    | /64                    | GASTONIA                              |               |

COMMUNITIES SERVED FLUORIDATED DRINKING WATER,  
BY COUNTY AND WATER SYSTEM WITHIN STATE (AS OF 12/31/85)

## NORTH CAROLINA

| COMMUNITY          | COUNTY      | STATUS | FLUOR<br>START<br>DATE | SYSTEM SUPPLYING<br>FLUORIDATED WATER | SOURCE SYSTEM |
|--------------------|-------------|--------|------------------------|---------------------------------------|---------------|
| RED SPRINGS        | ROBESON     | ADJ    | 1/75                   | RED SPRINGS                           |               |
| REIDSVILLE         | ROCKINGHAM  | ADJ    | 7/53                   | REIDSVILLE                            |               |
| RICH SQUARE        | NORTHAMPTON | NATL   |                        | RICH SQUARE                           |               |
| RICHFIELD          | STANLY      | ADJ    | 1/54                   | ALBEMARLE                             |               |
| ROANOKE RAPIDS     | HALIFAX     | ADJ    | 2/52                   | ROANOKE RAPIDS                        |               |
| ROBERSONVILLE      | MARTIN      | NATL   |                        | ROBERSONVILLE                         |               |
| ROCKINGHAM         | RICHMOND    | ADJ    | 12/52                  | ROCKINGHAM                            |               |
| ROCKY MOUNT        | EDGECOMBE   | ADJ    | 9/52                   | ROCKY MOUNT                           |               |
| ROPER              | WASHINGTON  | NATL   |                        | ROPER                                 |               |
| ROXBORO            | PERSON      | ADJ    | 3/63                   | ROXBORO                               |               |
| ROXOBEL            | BERTIE      | NATL   |                        | ROXOBEL                               |               |
| RUTH               | RUTHERFORD  | ADJ    | 8/64                   | SPINDALE                              |               |
| RUTHERFORD COLLEGE | BURKE       | ADJ    | 6/73                   | VALDESE                               |               |
| RUTHERFORDTON      | RUTHERFORD  | ADJ    | 8/64                   | SPINDALE                              |               |
| SALISBURY          | ROWAN       | ADJ    | 7/52                   | SALISBURY                             |               |
| SANFORD            | LEE         | ADJ    | 10/61                  | SANFORD                               |               |
| SELMA              | JOHNSTON    | ADJ    | 11/65                  | SELMA                                 |               |
| SHELBY             | CLEVELAND   | ADJ    | 4/54                   | SHELBY                                |               |
| SMITHFIELD         | JOHNSTON    | ADJ    | 10/58                  | SMITHFIELD                            |               |
| SOUTHERN PINES     | MOORE       | ADJ    | 11/52                  | SOUTHERN PINES                        |               |
| SPINDALE           | RUTHERFORD  | ADJ    | 8/64                   | SPINDALE                              |               |
| STATESVILLE        | IREDELL     | ADJ    | 9/65                   | STATESVILLE                           |               |
| STONEY POINT       | ALEXANDER   | ADJ    | 6/73                   | ALEXANDER COUNTY WATER CORP           |               |
| SWANNANOVA         | BUNCOMBE    | ADJ    | 9/65                   | ASHEVILLE                             |               |

COMMUNITIES SERVED FLUORIDATED DRINKING WATER,  
BY COUNTY AND WATER SYSTEM WITHIN STATE (AS OF 12/31/85)

## NORTH CAROLINA

| COMMUNITY                 | COUNTY      | STATUS | FLUOR<br>START<br>DATE | SYSTEM SUPPLYING<br>FLUORIDATED WATER | SOURCE SYSTEM |
|---------------------------|-------------|--------|------------------------|---------------------------------------|---------------|
| TABOR CITY                | COLUMBUS    | NATL   |                        | TABOR CITY                            |               |
| TARBORO                   | EDGEcombe   | ADJ    | 7/58                   | TARBORO                               |               |
| TAYLORSVILLE              | ALEXANDER   | ADJ    | 6/73                   | ALEXANDER COUNTY WATER CORP           |               |
| THOMASVILLE               | DAVIDSON    | ADJ    | 6/56                   | THOMASVILLE                           |               |
| USMC LEJEUNE CAMP JOHNSON | ONslow      | ADJ    | 9/62                   | USMC LEJEUNE CAMP JOHNSON             |               |
| USMC LEJEUNE COURT HOUSE  | ONslow      | ADJ    | 9/62                   | USMC LEJEUNE COURT HOUSE              |               |
| USMC LEJEUNE HOLCOMB BLV  | ONslow      | ADJ    | 9/62                   | USMC LEJEUNE HOLCOMB BLVD             |               |
| USMC LEJEUNE NEW RIVER    | ONslow      | ADJ    | 9/62                   | USMC LEJEUNE NEW RIVER                |               |
| USMC LEJEUNE ONSLOW BEAC  | ONslow      | ADJ    | 9/62                   | USMC LEJEUNE ONSLOW BEACH             |               |
| USMC LEJEUNE RIFLE RANGE  | ONslow      | ADJ    | 9/62                   | USMC LEJEUNE RIFLE RANGE              |               |
| USMC LEJEUNE TARAWA TERR  | ONslow      | ADJ    | 9/62                   | USMC LEJEUNE TARAWA TERR              |               |
| VALDESE                   | BURKE       | ADJ    | 6/73                   | VALDESE                               |               |
| WADESBORO                 | ANSON       | ADJ    | 2/66                   | WADESBORO                             |               |
| WAKE FOREST               | WAKE        | ADJ    | 9/70                   | WAKE FOREST                           |               |
| WARRENTON                 | VANCE       | ADJ    | /78                    | KERR LAKE REG WAT SYSTEM              |               |
| WASHINGTON                | BEAUFORT    | ADJ    | 4/59                   | WASHINGTON                            |               |
| WAYNESVILLE               | HAYWOOD     | ADJ    | 12/68                  | WAYNESVILLE                           |               |
| WILKESBORO                | WILKES      | ADJ    | 3/75                   | WILKESBORO                            |               |
| WILLIAMSTON               | MARTIN      | NATL   |                        | WILLIAMSTON                           |               |
| WILMINGTON                | NEW HANOVER | ADJ    | 7/55                   | WILMINGTON                            |               |
| WILSON                    | WILSON      | ADJ    | /54                    | WILSON                                |               |
| WINDSOR                   | BERTIE      | NATL   |                        | WINDSOR                               |               |
| WINGATE                   | UNION       | ADJ    | 12/63                  | MONROE                                |               |
| WINSTON-SALEM             | FORSYTH     | ADJ    | 10/51                  | WINSTON-SALEM                         |               |



COMMUNITIES SERVED FLUORIDATED DRINKING WATER,  
 BY COUNTY AND WATER SYSTEM WITHIN STATE (AS OF 12/31/85)

## NORTH CAROLINA

| COMMUNITY   | COUNTY   | STATUS | FLUOR<br>START<br>DATE | SYSTEM SUPPLYING<br>FLUORIDATED WATER | SOURCE SYSTEM |
|-------------|----------|--------|------------------------|---------------------------------------|---------------|
| WINTERVILLE | PITT     | NATL   |                        | WINTERVILLE                           |               |
| WINTON      | HERTFORD | NATL   |                        | WINTON                                |               |
| YADKINVILLE | YADKIN   | ADJ    | /80                    | YADKINVILLE                           |               |

COMMUNITIES SERVED FLUORIDATED DRINKING WATER,  
BY COUNTY AND WATER SYSTEM WITHIN STATE (AS OF 12/31/85)

**NORTH DAKOTA**

| COMMUNITY   | COUNTY        | STATUS | FLUOR<br>START<br>DATE | SYSTEM SUPPLYING<br>FLUORIDATED WATER | SOURCE SYSTEM        |
|-------------|---------------|--------|------------------------|---------------------------------------|----------------------|
| ABERCROMBIE | RICHLAND      | NATL   |                        | ABERCROMBIE                           |                      |
| ADAMS       | WALSH         | ADJ    | 6/85                   | ADAMS                                 |                      |
| ALEXANDER   | MCKENZIE      | NATL   |                        | ALEXANDER                             |                      |
| ALMONT      | MORTON        | NATL   |                        | ALMONT                                |                      |
| AMENIA      | CASS          | NATL   |                        | AMENIA                                |                      |
| ANETA       | NELSON        | ADJ    | 10/69                  | ANETA                                 |                      |
| ARGUSVILLE  | CASS          | NATL   |                        | ARGUSVILLE                            |                      |
| ASHLEY      | MCINTOSH      | ADJ    | 12/65                  | ASHLEY                                |                      |
| BARNEY      | RICHLAND      | ADJ    | 1/85                   | RICHLAND RWS                          |                      |
| BARNEY      | RICHLAND      | CONS   |                        | BARNEY                                | RICHLAND RWS         |
| BEACH       | GOLDEN VALLEY | NATL   |                        | BEACH                                 |                      |
| BELCOURT    | ROLETTE       | ADJ    | 1/63                   | BELCOURT                              |                      |
| BELFIELD    | STARK         | NATL   |                        | BELFIELD                              |                      |
| BERTHOLD    | WARD          | NATL   |                        | BERTHOLD                              |                      |
| BEULAH      | MERCER        | ADJ    | 7/65                   | BEULAH                                |                      |
| BISMARCK    | BURLEIGH      | ADJ    | 1/55                   | BISMARCK                              |                      |
| BOTTINEAU   | BOTTINEAU     | ADJ    | 7/84                   | BOTTINEAU                             |                      |
| BOWDON      | WELLS         | NATL   |                        | BOWDON                                |                      |
| BOWMAN      | BOWMAN        | NATL   |                        | BOWMAN                                |                      |
| BRIARWOOD   | CASS          | NATL   |                        | BRIARWOOD                             |                      |
| BUFFALO     | CASS          | CONS   |                        | BUFFALO                               | CASS RWS (PHASE III) |
| BUFFALO     | CASS          | ADJ    | 1/84                   | CASS RWS (PHASE III)                  |                      |
| CANDO       | TOWNER        | ADJ    | 10/68                  | CANDO                                 |                      |
| CARRINGTON  | FOSTER        | ADJ    | 8/65                   | CARRINGTON                            |                      |

COMMUNITIES SERVED FLUORIDATED DRINKING WATER,  
BY COUNTY AND WATER SYSTEM WITHIN STATE (AS OF 12/31/85)

## NORTH DAKOTA

| COMMUNITY              | COUNTY      | STATUS | FLUOR<br>START<br>DATE | SYSTEM SUPPLYING<br>FLUORIDATED WATER | SOURCE SYSTEM         |
|------------------------|-------------|--------|------------------------|---------------------------------------|-----------------------|
| CASSELTON              | CASS        | ADJ    | 4/84                   | CASS RWS (PHASE II)                   |                       |
| CASSELTON              | CASS        | CONS   |                        | CASSELTON                             | CASS RWS (PHASE II)   |
| CAVALIER               | PEMBINA     | ADJ    | 6/60                   | CAVALIER                              |                       |
| CENTER                 | OLIVER      | ADJ    | 7/71                   | CENTER                                |                       |
| COGSWELL               | SARGENT     | ADJ    | 8/83                   | COGSWELL                              |                       |
| COLFAX                 | RICHLAND    | NATL   |                        | COLFAX                                |                       |
| COLUMBUS               | BURKE       | NATL   |                        | COLUMBUS                              |                       |
| COOPERSTOWN            | GRIGGS      | ADJ    | 7/58                   | COOPERSTOWN                           |                       |
| CRARY                  | RAMSEY      | ADJ    | 3/75                   | CRARY                                 |                       |
| CROSBY                 | DIVIDE      | ADJ    | 2/69                   | CROSBY                                |                       |
| DEVILS LAKE            | RAMSEY      | ADJ    | 11/64                  | DEVILS LAKE                           |                       |
| DICKINSON              | STARK       | ADJ    | 7/52                   | DICKINSON                             |                       |
| DODGE                  | DUNN        | NATL   |                        | DODGE                                 |                       |
| DRAYTON                | PEMBINA     | ADJ    | 9/65                   | DRAYTON                               |                       |
| DUNN CENTER            | DUNN        | NATL   |                        | DUNN CENTER                           |                       |
| DUNSEITH (PART)        | ROLETTE     | CONS   |                        | DUNSEITH-NORTH HOUSING                | BELCOURT RURAL WATER  |
| DUNSEITH (PART)        | ROLETTE     | ADJ    | 12/78                  | DUNSEITH-EAST HOUSING                 |                       |
| DUNSEITH-NORTH HOUSING | ROLETTE     | ADJ    | 10/84                  | BELCOURT RURAL WATER                  |                       |
| EDGELEY                | LA MOURE    | ADJ    | 4/68                   | EDGELEY                               |                       |
| ELLENDALE              | DICKEY      | ADJ    | 4/66                   | ELLENDALE                             |                       |
| EMERADO                | GRAND FORKS | ADJ    | 2/77                   | GRAND FORKS-TRAIL RWS                 |                       |
| EMERADO                | GRAND FORKS | CONS   |                        | EMERADO                               | GRAND FORKS-TRAIL RWS |
| ENDERLIN               | RANSOM      | ADJ    | 11/67                  | ENDERLIN                              |                       |
| ESMOND                 | BENSON      | NATL   |                        | ESMOND                                |                       |

COMMUNITIES SERVED FLUORIDATED DRINKING WATER,  
 BY COUNTY AND WATER SYSTEM WITHIN STATE (AS OF 12/31/85)

## NORTH DAKOTA

| COMMUNITY       | COUNTY        | STATUS | FLUOR<br>START<br>DATE | SYSTEM SUPPLYING<br>FLUORIDATED WATER | SOURCE SYSTEM |
|-----------------|---------------|--------|------------------------|---------------------------------------|---------------|
| FARGO           | CASS          | ADJ    | 5/52                   | FARGO                                 |               |
| FESSENDEN       | WELLS         | ADJ    | 2/67                   | FESSENDEN                             |               |
| FLASHER         | MORTON        | NATL   |                        | FLASHER                               |               |
| FLAXTON         | BURKE         | NATL   |                        | FLAXTON                               |               |
| FORBES          | DICKEY        | NATL   |                        | FORBES                                |               |
| FORT YATES      | SIOUX         | ADJ    | 12/67                  | FORT YATES                            |               |
| FULLERTON       | DICKEY        | NATL   |                        | FULLERTON                             |               |
| GARDNER         | CASS          | NATL   |                        | GARDNER                               |               |
| GARRISON        | MCLEAN        | ADJ    | 10/74                  | GARRISON                              |               |
| GLADSTONE       | STARK         | NATL   |                        | GLADSTONE                             |               |
| GLEN ULLIN      | MORTON        | NATL   |                        | GLEN ULLIN                            |               |
| GOLDEN VALLEY   | MERCER        | NATL   |                        | GOLDEN VALLEY                         |               |
| GOLVA           | GOLDEN VALLEY | NATL   |                        | GOLVA                                 |               |
| GOODRICH        | SHERIDAN      | NATL   |                        | GOODRICH                              |               |
| GRAFTON         | WALSH         | ADJ    | 4/66                   | GRAFTON                               |               |
| GRAND FORKS     | GRAND FORKS   | ADJ    | 3/58                   | GRAND FORKS                           |               |
| GRAND FORKS AFB | GRAND FORKS   | CONS   |                        | GRAND FORKS AFB                       | GRAND FORKS   |
| GWINNER         | SARGENT       | ADJ    | 2/79                   | GWINNER                               |               |
| HAGUE           | EMMONS        | NATL   |                        | HAGUE                                 |               |
| HALLIDAY        | DUNN          | NATL   |                        | HALLIDAY                              |               |
| HANKINSON       | RICHLAND      | ADJ    | 4/81                   | HANKINSON                             |               |
| HARVEY          | WELLS         | ADJ    | 1/83                   | HARVEY                                |               |
| HATTON          | TRAILL        | NATL   |                        | HATTON                                |               |
| HAZEN           | MERCER        | ADJ    | 7/66                   | HAZEN                                 |               |

COMMUNITIES SERVED FLUORIDATED DRINKING WATER,  
BY COUNTY AND WATER SYSTEM WITHIN STATE (AS OF 12/31/85)

## NORTH DAKOTA

| COMMUNITY | COUNTY      | STATUS | FLUOR<br>START<br>DATE | SYSTEM SUPPLYING<br>FLUORIDATED WATER | SOURCE SYSTEM        |
|-----------|-------------|--------|------------------------|---------------------------------------|----------------------|
| HEBRON    | MORTON      | NATL   |                        | HEBRON                                |                      |
| HETTINGER | ADAMS       | NATL   |                        | HETTINGER                             |                      |
| HILLSBORO | TRAILL      | ADJ    | 6/60                   | HILLSBORO                             |                      |
| HUNTER    | CASS        | CONS   |                        | HUNTER                                | CASS RWS (PHASE III) |
| HUNTER    | CASS        | ADJ    | 1/84                   | CASS RWS (PHASE III)                  |                      |
| JAMESTOWN | STUTSMAN    | ADJ    | 7/56                   | JAMESTOWN                             |                      |
| KENMARE   | WARD        | NATL   |                        | KENMARE                               |                      |
| KILLDEER  | DUNN        | ADJ    | 5/84                   | KILLDEER                              |                      |
| KULM      | LA MOURE    | ADJ    | 9/71                   | KULM                                  |                      |
| LA MOURE  | LA MOURE    | ADJ    | 12/68                  | LA MOURE                              |                      |
| LAKOTA    | NELSON      | ADJ    | 8/66                   | LAKOTA                                |                      |
| LANGDON   | CAVALIER    | ADJ    | 11/65                  | LANGDON                               |                      |
| LANSFORD  | BOTTINEAU   | NATL   |                        | UPPER SOURIS RWS (SYS II)             |                      |
| LARIMORE  | GRAND FORKS | ADJ    | 5/66                   | LARIMORE                              |                      |
| LEEDS     | BENSON      | NATL   |                        | LEEDS                                 |                      |
| LIBSON    | RANSOM      | ADJ    | 12/65                  | LIBSON                                |                      |
| LINCOLN   | BURLEIGH    | ADJ    | 9/75                   | LINCOLN                               |                      |
| LINTON    | EMMONS      | ADJ    | 8/68                   | LINTON                                |                      |
| LUDDEN    | DICKEY      | NATL   |                        | LUDDEN                                |                      |
| MADDOCK   | BENSON      | ADJ    | 12/69                  | MADDOCK                               |                      |
| MANDAN    | MORTON      | ADJ    | 10/52                  | MANDAN                                |                      |
| MANTADOR  | RICHLAND    | ADJ    | 1/85                   | RICHLAND RWS                          |                      |
| MANTADOR  | RICHLAND    | CONS   |                        | MANTADOR                              | RICHLAND RWS         |
| MAPLETON  | CASS        | ADJ    | 2/84                   | CASS RWS (PHASE I)                    |                      |

COMMUNITIES SERVED FLUORIDATED DRINKING WATER,  
BY COUNTY AND WATER SYSTEM WITHIN STATE (AS OF 12/31/85)

## NORTH DAKOTA

| COMMUNITY            | COUNTY   | STATUS | FLUOR<br>START<br>DATE | SYSTEM SUPPLYING<br>FLUORIDATED WATER | SOURCE SYSTEM              |
|----------------------|----------|--------|------------------------|---------------------------------------|----------------------------|
| MAPLETON             | CASS     | CONS   |                        | MAPLETON                              | CASS RWS (PHASE I)         |
| MARION               | LAMOURE  | ADJ    | 8/83                   | MARION                                |                            |
| MAX                  | MCLEAN   | CONS   |                        | MAX                                   | NORTH PRAIRIE RWS (SYS II) |
| MAX                  | MCLEAN   | CONS   |                        | NORTH PRAIRIE RWS (SYS II)            | MINOT                      |
| MAYVILLE             | TRAILL   | ADJ    | 5/68                   | MAYVILLE                              |                            |
| MCCLUSKY             | SHERIDAN | NATL   |                        | MCCLUSKY                              |                            |
| MCVILLE              | NELSON   | ADJ    | 9/68                   | MCVILLE                               |                            |
| MEDORA               | BILLINGS | NATL   |                        | MEDORA                                |                            |
| MILNOR (PART)        | SARGENT  | NATL   |                        | BERG WELL CO                          |                            |
| MILNOR (PART)        | SARGENT  | NATL   |                        | GEORGE WEEL CO                        |                            |
| MILNOR (PART)        | SARGENT  | NATL   |                        | LARSON WELL CO                        |                            |
| MILNOR (PART)        | SARGENT  | NATL   |                        | NELSON WELL CO                        |                            |
| MILNOR (PART)        | SARGENT  | NATL   |                        | NORTH WELL CO                         |                            |
| MILNOR (PART)        | SARGENT  | NATL   |                        | NEDERSON WELL CO                      |                            |
| MILNOR (PART)        | SARGENT  | NATL   |                        | POOL WELL CO                          |                            |
| MILNOR (PART)        | SARGENT  | NATL   |                        | TAYLOR WELL CO                        |                            |
| MILTON               | CAVALIER | NATL   |                        | MILTON                                |                            |
| MINDT AFB            | WARD     | CONS   |                        | MINDT AFB                             | MINOT                      |
| MINNEWAUKAN          | BENSON   | ADJ    | 7/85                   | MINNEWAUKAN                           |                            |
| MINOT                | WARD     | ADJ    | 5/56                   | MINOT                                 |                            |
| MINOT AIR FORCE BASE | WARD     | ADJ    | 3/61                   | MINOT                                 |                            |
| MINTO                | WALSH    | ADJ    | 12/73                  | MINTO                                 |                            |
| MOHALL               | RENVILLE | ADJ    | 9/68                   | MOHALL                                |                            |
| MONANGO              | DICKNEY  | NATL   |                        | MONANGO                               |                            |

COMMUNITIES SERVED FLUORIDATED DRINKING WATER,  
BY COUNTY AND WATER SYSTEM WITHIN STATE (AS OF 12/31/85)

## NORTH DAKOTA

| COMMUNITY      | COUNTY        | STATUS | FLUOR<br>START<br>DATE | SYSTEM SUPPLYING<br>FLUORIDATED WATER | SOURCE SYSTEM |
|----------------|---------------|--------|------------------------|---------------------------------------|---------------|
| MOORETON       | RICHLAND      | ADJ    | 1/85                   | RICHLAND RWS                          |               |
| MOORETON       | RICHLAND      | CONS   |                        | MOORETON                              | RICHLAND RWS  |
| MOTT           | HETTINGER     | NATL   |                        | MOTT                                  |               |
| NECHE          | PEMBINA       | ADJ    | 12/66                  | NECHE                                 |               |
| NEW ENGLAND    | HETTINGER     | NATL   |                        | NEW ENGLAND                           |               |
| NEW LEIPZIG    | GRANT         | NATL   |                        | NEW LEIPZIG                           |               |
| NEW ROCKFORD   | EDDY          | ADJ    | 5/68                   | NEW ROCKFORD                          |               |
| NEW SALEM      | MORTON        | ADJ    | 10/78                  | NEW SALEM                             |               |
| NEW TOWN       | MOUNTRAIL     | ADJ    | 2/66                   | NEW TOWN                              |               |
| NOONAN         | DIVIDE        | NATL   |                        | NOONAN                                |               |
| PARK RIVER     | WALSH         | ADJ    | 4/66                   | PARK RIVER                            |               |
| PARSHALL       | MOUNTRAIL     | ADJ    | 9/66                   | PARSHALL                              |               |
| PEMBINA        | PEMBINA       | ADJ    | 9/71                   | PEMBINA                               |               |
| PICK CITY      | MERCER        | ADJ    | 6/79                   | PICK CITY                             |               |
| PORTAL         | BURKE         | NATL   |                        | PORTAL                                |               |
| RAY            | WILLIAMS      | ADJ    | 11/83                  | RAY & TIOGA WS                        |               |
| REEDER         | ADAMS         | NATL   |                        | REEDER                                |               |
| REGENT         | HETTINGER     | NATL   |                        | REGENT                                |               |
| RHAME          | BOWMAN        | NATL   |                        | RHAME                                 |               |
| ROCKLAKE       | TOWNER        | ADJ    | 10/68                  | ROCK LAKE                             |               |
| ROLLA          | ROLETTE       | ADJ    | 3/60                   | ROLLA                                 |               |
| RUGBY          | PIERCE        | ADJ    | 11/58                  | RUGBY                                 |               |
| SCRANTON       | BOWMAN        | NATL   |                        | SCRANTON                              |               |
| SENTINEL BUTTE | GOLDEN VALLEY | NATL   |                        | SENTINEL BUTTE                        |               |

COMMUNITIES SERVED FLUORIDATED DRINKING WATER,  
BY COUNTY AND WATER SYSTEM WITHIN STATE (AS OF 12/31/85)

## NORTH DAKOTA

| COMMUNITY          | COUNTY    | STATUS | FLUOR<br>START<br>DATE | SYSTEM SUPPLYING<br>FLUORIDATED WATER | SOURCE SYSTEM                |
|--------------------|-----------|--------|------------------------|---------------------------------------|------------------------------|
| SHELDON            | RANSOM    | CONS   |                        | SHELDON                               | ENDERLIN                     |
| SHELDON            | RANSOM    | ADJ    | 11/67                  | ENDERLIN                              |                              |
| SOLEN              | SIOUX     | NATL   |                        | SOLEN                                 |                              |
| SOUTH HEART        | STARK     | NATL   |                        | SOUTH HEART                           |                              |
| ST. THOMAS         | PEMBINA   | ADJ    | 11/84                  | NORTH VALLEY RWA (SYSTEM II)          |                              |
| ST. THOMAS         | PEMBINA   | CONS   |                        | ST THOMAS                             | NORTH VALLEY RWA (SYSTEM II) |
| STANLEY            | MOUNTRAIL | ADJ    | 2/85                   | STANLEY                               |                              |
| STANTON            | MERCER    | ADJ    | 11/78                  | STANTON                               |                              |
| STEELE             | KIDDER    | ADJ    | 6/70                   | STEELE                                |                              |
| TAYLOR             | STARK     | NATL   |                        | TAYLOR                                |                              |
| TIOGA              | WILLIAMS  | ADJ    | 11/83                  | RAY & TIOGA WS                        |                              |
| TURTLE LAKE        | MCLEAN    | ADJ    | 2/85                   | TURTLE LAKE                           |                              |
| UNDERWOOD          | MCLEAN    | ADJ    | 6/83                   | UNDERWOOD                             |                              |
| UNIVERSITY OF MARY | BURLEIGH  | NATL   |                        | UNIVERSITY OF MARY                    |                              |
| VALLEY CITY        | BARNES    | ADJ    | 2/58                   | VALLEY CITY                           |                              |
| VELVA              | MCHENRY   | ADJ    | 3/63                   | VELVA                                 |                              |
| VENTURIA           | MCINTOSH  | NATL   |                        | VENTURIA                              |                              |
| VERONA             | LA MOURE  | NATL   |                        | VERONA                                |                              |
| WAHPETON           | RICHLAND  | ADJ    | 2/75                   | WAHPETON                              |                              |
| WALHALLA           | PEMBINA   | ADJ    | 12/75                  | WALHALLA                              |                              |
| WASHBURN           | MCLEAN    | ADJ    | 12/69                  | WASHBURN                              |                              |
| WAITFORD CITY      | MCKENZIE  | ADJ    | 6/68                   | WAITFORD CITY                         |                              |
| WEST FARGO         | CASS      | ADJ    | 10/77                  | WEST FARGO                            |                              |
| WILLISTON          | WILLIAMS  | ADJ    | 4/53                   | WILLISTON                             |                              |



COMMUNITIES SERVED FLUORIDATED DRINKING WATER,  
 BY COUNTY AND WATER SYSTEM WITHIN STATE (AS OF 12/31/85)

**NORTH DAKOTA**

| COMMUNITY | COUNTY   | STATUS | FLUOR<br>START<br>DATE | SYSTEM SUPPLYING<br>FLUORIDATED WATER | SOURCE SYSTEM |
|-----------|----------|--------|------------------------|---------------------------------------|---------------|
| WILLISTON | WILLIAMS | ADJ    | 4/53                   | WILLISTON                             |               |
| WISHEK    | MCINTOSH | ADJ    | 4/70                   | WISHEK                                |               |
| WYDMERE   | RICHLAND | ADJ    | 10/75                  | WYDMERE                               |               |
| ZAP       | MERCER   | ADJ    | 7/85                   | ZAP                                   |               |

COMMUNITIES SERVED FLUORIDATED DRINKING WATER,  
BY COUNTY AND WATER SYSTEM WITHIN STATE (AS OF 12/31/85)

OHIO

| COMMUNITY                | COUNTY    | STATUS | FLUOR<br>START<br>DATE | SYSTEM SUPPLYING<br>FLUORIDATED WATER | SOURCE SYSTEM         |
|--------------------------|-----------|--------|------------------------|---------------------------------------|-----------------------|
| ADA                      | HARDIN    | NATL   |                        | ADA                                   |                       |
| ADELPHI                  | ROSS      | ADJ    | 7/75                   | ROSS CO WTR CO                        |                       |
| ADENA                    | JEFFERSON | CONS   |                        | ADENA                                 | TRI-COUNTY WTR AUTH   |
| AKRON                    | SUMMIT    | ADJ    | 11/69                  | AKRON                                 |                       |
| ALBANY                   | ATHENS    | ADJ    | 9/77                   | LE-AX WATER CO                        |                       |
| ALBANY                   | ATHENS    | CONS   |                        | ALBANY                                | LE-AX WATER CO        |
| ALEXANDRIA               | LICKING   | CONS   |                        | ALEXANDRIA                            | GRANVILLE             |
| ALGER                    | HARDIN    | NATL   |                        | ALGER                                 |                       |
| ALLIANCE                 | STARK     | ADJ    | 9/71                   | ALLIANCE                              |                       |
| AMBERLY                  | HAMILTON  | ADJ    | 1/79                   | CINCINNATI-CALIFORNIA                 |                       |
| AMHERST                  | LORAIN    | CONS   |                        | AMHERST                               | ELYRIA                |
| AMSTERDAM                | JEFFERSON | NATL   |                        | AMSTERDAM                             |                       |
| ANNA                     | SHELBY    | NATL   |                        | ANNA                                  |                       |
| ANSONIA                  | DARKE     | NATL   |                        | ANSONIA                               |                       |
| ANTIOCH                  | MONROE    | CONS   |                        | MONROE WATER DIST-SOUTH               | WOODSFIELD            |
| ANTIWERP                 | PAULDING  | NATL   |                        | ANTIWERP                              |                       |
| ARCHBOLD                 | FULTON    | ADJ    | 5/84                   | ARCHBOLD                              |                       |
| ARLINGTON                | HANCOCK   | NATL   |                        | ARLINGTON                             |                       |
| ARLINGTON HEIGHTS        | HAMILTON  | CONS   |                        | ARLINGTON HEIGHTS                     | CINCINNATI-CALIFORNIA |
| ARROWHEAD HILLS UTIL CO  | SHELBY    | NATL   |                        | ARROWHEAD HILLS UTIL CO               |                       |
| ASHLAND                  | ASHLAND   | ADJ    | 2/72                   | ASHLAND                               |                       |
| ASHTABULA                | ASHTABULA | ADJ    | 1/71                   | OHIO-AMER, ASHTABULA                  |                       |
| ATTICA                   | SENECA    | ADJ    | 4/85                   | ATTICA                                |                       |
| AUGLA. CO, SOUTHMOOR SHR | AUGLAIZE  | NATL   |                        | AUGLAIZE CO-SOUTHMOOR SHRS            |                       |

COMMUNITIES SERVED FLUORIDATED DRINKING WATER,  
BY COUNTY AND WATER SYSTEM WITHIN STATE (AS OF 12/31/85)

OHIO

| COMMUNITY           | COUNTY     | STATUS | FLUOR<br>START<br>DATE | SYSTEM SUPPLYING<br>FLUORIDATED WATER | SOURCE SYSTEM           |
|---------------------|------------|--------|------------------------|---------------------------------------|-------------------------|
| AURORA              | PORTAGE    | CONS   |                        | AURORA                                | PORTAGE CO SHALERSVILLE |
| AVON                | LORAIN     | CONS   |                        | AVON                                  | AVON LAKE               |
| AVON LAKE           | LORAIN     | ADJ    | 8/51                   | AVON LAKE                             |                         |
| BALTIMORE           | FAIRFIELD  | NATL   |                        | BALTIMORE                             |                         |
| BARBERTON           | SUMMIT     | ADJ    | 3/71                   | BARBERTON                             |                         |
| BARNESVILLE         | BELMONT    | ADJ    | 6/75                   | BARNESVILLE                           |                         |
| BAY VILLAGE         | CUYAHOGA   | ADJ    | 7/56                   | CLEVELAND-BALDWIN                     |                         |
| BEACH CITY          | STARK      | ADJ    | 2/85                   | BEACH CITY                            |                         |
| BEACHWOOD           | CUYAHOGA   | ADJ    | 7/56                   | CLEVELAND-BALDWIN                     |                         |
| BEALLSVILLE VILLAGE | MONROE     | ADJ    | 12/82                  | SWITZERLAND OF OHIO WD                |                         |
| BEAVERCREEK (PART)  | GREENE     | ADJ    | 11/81                  | GREENE CO NORTH BEAVERCREEK           |                         |
| BEAVERDAM           | ALLEN      | NATL   |                        | BEAVERDAM                             |                         |
| BEDFORD             | CUYAHOGA   | CONS   |                        | BEDFORD                               | CLEVELAND-BALDWIN       |
| BEDFORD HEIGHTS     | CUYAHOGA   | ADJ    | 7/56                   | CLEVELAND-BALDWIN                     |                         |
| BELLAIRE            | BELMONT    | ADJ    | 7/72                   | BELLAIRE                              |                         |
| BELLE CENTER        | LOGAN      | NATL   |                        | BELLE CENTER                          |                         |
| BELMONT             | BELMONT    | ADJ    | 2/78                   | BELMONT CO SAN DIST 3                 |                         |
| BELPRE              | WASHINGTON | ADJ    | 12/66                  | BELPRE                                |                         |
| BENTLEYVILLE        | CUYAHOGA   | ADJ    | 7/56                   | CLEVELAND-BALDWIN                     |                         |
| BEREA               | CUYAHOGA   | ADJ    | 11/56                  | BEREA                                 |                         |
| BETHEL              | CLERMONT   | ADJ    | /84                    | BETHEL                                |                         |
| BETTSVILLE          | SENECA     | NATL   |                        | BETTSVILLE                            |                         |
| BEXLEY              | FRANKLIN   | CONS   |                        | BEXLEY                                | COLUMBUS-DUBLIN ROAD    |
| BLACKLICK ESTATES   | FRANKLIN   | ADJ    | 10/73                  | OHIO UTILS-BLACKLICK                  |                         |

COMMUNITIES SERVED FLUORIDATED DRINKING WATER,  
BY COUNTY AND WATER SYSTEM WITHIN STATE (AS OF 12/31/85)

OHIO

| COMMUNITY         | COUNTY     | STATUS | FLUOR<br>START<br>DATE | SYSTEM SUPPLYING<br>FLUORIDATED WATER | SOURCE SYSTEM            |
|-------------------|------------|--------|------------------------|---------------------------------------|--------------------------|
| BLOOMDALE         | WOOD       | NATL   |                        | BLOOMDALE                             |                          |
| BLOOMINGBURG      | FAYETTE    | NATL   |                        | BLOOMINGBURG                          |                          |
| BLOOMINGDALE      | JEFFERSON  | CONS   |                        | JEFFERSON CO SD M                     | STEBENVILLE              |
| BLOOMVILLE        | SENECA     | NATL   |                        | BLOOMVILLE                            |                          |
| BLUE ASH          | HAMILTON   | ADJ    | 1/79                   | CINCINNATI-CALIFORNIA                 |                          |
| BLUFFTON          | ALLEN      | NATL   |                        | BLUFFTON                              |                          |
| BOTKINS           | SHELBY     | NATL   |                        | BOTKINS                               |                          |
| BOWERSVILLE       | GREENE     | NATL   |                        | BOWERSVILLE                           |                          |
| BOWLING GREEN     | WOOD       | ADJ    | 11/61                  | BOWLING GREEN                         |                          |
| BRATENAHL         | CUYAHOGA   | ADJ    | 7/56                   | CLEVELAND-BALDWIN                     |                          |
| BRECKSVILLE       | CUYAHOGA   | ADJ    | 7/56                   | CLEVELAND-BALDWIN                     |                          |
| BRICE             | FRANKLIN   | ADJ    | 1/73                   | COLUMBUS-DUBLIN ROAD                  |                          |
| BRIDGEPORT        | BELMONT    | ADJ    | 2/78                   | BRIDGEPORT                            |                          |
| BROADVIEW HEIGHTS | CUYAHOGA   | ADJ    | 7/56                   | CLEVELAND-BALDWIN                     |                          |
| BROOK PARK        | CUYAHOGA   | ADJ    | 7/56                   | CLEVELAND-BALDWIN                     |                          |
| BROOKFIELD        | TRUMBULL   | CONS   |                        | TRUMBULL CO-BROOKFIELD                | SHENANGO VALLEY WATER CO |
| BROOKLYN          | CUYAHOGA   | ADJ    | 7/56                   | CLEVELAND-BALDWIN                     |                          |
| BROOKLYN HEIGHTS  | CUYAHOGA   | ADJ    | 7/56                   | CLEVELAND-BALDWIN                     |                          |
| BROOKSIDE VILLAGE | BELMONT    | ADJ    | 2/78                   | BRIDGEPORT                            |                          |
| BROOKVILLE        | MONTGOMERY | CONS   |                        | BROOKVILLE                            | DAYTON-OTTAWA            |
| BRUNSWICK         | MEDINA     | ADJ    | 7/56                   | CLEVELAND-BALDWIN                     |                          |
| BRYAN             | WILLIAMS   | NATL   |                        | BRYAN                                 |                          |
| BUCHTEL           | ATHENS     | ADJ    | 2/72                   | NELSONVILLE                           |                          |
| BUCKEYE LAKE      | LICKING    | NATL   |                        | BUCKEYE LAKE PARK CO                  |                          |

COMMUNITIES SERVED FLUORIDATED DRINKING WATER,  
BY COUNTY AND WATER SYSTEM WITHIN STATE (AS OF 12/31/85)

# OHIO

| COMMUNITY           | COUNTY      | STATUS | FLUOR<br>START<br>DATE | SYSTEM SUPPLYING<br>FLUORIDATED WATER | SOURCE SYSTEM            |
|---------------------|-------------|--------|------------------------|---------------------------------------|--------------------------|
| BUCYRUS             | CRAWFORD    | ADJ    | 7/73                   | BUCYRUS                               |                          |
| CADIZ               | HARRISON    | ADJ    | 6/75                   | CADIZ                                 |                          |
| CAMBRIDGE           | GUERNSEY    | ADJ    | 11/70                  | CAMBRIDGE                             |                          |
| CAMPBELL            | MAHONING    | ADJ    | 1/74                   | CAMPBELL                              |                          |
| CANAL WINCHESTER    | FRANKLIN    | ADJ    | 2/81                   | CANAL WINCHESTER                      |                          |
| CANFIELD            | MAHONING    | CONS   |                        | CANFIELD                              | MAHONING VALLEY SAN DIST |
| CANTON (PART)       | STARK       | ADJ    | 3/84                   | CANTON NE                             |                          |
| CANTON (PART)       | STARK       | ADJ    | 3/84                   | CANTON NW                             |                          |
| CANTON (PART)       | STARK       | ADJ    | 3/84                   | CANTON SUGARCREEK                     |                          |
| CARDINGTON          | MORROW      | NATL   |                        | CARDINGTON                            |                          |
| CARROLL             | FAIRFIELD   | NATL   |                        | CARROLL                               |                          |
| CARROLLTON          | CARROLL     | ADJ    | 9/74                   | CARROLLTON                            |                          |
| CEDARVILLE          | GREENE      | ADJ    | 9/81                   | CEDARVILLE                            |                          |
| CENTERBURG          | KNOX        | NATL   |                        | CENTERBURG                            |                          |
| CHARDON             | GEAUGA      | ADJ    | 4/84                   | CHARDON                               |                          |
| CHERRY FORK VILLAGE | ADAMS       | ADJ    | 10/70                  | ADAMS CO WATER COMPANY                |                          |
| CHEVIOT             | HAMILTON    | ADJ    | 1/79                   | CINCINNATI-CALIFORNIA                 |                          |
| CHILLICOTHE         | ROSS        | ADJ    | 12/69                  | CHILLICOTHE                           |                          |
| CHRISTIANBURG       | CHAMPAIGN   | NATL   |                        | CHRISTIANBURG                         |                          |
| CINCINNATI          | HAMILTON    | ADJ    | 1/79                   | CINCINNATI-CALIFORNIA                 |                          |
| CIRCLEVILLE         | PICKAWAY    | ADJ    | 11/72                  | CIRCLEVILLE                           |                          |
| CLARKSBURG          | ROSS        | NATL   |                        | CLARKSBURG                            |                          |
| CLAYTON             | MONTEGOMERY | ADJ    | 3/77                   | DAYTON-MIAMI                          |                          |
| CLEVELAND           | CUYAHOCA    | ADJ    | 7/56                   | CLEVELAND-BALDWIN                     |                          |

COMMUNITIES SERVED FLUORIDATED DRINKING WATER,  
BY COUNTY AND WATER SYSTEM WITHIN STATE (AS OF 12/31/85)

OHIO

| COMMUNITY         | COUNTY     | STATUS | FLUOR<br>START<br>DATE | SYSTEM SUPPLYING<br>FLUORIDATED WATER | SOURCE SYSTEM            |
|-------------------|------------|--------|------------------------|---------------------------------------|--------------------------|
| CLEVELAND HEIGHTS | CUYAHOGA   | CONS   |                        | CLEVELAND HEIGHTS                     | CLEVELAND-BALDWIN        |
| CLYDE             | SANDUSKY   | ADJ    | 12/73                  | CLYDE                                 |                          |
| COLDWATER         | MERCER     | NATL   |                        | COLDWATER                             |                          |
| COLUMBIANA        | COLUMBIANA | ADJ    | 12/73                  | COLUMBIANA                            |                          |
| COLUMBUS          | FRANKLIN   | ADJ    | 1/73                   | COLUMBUS-DUBLIN ROAD                  |                          |
| COLUMBUS GROVE    | PUTNAM     | NATL   |                        | COLUMBUS GROVE                        |                          |
| CONNEAUT          | ASHTABULA  | ADJ    | 11/76                  | CONNEAUT                              |                          |
| CONTINENTAL       | PUTNAM     | NATL   |                        | CONTINENTAL                           |                          |
| CONVOY            | VAN WERT   | NATL   |                        | CONVOY                                |                          |
| COOLVILLE         | ATHENS     | CONS   |                        | COOLVILLE                             | TUPPER PLAINS-CHESTER WD |
| CORNING           | PERRY      | CONS   |                        | CORNING                               | OHIO DNR-BURR OAK        |
| CORTLAND          | TRUMBULL   | ADJ    | 5/83                   | CORTLAND                              |                          |
| COSHOCTON         | COSHOCTON  | ADJ    | 10/74                  | COSHOCTON                             |                          |
| CRIDERSVILLE      | AUGLAIZE   | NATL   |                        | CRIDERSVILLE                          |                          |
| CROOKSVILLE       | PERRY      | ADJ    | 6/85                   | CROOKSVILLE                           |                          |
| CUYAHOGA FALLS    | SUMMITT    | ADJ    | 1/84                   | CUYAHOGA FALLS                        |                          |
| CUYAHOGA HEIGHTS  | CUYAHOGA   | ADJ    | 7/56                   | CLEVELAND-BALDWIN                     |                          |
| DAYTON            | MONTCOMERY | ADJ    | 3/77                   | DAYTON-MIAMI                          |                          |
| DE GRAFF          | LOGAN      | NATL   |                        | DE GRAFF                              |                          |
| DEER PARK         | HAMILTON   | ADJ    | 1/79                   | CINCINNATI-CALIFORNIA                 |                          |
| DEFIANCE          | DEFIANCE   | ADJ    | 4/64                   | DEFIANCE                              |                          |
| DELPHOS           | ALLEN      | NATL   |                        | DELPHOS                               |                          |
| DESHLER           | HENRY      | NATL   |                        | DESHLER                               |                          |
| DUBLIN            | FRANKLIN   | ADJ    | 1/73                   | COLUMBUS-DUBLIN ROAD                  |                          |

COMMUNITIES SERVED FLUORIDATED DRINKING WATER,  
BY COUNTY AND WATER SYSTEM WITHIN STATE (AS OF 12/31/85)

OHIO

0180

| COMMUNITY        | COUNTY     | STATUS | FLUOR<br>START<br>DATE | SYSTEM SUPPLYING<br>FLUORIDATED WATER | SOURCE SYSTEM     |
|------------------|------------|--------|------------------------|---------------------------------------|-------------------|
| DUNKIRK          | HARDIN     | NATL   |                        | DUNKIRK                               |                   |
| EAST CANTON      | STARK      | CONS   |                        | EAST CANTON                           | CANTON NE         |
| EAST CLEVELAND   | CUYAHOGA   | CONS   |                        | EAST CLEVELAND                        | CLEVELAND-BALDWIN |
| EAST LIVERPOOL   | COLUMBIANA | ADJ    | 12/81                  | EAST LIVERPOOL                        |                   |
| EAST PALESTINE   | COLUMBIANA | ADJ    | 8/72                   | EAST PALESTINE                        |                   |
| EATON            | PREBLE     | NATL   |                        | EATON                                 |                   |
| EDON             | WILLIAMS   | NATL   |                        | EDON                                  |                   |
| ELDORADO         | PREBLE     | NATL   |                        | ELDORADO                              |                   |
| ELIDA            | ALLEN      | CONS   |                        | ELIDA                                 | LIMA              |
| ELMORE           | OTTAWA     | NATL   |                        | ELMORE                                |                   |
| ELMWOOD PLACE    | HAMILTON   | ADJ    | 1/79                   | CINCINNATI-CALIFORNIA                 |                   |
| ELYRIA           | LORAIN     | ADJ    | 5/54                   | ELYRIA                                |                   |
| EMPIRE           | JEFFERSON  | CONS   |                        | JEFFERSON CO SD M                     | STEUBENVILLE      |
| ENGLEWOOD        | MONTGOMERY | ADJ    | 1/73                   | ENGLEWOOD                             |                   |
| ENON             | CLARK      | ADJ    | 10/84                  | ENON                                  |                   |
| EUCLID           | CUYAHOGA   | ADJ    | 7/56                   | CLEVELAND-BALDWIN                     |                   |
| EVENDALE         | HAMILTON   | ADJ    | 1/79                   | CINCINNATI-CALIFORNIA                 |                   |
| FAIRFAX          | HAMILTON   | ADJ    | 1/79                   | CINCINNATI-CALIFORNIA                 |                   |
| FAIRFIELD (PART) | BUTLER     | ADJ    | 10/70                  | FAIRFIELD-LIME SODA PLANT             |                   |
| FAIRFIELD (PART) | BUTLER     | ADJ    | 10/84                  | FAIRFIELD CO WATER DIST               |                   |
| FAIRFIELD (PART) | BUTLER     | ADJ    | 10/70                  | FAIRFIELD-ION EXCHANGE PLT            |                   |
| FAIRPORT HARBOR  | LAKE       | ADJ    | 10/64                  | FAIRPORT HARBOR                       |                   |
| FAIRVIEW PARK    | CUYAHOGA   | ADJ    | 7/56                   | CLEVELAND-BALDWIN                     |                   |
| FARMERSVILLE     | MONTGOMERY | NATL   |                        | FARMERSVILLE                          |                   |

COMMUNITIES SERVED FLUORIDATED DRINKING WATER,  
BY COUNTY AND WATER SYSTEM WITHIN STATE (AS OF 12/31/85)

# OHIO

| COMMUNITY           | COUNTY     | STATUS | FLUOR<br>START<br>DATE | SYSTEM SUPPLYING<br>FLUORIDATED WATER   | SOURCE SYSTEM            |
|---------------------|------------|--------|------------------------|---|--------------------------|
| FAYETTE             | FULTON     | ADJ    | 1/83                   | FAYETTE                                 |                          |
| FINDLAY             | HANCOCK    | ADJ    | 4/57                   | FINDLAY                                 |                          |
| FLETCHER            | MIAMI      | NATL   |                        | FLETCHER                                |                          |
| FLORIDA             | HENRY      | CONS   |                        | FLORIDA                                 | NAPOLEON                 |
| FOREST PARK         | HAMILTON   | ADJ    | 1/79                   | CINCINNATI-CALIFORNIA                   |                          |
| FORT LARAMIE        | SHELBY     | NATL   |                        | FORT LARAMIE                            |                          |
| FORT RECOVERY       | MERCER     | NATL   |                        | FORT RECOVERY                           |                          |
| FORT SHAWNEE (PART) | ALLEN      | NATL   |                        | FORT SHAWNEE HIGHLAND GREEN             |                          |
| FOSTORIA            | SENECA     | ADJ    | 2/74                   | FOSTORIA                                |                          |
| FRANKLIN            | WARREN     | ADJ    | 6/72                   | FRANKLIN                                |                          |
| FRANKLIN FURNACE    | SCIOTO     | CONS   |                        | SCIOTO WATER-FRANKLIN FURNACEPORTSMOUTH |                          |
| FREMONT             | SANDUSKY   | ADJ    | 6/71                   | FREMONT                                 |                          |
| FULTONHAM VILLAGE   | MUSKINGHAM | ADJ    | 10/83                  | MAYSVILLE REG WATER                     |                          |
| GAHANNA             | FRANKLIN   | CONS   |                        | GAHANNA                                 | COLUMBUS-MORSE ROAD      |
| GALLIPOLIS          | GALLIA     | ADJ    | 11/65                  | GALLIPOLIS                              |                          |
| GARFIELD HEIGHTS    | CUYAHOGA   | ADJ    | 7/56                   | CLEVELAND-BALDWIN                       |                          |
| GATES MILLS         | CUYAHOGA   | ADJ    | 7/56                   | CLEVELAND-BALDWIN                       |                          |
| GENEVA              | ASHTABULA  | ADJ    | 5/72                   | OHIO WATER SERV-LEE DIST                |                          |
| GENOA               | OTTAWA     | CONS   |                        | OTTAWA CO-GENOA AREA                    | OREGON                   |
| GEORGETOWN          | BROWN      | ADJ    | 11/61                  | GEORGETOWN                              |                          |
| GETTYSBURG          | DARKE      | NATL   |                        | GETTYSBURG                              |                          |
| GIBSONBURG          | SANDUSKY   | NATL   |                        | GIBSONBURG                              |                          |
| GIRARD              | TRUMBULL   | CONS   |                        | GIRARD                                  | MAHONING VALLEY SAN DIST |
| GLANDORF            | PUTNAM     | CONS   |                        | GLANDORF                                | OTTAWA                   |



COMMUNITIES SERVED FLUORIDATED DRINKING WATER,  
BY COUNTY AND WATER SYSTEM WITHIN STATE (AS OF 12/31/85)

# OHIO

| COMMUNITY            | COUNTY   | STATUS | FLUOR<br>START<br>DATE | SYSTEM SUPPLYING<br>FLUORIDATED WATER | SOURCE SYSTEM     |
|----------------------|----------|--------|------------------------|---------------------------------------|-------------------|
| GLENDALE             | HAMILTON | ADJ    | 12/52                  | GLENDALE                              |                   |
| GLENWILLOW           | CUYAHOGA | ADJ    | 7/56                   | CLEVELAND-BALDWIN                     |                   |
| GLOUSTER             | ATHENS   | CONS   |                        | GLOUSTER                              | OHIO DNR-BURR OAK |
| GOLF MANOR           | HAMILTON | ADJ    | 1/79                   | CINCINNATI-CALIFORNIA                 |                   |
| GRAFTON              | LORAIN   | ADJ    | 3/82                   | GRAFTON                               |                   |
| GRAND RAPIDS         | LUCAS    | ADJ    | 11/82                  | GRAND RAPIDS                          |                   |
| GRANDVIEW HEIGHTS    | FRANKLIN | ADJ    | 1/73                   | COLUMBUS-DUBLIN ROAD                  |                   |
| GRANVILLE            | LICKING  | ADJ    | 12/71                  | GRANVILLE                             |                   |
| GRATIS               | PREBLE   | NATL   |                        | GRATIS                                |                   |
| GREEN MEADOWS (PART) | CLARK    | CONS   |                        | CLARK CO GREEN MEADOWS #1             | ENON              |
| GREEN MEADOWS (PART) | CLARK    | CONS   |                        | CLARK CO GREEN MEADOWS #2             | ENON              |
| GREEN SPRINGS        | SENECA   | NATL   |                        | GREEN SPRINGS                         |                   |
| GREENHILLS           | HAMILTON | ADJ    | 1/79                   | CINCINNATI-CALIFORNIA                 |                   |
| GROVE CITY           | FRANKLIN | ADJ    | 1/73                   | COLUMBUS-DUBLIN ROAD                  |                   |
| GROVEPORT            | FRANKLIN | ADJ    | 1/73                   | COLUMBUS-DUBLIN ROAD                  |                   |
| HAMDEN               | VINTON   | CONS   |                        | HAMDEN                                | WELLSTON          |
| HAMILTON (PART)      | BUTLER   | ADJ    | 12/53                  | HAMILTON-SOUTH PLANT                  |                   |
| HAMILTON (PART)      | BUTLER   | ADJ    | 12/53                  | HAMILTON-NORTH PLANT                  |                   |
| HAMLER               | HENRY    | NATL   |                        | HAMLER                                |                   |
| HAMMERSVILLE         | BROWN    | CONS   |                        | HAMMERSVILLE                          | GEORGETOWN        |
| HANGING ROCK VILLAGE | LAWRENCE | ADJ    | 4/53                   | IRONTON                               |                   |
| HARRISON             | HAMILTON | ADJ    | 9/84                   | HARRISON                              |                   |
| HARRISVILLE VILLAGE  | HARRISON | CONS   |                        | TRI-COUNTY WTR AUTH                   | MARTINS FERRY     |
| HEATH                | LICKING  | ADJ    | 2/71                   | HEATH                                 |                   |

COMMUNITIES SERVED FLUORIDATED DRINKING WATER,  
BY COUNTY AND WATER SYSTEM WITHIN STATE (AS OF 12/31/85)

# OHIO

| COMMUNITY         | COUNTY     | STATUS | FLUOR<br>START<br>DATE | SYSTEM SUPPLYING<br>FLUORIDATED WATER | SOURCE SYSTEM     |
|-------------------|------------|--------|------------------------|---------------------------------------|-------------------|
| HEBRON            | LICKING    | ADJ    | 12/82                  | HEBRON                                |                   |
| HEMLOCK VILLAGE   | PERRY      | CONS   |                        | SO PERRY CO-HEMLOCK                   | OHIO DNR-BURR OAK |
| HICKSVILLE        | DEFIANCE   | NATL   |                        | HICKSVILLE                            |                   |
| HIGHLAND HEIGHTS  | CUYAHOGA   | ADJ    | 7/56                   | CLEVELAND-BALDWIN                     |                   |
| HILLIARD          | FRANKLIN   | ADJ    | 1/73                   | COLUMBUS-DUBLIN ROAD                  |                   |
| HILLSBORO         | HIGHLAND   | ADJ    | 6/74                   | HILLSBORO                             |                   |
| HOLGATE           | HENRY      | NATL   |                        | HOLGATE                               |                   |
| HOLLAND           | LUCAS      | ADJ    | 4/55                   | TOLEDO                                |                   |
| HUBBARD           | TRUMBULL   | ADJ    | 1/72                   | HUBBARD                               |                   |
| HUBER HEIGHTS     | MONTGOMERY | ADJ    | 3/74                   | OHIO SUBURBAN-HUBER HEIGHTS           |                   |
| HUBER RIDGE       | FRANKLIN   | ADJ    | 10/71                  | OHIO UTILS-HUBER RIDGE                |                   |
| HUDSON            | SUMMIT     | CONS   |                        | SUMMIT CO-HUDSON TWP                  | AKRON             |
| HUDSON            | SUMMIT     | ADJ    | 11/69                  | HUDSON                                |                   |
| HUNTING VALLEY    | CUYAHOGA   | ADJ    | 7/56                   | CLEVELAND-BALDWIN                     |                   |
| HURON             | ERIE       | ADJ    | 7/56                   | HURON                                 |                   |
| INDEPENDENCE      | CUYAHOGA   | ADJ    | 7/56                   | CLEVELAND-BALDWIN                     |                   |
| IRONDALE          | JEFFERSON  | CONS   |                        | IRONDALE                              | JEFFERSON CO SD M |
| IRONTON           | LAWRENCE   | ADJ    | 4/53                   | IRONTON                               |                   |
| IRONTON (PART)    | LAWRENCE   | CONS   |                        | HECLA WTR ASSOC IRONTON               | IRONTON           |
| JACKSON           | JACKSON    | ADJ    | 12/57                  | JACKSON                               |                   |
| JACKSONVILLE      | ATHENS     | CONS   |                        | JACKSONVILLE                          | OHIO DNR-BURR OAK |
| JAMESTOWN         | GREENE     | NATL   |                        | JAMESTOWN                             |                   |
| JEFFERSONVILLE    | FAYETTE    | NATL   |                        | JEFFERSONVILLE                        |                   |
| JERUSALEM VILLAGE | MONROE     | ADJ    | 12/82                  | SWITZERLAND OF OHIO WD                |                   |

COMMUNITIES SERVED FLUORIDATED DRINKING WATER,  
BY COUNTY AND WATER SYSTEM WITHIN STATE (AS OF 12/31/85)

# OHIO

| COMMUNITY       | COUNTY   | STATUS | FLUOR<br>START<br>DATE | SYSTEM SUPPLYING<br>FLUORIDATED WATER | SOURCE SYSTEM     |
|-----------------|----------|--------|------------------------|---------------------------------------|-------------------|
| JUNCTION CITY   | PERRY    | ADJ    | 6/76                   | JUNCTION CITY                         |                   |
| KALIDA          | PUTNAM   | NATL   |                        | KALIDA                                |                   |
| KENT            | PORTAGE  | ADJ    | 9/71                   | KENT                                  |                   |
| KENTON          | HARDIN   | NATL   |                        | KENTON                                |                   |
| KETTLERSVILLE   | SHELBY   | NATL   |                        | KETTLERSVILLE WELL ASSOC              |                   |
| KINGSTON        | ROSS     | NATL   |                        | KINGSTON                              |                   |
| LA RUE          | MARION   | NATL   |                        | LA RUE                                |                   |
| LAGRANGE        | LORAIN   | ADJ    | 9/81                   | LAGRANGE                              |                   |
| LAKE DARBY      | FRANKLIN | NATL   |                        | OHIO UTILS-LAKE DARBY                 |                   |
| LAKEVIEW        | LOGAN    | NATL   |                        | LAKEVIEW                              |                   |
| LAKESWOOD       | CUYAHOGA | CONS   |                        | LAKESWOOD                             | CLEVELAND-BALDWIN |
| LAURA           | MIAMI    | NATL   |                        | LAURA                                 |                   |
| LAWRENCEVILLE   | CLARK    | NATL   |                        | LAWRENCEVILLE                         |                   |
| LEESBURG        | HIGHLAND | NATL   |                        | LEESBURG                              |                   |
| LEIPSIC         | PUTNAM   | NATL   |                        | LEIPSIC                               |                   |
| LEWISVILLE      | MONROE   | CONS   |                        | MONROE WATER DIST-WEST                | WOODSFIELD        |
| LIBERTY CENTER  | HENRY    | CONS   |                        | LIBERTY CENTER                        | NAPOLEON          |
| LIMA            | ALLEN    | ADJ    | 6/71                   | LIMA                                  |                   |
| LINCOLN HEIGHTS | HAMILTON | ADJ    | 1/79                   | CINCINNATI-CALIFORNIA                 |                   |
| LINDSEY         | SANDUSKY | NATL   |                        | LINDSEY                               |                   |
| LINNDALE        | CUYAHOGA | ADJ    | 7/56                   | CLEVELAND-BALDWIN                     |                   |
| LODI            | MEDINA   | ADJ    | 7/81                   | LODI                                  |                   |
| LOGAN           | HOCKING  | ADJ    | 6/63                   | LOGAN                                 |                   |
| LONDON          | MADISON  | NATL   |                        | LONDON                                |                   |

COMMUNITIES SERVED FLUORIDATED DRINKING WATER,  
BY COUNTY AND WATER SYSTEM WITHIN STATE (AS OF 12/31/85)

# OHIO

| COMMUNITY         | COUNTY     | STATUS | FLUOR<br>START<br>DATE | SYSTEM SUPPLYING<br>FLUORIDATED WATER | SOURCE SYSTEM            |
|-------------------|------------|--------|------------------------|---------------------------------------|--------------------------|
| LORAIN            | LORAIN     | ADJ    | 11/55                  | LORAIN                                |                          |
| LORDSTOWN         | TRUMBULL   | CONS   |                        | LORDSTOWN                             | NEWTON FALLS             |
| LORE CITY VILLAGE | GUERNSEY   | CONS   |                        | GUERNSEY CO SAN DIST 6                | CAMBRIDGE                |
| LOUISVILLE        | STARK      | ADJ    | 9/77                   | LOUISVILLE                            |                          |
| LOVELAND          | CLERMONT   | ADJ    | 1/78                   | LOVELAND                              |                          |
| LYNCHBURG         | HIGHLAND   | ADJ    | 9/71                   | HIGHLAND CO WATER CO                  |                          |
| LYNDHURST         | CUYAHOGA   | ADJ    | 7/56                   | CLEVELAND-BALDWIN                     |                          |
| LYONS             | FULTON     | CONS   |                        | LYONS                                 | WAUSEON                  |
| MACEDONIA         | SUMMIT     | ADJ    | 7/56                   | CLEVELAND-BALDWIN                     |                          |
| MADERIA           | HAMILTON   | ADJ    | 1/79                   | CINCINNATI-CALIFORNIA                 |                          |
| MADISON           | LAKE       | ADJ    | 5/72                   | OHIO WTR SERV-MADISON                 |                          |
| MAPLE HEIGHTS     | CUYAHOGA   | ADJ    | 7/56                   | CLEVELAND-BALDWIN                     |                          |
| MARBLE CLIFF      | FRANKLIN   | ADJ    | 1/73                   | COLUMBUS-DUBLIN ROAD                  |                          |
| MARIEMONT         | HAMILTON   | ADJ    | 1/79                   | CINCINNATI-CALIFORNIA                 |                          |
| MARIETTA          | WASHINGTON | ADJ    | 8/62                   | MARIETTA                              |                          |
| MARION            | MARION     | ADJ    | 11/71                  | OHIO-AMER, MARION                     |                          |
| MARTINS FERRY     | BELMONT    | ADJ    | 8/52                   | MARTINS FERRY                         |                          |
| MARYSVILLE        | UNION      | ADJ    | 3/74                   | OHIO WTR SERV-MARYSVILLE              |                          |
| MASON             | WARREN     | ADJ    | 8/80                   | MASON                                 |                          |
| MASSILLON         | STARK      | ADJ    | 7/71                   | OHIO WTR SERV-MASSILLON               |                          |
| MASURY            | TRUMBULL   | CONS   |                        | MASURY WATER COMPANY                  | SHENANGO VALLEY WATER CO |
| MALMEE            | LUCAS      | CONS   |                        | MALMEE                                | TOLEDO                   |
| MAYFIELD HEIGHTS  | CUYAHOGA   | ADJ    | 7/56                   | CLEVELAND-BALDWIN                     |                          |
| MAYFIELD VILLAGE  | CUYAHOGA   | ADJ    | 7/56                   | CLEVELAND-BALDWIN                     |                          |

COMMUNITIES SERVED FLUORIDATED DRINKING WATER,  
BY COUNTY AND WATER SYSTEM WITHIN STATE (AS OF 12/31/85)

# OHIO

| COMMUNITY          | COUNTY     | STATUS | FLUOR<br>START<br>DATE | SYSTEM SUPPLYING<br>FLUORIDATED WATER | SOURCE SYSTEM            |
|--------------------|------------|--------|------------------------|---------------------------------------|--------------------------|
| MCDONALD           | TRUMBULL   | CONS   |                        | MCDONALD                              | MAHONING VALLEY SAN DIST |
| MCGUFFY            | HARDIN     | NATL   |                        | MCGUFFY                               |                          |
| MECHANICSBURG      | CHAMPAIGN  | ADJ    | 4/84                   | MECHANICSBURG                         |                          |
| MEDINA             | MEDINA     | ADJ    | 12/53                  | MEDINA                                |                          |
| MENDON             | MERCER     | NATL   |                        | MENDON                                |                          |
| MENTOR             | LAKE       | ADJ    | 3/68                   | OHIO WTR SERV-LEW DISTRICT            |                          |
| MIAMISBURG         | MONTGOMERY | ADJ    | 2/72                   | MIAMISBURG                            |                          |
| MIDDLE POINT       | VAN WERT   | NATL   |                        | MIDDLE POINT                          |                          |
| MIDDLEBURG HEIGHTS | CUYAHOGA   | ADJ    | 7/56                   | CLEVELAND-BALDWIN                     |                          |
| MIDDLEFIELD        | GEAUGA     | ADJ    | 9/81                   | MIDDLEFIELD                           |                          |
| MILFORD            | CLERMONT   | ADJ    | 9/82                   | MILFORD                               |                          |
| MILFORD CENTER     | UNION      | NATL   |                        | MILFORD CENTER                        |                          |
| MILLERSPORT        | FAIRFIELD  | NATL   |                        | MILLERSPORT                           |                          |
| MINERVA PARK       | FRANKLIN   | ADJ    | 1/73                   | COLUMBUS-DUBLIN ROAD                  |                          |
| MINGO JUNCTION     | JEFFERSON  | ADJ    | 9/77                   | MINGO JUNCTION                        |                          |
| MINSTER            | AUGLAIZE   | NATL   |                        | MINSTER                               |                          |
| MONTGOMERY         | HAMILTON   | ADJ    | 1/79                   | CINCINNATI-CALIFORNIA                 |                          |
| MORaine            | MONTGOMERY | ADJ    | 1/83                   | MONTGOMERY CO-GREATER MORaine         |                          |
| MORELAND HILLS     | CUYAHOGA   | ADJ    | 7/56                   | CLEVELAND-BALDWIN                     |                          |
| MORRISTOWN         | BELMONT    | CONS   |                        | MORRISTOWN                            | BELMONT CO SAN DIST 3    |
| MOUNT BLANCHARD    | HANCOCK    | NATL   |                        | MOUNT BLANCHARD                       |                          |
| MOUNT GILEAD       | MORROW     | NATL   |                        | MOUNT GILEAD                          |                          |
| MOUNT HEALTHY      | HAMILTON   | ADJ    | 1/79                   | CINCINNATI-CALIFORNIA                 |                          |
| MOUNT ORAB         | BROWN      | ADJ    | 9/81                   | MOUNT ORAB                            |                          |

COMMUNITIES SERVED FLUORIDATED DRINKING WATER,  
BY COUNTY AND WATER SYSTEM WITHIN STATE (AS OF 12/31/85)

OHIO

| COMMUNITY               | COUNTY     | STATUS | FLUOR<br>START<br>DATE | SYSTEM SUPPLYING<br>FLUORIDATED WATER | SOURCE SYSTEM         |
|-------------------------|------------|--------|------------------------|---------------------------------------|-----------------------|
| MOUNT STERLING          | MADISON    | NATL   |                        | MOUNT STERLING                        |                       |
| MOUNT VICTORY           | HARDIN     | NATL   |                        | MOUNT VICTORY                         |                       |
| MUNROE FALLS            | SUMMIT     | CONS   |                        | MUNROE FALLS                          | CUYAHOGA FALLS        |
| MURRAY CITY             | HOCKING    | CONS   |                        | MURRAY CITY                           | OHIO DNR-BURR OAK     |
| NAPOLEON                | HENRY      | ADJ    | 9/71                   | NAPOLEON                              |                       |
| NELSONVILLE             | ATHENS     | ADJ    | 2/72                   | NELSONVILLE                           |                       |
| NEVADA                  | WYANDOT    | NATL   |                        | NEVADA                                |                       |
| NEW ALEXANDRIA          | JEFFERSON  | CONS   |                        | JEFFERSON CO SD M                     | STUEBENVILLE          |
| NEW ATHENS              | HARRISON   | CONS   |                        | NEW ATHENS                            | BELMONT CO SAN DIST 3 |
| NEW BOSTON              | SCIOTO     | ADJ    | 1/53                   | PORTSMOUTH                            |                       |
| NEW BREMEN              | AUGLAIZE   | NATL   |                        | NEW BREMEN                            |                       |
| NEW CONCORD             | MUSKINGUM  | ADJ    | 3/75                   | NEW CONCORD                           |                       |
| NEW HOLLAND             | PICKAWAY   | NATL   |                        | NEW HOLLAND                           |                       |
| NEW LEBANON             | MONTGOMERY | NATL   |                        | NEW LEBANON                           |                       |
| NEW LEXINGTON           | PERRY      | ADJ    | 6/75                   | NEW LEXINGTON                         |                       |
| NEW STRAITSVILLE (PART) | PERRY      | CONS   |                        | NEW STRAITSVILLE SYSTEM #1            | OHIO DNR-BURR OAK     |
| NEW STRAITSVILLE (PART) | PERRY      | CONS   |                        | NEW STRAITSVILLE SYSTEM #2            | OHIO DNR-BURR OAK     |
| NEW VIENNA              | CLINTON    | NATL   |                        | NEW VIENNA                            |                       |
| NEWARK                  | LICKING    | ADJ    | 5/57                   | NEWARK                                |                       |
| NEWBURGH HEIGHTS        | CUYAHOGA   | ADJ    | 7/56                   | CLEVELAND-BALDWIN                     |                       |
| NEWCOMERSTOWN           | TUSCARAWAS | ADJ    | 3/83                   | NEWCOMERSTOWN                         |                       |
| NEWTON FALLS            | TRUMBULL   | ADJ    | 1/74                   | NEWTON FALLS                          |                       |
| NEWTOWN                 | HAMILTON   | ADJ    | 1/79                   | CINCINNATI-CALIFORNIA                 |                       |
| NEY                     | DEFIANCE   | NATL   |                        | NEY                                   |                       |

COMMUNITIES SERVED FLUORIDATED DRINKING WATER,  
BY COUNTY AND WATER SYSTEM WITHIN STATE (AS OF 12/31/85)

# OHIO

| COMMUNITY          | COUNTY     | STATUS | FLUOR<br>START<br>DATE | SYSTEM SUPPLYING<br>FLUORIDATED WATER | SOURCE SYSTEM            |
|--------------------|------------|--------|------------------------|---------------------------------------|--------------------------|
| NILES              | TRUMBULL   | CONS   |                        | NILES                                 | MAHONING VALLEY SAN DIST |
| NORTH BALTIMORE    | LUCAS      | ADJ    | 2/85                   | NORTH BALTIMORE                       |                          |
| NORTH CANTON       | STARK      | ADJ    | 11/74                  | NORTH CANTON                          |                          |
| NORTH COLLEGE HILL | HAMILTON   | ADJ    | 1/79                   | CINCINNATI-CALIFORNIA                 |                          |
| NORTH HAMPTON      | CLARK      | NATL   |                        | NORTH HAMPTON                         |                          |
| NORTH LEWISBURG    | CHAMPAIGN  | NATL   |                        | NORTH LEWISBURG                       |                          |
| NORTH OLMSTED      | CUYAHOGA   | ADJ    | 7/56                   | CLEVELAND-BALDWIN                     |                          |
| NORTH RANDALL      | CUYAHOGA   | ADJ    | 7/56                   | CLEVELAND-BALDWIN                     |                          |
| NORTH RIDGEVILLE   | LORAIN     | CONS   |                        | NORTH RIDGEVILLE                      | ELYRIA                   |
| NORTH ROYALTON     | CUYAHOGA   | ADJ    | 7/56                   | CLEVELAND-BALDWIN                     |                          |
| NORTHFIELD         | SUMMIT     | ADJ    | 7/56                   | CLEVELAND-BALDWIN                     |                          |
| NORTHRIDGE         | CLARK      | ADJ    | 2/79                   | CLARK CO NORTHRIDGE SWD 1             |                          |
| NORTHRIDGE         | MONTGOMERY | CONS   |                        | MONTGOMERY CO-NORTHRIDGE              | DAYTON-OTTAWA            |
| NORWALK            | HURON      | ADJ    | 11/71                  | NORWALK                               |                          |
| NORWICH            | MUSKINGUM  | ADJ    | 11/82                  | EAST MUSKINGUM WA                     |                          |
| NORWOOD            | HAMILTON   | CONS   |                        | NORWOOD                               | CINCINNATI-BOLTON        |
| OAK HARBOR         | OTTAWA     | CONS   |                        | OAK HARBOR                            | PORT CLINTON             |
| OAK HILL           | JACKSON    | ADJ    | 3/75                   | OAK HILL                              |                          |
| OAKWOOD            | CUYAHOGA   | ADJ    | 7/56                   | CLEVELAND-BALDWIN                     |                          |
| OAKWOOD            | PAULDING   | NATL   |                        | OAKWOOD                               |                          |
| OBERLIN            | LORAIN     | ADJ    | 3/54                   | OBERLIN                               |                          |
| OHIO CITY          | VAN WERT   | NATL   |                        | OHIO CITY                             |                          |
| OLMSTED FALLS      | CUYAHOGA   | ADJ    | 7/56                   | CLEVELAND-BALDWIN                     |                          |
| ONTARIO            | RICHLAND   | ADJ    | 9/85                   | ONTARIO                               |                          |

COMMUNITIES SERVED FLUORIDATED DRINKING WATER,  
BY COUNTY AND WATER SYSTEM WITHIN STATE (AS OF 12/31/85)

# OHIO

| COMMUNITY               | COUNTY    | STATUS | FLUOR<br>START<br>DATE | SYSTEM SUPPLYING<br>FLUORIDATED WATER | SOURCE SYSTEM            |
|-------------------------|-----------|--------|------------------------|---------------------------------------|--------------------------|
| ORANGE VILLAGE          | CUYAHOGA  | ADJ    | 7/56                   | CLEVELAND-BALDWIN                     |                          |
| OREGON                  | LUCAS     | ADJ    | 12/55                  | OREGON                                |                          |
| ORVILLE                 | WAYNE     | ADJ    | 4/58                   | ORVILLE                               |                          |
| OTTAWA                  | PUTNAM    | ADJ    | 12/85                  | OTTAWA                                |                          |
| OTTAWA HILLS            | LUCAS     | ADJ    | 4/55                   | TOLEDO                                |                          |
| OTTOVILLE               | PUTNAM    | NATL   |                        | OTTOVILLE                             |                          |
| OTWAY VILLAGE           | SCIOTO    | CONS   |                        | NORTHWEST WATER SYSTEM                | SCIOTO CO REG AUTH       |
| PAINESVILLE             | LAKE      | ADJ    | 9/70                   | PAINESVILLE                           |                          |
| PANDORA                 | PUTNAM    | NATL   |                        | PANDORA                               |                          |
| PARK LAYNE              | CLARK     | ADJ    | 10/82                  | CLARK CO-PARK LAYNE                   |                          |
| PARMA                   | CUYAHOGA  | ADJ    | 7/56                   | CLEVELAND-BALDWIN                     |                          |
| PARMA HEIGHTS           | CUYAHOGA  | ADJ    | 7/56                   | CLEVELAND-BALDWIN                     |                          |
| PATASKALA               | LICKING   | NATL   |                        | PATASKALA                             |                          |
| PAYNE                   | PAULDING  | NATL   |                        | PAYNE                                 |                          |
| PEEBLES                 | ADAMS     | CONS   |                        | PEEBLES                               | ADAMS CO WATER COMPANY   |
| PEPPER PIKE             | CUYAHOGA  | ADJ    | 7/56                   | CLEVELAND-BALDWIN                     |                          |
| PERRY                   | LAKE      | CONS   |                        | OHIO WTR SERV-PERRY                   | LAKE CO E WATER SUB DIST |
| PERRYSBURG              | WOOD      | CONS   |                        | PERRYSBURG                            | TOLEDO                   |
| PETTISVILLE WATER WORKS | FULTON    | NATL   |                        | PETTISVILLE WATER WORKS               |                          |
| PICKERINGTON            | FAIRFIELD | ADJ    | 7/81                   | PICKERINGTON                          |                          |
| PIONEER                 | WILLIAMS  | NATL   |                        | PIONEER                               |                          |
| PIQUA                   | MIAMI     | ADJ    | 6/77                   | PIQUA                                 |                          |
| PLAIN CITY              | MADISON   | NATL   |                        | PLAIN CITY                            |                          |
| PLYMOUTH                | RICHLAND  | CONS   |                        | PLYMOUTH                              | WILLARD                  |



COMMUNITIES SERVED FLUORIDATED DRINKING WATER,  
BY COUNTY AND WATER SYSTEM WITHIN STATE (AS OF 12/31/85)

# OHIO

| COMMUNITY         | COUNTY     | STATUS | FLUOR<br>START<br>DATE | SYSTEM SUPPLYING<br>FLUORIDATED WATER | SOURCE SYSTEM       |
|-------------------|------------|--------|------------------------|---------------------------------------|---------------------|
| PORT CLINTON      | OTTAWA     | ADJ    | 1/85                   | PORT CLINTON                          |                     |
| PORTSMOUTH        | SCIOTO     | ADJ    | 1/53                   | PORTSMOUTH                            |                     |
| POWHATAN POINT    | BELMONT    | ADJ    | 5/84                   | POWHATAN POINT                        |                     |
| RARDEN VILLAGE    | SCIOTO     | CONS   |                        | NORTHWEST WATER SYSTEM                | SCIOTO CO REG AUTH  |
| RAVENNA           | PORTAGE    | ADJ    | 12/72                  | RAVENNA                               |                     |
| RAWSON            | HANCOCK    | NATL   |                        | RAWSON                                |                     |
| READING           | HAMILTON   | ADJ    | 9/78                   | READING                               |                     |
| RENDVILLE         | PERRY      | CONS   |                        | RENDVILLE                             | OHIO DNR-BURR OAK   |
| RENDVILLE         | PERRY      | CONS   |                        | CORNING                               | OHIO DNR-BURR OAK   |
| REPUBLIC          | SENECA     | NATL   |                        | REPUBLIC                              |                     |
| REYNOLDSBURG      | FRANKLIN   | CONS   |                        | REYNOLDSBURG                          | COLUMBUS-MORSE ROAD |
| RICHMOND HEIGHTS  | CUYAHOGA   | ADJ    | 7/56                   | CLEVELAND-BALDWIN                     |                     |
| RIO GRANDE        | GALLIA     | ADJ    | 4/75                   | RIO GRANDE                            |                     |
| RITTIMAN          | WAYNE      | ADJ    | 12/79                  | RITTIMAN                              |                     |
| RIVERSIDE         | MONTGOMERY | CONS   |                        | MONTGOMERY CO-RIVERSIDE               | DAYTON-OTTAWA       |
| ROCKFORD          | MERCER     | NATL   |                        | ROCKFORD                              |                     |
| ROCKY RIVER       | CUYAHOGA   | ADJ    | 7/56                   | CLEVELAND-BALDWIN                     |                     |
| ROME VILLAGE      | ADAMS      | ADJ    | 10/70                  | ADAMS CO WATER COMPANY                |                     |
| ROSSFORD          | WOOD       | ADJ    | 4/55                   | TOLEDO                                |                     |
| RUSHSYLVANIA      | LOGAN      | NATL   |                        | RUSHSYLVANIA                          |                     |
| SABINA            | CLINTON    | NATL   |                        | SABINA                                |                     |
| SAINT CLAIRSVILLE | BELMONT    | ADJ    | 11/69                  | SAINT CLAIRSVILLE                     |                     |
| SAINT HENRY       | MERCER     | NATL   |                        | SAINT HENRY                           |                     |
| SAINT PARIS       | CHAMPAIGN  | NATL   |                        | SAINT PARIS                           |                     |

COMMUNITIES SERVED FLUORIDATED DRINKING WATER,  
BY COUNTY AND WATER SYSTEM WITHIN STATE (AS OF 12/31/85)

# OHIO

| COMMUNITY         | COUNTY     | STATUS | FLUOR<br>START<br>DATE | SYSTEM SUPPLYING<br>FLUORIDATED WATER | SOURCE SYSTEM          |
|-------------------|------------|--------|------------------------|---------------------------------------|------------------------|
| SALEM             | COLUMBIANA | ADJ    | 12/57                  | SALEM                                 |                        |
| SANDUSKY          | ERIE       | ADJ    | 3/71                   | SANDUSKY                              |                        |
| SEAMAN            | ADAMS      | CONS   |                        | SEAMAN                                | ADAMS CO WATER COMPANY |
| SEBRING           | MAHONING   | ADJ    | 8/76                   | SEBRING                               |                        |
| SENECAVILLE       | GUERNSEY   | CONS   |                        | GUERNSEY CO SAN DIST 6                | CAMBRIDGE              |
| SEVEN HILLS       | CUYAHOGA   | ADJ    | 7/56                   | CLEVELAND-BALDWIN                     |                        |
| SHADYSIDE         | BELMONT    | ADJ    | 11/71                  | SHADYSIDE                             |                        |
| SHAKER HEIGHTS    | CUYAHOGA   | ADJ    | 7/56                   | CLEVELAND-BALDWIN                     |                        |
| SHARONVILLE       | HAMILTON   | ADJ    | 1/79                   | CINCINNATI-CALIFORNIA                 |                        |
| SHAWNEE           | PERRY      | CONS   |                        | SHAWNEE                               | OHIO DNR-BURR OAK      |
| SHEFFIELD         | LORAIN     | CONS   |                        | SHEFFIELD                             | AVON LAKE              |
| SHEFFIELD LAKE    | LORAIN     | CONS   |                        | SHEFFIELD LAKE                        | AVON LAKE              |
| SHEFFIELD LAKE    | LORAIN     | ADJ    | 11/55                  | LORAIN                                |                        |
| SHELBY            | RICHLAND   | ADJ    | 2/77                   | SHELBY                                |                        |
| SHERWOOD          | DEFIANCE   | NATL   |                        | SHERWOOD                              |                        |
| SIDNEY            | SHELBY     | ADJ    | 3/71                   | SIDNEY                                |                        |
| SILVER LAKE       | SUMMIT     | CONS   |                        | SILVER LAKE                           | CUYAHOGA FALLS         |
| SILVERTON         | HAMILTON   | ADJ    | 1/79                   | CINCINNATI-CALIFORNIA                 |                        |
| OLON              | CUYAHOGA   | ADJ    | 7/56                   | CLEVELAND-BALDWIN                     |                        |
| SOMERSET          | PERRY      | ADJ    | 5/83                   | SOMERSET                              |                        |
| SOUTH CHARLESTOWN | CLARK      | NATL   |                        | SOUTH CHARLESTOWN                     |                        |
| SOUTH EUCLID      | CUYAHOGA   | ADJ    | 7/56                   | CLEVELAND-BALDWIN                     |                        |
| SOUTH VIENNA      | CLARK      | NATL   |                        | SOUTH VIENNA                          |                        |
| SOUTH WEBSTER     | SCIOTO     | ADJ    | 8/72                   | SCIOTO CO REG AUTH                    |                        |

COMMUNITIES SERVED FLUORIDATED DRINKING WATER,  
 BY COUNTY AND WATER SYSTEM WITHIN STATE (AS OF 12/31/85)

OHIO

| COMMUNITY    | COUNTY    | STATUS | FLUOR<br>START<br>DATE | SYSTEM SUPPLYING<br>FLUORIDATED WATER | SOURCE SYSTEM           |
|--------------|-----------|--------|------------------------|---------------------------------------|-------------------------|
| SPENCERVILLE | ALLEN     | NATL   |                        | SPENCERVILLE                          |                         |
| SPRINGDALE   | HAMILTON  | ADJ    | 1/79                   | CINCINNATI-CALIFORNIA                 |                         |
| ST. BERNARD  | HAMILTON  | ADJ    | 1/79                   | CINCINNATI-CALIFORNIA                 |                         |
| STAFFORD     | MONROE    | CONS   |                        | MONROE WATER DIST-WEST                | WOODSFIELD              |
| STEUBENVILLE | JEFFERSON | ADJ    | 3/69                   | STEUBENVILLE                          |                         |
| STOCKPORT    | MORGAN    | ADJ    | 3/75                   | STOCKPORT                             |                         |
| STOW         | SUMMIT    | CONS   |                        | SUMMIT CO-STOW SERV AREA              | AKRON                   |
| STREETSBORO  | PORTAGE   | ADJ    | 8/76                   | PORTAGE CO SHALERSVILLE               |                         |
| STREETSBORO  | PORTAGE   | CONS   |                        | STREETSBORO                           | PORTAGE CO SHALERSVILLE |
| STRONGSVILLE | CUYAHOGA  | ADJ    | 7/56                   | CLEVELAND-BALDWIN                     |                         |
| STRUTHERS    | MAHONING  | ADJ    | 9/71                   | OHIO WIR SERV-STRUTHERS               |                         |
| STRYKER      | WILLIAMS  | NATL   |                        | STRYKER                               |                         |
| SUNBURY      | DELAWARE  | ADJ    | 12/68                  | SUNBURY                               |                         |
| SYCAMORE     | WYANDOT   | NATL   |                        | SYCAMORE                              |                         |
| SYLVANIA     | LUCAS     | CONS   |                        | SYLVANIA                              | TOLEDO                  |
| TALLMADGE    | SUMMIT    | CONS   |                        | TALLMADGE                             | AKRON                   |
| TERRACE PARK | HAMILTON  | ADJ    | 1/79                   | CINCINNATI-CALIFORNIA                 |                         |
| THURSTON     | FAIRFIELD | CONS   |                        | THURSTON                              | BALTIMORE               |
| TIFFIN       | SENECA    | ADJ    | 11/66                  | OHIO-AMER, TIFFIN                     |                         |
| TOLEDO       | LUCAS     | ADJ    | 4/55                   | TOLEDO                                |                         |
| TONTOGANY    | WOOD      | CONS   |                        | TONTOGANY                             | BOWLING GREEN           |
| TORONTO      | JEFFERSON | ADJ    | 1/71                   | TORONTO                               |                         |
| TRENTON      | BUTLER    | ADJ    | 7/72                   | TRENTON                               |                         |
| TRIMBLE      | ATHENS    | CONS   |                        | TRIMBLE                               | OHIO DNR-BURR OAK       |

COMMUNITIES SERVED FLUORIDATED DRINKING WATER,  
BY COUNTY AND WATER SYSTEM WITHIN STATE (AS OF 12/31/85)

OHIO

| COMMUNITY           | COUNTY              | STATUS | FLUOR<br>START<br>DATE | SYSTEM SUPPLYING<br>FLUORIDATED WATER | SOURCE SYSTEM         |
|---------------------|---------------------|--------|------------------------|---------------------------------------|-----------------------|
| TROTWOOD            | MONTGOMERY          | CONS   |                        | TROTWOOD                              | DAYTON-OTTAWA         |
| TWINSBURG           | SUMMIT              | ADJ    | 7/56                   | CLEVELAND-BALDWIN                     |                       |
| UNION               | MONTGOMERY          | ADJ    | 9/85                   | UNION                                 |                       |
| UNION CITY          | DARKE               | NATL   |                        | UNION CITY                            |                       |
| UNIVERSITY HEIGHTS  | CUYAHOGA            | ADJ    | 7/56                   | CLEVELAND-BALDWIN                     |                       |
| UPPER ARLINGTON     | FRANKLIN            | ADJ    | 1/73                   | COLUMBUS-DUBLIN ROAD                  |                       |
| UPPER SANDUSKY      | WYANDOT             | ADJ    | 6/63                   | UPPER SANDUSKY                        |                       |
| URBANCREST          | FRANKLIN            | ADJ    | 1/73                   | COLUMBUS-DUBLIN ROAD                  |                       |
| VALLEY VIEW         | CUYAHOGA            | ADJ    | 7/56                   | CLEVELAND-BALDWIN                     |                       |
| VAN WERT            | VAN WERT            | ADJ    | 8/72                   | VAN WERT                              |                       |
| VANDALIA            | MONTGOMERY          | CONS   |                        | VANDALIA                              | DAYTON-MIAMI          |
| VERMILLION          | ERIE                | ADJ    | 4/59                   | VERMILLION                            |                       |
| VERONA              | PREBLE              | NATL   |                        | VERONA                                |                       |
| VINTON              | GALLIA              | CONS   |                        | VINTON                                | GALLIA CO RURAL WATER |
| WADSWORTH           | MEDINA              | ADJ    | 12/64                  | WADSWORTH                             |                       |
| WAKEMAN             | HURON               | ADJ    | 9/85                   | WAKEMAN                               |                       |
| WALBRIDGE           | WOOD                | ADJ    | 4/55                   | TOLEDO                                |                       |
| WALTON HILLS        | CUYAHOGA            | ADJ    | 7/56                   | CLEVELAND-BALDWIN                     |                       |
| WAPAKONETA          | AUGLAIZE            | NATL   |                        | WAPAKONETA                            |                       |
| WARREN              | TRUMBULL            | ADJ    | 11/70                  | WARREN                                |                       |
| WARRENVILLE HEIGHTS | CUYAHOGA            | ADJ    | 7/56                   | CLEVELAND-BALDWIN                     |                       |
| WASHINGTONVILLE     | COLUMBIANA/MAHONING | NATL   |                        | WASHINGTONVILLE                       |                       |
| WATERVILLE          | LUCAS               | ADJ    | 6/62                   | WATERVILLE                            |                       |
| WAUSEON             | FULTON              | ADJ    | 10/80                  | WAUSEON                               |                       |

COMMUNITIES SERVED FLUORIDATED DRINKING WATER,  
BY COUNTY AND WATER SYSTEM WITHIN STATE (AS OF 12/31/85)

# OHIO

| COMMUNITY       | COUNTY     | STATUS | FLUOR<br>START<br>DATE | SYSTEM SUPPLYING<br>FLUORIDATED WATER | SOURCE SYSTEM          |
|-----------------|------------|--------|------------------------|---------------------------------------|------------------------|
| WAVERLY CITY    | PIKE       | ADJ    | 12/71                  | WAVERLY                               |                        |
| WAYNE           | WOOD       | NATL   |                        | WAYNE                                 |                        |
| WAYNESFIELD     | AUGLAIZE   | NATL   |                        | WAYNESFIELD                           |                        |
| WELLINGTON      | LORAIN     | ADJ    | 8/68                   | WELLINGTON                            |                        |
| WELLSTON        | JACKSON    | ADJ    | 5/61                   | WELLSTON                              |                        |
| WELLSVILLE      | COLUMBIANA | ADJ    | 12/84                  | WELLSVILLE                            |                        |
| WEST ALEXANDRIA | PREBLE     | NATL   |                        | WEST ALEXANDRIA                       |                        |
| WEST CARROLLTON | MONTGOMERY | ADJ    | /73                    | WEST CARROLLTON                       |                        |
| WEST MANCHESTER | PREBLE     | NATL   |                        | WEST MANCHESTER                       |                        |
| WEST MANSFIELD  | LOGAN      | NATL   |                        | WEST MANSFIELD                        |                        |
| WEST MILTON     | MIAMI      | ADJ    | 8/81                   | WEST MILTON                           |                        |
| WEST UNION      | ADAMS      | CONS   |                        | WEST UNION                            | ADAMS CO WATER COMPANY |
| WEST UNITY      | WILLIAMS   | NATL   |                        | WEST UNITY                            |                        |
| WESTERVILLE     | FRANKLIN   | ADJ    | 6/51                   | WESTERVILLE                           |                        |
| WESTLAKE        | CUYAHOGA   | ADJ    | 7/56                   | CLEVELAND-BALDWIN                     |                        |
| WESTON          | WOOD       | ADJ    | 8/85                   | WESTON                                |                        |
| WHEELERSBURG    | SCIOTO     | CONS   |                        | SCIOTO WATER-WHEELERSBURG             | PORTSMOUTH             |
| WHITEHALL       | FRANKLIN   | ADJ    | 1/73                   | COLUMBUS-DUBLIN ROAD                  |                        |
| WHITEHOUSE      | LUCAS      | NATL   |                        | WHITEHOUSE                            |                        |
| WILLARD         | HURON      | ADJ    | 7/72                   | WILLARD                               |                        |
| WILLIAMSBURG    | CLERMONT   | ADJ    | 10/84                  | WILLIAMSBURG                          |                        |
| WILLIAMSPORT    | RICKAWAY   | ADJ    | 3/83                   | WILLIAMSPORT                          |                        |
| WILSON VILLAGE  | MONROE     | ADJ    | 12/81                  | SWITZERLAND OF OHIO WD                |                        |
| WINCHESTER      | ADAMS      | CONS   |                        | WINCHESTER                            | ADAMS CO WATER COMPANY |

COMMUNITIES SERVED FLUORIDATED DRINKING WATER,  
 BY COUNTY AND WATER SYSTEM WITHIN STATE (AS OF 12/31/85)

OHIO

| COMMUNITY      | COUNTY    | STATUS | FLUOR<br>START<br>DATE | SYSTEM SUPPLYING<br>FLUORIDATED WATER | SOURCE SYSTEM            |
|----------------|-----------|--------|------------------------|---------------------------------------|--------------------------|
| WINTERSVILLE   | JEFFERSON | CONS   |                        | WINTERSVILLE                          | STEBENVILLE              |
| WOODLAWN       | HAMILTON  | ADJ    | 1/79                   | CINCINNATI-CALIFORNIA                 |                          |
| WOODMERE       | CUYAHOGA  | ADJ    | 7/56                   | CLEVELAND-BALDWIN                     |                          |
| WOODSFIELD     | MONROE    | ADJ    | 4/75                   | WOODSFIELD                            |                          |
| WORTHINGTON    | FRANKLIN  | ADJ    | 1/73                   | COLUMBUS-DUBLIN ROAD                  |                          |
| WYOMING        | HAMILTON  | ADJ    | 8/53                   | WYOMING                               |                          |
| YELLOW SPRINGS | GREENE    | ADJ    | 12/59                  | YELLOW SPRINGS                        |                          |
| YOUNGSTOWN     | MAHONING  | CONS   |                        | YOUNGSTOWN                            | MAHONING VALLEY SAN DIST |
| ZANESVILLE     | MUSKINGUM | ADJ    | 10/70                  | ZANESVILLE                            |                          |

COMMUNITIES SERVED FLUORIDATED DRINKING WATER,  
BY COUNTY AND WATER SYSTEM WITHIN STATE (AS OF 12/31/85)

# OKLAHOMA

| COMMUNITY      | COUNTY          | STATUS | FLUOR<br>START<br>DATE | SYSTEM SUPPLYING<br>FLUORIDATED WATER | SOURCE SYSTEM           |
|----------------|-----------------|--------|------------------------|---------------------------------------|-------------------------|
| ADA            | PONTIOTOC       | ADJ    | /57                    | ADA                                   |                         |
| AFTON          | OTTAWA          | NATL   |                        | AFTON                                 |                         |
| ALDERSON       | PITTSBURG       | CONS   |                        | ALDERSON RWD 6                        | MC ALESTER              |
| ALDERSON       | PITTSBURG       | ADJ    | /81                    | PCWA-ADAMSON                          |                         |
| ALTUS          | JACKSON         | ADJ    | 10/83                  | ALTUS                                 |                         |
| ARDMORE        | CARTER          | ADJ    | /82                    | ARDMORE                               |                         |
| ATOKA          | ATOKA           | ADJ    | /82                    | ATOKA                                 |                         |
| BARTLESVILLE   | WASHINGTON      | ADJ    | /65                    | BARTLESVILLE                          |                         |
| BENNINGTON     | BRYAN           | NATL   |                        | BENNINGTON RWD                        |                         |
| BIXBY          | TULSA / WAGONER | ADJ    | /82                    | BIXBY                                 |                         |
| BLUEJACKET     | CRAIG           | NATL   |                        | BLUEJACKET                            |                         |
| BOISE CITY     | CIMARRON        | NATL   |                        | BOISE CITY                            |                         |
| BOKCHITO       | BRYAN           | NATL   |                        | BOKCHITO                              |                         |
| BOKOSHE        | LE FLORE        | CONS   |                        | BOKOSHE                               | POTEAU VALLEY IMPV AUTH |
| BOWLEGS (PART) | SEMINOLE        | NATL   |                        | BOWLEGS LIMA WATER DISTRICT           |                         |
| BOWLEGS (PART) | SEMINOLE        | NATL   |                        | BOWLEGS WATER WORKS                   |                         |
| CACHE (PART)   | COMANCHE        | NATL   |                        | CACHE                                 |                         |
| CALUMET        | CANADIAN        | NATL   |                        | CALUMET                               |                         |
| CAMERON        | LE FLORE        | CONS   |                        | CAMERON PWA                           | POTEAU VALLEY IMPV AUTH |
| CATOOSA        | ROGERS          | CONS   |                        | CATOOSA                               | TULSA                   |
| CHANDLER       | LINCOLN         | ADJ    | /83                    | CHANDLER                              |                         |
| CHECOTAH       | MCINTOSH        | ADJ    | 10/85                  | CHECOTAH                              |                         |
| CHICKASHA      | GRADY           | ADJ    | 3/85                   | CHICKASHA                             |                         |
| CLINTON        | CUSTER          | ADJ    | /82                    | CLINTON                               |                         |

COMMUNITIES SERVED FLUORIDATED DRINKING WATER,  
BY COUNTY AND WATER SYSTEM WITHIN STATE (AS OF 12/31/85)

# OKLAHOMA

| COMMUNITY    | COUNTY         | STATUS | FLUOR<br>START<br>DATE | SYSTEM SUPPLYING<br>FLUORIDATED WATER | SOURCE SYSTEM           |
|--------------|----------------|--------|------------------------|---------------------------------------|-------------------------|
| COALGATE     | COAL           | ADJ    | /82                    | COALGATE                              |                         |
| COLLINSVILLE | ROGERS / TULSA | ADJ    | /75                    | COLLINSVILLE                          |                         |
| COWLINGTON   | LE FLORE       | CONS   |                        | NW WATER ASSN                         | POTEAU VALLEY IMPV AUTH |
| CROWDER      | PITTSBURG      | ADJ    | 1/82                   | CROWDER                               |                         |
| CUSHING      | PAYNE          | ADJ    | /78                    | CUSHING                               |                         |
| DEER CREEK   | OKLAHOMA       | NATL   |                        | DEER CREEK WATER CORP                 |                         |
| DEL CITY     | OKLAHOMA       | ADJ    | /73                    | DEL CITY                              |                         |
| DEVOL        | COTTON         | NATL   |                        | DEVOL                                 |                         |
| DEWEY        | WASHINGTON     | CONS   |                        | DEWEY                                 | BARTLESVILLE            |
| DRUMMOND     | GARFIELD       | CONS   |                        | DRUMMOND                              | ENID                    |
| DRUMWRIGHT   | CREEK          | ADJ    | /84                    | DRUMWRIGHT                            |                         |
| DURANT       | BRYAN          | ADJ    | /58                    | DURANT                                |                         |
| EDMOND       | OKLAHOMA       | NATL   |                        | EDMOND                                |                         |
| ELK CITY     | BECKHAM        | ADJ    | 12/84                  | ELK CITY                              |                         |
| ENID (PART)  | GARFIELD       | ADJ    | /67                    | ENID                                  |                         |
| ENID (PART)  | GARFIELD       | ADJ    | /67                    | ENID #2                               |                         |
| EUFULA       | MCINTOSH       | ADJ    | 1/83                   | EUFULA                                |                         |
| FAIRLAND     | OTTAWA         | NATL   |                        | FAIRLAND                              |                         |
| FAIRVIEW     | MAJOR          | ADJ    | /67                    | FAIRVIEW                              |                         |
| FORT GIBSON  | MUSKOGEE       | ADJ    | /85                    | FORT GIBSON                           |                         |
| FORT SILL    | COMANCHE       | CONS   |                        | FORT SILL                             | LAWTON                  |
| FRANCIS      | PONTOTOC       | NATL   |                        | FRANCIS                               |                         |
| GERONIMO     | COMANCHE       | NATL   |                        | GERONIMO                              |                         |
| GOODWELL     | TEXAS          | NATL   |                        | GOODWELL                              |                         |



COMMUNITIES SERVED FLUORIDATED DRINKING WATER,  
BY COUNTY AND WATER SYSTEM WITHIN STATE (AS OF 12/31/85)

# OKLAHOMA

| COMMUNITY   | COUNTY     | STATUS | FLUOR<br>START<br>DATE | SYSTEM SUPPLYING<br>FLUORIDATED WATER | SOURCE SYSTEM |
|-------------|------------|--------|------------------------|---------------------------------------|---------------|
| GUTHRIE     | LOGAN      | ADJ    | /52                    | GUTHRIE                               |               |
| GUYMAN      | TEXAS      | NATL   |                        | GUYMAN                                |               |
| HAILEYVILLE | PITTSBURG  | ADJ    | /81                    | PCWA-ADAMSON                          |               |
| HEAVENER    | LE FLORE   | ADJ    | 12/81                  | HEAVENER                              |               |
| HOLDENVILLE | HUGHES     | ADJ    | 10/83                  | HOLDENVILLE                           |               |
| HOOVER      | TEXAS      | NATL   |                        | HOOVER                                |               |
| IDABEL      | MCCURTAIN  | ADJ    | /78                    | IDABEL                                |               |
| INDIAHOMA   | COMANCHE   | NATL   |                        | INDIAHOMA                             |               |
| JENKS       | TULSA      | CONS   |                        | JENKS                                 | TULSA         |
| JET         | ALFALFA    | NATL   |                        | JET                                   |               |
| KANSAS      | DELAWARE   | NATL   |                        | KANSAS PWA                            |               |
| KEYES       | CIMARRON   | NATL   |                        | KEYES                                 |               |
| KINGFISHER  | KINGFISHER | ADJ    | /55                    | KINGFISHER                            |               |
| KINGSTON    | MARSHALL   | NATL   |                        | KINGSTON                              |               |
| KIOWA       | PITTSBURG  | ADJ    | /81                    | KIOWA                                 |               |
| KREBS       | PITTSBURG  | ADJ    | /81                    | KREBS                                 |               |
| LAVERNE     | HARPER     | NATL   |                        | LAVERNE                               |               |
| LAWTON      | COMANCHE   | ADJ    | /71                    | LAWTON                                |               |
| LINDSAY     | GARVIN     | ADJ    | /85                    | LINDSAY                               |               |
| LOCO        | STEPHENS   | NATL   |                        | LOCO RWD 4                            |               |
| MADILL      | MARSHALL   | ADJ    | /71                    | MADILL                                |               |
| MANNFORD    | CREEK      | ADJ    | /75                    | MANNFORD                              |               |
| MAUD        | SEMINOLE   | NATL   |                        | MAUD                                  |               |
| MC ALESTER  | PITTSBURG  | ADJ    | /62                    | MC ALESTER                            |               |

COMMUNITIES SERVED FLUORIDATED DRINKING WATER,  
BY COUNTY AND WATER SYSTEM WITHIN STATE (AS OF 12/31/85)

# OKLAHOMA

| COMMUNITY            | COUNTY     | STATUS | FLUOR<br>START<br>DATE | SYSTEM SUPPLYING<br>FLUORIDATED WATER | SOURCE SYSTEM           |
|----------------------|------------|--------|------------------------|---------------------------------------|-------------------------|
| MC CURTAIN           | LE FLORE   | CONS   |                        | MC CURTAIN                            | POTEAU VALLEY IMPV AUTH |
| MEDICINE PARK (PART) | COMANCHE   | CONS   |                        | MEDICINE PARK                         | LAWTON                  |
| MEEKER               | LINCOLN    | ADJ    | /82                    | MEEKER                                |                         |
| MIAMI                | OTTAWA     | NATL   |                        | MIAMI                                 |                         |
| MIDWEST CITY         | OKLAHOMA   | ADJ    | /61                    | MIDWEST CITY                          |                         |
| MUSKOGEE             | MUSKOGEE   | ADJ    | /73                    | MUSKOGEE                              |                         |
| NORMAN               | CLEVELAND  | ADJ    | /66                    | NORMAN                                |                         |
| NOWATA               | NOWATA     | ADJ    | /51                    | NOWATA                                |                         |
| OAKLAND              | MARSHALL   | ADJ    | /71                    | MADILL                                |                         |
| OCHELATA             | WASHINGTON | CONS   |                        | OCHELATA UTIL AUTH NA                 | BARTLESVILLE            |
| OKEMAH               | OKFUSKEE   | ADJ    | /66                    | OKEMAH                                |                         |
| OKLAHOMA CITY (PART) | OKLAHOMA   | ADJ    | /54                    | OKLAHOMA CITY-DRAPER                  |                         |
| OKLAHOMA CITY (PART) | OKLAHOMA   | ADJ    | /54                    | OKLAHOMA CITY-HEFNER                  |                         |
| OKLAHOMA CITY (PART) | OKLAHOMA   | ADJ    | /54                    | OKLAHOMA CITY-OVERHOLSER              |                         |
| OPTIMA               | TEXAS      | NATL   |                        | OPTIMA                                |                         |
| OWASSO               | TULSA      | CONS   |                        | OWASSO                                | TULSA                   |
| PANAMA               | LE FLORE   | CONS   |                        | PANAMA                                | POTEAU VALLEY IMPV AUTH |
| PAWHUSKA             | OSAGE      | ADJ    | /58                    | PAWHUSKA                              |                         |
| PERRY                | NOBLE      | ADJ    | /80                    | PERRY                                 |                         |
| POCOLA               | LE FLORE   | CONS   |                        | LE FLORE CO RWD 2                     | POTEAU VALLEY IMPV AUTH |
| PONCA CITY           | KAY        | ADJ    | /56                    | PONCA CITY                            |                         |
| PORTER               | WAGONER    | CONS   |                        | PORTER PWA                            | MUSKOGEE                |
| POTEAU               | LE FLORE   | CONS   |                        | POTEAU                                | POTEAU VALLEY IMPV AUTH |
| PRAGUE               | LINCOLN    | NATL   |                        | PRAGUE                                |                         |

COMMUNITIES SERVED FLUORIDATED DRINKING WATER,  
BY COUNTY AND WATER SYSTEM WITHIN STATE (AS OF 12/31/85)

OKLAHOMA

| COMMUNITY        | COUNTY       | STATUS | FLUOR<br>START<br>DATE | SYSTEM SUPPLYING<br>FLUORIDATED WATER | SOURCE SYSTEM           |
|------------------|--------------|--------|------------------------|---------------------------------------|-------------------------|
| RAMONA           | WASHINGTON   | CONS   |                        | RAMONA                                | BARTLESVILLE            |
| RATCLIFF CITY    | CARTER       | NATL   |                        | RATCLIFF CITY                         |                         |
| RINGLING         | JEFFERSON    | NATL   |                        | RINGLING                              |                         |
| ROFF CITY        | PONTIOTOC    | NATL   |                        | ROFF CITY                             |                         |
| SALLISAW         | SEQUOYAH     | ADJ    | /81                    | SALLISAW                              |                         |
| SAND SPRINGS     | TULSA        | ADJ    | /66                    | SAND SPRINGS                          |                         |
| SAPULPA          | CREEK        | ADJ    | /58                    | SAPULPA                               |                         |
| SASAKWA (PART)   | SEMINOLE     | ADJ    | 6/85                   | SASAKWA                               |                         |
| SHAWNEE          | POTTAWATOMIE | ADJ    | /69                    | SHAWNEE                               |                         |
| SKIATOOK         | TULSA        | CONS   |                        | SKIATOOK                              | TULSA                   |
| SPERRY           | TULSA        | CONS   |                        | SPERRY                                | TULSA                   |
| SPIRO (PART)     | LE FLORE     | CONS   |                        | SPIRO EAST RW                         | POTEAU VALLEY IMPV AUTH |
| STIGLER          | HASKELL      | ADJ    | 10/85                  | STIGLER                               |                         |
| STILLWATER       | PAYNE        | ADJ    | /58                    | STILLWATER                            |                         |
| STILWEL          | ADAIR        | ADJ    | 3/85                   | STILWEL                               |                         |
| STROUD           | LINCOLN      | ADJ    | 1/83                   | STROUD                                |                         |
| SULPHUR          | MURRAY       | ADJ    | 9/85                   | SULPHUR                               |                         |
| TAFT             | MUSKOGEE     | CONS   |                        | TAFT                                  | MUSKOGEE                |
| TAHLEQUAH (PART) | CHEROKEE     | ADJ    | /67                    | TAHLEQUAH                             |                         |
| TALIHINA         | LE FLORE     | ADJ    | /80                    | TALIHINA                              |                         |
| TECUMSEH         | POTTAWATOMIE | ADJ    | /74                    | TECUMSEH                              |                         |
| TEXHOMA          | TEXAS        | NATL   |                        | TEXHOMA                               |                         |
| TIPTON           | TILLMAN      | NATL   |                        | TIPTON                                |                         |
| TISSHOMINGO      | JOHNSTON     | ADJ    | /79                    | TISSHOMINGO                           |                         |

COMMUNITIES SERVED FLUORIDATED DRINKING WATER,  
 BY COUNTY AND WATER SYSTEM WITHIN STATE (AS OF 12/31/85)

# OKLAHOMA

| COMMUNITY | COUNTY            | STATUS | FLUOR<br>START<br>DATE | SYSTEM SUPPLYING<br>FLUORIDATED WATER | SOURCE SYSTEM           |
|-----------|-------------------|--------|------------------------|---------------------------------------|-------------------------|
| TULSA     | TULSA             | ADJ    | /53                    | TULSA                                 |                         |
| TURLEY    | TULSA             | CONS   |                        | TURLEY                                | TULSA                   |
| WAYNOKA   | WOODS             | ADJ    | /80                    | WAYNOKA                               |                         |
| WELLSTON  | LINCOLN           | NATL   |                        | WELLSTON                              |                         |
| WETUMKER  | HUGHES            | ADJ    | /81                    | WETUMKER                              |                         |
| WEWOKA    | SEMINOLE / HUGHES | ADJ    | /82                    | WEWOKA                                |                         |
| WILBURTON | LATIMER           | ADJ    | 12/83                  | WILBURTON                             |                         |
| WILSON    | CARTER            | NATL   |                        | WILSON                                |                         |
| WISTER    | LE FLORE          | CONS   |                        | WISTER                                | POTEAU VALLEY IMPV AUTH |

COMMUNITIES SERVED FLUORIDATED DRINKING WATER,  
BY COUNTY AND WATER SYSTEM WITHIN STATE (AS OF 12/31/85)

# OREGON

| COMMUNITY       | COUNTY     | STATUS | FLUOR<br>START<br>DATE | SYSTEM SUPPLYING<br>FLUORIDATED WATER | SOURCE SYSTEM |
|-----------------|------------|--------|------------------------|---------------------------------------|---------------|
| ADAMS           | UMATILLA   | NATL   |                        | ADAMS                                 |               |
| ADRIAN          | MALHEUR    | NATL   |                        | ADRIAN                                |               |
| ALBANY          | LINN       | ADJ    | 11/64                  | ALBANY                                |               |
| ALOHA           | WASHINGTON | ADJ    | 6/64                   | WOLF CREEK HWY WD                     |               |
| ASTORIA         | CLATSOP    | ADJ    | 12/52                  | ASTORIA                               |               |
| ATHENA          | UMATILLA   | NATL   |                        | ATHENA                                |               |
| BOARDMAN        | MORROW     | NATL   |                        | BOARDMAN                              |               |
| CEDAR HILLS     | WASHINGTON | ADJ    | 6/64                   | WOLF CREEK HWY WD                     |               |
| CHEMOWITH CO-OP | WASCO      | NATL   |                        | CHEMOWITH CO-OP                       |               |
| COOS BAY        | COOS       | ADJ    | 1/57                   | COOS BAY-NORTH BEND                   |               |
| COQUILLE        | COOS       | ADJ    | 5/54                   | COQUILLE                              |               |
| CORVALLIS       | BENTON     | ADJ    | 6/52                   | CORVALLIS                             |               |
| DALLAS          | POLK       | ADJ    | 9/56                   | DALLAS                                |               |
| DUFUR           | WASCO      | NATL   |                        | DUFUR                                 |               |
| EASTSIDE        | COOS       | ADJ    | 1/57                   | COOS BAY-NORTH BEND                   |               |
| ECHO            | UMATILLA   | NATL   |                        | ECHO                                  |               |
| FLORENCE        | LANE       | ADJ    | 6/52                   | FLORENCE                              |               |
| FOREST GROVE    | WASHINGTON | ADJ    | 10/52                  | FOREST GROVE                          |               |
| FOSSIL          | WHEELER    | NATL   |                        | FOSSIL                                |               |
| GEARHART        | CLATSOP    | CONS   |                        | GEARHART                              | WARRENTON     |
| HEPPNER         | MORROW     | NATL   |                        | HEPPNER                               |               |
| HERMISTON       | UMATILLA   | NATL   |                        | HERMISTON                             |               |
| HUNTINGTON      | BAKER      | NATL   |                        | HUNTINGTON                            |               |
| IRRIGON         | MORROW     | NATL   |                        | IRRIGON                               |               |

COMMUNITIES SERVED FLUORIDATED DRINKING WATER,  
 BY COUNTY AND WATER SYSTEM WITHIN STATE (AS OF 12/31/85)

OREGON

| COMMUNITY     | COUNTY   | STATUS | FLUOR<br>START<br>DATE | SYSTEM SUPPLYING<br>FLUORIDATED WATER | SOURCE SYSTEM |
|---------------|----------|--------|------------------------|---------------------------------------|---------------|
| JORDAN VALLEY | MALHEUR  | NATL   |                        | JORDAN VALLEY                         |               |
| KEIZER        | MARION   | ADJ    | 3/83                   | KEIZER                                |               |
| LAKEVIEW      | LAKE     | NATL   |                        | LAKEVIEW                              |               |
| MCMINNVILLE   | YAMHILL  | ADJ    | 8/61                   | MCMINNVILLE                           |               |
| MILL CITY     | MARION   | ADJ    | 11/64                  | MILL CITY                             |               |
| MONMOUTH      | POLK     | ADJ    | 5/70                   | MONMOUTH                              |               |
| NEWPORT       | LINCOLN  | ADJ    | 7/62                   | NEWPORT                               |               |
| NORTH BEND    | COOS     | ADJ    | 1/57                   | COOS BAY-NORTH BEND                   |               |
| NYSSA         | MALHEUR  | NATL   |                        | NYSSA                                 |               |
| ONTARIO       | MALHEUR  | NATL   |                        | ONTARIO                               |               |
| SALEM         | MARION   | ADJ    | /53                    | SALEM                                 |               |
| SEASIDE       | CLATSOP  | ADJ    | 6/82                   | SEASIDE                               |               |
| SENECA        | GRANT    | NATL   |                        | SENECA                                |               |
| SHERIDAN      | YAMHILL  | ADJ    | 2/66                   | SHERIDAN                              |               |
| SILVERTON     | MARION   | ADJ    | /72                    | SILVERTON                             |               |
| STANFIELD     | UMATILLA | NATL   |                        | STANFIELD                             |               |
| SUBLIMITY     | MARION   | ADJ    | 7/55                   | SUBLIMITY                             |               |
| SWEET HOME    | LINN     | ADJ    | 7/65                   | SWEET HOME                            |               |
| UMATILLA      | UMATILLA | NATL   |                        | UMATILLA                              |               |
| WARRENTON     | CLATSOP  | ADJ    | 1/56                   | WARRENTON                             |               |

COMMUNITIES SERVED FLUORIDATED DRINKING WATER,  
BY COUNTY AND WATER SYSTEM WITHIN STATE (AS OF 12/31/85)

## PENNSYLVANIA

| COMMUNITY            | COUNTY       | STATUS | FLUOR<br>START<br>DATE | SYSTEM SUPPLYING<br>FLUORIDATED WATER | SOURCE SYSTEM   |
|----------------------|--------------|--------|------------------------|---------------------------------------|-----------------|
| ALLEGHENY TWP        | WESTMORELAND | ADJ    | 1/58                   | NEW KENSINGTON MUN AUTH               |                 |
| ALLEN TWP            | NORTHAMPTON  | ADJ    | 6/71                   | BETHLEHEM MUN WA                      |                 |
| ALLISON TWP (PART)   | CLINTON      | ADJ    | 4/75                   | LOCK HAVEN CITY AUTH                  |                 |
| AMWELL TWP           | WASHINGTON   | ADJ    | 5/58                   | WESTERN PA WC-WASH/MCDONALD DT        |                 |
| ANNVILLE TWP         | LEBANON      | ADJ    | 11/72                  | LEBANON MUN. WAT AUTH                 |                 |
| ARMAGH TWP           | MIFFLIN      | ADJ    | 7/76                   | LEWISTOWN MUN WA                      |                 |
| ARMSTRONG TWP        | LYCOMING     | ADJ    | 12/66                  | WILLIAMSPORT MUN WATER AUTH           |                 |
| ASTON TWP (PART)     | DELAWARE     | ADJ    | 7/64                   | MEDIA BOROUGH                         |                 |
| ASTON TWP (PART)     | DELAWARE     | ADJ    | 10/68                  | CHESTER WTR AUTH                      |                 |
| ATHENS BOROUGH       | BRADFORD     | ADJ    | 8/71                   | PA WATER-SAYRE DIST                   |                 |
| ATHENS TWP           | BRADFORD     | ADJ    | 8/71                   | PA WATER-SAYRE DIST                   |                 |
| AVALON BOROUGH       | ALLEGHENY    | ADJ    | 3/78                   | WEST VIEW MUN AUTH                    |                 |
| BEALLSVILLE BOROUGH  | WASHINGTON   | ADJ    | 11/72                  | TRI-COUNTY JOINT MUN AUTH             |                 |
| BEAVER FALLS CITY    | BEAVER       | ADJ    | 5/67                   | BEAVER FALLS MA (EASTVALE PLT)        |                 |
| BEDFORD BOROUGH      | BEDFORD      | ADJ    | 12/64                  | BEDFORD BOROUGH                       |                 |
| BEDFORD TWP          | BEDFORD      | ADJ    | 12/64                  | BEDFORD BOROUGH                       |                 |
| BELLEFONTI BOROUGH   | CENTRE       | ADJ    | 8/68                   | BELLEFONTI BOROUGH                    |                 |
| BELLEVUE BOROUGH     | ALLEGHENY    | ADJ    | 3/78                   | WEST VIEW MUN AUTH                    |                 |
| BEN AVON BOROUGH     | ALLEGHENY    | ADJ    | 3/78                   | WEST VIEW MUN AUTH                    |                 |
| BEN AVON HEIGHTS     | ALLEGHENY    | ADJ    | 3/78                   | WEST VIEW MUN AUTH                    |                 |
| BENNER TWP           | CENTRE       | ADJ    | 8/68                   | BELLEFONTI BOROUGH                    |                 |
| BENZINGER TWP (PART) | ELK          | ADJ    | 10/71                  | ST MARY'S JOINT WATER AUTH            |                 |
| BERN TWP (PART)      | BERKS        | CONS   |                        | BERN TWP WA                           | READING MUN W W |
| BETHEL TWP           | DELAWARE     | ADJ    | 10/68                  | CHESTER WTR AUTH                      |                 |

COMMUNITIES SERVED FLUORIDATED DRINKING WATER,  
BY COUNTY AND WATER SYSTEM WITHIN STATE (AS OF 12/31/85)

**PENNSYLVANIA**

| COMMUNITY              | COUNTY      | STATUS | FLUOR<br>START<br>DATE | SYSTEM SUPPLYING<br>FLUORIDATED WATER | SOURCE SYSTEM               |
|------------------------|-------------|--------|------------------------|---------------------------------------|-----------------------------|
| BETHLEHEM              | NORTHAMPTON | ADJ    | 6/71                   | BETHLEHEM MUN WA                      |                             |
| BETHLEHEM TWP (PART)   | NORTHAMPTON | ADJ    | 6/71                   | BETHLEHEM MUN WA                      |                             |
| BETHLEHEM TWP (PART)   | NORTHAMPTON | CONS   |                        | EASTON SURBURBAN WTR AUTH             | EASTON MUN W W              |
| BIG BEAVER BOROUGH     | BEAVER      | ADJ    | 5/67                   | BEAVER FALLS MA (EASTVALE PLT)        |                             |
| BIRMINGHAM TWP (PART)  | CHESTER     | ADJ    | 10/68                  | CHESTER WTR AUTH                      |                             |
| BIRMINGHAM TWP (PART)  | DELAWARE    | ADJ    | 10/68                  | CHESTER WTR AUTH                      |                             |
| BRACKENRIDGE BOROUGH   | ALLEGHENY   | ADJ    | 2/53                   | BRACKENRIDGE MUN WW                   |                             |
| BRADDOCK BOROUGH       | ALLEGHENY   | CONS   |                        | BRADDOCK BOROUGH                      | WILKINSBURG PENN JOINT AUTH |
| BRADDOCK HILLS BOROUGH | ALLEGHENY   | ADJ    | 1/53                   | WILKINSBURG PENN JOINT AUTH           |                             |
| BRADFORDWOODS BOROUGH  | ALLEGHENY   | ADJ    | 3/78                   | WEST VIEW MUN AUTH                    |                             |
| BRIDGEWATER TWP        | SUSQUEHANNA | ADJ    | 11/63                  | KEYSTONE WC-MONTROSE DIST             |                             |
| BRISTOL TWP            | BUCKS       | ADJ    | 7/58                   | LOWER BUCKS COUNTY JOINT MA           |                             |
| BROCKWAY BOROUGH       | JEFFERSON   | ADJ    | 2/74                   | BROCKWAY MUN WA                       |                             |
| BROOK HAVEN BOROUGH    | DELAWARE    | ADJ    | 10/68                  | CHESTER WTR AUTH                      |                             |
| BROOKVILLE BOROUGH     | JEFFERSON   | ADJ    | 9/51                   | BROOKVILLE MUN W W                    |                             |
| BROWN TWP (PART)       | MIFFLIN     | ADJ    | 7/76                   | LEWISTOWN MUN WA                      |                             |
| BUFFALO TWP            | ALLEGHENY   | CONS   |                        | FAWN-FRAZIER JOIN WA                  | BRACKENRIDGE MUN WW         |
| BULLSKIN TWP           | FAYETTE     | ADJ    | 2/83                   | NORTH FAYETTE CO MA                   |                             |
| BURGETTSTOWN BOROUGH   | WASHINGTON  | ADJ    | 5/58                   | WESTERN PA WC-WASH/MCDONALD DT        |                             |
| BURNHAM BOROUGH        | MIFFLIN     | ADJ    | 7/76                   | LEWISTOWN MUN WA                      |                             |
| CALIFORNIA BOROUGH     | WASHINGTON  | ADJ    | 11/72                  | TRI-COUNTY JOINT MUN AUTH             |                             |
| CALN TWP (PART)        | CHESTER     | ADJ    | 3/77                   | DOWNINGTOWN                           |                             |
| CAMBRIA TWP (PART)     | CAMBRIA     | ADJ    | 12/51                  | EBENSBURG MUN WATER AUTH              |                             |
| CAMBRIDGE SPGS BOROUGH | CRAWFORD    | ADJ    | 4/61                   | CAMBRIDGE SPGS WC                     |                             |



COMMUNITIES SERVED FLUORIDATED DRINKING WATER,  
BY COUNTY AND WATER SYSTEM WITHIN STATE (AS OF 12/31/85)

## PENNSYLVANIA

| COMMUNITY                | COUNTY     | STATUS | FLUOR<br>START<br>DATE | SYSTEM SUPPLYING<br>FLUORIDATED WATER | SOURCE SYSTEM              |
|--------------------------|------------|--------|------------------------|---------------------------------------|----------------------------|
| CAMBRIDGE TWP (PART)     | CRAWFORD   | ADJ    | 4/61                   | CAMBRIDGE SPGS WC                     |                            |
| CAMP HILL BOROUGH        | CUMBERLAND | ADJ    | 5/56                   | RIVERTON CONSOLIDATED WC              |                            |
| CANONSBURG BOROUGH       | WASHINGTON | ADJ    | 5/58                   | WESTERN PA WC-WASH/MCDONALD DT        |                            |
| CANTON BOROUGH           | BRADFORD   | ADJ    | 7/57                   | CANTON BOROUGH AUTH                   |                            |
| CANTON TWP (PART)        | BRADFORD   | ADJ    | 7/57                   | CANTON BOROUGH AUTH                   |                            |
| CANTON TWP (PART)        | WASHINGTON | ADJ    | 5/58                   | WESTERN PA WC-WASH/MCDONALD DT        |                            |
| CARLISLE BOROUGH         | CUMBERLAND | ADJ    | 11/57                  | CARLISLE BOROUGH                      |                            |
| CARROLL TWP              | ALLEGHENY  | ADJ    |                        | WESTERN PA WC-MON-VALLEY DIST         |                            |
| CASTANEA TWP             | CLINTON    | ADJ    |                        | LOCK HAVEN MUN AUTH                   |                            |
| CATASAUQUA BOROUGH       | LEHIGH     | ADJ    | 2/62                   | CATASAUQUA M W W                      |                            |
| CECIL TWP (PART)         | WASHINGTON | ADJ    | 5/58                   | WESTERN PA WC-WASH/MCDONALD DT        |                            |
| CENTERVILLE BOROUGH      | WASHINGTON | ADJ    | 11/72                  | TRI-COUNTY JOINT MUN AUTH             |                            |
| CHALFANT BOROUGH         | ALLEGHENY  | ADJ    | 1/53                   | WILKINSBURG PENN JOINT AUTH           |                            |
| CHAMBERSBURG BORO (PART) | FRANKLIN   | ADJ    | 12/64                  | CHAMBERSBURG MUN W W                  |                            |
| CHAMBERSBURG BORO (PART) | FRANKLIN   | ADJ    | 3/70                   | GUILFORD WATER AUTH                   |                            |
| CHARTTERS TWP            | WASHINGTON | ADJ    | 5/58                   | WESTERN PA WC-WASH/MCDONALD DT        |                            |
| CHESTER                  | DELAWARE   | ADJ    | 10/68                  | CHESTER WTR AUTH                      |                            |
| CHESTER HEIGHTS (PART)   | DELAWARE   | ADJ    | 7/64                   | MEDIA BOROUGH                         |                            |
| CHESTER HILL BOROUGH     | CLEARFIELD | ADJ    | 9/63                   | KEYSTONE WC-MOSHANNON VAL DIST        |                            |
| CHIPPEWA TWP             | BEAVER     | ADJ    | 5/67                   | BEAVER FALLS MA (EASTVALE PLT)        |                            |
| CHURCHILL BOROUGH        | ALLEGHENY  | ADJ    | 1/53                   | WILKINSBURG PENN JOINT AUTH           |                            |
| CLAIRTON                 | ALLEGHENY  | ADJ    |                        | WESTERN PA WC-MON-VALLEY DIST         |                            |
| CLARION BOROUGH          | CLARION    | ADJ    | 8/54                   | WESTERN PA WC-CLARION DIST            |                            |
| CLARION TWP (PART)       | CLARION    | CONS   |                        | STRAITTONVILLE MUN AUTH               | WESTERN PA WC-CLARION DIST |

COMMUNITIES SERVED FLUORIDATED DRINKING WATER,  
BY COUNTY AND WATER SYSTEM WITHIN STATE (AS OF 12/31/85)

PENNSYLVANIA

| COMMUNITY            | COUNTY      | STATUS | FLUOR<br>START<br>DATE | SYSTEM SUPPLYING<br>FLUORIDATED WATER             | SOURCE SYSTEM                |
|----------------------|-------------|--------|------------------------|---|------------------------------|
| CLARION TWP (PART)   | CLARION     | ADJ    | 8/54                   | WESTERN PA WC-CLARION DIST                        |                              |
| CLARKSVILLE BOROUGH  | GREENE      | ADJ    | 10/74                  | SOUTH WESTERN PA WATER AUTH                       |                              |
| CLEARFIELD BOROUGH   | CLEARFIELD  | ADJ    | 12/52                  | CLEARFIELD MUN AUTH                               |                              |
| CLEONA BOROUGH       | LEBANON     | ADJ    | 11/72                  | LEBANON MUN. WAT AUTH                             |                              |
| COLLEGE TWP (PART)   | CENTRE      | ADJ    | 8/68                   | BELLEFONTE BOROUGH                                |                              |
| COLLEGE TWP (PART)   | CENTRE      | ADJ    |                        | STATE COLLEGE BOROUGH AUTH                        |                              |
| CONCORD TWP          | DELAWARE    | ADJ    | 10/68                  | CHESTER WTR AUTH                                  |                              |
| CONEWAGO TWP (PART)  | YORK        | ADJ    | 4/73                   | HANOVER MUN WATER AUTH                            |                              |
| CONNELLSVILLE        | FAYETTE     | ADJ    | 2/83                   | NORTH FAYETTE CO MA                               |                              |
| CONNELLSVILLE TWP    | FAYETTE     | ADJ    | 2/83                   | NORTH FAYETTE CO MA                               |                              |
| COPLAY BOROUGH       | NORTHAMPTON | ADJ    | 3/71                   | NORTHAMPTON BOROUGH MA                            |                              |
| CORSICA              | JEFFERSON   | CONS   |                        | CORSICA MUN AUTH(JEFFERSON CO) BROOKVILLE MUN W W |                              |
| CRANBERRY TWP (PART) | VENANGO     | ADJ    | 7/79                   | FRANKLIN CITY GENERAL AUTH                        |                              |
| CRESSONA BOROUGH     | SCHUYLKILL  | ADJ    | 7/68                   | SCHUYLKILL HAVEN BOROUGH                          |                              |
| CUMRU TWP (PART)     | BERKS       | CONS   |                        | CUMRU TWP WS                                      | SHILLINGTON BOROUGH WTR DEPT |
| CUMRU TWP (PART)     | BERKS       | CONS   |                        | SHILLINGTON BOROUGH WTR DEPT                      | WESTERN BERKS WA             |
| DALLASTOWN BOROUGH   | YORK        | CONS   |                        | DALLASTOWN-YOE WTR AUTH                           | RED LION MUN AUTH            |
| DAUGHERTY TWP        | BEAVER      | ADJ    | 5/67                   | BEAVER FALLS MA (NEW BRIGHTON)                    |                              |
| DAWSON BOROUGH       | FAYETTE     | ADJ    | 2/83                   | NORTH FAYETTE CO MA                               |                              |
| DECATUR TWP          | CLEARFIELD  | ADJ    | 9/63                   | KEYSTONE WC-MOSHANNON VAL DIST                    |                              |
| DERRY TWP            | MIFFLIN     | ADJ    | 7/76                   | LEWISTOWN MUN WA                                  |                              |
| DOUGLAS TWP          | MONTCOMERY  | ADJ    | 1/71                   | POTTSTOWN MUN W W                                 |                              |
| DOWNINGTOWN BOROUGH  | CHESTER     | ADJ    | 3/77                   | DOWNINGTOWN                                       |                              |
| DRAVOSBURG BOROUGH   | ALLEGHENY   | ADJ    |                        | WESTERN PA WC-MON-VALLEY DIST                     |                              |

COMMUNITIES SERVED FLUORIDATED DRINKING WATER,  
BY COUNTY AND WATER SYSTEM WITHIN STATE (AS OF 12/31/85)

## PENNSYLVANIA

| COMMUNITY                | COUNTY      | STATUS | FLUOR<br>START<br>DATE | SYSTEM SUPPLYING<br>FLUORIDATED WATER | SOURCE SYSTEM                   |
|--------------------------|-------------|--------|------------------------|---------------------------------------|---------------------------------|
| DUBOIS                   | CLEARFIELD  | ADJ    | 10/65                  | DUBOIS MUN WATER AUTH                 |                                 |
| DUBOISTOWN BOROUGH       | LYCOMING    | ADJ    | 12/66                  | WILLIAMSPORT MUN WATER AUTH           |                                 |
| DUNBAR BOROUGH           | FAYETTE     | ADJ    | 2/83                   | NORTH FAYETTE CO MA                   |                                 |
| DUNBAR TWP (PART)        | GREENE      | ADJ    | 10/74                  | SOUTH WESTERN PA WATER AUTH           |                                 |
| DUNBAR TWP (PART)        | FAYETTE     | ADJ    | 7/53                   | WESTERN PA WC-UNIONTOWN DIST          |                                 |
| DUNBAR TWP (PART)        | FAYETTE     | ADJ    | 2/83                   | NORTH FAYETTE CO MA                   |                                 |
| DUQUESNE                 | ALLEGHENY   | CONS   |                        | DUQUESNE                              | WESTERN PA WC-PITTSBG SUBU DIST |
| EAST ALLEN TWP           | NORTHAMPTON | ADJ    | 6/71                   | BETHLEHEM MUN WA                      |                                 |
| EAST BETHLEHEM TWP       | WASHINGTON  | ADJ    | 11/72                  | TRI-COUNTY JOINT MUN AUTH             |                                 |
| EAST CALN TWP (PART)     | CHESTER     | ADJ    | 3/77                   | DOWNINGTOWN                           |                                 |
| EAST COVENRY TWP         | MONTGOMERY  | ADJ    | 1/71                   | POTTSTOWN MUN W W                     |                                 |
| EAST DEER TWP (PART)     | ALLEGHENY   | CONS   |                        | FAWN-FRAZIER JOIN WA                  | BRACKENRIDGE MUN WW             |
| EAST DEER TWP (PART)     | ALLEGHENY   | ADJ    |                        | TARENITUM MUN WW                      |                                 |
| EAST HEMPFIELD TWP(PART) | LANCASTER   | ADJ    | 6/66                   | EAST HEMPFIELD TWP MA                 |                                 |
| EAST HEMPFIELD TWP(PART) | LANCASTER   | ADJ    | 10/60                  | LANCASTER MUN WA                      |                                 |
| EAST LAMPETER TWP        | LANCASTER   | ADJ    | 10/60                  | LANCASTER MUN WA                      |                                 |
| EAST MCKEESPORT BOROUGH  | ALLEGHENY   | CONS   |                        | EAST MCKEESPORT BOROUGH               | WILKINSBURG PENN JOINT AUTH     |
| EAST PENNSBORO TWP       | CUMBERLAND  | ADJ    | 5/56                   | RIVERTON CONSOLIDATED WC              |                                 |
| EAST PIKELAND TWP (PART) | CHESTER     | ADJ    | 7/76                   | PHOENIXVILLE BOROUGH                  |                                 |
| EAST PITTSBURGH BOROUGH  | ALLEGHENY   | ADJ    | 1/53                   | WILKINSBURG PENN JOINT AUTH           |                                 |
| EAST ROCHESTER BOROUGH   | BEAVER      | ADJ    | 5/67                   | BEAVER FALLS MA (NEW BRIGHTON)        |                                 |
| EASTON                   | NORTHAMPTON | ADJ    | 5/52                   | EASTON MUN W W                        |                                 |
| EASTVALE BOROUGH         | BEAVER      | ADJ    | 5/67                   | BEAVER FALLS MA (EASTVALE PLT)        |                                 |
| EBENSBURG BOROUGH        | CAMBRIA     | ADJ    | 12/51                  | EBENSBURG MUN WATER AUTH              |                                 |

COMMUNITIES SERVED FLUORIDATED DRINKING WATER,  
BY COUNTY AND WATER SYSTEM WITHIN STATE (AS OF 12/31/85)

# PENNSYLVANIA

| COMMUNITY                | COUNTY      | STATUS | FLUOR<br>START<br>DATE | SYSTEM SUPPLYING<br>FLUORIDATED WATER | SOURCE SYSTEM       |
|--------------------------|-------------|--------|------------------------|---------------------------------------|---------------------|
| EDGEWOOD BOROUGH         | ALLEGHENY   | ADJ    | 1/53                   | WILKINSBURG PENN JOINT AUTH           |                     |
| EDGEWORTH BOROUGH (PART) | ALLEGHENY   | ADJ    |                        | EDGEWORTH BOROUGH MUN AUTH            |                     |
| EDGEWORTH BOROUGH (PART) | ALLEGHENY   | ADJ    | 3/57                   | SEWICKLEY BOROUGH WS                  |                     |
| EDINBORO BOROUGH         | ERIE        | ADJ    | 8/75                   | EDINBORO MUN W W                      |                     |
| ELIZABETH BOROUGH        | ALLEGHENY   | ADJ    |                        | WESTERN PA WC-MON-VALLEY DIST         |                     |
| ELIZABETH TWP            | ALLEGHENY   | ADJ    |                        | WESTERN PA WC-MON-VALLEY DIST         |                     |
| EMSWORTH                 | ALLEGHENY   | ADJ    | 3/78                   | WEST VIEW MUN AUTH                    |                     |
| EXETER TWP               | BERKS       | ADJ    | 5/75                   | MOUNT PENN BOROUGH WA                 |                     |
| FAIRCHANCE BOROUGH       | FAYETTE     | ADJ    | 2/83                   | NORTH FAYETTE CO MA                   |                     |
| FAIRVIEW TWP             | CUMBERLAND  | ADJ    | 5/56                   | RIVERTON CONSOLIDATED WC              |                     |
| FALLS TWP                | BUCKS       | ADJ    | 7/58                   | LOWER BUCKS COUNTY JOINT MA           |                     |
| FALLSTON BOROUGH         | BEAVER      | ADJ    | 5/67                   | BEAVER FALLS MA (NEW BRIGHTON)        |                     |
| FARRELL                  | MERCER      | ADJ    | 10/70                  | SHENANGO VALLEY WC                    |                     |
| FAWN TWP                 | ALLEGHENY   | CONS   |                        | FAWN-FRAZIER JOIN WA                  | BRACKENRIDGE MUN WW |
| FERGUSON TWP (PART)      | CENTRE      | ADJ    |                        | STATE COLLEGE BOROUGH AUTH            |                     |
| FINDLAY TWP (PART)       | ALLEGHENY   | ADJ    | 4/66                   | MOON TOWNSHIP MA                      |                     |
| FINDLAY TWP (PART)       | ALLEGHENY   | CONS   |                        | WESTERN ALLEGHENY CO MUN AUTH         |                     |
| FLEETWOOD BOROUGH        | BERKS       | ADJ    | 4/66                   | FLEETWOOD BOROUGH M W W               |                     |
| FORD CITY BOROUGH        | ARMSTRONG   | ADJ    | 6/51                   | FORD CITY MUN W W                     |                     |
| FORKS TWP                | NORTHAMPTON | CONS   |                        | EASTON SUBURBAN WTR AUTH              | EASTON MUN W W      |
| FORREST HILLS BOROUGH    | ALLEGHENY   | ADJ    | 1/53                   | WILKINSBURG PENN JOINT AUTH           |                     |
| FORWARD TWP              | ALLEGHENY   | ADJ    |                        | WESTERN PA WC-MON-VALLEY DIST         |                     |
| FOUNTAIN HILL BOROUGH    | NORTHAMPTON | ADJ    | 6/71                   | BETHLEHEM MUN WA                      |                     |
| FOX CHAPEL BOROUGH       | ALLEGHENY   | ADJ    | 9/60                   | FOX CHAPEL WATER AUTH                 |                     |

COMMUNITIES SERVED FLUORIDATED DRINKING WATER,  
BY COUNTY AND WATER SYSTEM WITHIN STATE (AS OF 12/31/85)

# PENNSYLVANIA

| COMMUNITY                | COUNTY      | STATUS | FLUOR<br>START<br>DATE | SYSTEM SUPPLYING<br>FLUORIDATED WATER | SOURCE SYSTEM        |
|--------------------------|-------------|--------|------------------------|---------------------------------------|----------------------|
| FOX TWP (PART)           | ELK         | ADJ    | 10/71                  | ST MARY'S JOINT WATER AUTH            |                      |
| FRANKLIN CITY            | VENANGO     | ADJ    | 7/79                   | FRANKLIN CITY GENERAL AUTH            |                      |
| FRANKLIN PARK BOROUGH    | ALLEGHENY   | ADJ    | 3/78                   | WEST VIEW MUN AUTH                    |                      |
| FRANKLIN TWP             | FAYETTE     | ADJ    | 2/83                   | NORTH FAYETTE CO MA                   |                      |
| FRAZER TWP               | ALLEGHENY   | CONS   |                        | FAWN-FRAZIER JOIN WA                  | BRACKENRIDGE MUN WW  |
| FREEDOM BOROUGH          | BEAVER      | ADJ    | 5/67                   | BEAVER FALLS MA (NEW BRIGHTON)        |                      |
| FREEMANSBURG             | NORTHAMPTON | ADJ    | 6/71                   | BETHLEHEM MUN WA                      |                      |
| FRENCH CREEK TWP         | VENANGO     | ADJ    | 7/79                   | FRANKLIN CITY GENERAL AUTH            |                      |
| GEORGES TWP              | FAYETTE     | ADJ    | 2/83                   | NORTH FAYETTE CO MA                   |                      |
| GERMAN TWP (PART)        | GREENE      | ADJ    | 10/74                  | SOUTH WESTERN PA WATER AUTH           |                      |
| GERMAN TWP (PART)        | FAYETTE     | ADJ    | 2/83                   | NORTH FAYETTE CO MA                   |                      |
| GLASSPORT BOROUGH        | ALLEGHENY   | ADJ    |                        | WESTERN PA WC-MON-VALLEY DIST         |                      |
| GLENDON BOROUGH          | NORTHAMPTON | CONS   |                        | EASTON SURBURBAN WTR AUTH             | EASTON MUN W W       |
| GLENFIELD BOROUGH (PART) | ALLEGHENY   | CONS   |                        | GLENFIELD BOROUGH WC                  | ALLEPO TWP (PART)    |
| GLENFIELD BOROUGH (PART) | ALLEGHENY   | CONS   |                        | ALLEPO TWP (PART)                     | SEWICKLEY BOROUGH WS |
| GLENFIELD BOROUGH (PART) | ALLEGHENY   | CONS   |                        | ALLEPO TWP (PART)                     | WEST VIEW MUN AUTH   |
| GRANVILLE TWP (PART)     | MIFFLIN     | ADJ    | 7/76                   | LEWISTOWN MUN WA                      |                      |
| GREEN HILLS BOROUGH      | WASHINGTON  | ADJ    | 5/58                   | WESTERN PA WC-WASH/MCDONALD DT        |                      |
| GREENE TWP (PART)        | FRANKLIN    | ADJ    | 12/64                  | CHAMBERSBURG MUN W W                  |                      |
| GREENE TWP (PART)        | FRANKLIN    | ADJ    | 3/70                   | GUILFORD WATER AUTH                   |                      |
| GREENVILLE BOROUGH       | MERCER      | ADJ    | 7/59                   | GREENVILLE MUN WA                     |                      |
| GUILFORD TWP (PART)      | FRANKLIN    | ADJ    | 12/64                  | CHAMBERSBURG MUN W W                  |                      |
| GUILFORD TWP (PART)      | FRANKLIN    | ADJ    | 3/70                   | GUILFORD WATER AUTH                   |                      |
| HAMILTON TWP (PART)      | FRANKLIN    | ADJ    | 12/64                  | CHAMBERSBURG MUN W W                  |                      |

COMMUNITIES SERVED FLUORIDATED DRINKING WATER,  
BY COUNTY AND WATER SYSTEM WITHIN STATE (AS OF 12/31/85)

## PENNSYLVANIA

| COMMUNITY                | COUNTY      | STATUS | FLUOR<br>START<br>DATE | SYSTEM SUPPLYING<br>FLUORIDATED WATER | SOURCE SYSTEM                  |
|--------------------------|-------------|--------|------------------------|---------------------------------------|--------------------------------|
| HAMPDEN TWP              | CUMBERLAND  | ADJ    | 5/56                   | RIVERTON CONSOLIDATED WC              |                                |
| HAMPTON TWP (PART)       | CUMBERLAND  | ADJ    | 11/68                  | MECHANICSBURG BOROUGH                 |                                |
| HAMPTON TWP (PART)       | ALLEGHENY   | CONS   |                        | HAMPTON TWP MUN AUTH                  | WEST VIEW MUN AUTH             |
| HANOVER BOROUGH          | YORK        | ADJ    | 4/73                   | HANOVER MUN WATER AUTH                |                                |
| HANOVER TWP (PART)       | NORTHAMPTON | ADJ    | 6/71                   | BETHLEHEM MUN WA                      |                                |
| HARMAN TWP (PART)        | ALLEGHENY   | ADJ    | 9/60                   | FOX CHAPEL WATER AUTH                 |                                |
| HARMAR TWP (PART)        | ALLEGHENY   | ADJ    | 1/84                   | OAKMONT MA                            |                                |
| HARRIS TWP (PART)        | CENTRE      | ADJ    |                        | STATE COLLEGE BOROUGH AUTH            |                                |
| HARRISBURG               | DAUPHIN     | ADJ    | 9/72                   | HARRISBURG MUN W W                    |                                |
| HARRISON TWP (PART)      | ALLEGHENY   | CONS   |                        | FAWN-FRAZIER JOIN WA                  | BRACKENRIDGE MUN WW            |
| HARRISON TWP (PART)      | ALLEGHENY   | ADJ    | 11/52                  | CLEARVIEW WSC                         |                                |
| HARRISON TWP (PART)      | ALLEGHENY   | CONS   |                        | HARRISON TWP AUTH                     | CLEARVIEW WSC                  |
| HAYSVILLE BOROUGH (PART) | ALLEGHENY   | ADJ    | 3/57                   | SEWICKLEY BOROUGH WS                  |                                |
| HEMPFIELD TWP            | MERCER      | ADJ    | 7/59                   | GREENVILLE MUN WA                     |                                |
| HENDERSON TWP            | HUNTINGDON  | ADJ    | 1/74                   | HUNTINGDON W W                        |                                |
| HERMITAGE                | MERCER      | ADJ    | 10/70                  | SHENANGO VALLEY WC                    |                                |
| HICKORY TWP (PART)       | MERCER      | ADJ    | 10/70                  | SHENANGO VALLEY WC                    |                                |
| HICKORY TWP (PART)       | LAWRENCE    | ADJ    | 1/54                   | WESTERN PA WC-NEW CASTLE              |                                |
| HOMESTEAD BOROUGH        | ALLEGHENY   | CONS   |                        | HOMESTEAD MUN WW                      | WESTERN PA WC-PITTSG SUBU DIST |
| HOMEWOOD BOROUGH         | BEAVER      | ADJ    | 5/67                   | BEAVER FALLS MA (EASTVALE PLT)        |                                |
| HORTON TWP               | JEFFERSON   | ADJ    | 2/74                   | BROCKWAY MUN WA                       |                                |
| HOUSTON BOROUGH          | WASHINGTON  | ADJ    | 5/58                   | WESTERN PA WC-WASH/MCDONALD DT        |                                |
| HUNTINGDON BOROUGH       | HUNTINGDON  | ADJ    | 1/74                   | HUNTINGDON W W                        |                                |
| INDIANA BOROUGH          | INDIANA     | ADJ    | 10/57                  | WESTERN PA WC-INDIANA DIST            |                                |

COMMUNITIES SERVED FLUORIDATED DRINKING WATER,  
BY COUNTY AND WATER SYSTEM WITHIN STATE (AS OF 12/31/85)

**PENNSYLVANIA**

| COMMUNITY                | COUNTY     | STATUS | FLUOR<br>START<br>DATE | SYSTEM SUPPLYING<br>FLUORIDATED WATER | SOURCE SYSTEM      |
|--------------------------|------------|--------|------------------------|---------------------------------------|--------------------|
| INDIANA TWP (PART)       | ALLEGHENY  | ADJ    | 9/60                   | FOX CHAPEL WATER AUTH                 |                    |
| INDIANA TWP (PART)       | ALLEGHENY  | ADJ    | 1/84                   | OAKMONT MA                            |                    |
| INDIANA TWP (PART)       | ALLEGHENY  | CONS   |                        | HAMPTON TWP MUN AUTH                  | WEST VIEW MUN AUTH |
| JACKSON TWP              | LEBANON    | ADJ    | 11/68                  | MYERSTOWN WATER AUTH                  |                    |
| JAY TWP (PART)           | ELK        | ADJ    | 10/71                  | ST MARY'S JOINT WATER AUTH            |                    |
| JEFFERSON BOROUGH (PART) | GREENE     | ADJ    | 10/74                  | SOUTH WESTERN PA WATER AUTH           |                    |
| JEFFERSON BOROUGH (PART) | ALLEGHENY  | ADJ    |                        | WESTERN PA WC-MON-VALLEY DIST         |                    |
| JEFFERSON TWP (PART)     | SOMERSET   | ADJ    | 9/57                   | SOMERSET MUN WATER WORKS              |                    |
| JEFFERSON TWP (PART)     | GREENE     | ADJ    | 10/74                  | SOUTH WESTERN PA WATER AUTH           |                    |
| JONESTOWN BOROUGH        | LEBANON    | ADJ    | 11/72                  | LEBANON MUN. WAT AUTH                 |                    |
| JUNIATA TERRATE BOROUGH  | MIFFLIN    | ADJ    | 7/76                   | LEWISTOWN MUN WA                      |                    |
| KANE BOROUGH             | MCKEAN     | ADJ    | 3/60                   | WESTERN PA WC-KANE DIST               |                    |
| KENNEDY TWP              | ALLEGHENY  | ADJ    | 3/78                   | WEST VIEW MUN AUTH                    |                    |
| KENNETT SQUARE BOROUGH   | CHESTER    | ADJ    | 6/65                   | KENNETT SQUARE BOROUGH                |                    |
| KENNETT TWP              | CHESTER    | ADJ    | 10/68                  | CHESTER WTR AUTH                      |                    |
| KILBUCK                  | ALLEGHENY  | ADJ    | 3/78                   | WEST VIEW MUN AUTH                    |                    |
| KITTANNING BOROUGH       | ARMSTRONG  | ADJ    | 11/58                  | WESTERN PA WC-KITTANNING DIST         |                    |
| LANCASTER                | LANCASTER  | ADJ    | 10/60                  | LANCASTER MUN WA                      |                    |
| LANCASTER TWP            | LANCASTER  | ADJ    | 10/60                  | LANCASTER MUN WA                      |                    |
| LAWRENCE TWP             | CLEARFIELD | ADJ    | 12/52                  | CLEARFIELD MUN AUTH                   |                    |
| LEBANON                  | LEBANON    | ADJ    | 11/72                  | LEBANON MUN. WAT AUTH                 |                    |
| LEET TWP                 | ALLEGHENY  | ADJ    |                        | EDGEWORTH BOROUGH MUN AUTH            |                    |
| LEETSDALE BOROUGH        | ALLEGHENY  | ADJ    |                        | EDGEWORTH BOROUGH MUN AUTH            |                    |
| LEMOYNE BOROUGH          | CUMBERLAND | ADJ    | 5/56                   | RIVERTON CONSOLIDATED WC              |                    |

COMMUNITIES SERVED FLUORIDATED DRINKING WATER,  
BY COUNTY AND WATER SYSTEM WITHIN STATE (AS OF 12/31/85)

## PENNSYLVANIA

| COMMUNITY                | COUNTY       | STATUS | FLUOR<br>START<br>DATE | SYSTEM SUPPLYING<br>FLUORIDATED WATER | SOURCE SYSTEM    |
|--------------------------|--------------|--------|------------------------|---------------------------------------|------------------|
| LEWISTOWN BOROUGH        | MIFFLIN      | ADJ    | 7/76                   | LEWISTOWN MUN WA                      |                  |
| LIBERTY                  | ALLEGHENY    | ADJ    |                        | WESTERN PA WC-MON-VALLEY DIST         |                  |
| LINCOLN BOROUGH          | ALLEGHENY    | ADJ    |                        | WESTERN PA WC-MON-VALLEY DIST         |                  |
| LITITZ BOROUGH           | LANCASTER    | ADJ    | 5/72                   | LITITZ BOROUGH MUN AUTH               |                  |
| LOCK HAVEN CITY (PART)   | CLINTON      | ADJ    | 4/75                   | LOCK HAVEN CITY AUTH                  |                  |
| LONDON GROVE TWP         | CHESTER      | ADJ    | 10/68                  | CHESTER WTR AUTH                      |                  |
| LOWER ALLEN TWP (PART)   | CUMBERLAND   | ADJ    | 11/68                  | MECHANICSBURG BOROUGH                 |                  |
| LOWER ALLEN TWP (PART)   | CUMBERLAND   | ADJ    | 5/56                   | RIVERTON CONSOLIDATED WC              |                  |
| LOWER ALSACE TWP         | BERKS        | ADJ    | 5/75                   | MOUNT PENN BOROUGH WA                 |                  |
| LOWER BURRELL BOROUGH    | WESTMORELAND | ADJ    | 1/58                   | NEW KENSINGTON MUN AUTH               |                  |
| LOWER CHICHESTER TWP     | DELAWARE     | ADJ    | 10/68                  | CHESTER WTR AUTH                      |                  |
| LOWER NAZARETH TWP(PART) | NORTHAMPTON  | ADJ    | 6/71                   | BETHLEHEM MUN WA                      |                  |
| LOWER NAZARETH TWP(PART) | NORTHAMPTON  | CONS   |                        | LOWER NAZARETH TWP MA                 | BETHLEHEM MUN WA |
| LOWER OXFORD TWP         | CHESTER      | ADJ    | 10/68                  | CHESTER WTR AUTH                      |                  |
| LOWER POTTSBORO TWP      | MONTCOMERY   | ADJ    | 1/71                   | POTTSTOWN MUN W W                     |                  |
| LOWER SAUCON TWP (PART)  | NORTHAMPTON  | ADJ    | 6/71                   | BETHLEHEM MUN WA                      |                  |
| LOWER TYRONE TWP         | FAYETTE      | ADJ    | 2/83                   | NORTH FAYETTE CO MA                   |                  |
| LOYALSOCK TWP            | LYCOMING     | ADJ    | 12/66                  | WILLIAMSPORT MUN WATER AUTH           |                  |
| LUZERNE TWP (PART)       | FAYETTE      | ADJ    | 11/72                  | TRI-COUNTY JOINT MUN AUTH             |                  |
| MANALLEN TWP             | FAYETTE      | ADJ    | 7/53                   | WESTERN PA WC-UNIONTOWN DIST          |                  |
| MANHEIM BOROUGH          | LANCASTER    | ADJ    | 2/71                   | MANHEIM BOROUGH W W                   |                  |
| MANHEIM TWP              | LANCASTER    | ADJ    | 10/60                  | LANCASTER MUN WA                      |                  |
| MANOR TWP (PART)         | LANCASTER    | ADJ    | 10/60                  | LANCASTER MUN WA                      |                  |
| MANOR TWP (PART)         | ARMSTRONG    | ADJ    | 11/58                  | WESTERN PA WC-KITTANNING DIST         |                  |



COMMUNITIES SERVED FLUORIDATED DRINKING WATER,  
BY COUNTY AND WATER SYSTEM WITHIN STATE (AS OF 12/31/85)

## PENNSYLVANIA

| COMMUNITY                | COUNTY     | STATUS | FLUOR<br>START<br>DATE | SYSTEM SUPPLYING<br>FLUORIDATED WATER         | SOURCE SYSTEM |
|--------------------------|------------|--------|------------------------|---|---------------|
| MANSFIELD BOROUGH (PART) | TIOGA      | ADJ    | 2/54                   | MANSFIELD BOROUGH MUN WAT AUTH                |               |
| MARCUS HOOK BOROUGH      | DELAWARE   | ADJ    | 10/68                  | CHESTER WTR AUTH                              |               |
| MARSHALL TWP             | ALLEGHENY  | ADJ    | 3/78                   | WEST VIEW MUN AUTH                            |               |
| MCCANDLESS TWP           | ALLEGHENY  | ADJ    | 3/78                   | WEST VIEW MUN AUTH                            |               |
| MCDONALD BOROUGH         | WASHINGTON | ADJ    | 5/58                   | WESTERN PA WC-WASH/MCDONALD DT                |               |
| MCKEES ROCKS BOROUGH     | ALLEGHENY  | ADJ    | 3/78                   | WEST VIEW MUN AUTH                            |               |
| MCSHERRYSTOWN BOROUGH    | YORK       | ADJ    | 4/73                   | HANOVER MUN WATER AUTH                        |               |
| MECHANICSBURG BOROUGH    | CUMBERLAND | ADJ    | 11/68                  | MECHANICSBURG BOROUGH                         |               |
| MEDIA BOROUGH            | DELAWARE   | ADJ    | 7/64                   | MEDIA BOROUGH                                 |               |
| MENALLEN TWP             | FAYETTE    | ADJ    | 2/83                   | NORTH FAYETTE CO MA                           |               |
| MIDDLETOWN BORO (PART)   | DAUPHIN    | ADJ    | 7/70                   | MIDDLETOWN MUN W W                            |               |
| MIDDLETOWN TWP (PART)    | BUCKS      | ADJ    | 7/58                   | LOWER BUCKS COUNTY JOINT MA                   |               |
| MIDDLETOWN TWP (PART)    | DELAWARE   | ADJ    | 7/64                   | MEDIA BOROUGH                                 |               |
| MIDDLETOWN TWP (PART)    | DELAWARE   | ADJ    | 10/68                  | CHESTER WTR AUTH                              |               |
| MIDWAY BOROUGH           | ALLEGHENY  | ADJ    | 5/58                   | WESTERN PA WC-WASH/MCDONALD DT                |               |
| MILLERSBURG BORO (PART)  | DAUPHIN    | ADJ    | 10/54                  | MILLERSBURG AREA WA                           |               |
| MILLERSVILLE BOROUGH     | LANCASTER  | ADJ    | 10/60                  | LANCASTER MUN WA                              |               |
| MILLERSVILLE MUN WA      | LANCASTER  | ADJ    | 10/60                  | LANCASTER MUN WA                              |               |
| MOHNTON BOROUGH          | BERKS      | CONS   |                        | SHILLINGTON BOROUGH WTR DEPT WESTERN BERKS WA |               |
| MONONGAHELA              | ALLEGHENY  | ADJ    |                        | WESTERN PA WC-MON-VALLEY DIST                 |               |
| MONROE TWP (PART)        | CUMBERLAND | ADJ    | 11/68                  | MECHANICSBURG BOROUGH                         |               |
| MONROE TWP (PART)        | BRADFORD   | ADJ    |                        | TOWANDA MUN AUTH                              |               |
| MONROE TWP (PART)        | CLARION    | ADJ    | 8/54                   | WESTERN PA WC-CLARION DIST                    |               |
| MONROETON BOROUGH        | BRADFORD   | ADJ    |                        | TOWANDA MUN AUTH                              |               |

COMMUNITIES SERVED FLUORIDATED DRINKING WATER,  
BY COUNTY AND WATER SYSTEM WITHIN STATE (AS OF 12/31/85)

# PENNSYLVANIA

| COMMUNITY                | COUNTY       | STATUS | FLUOR<br>START<br>DATE | SYSTEM SUPPLYING<br>FLUORIDATED WATER | SOURCE SYSTEM                  |
|--------------------------|--------------|--------|------------------------|---------------------------------------|--------------------------------|
| MONROEVILLE BOROUGH      | ALLEGHENY    | CONS   |                        | MONROEVILLE WATER AUTH                | WILKINSBURG PENN JOINT AUTH    |
| MONTROSE BOROUGH         | SUSQUEHANNA  | ADJ    | 11/63                  | KEYSTONE WC-MONTROSE DIST             |                                |
| MOON TWP (PART)          | ALLEGHENY    | ADJ    | 4/66                   | MOON TOWNSHIP MA                      |                                |
| MORRIS TWP               | CLEARFIELD   | ADJ    | 9/63                   | KEYSTONE WC-MOSHANNON VAL DIST        |                                |
| MOUNT PENN BOROUGH       | BERKS        | ADJ    | 10/68                  | READING MUN W W                       |                                |
| MT PLEASANT TWP (PART)   | WASHINGTON   | ADJ    | 5/58                   | WESTERN PA WC-WASH/MCDONALD DT        |                                |
| MUHLENBERG TWP           | BERKS        | ADJ    | 10/68                  | READING MUN W W                       |                                |
| MUNHALL BOROUGH (PART)   | ALLEGHENY    | CONS   |                        | MUNHALL BOROUGH WTR DEPT              | WESTERN PA WC-PITTSG SUBU DIST |
| N CATASAUQUA BOROUGH     | NORTHAMPTON  | ADJ    | 3/71                   | NORTHAMPTON BOROUGH MA                |                                |
| N WHITEHALL TWP          | NORTHAMPTON  | ADJ    | 3/71                   | NORTHAMPTON BOROUGH MA                |                                |
| NESHANNOCK TWP (PART)    | LAWRENCE     | ADJ    | 1/54                   | WESTERN PA WC-NEW CASTLE              |                                |
| NETHER PROVIDENCE        | DELAWARE     | ADJ    | 10/68                  | CHESTER WTR AUTH                      |                                |
| NETHER PROVIDENCE TWP    | DELAWARE     | ADJ    | 7/64                   | MEDIA BOROUGH                         |                                |
| NEVILLE TWP              | ALLEGHENY    | CONS   |                        | NEVILLE TWP MUN WTR SYS               | WEST VIEW MUN AUTH             |
| NEW BRIGHTON BOROUGH     | BEAVER       | ADJ    | 5/67                   | BEAVER FALLS MA (NEW BRIGHTON)        |                                |
| NEW CASTLE               | LAWRENCE     | ADJ    | 1/54                   | WESTERN PA WC-NEW CASTLE              |                                |
| NEW CUMBERLAND BOROUGH   | CUMBERLAND   | ADJ    | 5/56                   | RIVERTON CONSOLIDATED WC              |                                |
| NEW EAGLE BOROUGH        | ALLEGHENY    | ADJ    |                        | WESTERN PA WC-MON-VALLEY DIST         |                                |
| NEW GARDEN TWP           | CHESTER      | ADJ    | 10/68                  | CHESTER WTR AUTH                      |                                |
| NEW KENSINGTON BOROUGH   | WESTMORELAND | ADJ    | 1/58                   | NEW KENSINGTON MUN AUTH               |                                |
| NEW LONDON TWP           | CHESTER      | ADJ    | 10/68                  | CHESTER WTR AUTH                      |                                |
| NEW MILFORD BOROUGH      | SUSQUEHANNA  | ADJ    | 3/75                   | NEW MILFORD MUN AUTH                  |                                |
| NEW WILMINGTON BOR(PART) | YORK         | CONS   |                        | NEW WILMINGTON BOROUGH WTR DP         | SHENANGO VALLEY WC             |
| NORTH BRADDOCK BOROUGH   | ALLEGHENY    | ADJ    | 1/53                   | WILKINSBURG PENN JOINT AUTH           |                                |

COMMUNITIES SERVED FLUORIDATED DRINKING WATER,  
BY COUNTY AND WATER SYSTEM WITHIN STATE (AS OF 12/31/85)

## PENNSYLVANIA

| COMMUNITY                | COUNTY      | STATUS | FLUOR<br>START<br>DATE | SYSTEM SUPPLYING<br>FLUORIDATED WATER | SOURCE SYSTEM                   |
|--------------------------|-------------|--------|------------------------|---------------------------------------|---------------------------------|
| NORTH CORNWALL TWP       | LEBANON     | ADJ    | 11/72                  | LEBANON MUN. WAT AUTH                 |                                 |
| NORTH COVENTRY TWP       | MONTGOMERY  | ADJ    | 1/71                   | POTTSSTOWN MUN W W                    |                                 |
| NORTH EAST BORO (PART)   | ERIE        | ADJ    | 9/58                   | NORTH EAST MUN AUTH                   |                                 |
| NORTH EAST TWP           | ERIE        | ADJ    | 9/58                   | NORTH EAST MUN AUTH                   |                                 |
| NORTH FAYETTE TWP (PART) | ALLEGHENY   | ADJ    | 5/58                   | WESTERN PA WC-WASH/MCDONALD DT        |                                 |
| NORTH FAYETTE TWP (PART) | ALLEGHENY   | CONS   |                        | OAKDALE MUN AUTH                      | WESTERN PA WC-PITTSBG SUBU DIST |
| NORTH FAYETTE TWP (PART) | ALLEGHENY   | CONS   |                        | WESTERN ALLEGHENY CO MUN AUTH         | ROBINSON TWP W W                |
| NORTH FRANKLIN TWP(PART) | WASHINGTON  | ADJ    | 5/58                   | WESTERN PA WC-WASH/MCDONALD DT        |                                 |
| NORTH LEBANON TWP        | LEBANON     | ADJ    | 11/72                  | LEBANON MUN. WAT AUTH                 |                                 |
| NORTH MANHEIM TWP (PART) | SCHUYLKILL  | ADJ    | 7/68                   | SCHUYLKILL HAVEN BOROUGH              |                                 |
| NORTH MIDDLETOWN         | CUMBERLAND  | CONS   |                        | CARLISLE SUBURB WTR AUTH              | CARLISLE BOROUGH                |
| NORTH STRABONE TWP       | WASHINGTON  | ADJ    | 5/58                   | WESTERN PA WC-WASH/MCDONALD DT        |                                 |
| NORTH TOWANDA TWP        | BRADFORD    | ADJ    |                        | TOWANDA MUN AUTH                      |                                 |
| NORTH UNION TWP (PART)   | FAYETTE     | ADJ    | 7/53                   | WESTERN PA WC-UNIONTOWN DIST          |                                 |
| NORTH UNION TWP (PART)   | FAYETTE     | ADJ    | 2/83                   | NORTH FAYETTE CO MA                   |                                 |
| NORTH VERSAILLES TWP     | ALLEGHENY   | ADJ    | 1/53                   | WILKINSBURG PENN JOINT AUTH           |                                 |
| NORTHAMPTON BOROUGH      | NORTHAMPTON | ADJ    | 3/71                   | NORTHAMPTON BOROUGH MA                |                                 |
| NOTTINGHAM TWP           | CHESTER     | ADJ    | 10/68                  | CHESTER WTR AUTH                      |                                 |
| O'HARA TWP (PART)        | ALLEGHENY   | ADJ    | 9/60                   | FOX CHAPEL WATER AUTH                 |                                 |
| O'HARA TWP (PART)        | ALLEGHENY   | CONS   |                        | HAMPTON TWP MUN AUTH                  | WEST VIEW MUN AUTH              |
| OAKDALE BOURGH           | ALLEGHENY   | CONS   |                        | OAKDALE MUN AUTH                      | WESTERN PA WC-PITTSBG SUBU DIST |
| OAKMONT BOROUGH          | ALLEGHENY   | ADJ    | 1/84                   | OAKMONT MA                            |                                 |
| OHIO TWP                 | ALLEGHENY   | ADJ    | 3/78                   | WEST VIEW MUN AUTH                    |                                 |
| OLD LYCOMING TWP         | LYCOMING    | ADJ    | 12/66                  | WILLIAMSPORT MUN WATER AUTH           |                                 |

COMMUNITIES SERVED FLUORIDATED DRINKING WATER,  
BY COUNTY AND WATER SYSTEM WITHIN STATE (AS OF 12/31/85)

# PENNSYLVANIA

| COMMUNITY                | COUNTY       | STATUS | FLUOR<br>START<br>DATE | SYSTEM SUPPLYING<br>FLUORIDATED WATER | SOURCE SYSTEM       |
|--------------------------|--------------|--------|------------------------|---------------------------------------|---------------------|
| ONTELAUNEE TWP (PART)    | BERKS        | CONS   |                        | ONTELAUNEE TWP M&N AUTH               | READING MUN W W     |
| OSBORNE BOROUGH (PART)   | ALLEGHENY    | ADJ    | 3/57                   | SEWICKLEY BOROUGH WS                  |                     |
| OSCEOLA MILLS BORO       | CLEARFIELD   | ADJ    | 9/63                   | KEYSTONE WC-MOSHANNON VAL DIST        |                     |
| PALMER TWP               | NORTHAMPTON  | CONS   |                        | EASTON SUBURBAN WTR AUTH              | EASTON MUN W W      |
| PARKSIDE BOROUGH         | DELAWARE     | ADJ    | 10/68                  | CHESTER WTR AUTH                      |                     |
| PATTERSON HGTS BOROUGH   | BEAVER       | ADJ    | 5/67                   | BEAVER FALLS MA (EASTVALE PLT)        |                     |
| PATTERSON TWP            | BEAVER       | ADJ    | 5/67                   | BEAVER FALLS MA (EASTVALE PLT)        |                     |
| PATTON BOROUGH           | CAMBRIA      | ADJ    | 1/53                   | WILKINSBURG PENN JOINT AUTH           |                     |
| PATTON TWP               | CENTRE       | ADJ    |                        | STATE COLLEGE BOROUGH AUTH            |                     |
| PENN HILLS TWP           | ALLEGHENY    | ADJ    | 1/84                   | OAKMONT MA                            |                     |
| PENN TWP (PART)          | YORK         | ADJ    | 4/73                   | HANOVER MUN WATER AUTH                |                     |
| PENN TWP (PART)          | LANCASTER    | ADJ    | 2/71                   | MANHEIM BOROUGH W W                   |                     |
| PENN TWP (PART)          | ALLEGHENY    | ADJ    | 1/53                   | WILKINSBURG PENN JOINT AUTH           |                     |
| PENNBROOK BOROUGH (PART) | DAUPHIN      | ADJ    | 9/72                   | HARRISBURG MUN W W                    |                     |
| PENNSBURY TWP            | CHESTER      | ADJ    | 10/68                  | CHESTER WTR AUTH                      |                     |
| PERRY TWP (PART)         | FAYETTE      | CONS   |                        | WASHINGTON-RUN WATERWORKS             | NORTH FAYETTE CO MA |
| PERRYOPOLIS              | FAYETTE      | CONS   |                        | PERRYOPOLIS MA                        | NORTH FAYETTE CO MA |
| PETERS TWP               | WASHINGTON   | ADJ    | 5/58                   | WESTERN PA WC-WASH/MCDONALD DT        |                     |
| PHILADELPHIA (PART)      | PHILADELPHIA | ADJ    | 9/54                   | PHILADELPHIA                          |                     |
| PHILADELPHIA (PART)      | PHILADELPHIA | ADJ    | 9/54                   | PHILADELPHIA                          |                     |
| PHILADELPHIA (PART)      | PHILADELPHIA | ADJ    | 9/54                   | PHILADELPHIA                          |                     |
| PHILIPSBURG BOROUGH      | CENTRE       | ADJ    | 9/63                   | KEYSTONE WC-MOSHANNON VAL DIST        |                     |
| PHOENIXVILLE BORO (PART) | CHESTER      | ADJ    | 7/76                   | PHOENIXVILLE BOROUGH                  |                     |
| PINE TWP                 | ALLEGHENY    | ADJ    | 3/78                   | WEST VIEW MUN AUTH                    |                     |

COMMUNITIES SERVED FLUORIDATED DRINKING WATER,  
BY COUNTY AND WATER SYSTEM WITHIN STATE (AS OF 12/31/85)

**PENNSYLVANIA**

| COMMUNITY             | COUNTY       | STATUS | FLUOR<br>START<br>DATE | SYSTEM SUPPLYING<br>FLUORIDATED WATER | SOURCE SYSTEM                  |
|-----------------------|--------------|--------|------------------------|---------------------------------------|--------------------------------|
| PITCAIRN BOROUGH      | ALLEGHENY    | ADJ    | 1/53                   | WILKINSBURG PENN JOINT AUTH           |                                |
| PITTSBURG (PART)      | ALLEGHENY    | ADJ    | 1/53                   | WILKINSBURG PENN JOINT AUTH           |                                |
| PITTSBURGH (PART)     | ALLEGHENY    | ADJ    | 12/52                  | PITTSBURGH MUN W W                    |                                |
| PITTSBURGH (PART)     | ALLEGHENY    | ADJ    | 3/78                   | WEST VIEW MUN AUTH                    |                                |
| PITTSBURGH (PART)     | ALLEGHENY    | ADJ    | 12/52                  | WESTERN PA WC-PITTSG SUBU DIST        |                                |
| PLUM BOROUGH (PART)   | ALLEGHENY    | CONS   |                        | PLUM BOROUGH WS                       | WILKINSBURG PENN JOINT AUTH    |
| PLUM BOROUGH (PART)   | ALLEGHENY    | ADJ    | 1/84                   | OAKMONT MA                            |                                |
| PLUM TWP              | WESTMORELAND | ADJ    | 1/58                   | NEW KENSINGTON MUN AUTH               |                                |
| POTTSTOWN BOROUGH     | MONTGOMERY   | ADJ    | 1/71                   | POTTSTOWN MUN W W                     |                                |
| PULASKI TWP (PART)    | BEAVER       | ADJ    | 5/67                   | BEAVER FALLS MA (NEW BRIGHTON)        |                                |
| PULASKI TWP (PART)    | MERCER       | CONS   |                        | PULASKI TWP DIST                      | SHENANGO VALLEY WC             |
| QUARRYVILLE BOROUGH   | LANCASTER    | ADJ    | 4/61                   | QUARRYVILLE MUN WS                    |                                |
| RALPHO TWP (PART)     | LANCASTER    | -ADJ   | 2/71                   | MANHEIM BOROUGH W W                   |                                |
| RANKIN BOROUGH        | ALLEGHENY    | CONS   |                        | RANKIN WTR AUTH                       | WILKINSBURG PENN JOINT AUTH    |
| RAYBURN TWP (PART)    | ARMSTRONG    | ADJ    | 11/58                  | WESTERN PA WC-KITTANNING DIST         |                                |
| RED LION BOROUGH      | YORK         | ADJ    | 12/68                  | RED LION MUN AUTH                     |                                |
| REDSTONE TWP          | FAYETTE      | ADJ    | 2/83                   | NORTH FAYETTE CO MA                   |                                |
| RESERVE TWP           | ALLEGHENY    | CONS   |                        | RESERVE TWP MUN W W                   | PITTSBURGH MUN W W             |
| RICES LANDING BOROUGH | GREENE       | ADJ    | 10/74                  | SOUTH WESTERN PA WATER AUTH           |                                |
| RICHMOND TWP (PART)   | BERKS        | ADJ    | 4/66                   | FLEETWOOD BOROUGH M W W               |                                |
| RICHMOND TWP (PART)   | TIOGA        | ADJ    | 2/54                   | MANSFIELD BOROUGH MUN WAT AUTH        |                                |
| RIDGEWAY TWP (PART)   | ELK          | CONS   |                        | RIDGEWAY TWP MUN AUTH                 | RIDGWAY BORO WATER DEPT        |
| RIDGWAY BOROUGH       | ELK          | ADJ    | 1/53                   | RIDGWAY BORO WATER DEPT               |                                |
| ROBINSON TWP (PART)   | ALLEGHENY    | CONS   |                        | ROBINSON TWP W W                      | WESTERN PA WC-PITTSG SUBU DIST |

COMMUNITIES SERVED FLUORIDATED DRINKING WATER,  
BY COUNTY AND WATER SYSTEM WITHIN STATE (AS OF 12/31/85)

## PENNSYLVANIA

| COMMUNITY                | COUNTY      | STATUS | FLUOR<br>START<br>DATE | SYSTEM SUPPLYING<br>FLUORIDATED WATER | SOURCE SYSTEM      |
|--------------------------|-------------|--------|------------------------|---------------------------------------|--------------------|
| ROBINSON TWP (PART)      | WASHINGTON  | ADJ    | 5/58                   | WESTERN PA WC-WASH/MCDONALD DT        |                    |
| ROBINSON TWP (PART)      | ALLEGHENY   | ADJ    | 3/78                   | WEST VIEW MUN AUTH                    |                    |
| ROCHESTER BOROUGH        | BEAVER      | ADJ    | 5/67                   | BEAVER FALLS MA (NEW BRIGHTON)        |                    |
| ROCHESTER TWP            | BEAVER      | ADJ    | 5/67                   | BEAVER FALLS MA (NEW BRIGHTON)        |                    |
| ROSE TWP (PART)          | JEFFERSON   | CONS   |                        | CORSICA MUN AUTH(JEFFERSON CO)        | BROOKVILLE MUN W W |
| ROSE VALLEY BOROUGH      | DELAWARE    | ADJ    | 7/64                   | MEDIA BOROUGH                         |                    |
| ROSS TWP                 | ALLEGHENY   | ADJ    | 3/78                   | WEST VIEW MUN AUTH                    |                    |
| ROYALTON BOROUGH         | DAUPHIN     | CONS   |                        | ROYALTON BOROUGH WA                   | MIDDLETOWN MUN W W |
| RUSCOMB MANOR TWP (PART) | BERKS       | ADJ    | 4/66                   | FLEETWOOD BOROUGH M W W               |                    |
| RUSH TWP                 | CENTRE      | ADJ    | 9/63                   | KEYSTONE WC-MOSHANNON VAL DIST        |                    |
| SALISBURY TWP            | NORTHAMPTON | ADJ    | 6/71                   | BETHLEHEM MUN WA                      |                    |
| SANDY CREEK TWP          | VENANGO     | ADJ    | 7/79                   | FRANKLIN CITY GENERAL AUTH            |                    |
| SANDY TWP                | CLEARFIELD  | ADJ    | 10/65                  | DUBOIS MUN WATER AUTH                 |                    |
| SAYRE BOROUGH            | BRADFORD    | ADJ    | 8/71                   | PA WATER-SAYRE DIST                   |                    |
| SCHUYLKILL HAVEN BOROUGH | SCHUYLKILL  | ADJ    | 7/68                   | SCHUYLKILL HAVEN BOROUGH              |                    |
| SCHUYLKILL TWP (PART)    | CHESTER     | ADJ    | 7/76                   | PHOENIXVILLE BOROUGH                  |                    |
| SEWICKLEY BOROUGH        | ALLEGHENY   | ADJ    | 3/57                   | SEWICKLEY BOROUGH WS                  |                    |
| SEWICKLEY HEIGHTS (PART) | ALLEGHENY   | ADJ    | 3/57                   | SEWICKLEY BOROUGH WS                  |                    |
| SEWICKLEY HEIGHTS (PART) | ALLEGHENY   | ADJ    | 3/78                   | WEST VIEW MUN AUTH                    |                    |
| SHALER                   | ALLEGHENY   | ADJ    | 3/78                   | WEST VIEW MUN AUTH                    |                    |
| SHARON CITY              | MERCER      | ADJ    | 10/70                  | SHENANGO VALLEY WC                    |                    |
| SHARPSVILLE BOROUGH      | MERCER      | ADJ    | 1/63                   | SHARPSVILLE MUN WA                    |                    |
| SHENANGO TWP (PART)      | MERCER      | ADJ    | 10/70                  | SHENANGO VALLEY WC                    |                    |
| SHENANGO TWP (PART)      | LAWRENCE    | ADJ    | 1/54                   | WESTERN PA WC-NEW CASTLE              |                    |

COMMUNITIES SERVED FLUORIDATED DRINKING WATER,  
BY COUNTY AND WATER SYSTEM WITHIN STATE (AS OF 12/31/85)

# PENNSYLVANIA

| COMMUNITY                | COUNTY     | STATUS | FLUOR<br>START<br>DATE | SYSTEM SUPPLYING<br>FLUORIDATED WATER         | SOURCE SYSTEM                   |
|--------------------------|------------|--------|------------------------|---|---------------------------------|
| SHILLINGTON BOROUGH      | BERKS      | CONS   |                        | SHILLINGTON BOROUGH WIR DEPT WESTERN BERKS WA |                                 |
| SHIREMANSTOWN BOROUGH    | CUMBERLAND | ADJ    | 5/56                   | RIVERTON CONSOLIDATED WC                      |                                 |
| SILVER SPRING TWP (PART) | CUMBERLAND | ADJ    | 11/68                  | MECHANICSBURG BOROUGH                         |                                 |
| SILVER SPRING TWP (PART) | CUMBERLAND | ADJ    | 5/56                   | RIVERTON CONSOLIDATED WC                      |                                 |
| SMITH TWP (PART)         | WASHINGTON | ADJ    | 5/58                   | WESTERN PA WC-WASH/MCDONALD DT                |                                 |
| SMITHFIELD TWP           | HUNTINGDON | ADJ    | 1/74                   | HUNTINGDON W W                                |                                 |
| SNYDER TWP               | JEFFERSON  | ADJ    | 2/74                   | BROCKWAY MUN WA                               |                                 |
| SO WILLIAMSPORT BOROUGH  | LYCOMING   | ADJ    | 12/66                  | WILLIAMSPORT MUN WATER AUTH                   |                                 |
| SOMERSET BOROUGH         | SOMERSET   | ADJ    | 9/57                   | SOMERSET MUN WATER WORKS                      |                                 |
| SOMERSET TWP (PART)      | SOMERSET   | ADJ    | 10/70                  | SOMERSET MUN WATER WORKS                      |                                 |
| SOUTH BEAVER TWP         | BEAVER     | ADJ    | 5/67                   | BEAVER FALLS MA (EASTVALE PLT)                |                                 |
| SOUTH FAYETTE TWP (PART) | ALLEGHENY  | CONS   |                        | OAKDALE MUN AUTH                              | WESTERN PA WC-PITTSBG SUBU DIST |
| SOUTH FRANKLIN TWP       | WASHINGTON | ADJ    | 5/58                   | WESTERN PA WC-WASH/MCDONALD DT                |                                 |
| SOUTH LEBANON TWP        | LEBANON    | ADJ    | 11/72                  | LEBANON MUN. WAT AUTH                         |                                 |
| SOUTH MIDDLETOWN         | CUMBERLAND | ADJ    | 11/57                  | CARLISLE BOROUGH                              |                                 |
| SOUTH NEW CASTLE BOROUGH | LAWRENCE   | ADJ    | 1/54                   | WESTERN PA WC-NEW CASTLE                      |                                 |
| SOUTH PHILIPSBURG BORO   | CENTRE     | ADJ    | 9/63                   | KEYSTONE WC-MOSHANNON VAL DIST                |                                 |
| SOUTH STRABONE TWP       | WASHINGTON | ADJ    | 5/58                   | WESTERN PA WC-WASH/MCDONALD DT                |                                 |
| SOUTH UNION TWP (PART)   | FAYETTE    | ADJ    | 7/53                   | WESTERN PA WC-UNIONTOWN DIST                  |                                 |
| SOUTH UNION TWP (PART)   | FAYETTE    | ADJ    | 2/83                   | NORTH FAYETTE CO MA                           |                                 |
| SOUTH WAVERLY BOROUGH    | BRADFORD   | ADJ    | 8/71                   | PA WATER-SAYRE DIST                           |                                 |
| SOUTHAMPTON TWP          | FRANKLIN   | ADJ    | 3/70                   | GUILFORD WATER AUTH                           |                                 |
| SPRING TWP (PART)        | CENTRE     | ADJ    | 8/68                   | BELLEFONTIE BOROUGH                           |                                 |
| SPRING TWP (PART)        | BERKS      | CONS   |                        | SHILLINGTON BOROUGH WIR DEPT WESTERN BERKS WA |                                 |

COMMUNITIES SERVED FLUORIDATED DRINKING WATER,  
BY COUNTY AND WATER SYSTEM WITHIN STATE (AS OF 12/31/85)

## PENNSYLVANIA

| COMMUNITY                | COUNTY         | STATUS | FLUOR<br>START<br>DATE | SYSTEM SUPPLYING<br>FLUORIDATED WATER | SOURCE SYSTEM              |
|--------------------------|----------------|--------|------------------------|---------------------------------------|----------------------------|
| SPRINGDALE TWP (PART)    | ALLEGHENY      | CONS   |                        | FAWN-FRAZIER JOIN WA                  | BRACKENRIDGE MUN WW        |
| ST LAWRENCE BOROUGH      | BERKS          | ADJ    | 5/75                   | MOUNT PENN BOROUGH WA                 |                            |
| ST MARYS BOROUGH         | ELK            | ADJ    | 10/71                  | ST MARY'S JOINT WATER AUTH            |                            |
| STATE COLLEGE BORO(PART) | CENTRE         | ADJ    | 6/54                   | STATE COLLEGE BOROUGH AUTH            |                            |
| STOWE TWP                | ALLEGHENY      | ADJ    | 3/78                   | WEST VIEW MUN AUTH                    |                            |
| STRATTONVILLE BOROUGH    | CLARION        | CONS   |                        | STRATTONVILLE MUN AUTH                | WESTERN PA WC-CLARION DIST |
| SUGAR CREEK TWP          | VENANGO        | ADJ    | 7/79                   | FRANKLIN CITY GENERAL AUTH            |                            |
| SUNBURY                  | NORTHUMBERLAND | ADJ    | 8/71                   | SUNBURY MUN WATER AUTH                |                            |
| SUSQUEHANNA TWP (PART)   | DAUPHIN        | ADJ    | 9/72                   | HARRISBURG MUN W W                    |                            |
| SWATARA TWP              | LEBANON        | ADJ    | 11/72                  | LEBANON MUN. WAT AUTH                 |                            |
| SWISSVALLE BOROUGH       | ALLEGHENY      | ADJ    | 1/53                   | WILKINSBURG PENN JOINT AUTH           |                            |
| SYKESVILLE BOROUGH       | CLEARFIELD     | ADJ    | 10/65                  | DUBOIS MUN WATER AUTH                 |                            |
| TARENITUM BOROUGH (PART) | ALLEGHENY      | CONS   |                        | FAWN-FRAZIER JOIN WA                  | BRACKENRIDGE MUN WW        |
| TARENITUM BOROUGH (PART) | ALLEGHENY      | ADJ    |                        | TARENITUM MUN WW                      |                            |
| TAYLOR TWP (PART)        | LAWRENCE       | ADJ    | 1/54                   | WESTERN PA WC-NEW CASTLE              |                            |
| TEMPLE BOROUGH (PART)    | BERKS          | CONS   |                        | TEMPLE BOROUGH MWS                    | READING MUN W W            |
| THORNBURY TWP (PART)     | DELAWARE       | ADJ    | 10/68                  | CHESTER WTR AUTH                      |                            |
| TOWANDA BOROUGH          | BRADFORD       | ADJ    |                        | TOWANDA MUN AUTH                      |                            |
| TOWANDA TWP              | BRADFORD       | ADJ    |                        | TOWANDA MUN AUTH                      |                            |
| TRAFFORD BOROUGH         | ALLEGHENY      | ADJ    | 1/53                   | WILKINSBURG PENN JOINT AUTH           |                            |
| TRAINER BOROUGH          | DELAWARE       | ADJ    | 10/68                  | CHESTER WTR AUTH                      |                            |
| TULLYTOWN BOROUGH        | BUCKS          | ADJ    | 7/58                   | LOWER BUCKS COUNTY JOINT MA           |                            |
| TURTLE CREEK BOROUGH     | ALLEGHENY      | ADJ    | 1/53                   | WILKINSBURG PENN JOINT AUTH           |                            |
| UNION TWP (PART)         | JEFFERSON      | CONS   |                        | CORSICA MUN AUTH(JEFFERSON CO)        | ROCKVILLE MUN W W          |



COMMUNITIES SERVED FLUORIDATED DRINKING WATER,  
BY COUNTY AND WATER SYSTEM WITHIN STATE (AS OF 12/31/85)

## PENNSYLVANIA

| COMMUNITY                | COUNTY         | STATUS | FLUOR<br>START<br>DATE | SYSTEM SUPPLYING<br>FLUORIDATED WATER | SOURCE SYSTEM               |
|--------------------------|----------------|--------|------------------------|---------------------------------------|-----------------------------|
| UNION TWP (PART)         | CLEARFIELD     | ADJ    | 10/65                  | DUBOIS MUN WATER AUTH                 |                             |
| UNION TWP (PART)         | LEBANON        | ADJ    | 11/72                  | LEBANON MUN. WAT AUTH                 |                             |
| UNION TWP (PART)         | LAWRENCE       | ADJ    | 1/54                   | WESTERN PA WC-NEW CASTLE              |                             |
| UNIONTOWN                | FAYETTE        | ADJ    | 2/83                   | NORTH FAYETTE CO MA                   |                             |
| UNIONTOWN CITY           | FAYETTE        | ADJ    | 2/64                   | WESTERN PA WC-UNIONTOWN DIST          |                             |
| UPLAND BOROUGH           | DELAWARE       | ADJ    | 10/68                  | CHESTER WTR AUTH                      |                             |
| UPPER ALLEN TWP (PART)   | CUMBERLAND     | ADJ    | 11/68                  | MECHANICSBURG BOROUGH                 |                             |
| UPPER ALLEN TWP (PART)   | CUMBERLAND     | ADJ    | 5/56                   | RIVERTON CONSOLIDATED WC              |                             |
| UPPER AUGUSTA TWP (PART) | NORTHUMBERLAND | ADJ    | 8/71                   | SUNBURY MUN WATER AUTH                |                             |
| UPPER BURRELL TWP        | WESTMORELAND   | ADJ    | 1/58                   | NEW KENSINGTON MUN AUTH               |                             |
| UPPER CHICHESTER         | DELAWARE       | ADJ    | 10/68                  | CHESTER WTR AUTH                      |                             |
| UPPER PAXTON TWP (PART)  | DAUPHIN        | ADJ    | 10/54                  | MILLERSBURG AREA WA                   |                             |
| UPPER POTTSBORO TWP      | MONTGOMERY     | ADJ    | 1/71                   | POTTSTOWN MUN W W                     |                             |
| UPPER PROVIDENCE T(PART) | DELAWARE       | ADJ    | 7/64                   | MEDIA BOROUGH                         |                             |
| UPPER PROVIDENCE T(PART) | CHESTER        | ADJ    | 7/76                   | PHOENIXVILLE BOROUGH                  |                             |
| UPPER SAUCON TWP (PART)  | NORTHAMPTON    | ADJ    | 6/71                   | BETHLEHEM MUN WA                      |                             |
| UPPER SAUCON TWP (PART)  | LEHIGH         | CONS   |                        | UPPER SAUCON W C                      | BETHLEHEM MUN WA            |
| UPPER TYRONE TWP         | FAYETTE        | ADJ    | 2/83                   | NORTH FAYETTE CO MA                   |                             |
| VAN DERBILT BOROUGH      | FAYETTE        | ADJ    | 2/83                   | NORTH FAYETTE CO MA                   |                             |
| VERONA BOROUGH           | ALLEGHENY      | ADJ    | 1/84                   | OAKMONT MA                            |                             |
| W READING BOROUGH        | BERKS          | CONS   |                        | WEST READING MUN W W                  | WESTERN BERKS WA            |
| WALL BOROUGH             | ALLEGHENY      | CONS   |                        | WALL BOROUGH AUTH                     | WILKINSBURG PENN JOINT AUTH |
| WARWICK TWP (PART)       | LANCASTER      | CONS   |                        | WARWICK TWP MUN AUTH                  | LITITZ BOROUGH MUN AUTH     |
| WASHINGTON               | WASHINGTON     | ADJ    | 5/58                   | WESTERN PA WC-WASH/MCDONALD DT        |                             |

COMMUNITIES SERVED FLUORIDATED DRINKING WATER,  
BY COUNTY AND WATER SYSTEM WITHIN STATE (AS OF 12/31/85)

## PENNSYLVANIA

| COMMUNITY                | COUNTY      | STATUS | FLUOR<br>START<br>DATE | SYSTEM SUPPLYING<br>FLUORIDATED WATER | SOURCE SYSTEM                  |
|--------------------------|-------------|--------|------------------------|---------------------------------------|--------------------------------|
| WASHINGTON TWP (PART)    | FRANKLIN    | ADJ    | 5/74                   | WAYNESBORO MUN W W                    |                                |
| WAYNE TWP (PART)         | CLINTON     | ADJ    | 4/75                   | LOCK HAVEN CITY AUTH                  |                                |
| WAYNE TWP (PART)         | SCHUYLKILL  | ADJ    | 7/68                   | SCHUYLKILL HAVEN BOROUGH              |                                |
| WAYNESBORO BOROUGH       | FRANKLIN    | ADJ    | 5/74                   | WAYNESBORO MUN W W                    |                                |
| WAYNESBURG BOROUGH(PART) | GREENE      | ADJ    | 10/74                  | SOUTH WESTERN PA WATER AUTH           |                                |
| WEST BRADFORD TWP (PART) | CHESTER     | ADJ    | 3/77                   | DOWNINGTOWN                           |                                |
| WEST DEER TWP (PART)     | ALLEGHENY   | CONS   |                        | FAWN-FRAZIER JOIN WA                  | BRACKENRIDGE MUN WW            |
| WEST DEER TWP (PART)     | ALLEGHENY   | ADJ    | 1/84                   | OAKMONT MA                            |                                |
| WEST DEER TWP (PART)     | ALLEGHENY   | CONS   |                        | HAMPTON TWP MUN AUTH                  | WEST VIEW MUN AUTH             |
| WEST EASTON BOROUGH      | NORTHAMPTON | CONS   |                        | EASTON SURBURBAN WTR AUTH             | EASTON MUN W W                 |
| WEST ELIZABETH BOROUGH   | ALLEGHENY   | ADJ    |                        | WESTERN PA WC-MON-VALLEY DIST         |                                |
| WEST FAIRVIEW BOROUGH    | CUMBERLAND  | ADJ    | 5/56                   | RIVERTON CONSOLIDATED WC              |                                |
| WEST HEMPFIELD TWP(PART) | LANCASTER   | ADJ    | 6/66                   | EAST HEMPFIELD TWP MA                 |                                |
| WEST HEMPFIELD TWP(PART) | LANCASTER   | ADJ    | 10/60                  | LANCASTER MUN WA                      |                                |
| WEST LAMPETER TWP        | LANCASTER   | ADJ    | 10/60                  | LANCASTER MUN WA                      |                                |
| WEST LEBANON TWP         | LEBANON     | ADJ    | 11/72                  | LEBANON MUN. WAT AUTH                 |                                |
| WEST MANCHESTER TW(PART) | YORK        | ADJ    | 10/63                  | WEST MANCHESTER TWP MUN AUTH          |                                |
| WEST MANHEIM TWP         | YORK        | ADJ    | 4/73                   | HANOVER MUN WATER AUTH                |                                |
| WEST MAYFIELD BOROUGH    | BEAVER      | ADJ    | 5/67                   | BEAVER FALLS MA (EASTVALE PLT)        |                                |
| WEST MIDDLESEX BOROUGH   | MERCER      | ADJ    | 10/70                  | SHENANGO VALLEY WC                    |                                |
| WEST MIFFLIN (PART)      | ALLEGHENY   | CONS   |                        | DUQUESNE                              | WESTERN PA WC-PITTSG SUBU DIST |
| WEST MIFFLIN BOROUGH     | ALLEGHENY   | ADJ    |                        | WESTERN PA WC-MON-VALLEY DIST         |                                |
| WEST POTTSBORO TWP       | MONTGOMERY  | ADJ    | 1/71                   | POTTSTOWN MUN W W                     |                                |
| WEST SALEM TWP           | MERCER      | ADJ    | 7/59                   | GREENVILLE MUN WA                     |                                |

COMMUNITIES SERVED FLUORIDATED DRINKING WATER,  
BY COUNTY AND WATER SYSTEM WITHIN STATE (AS OF 12/31/85)

## PENNSYLVANIA

| COMMUNITY             | COUNTY      | STATUS | FLUOR<br>START<br>DATE | SYSTEM SUPPLYING<br>FLUORIDATED WATER | SOURCE SYSTEM      |
|-----------------------|-------------|--------|------------------------|---------------------------------------|--------------------|
| WEST VIEW BOROUGH     | ALLEGHENY   | ADJ    | 3/78                   | WEST VIEW MUN AUTH                    |                    |
| WEITMORE TWP (PART)   | MCKEAN      | ADJ    | 3/60                   | WESTERN PA WC-KANE DIST               |                    |
| WHEATLAND BOROUGH     | MERCER      | ADJ    | 10/70                  | SHENANGO VALLEY WC                    |                    |
| WHITE TWP (PART)      | BEAVER      | ADJ    | 5/67                   | BEAVER FALLS MA (EASTVALE PLT)        |                    |
| WHITE TWP (PART)      | INDIANA     | ADJ    | 10/57                  | WESTERN PA WC-INDIANA DIST            |                    |
| WHITEHALL TWP         | NORTHAMPTON | ADJ    | 3/71                   | NORTHAMPTON BOROUGH MA                |                    |
| WILKINS TWP           | ALLEGHENY   | ADJ    | 1/53                   | WILKINSBURG PENN JOINT AUTH           |                    |
| WILKINSBURG BOROUGH   | ALLEGHENY   | ADJ    | 1/53                   | WILKINSBURG PENN JOINT AUTH           |                    |
| WILLIAMS BOROUGH      | NORTHAMPTON | CONS   |                        | EASTON SURBURBAN WTR AUTH             | EASTON MUN W W     |
| WILLIAMSPORT          | LYCOMING    | ADJ    | 12/66                  | WILLIAMSPORT MUN WATER AUTH           |                    |
| WILMERDING BOROUGH    | ALLEGHENY   | ADJ    | 1/53                   | WILKINSBURG PENN JOINT AUTH           |                    |
| WILMINGTON TWP (PART) | YORK        | CONS   |                        | NEW WILMINGTON BOROUGH WTR DP         | SHENANGO VALLEY WC |
| WILMINGTON TWP (PART) | MERCER      | CONS   |                        | NEW WILMINGTON BOROUGH WTR DP         | SHENANGO VALLEY WC |
| WILSON BOROUGH        | NORTHAMPTON | CONS   |                        | EASTON SURBURBAN WTR AUTH             | EASTON MUN W W     |
| WINDSOR TWP           | YORK        | ADJ    | 12/68                  | RED LION MUN AUTH                     |                    |
| WORMLEYSBURG BOROUGH  | CUMBERLAND  | ADJ    | 5/56                   | RIVERTON CONSOLIDATED WC              |                    |
| WYOMISSING BOROUGH    | BERKS       | CONS   |                        | WYOMISSING MUN WTR SYS                | WESTERN BERKS WA   |
| YOE BOROUGH           | YORK        | CONS   |                        | DALLASTOWN-YOE WTR AUTH               | RED LION MUN AUTH  |
| YORK TWP (PART)       | YORK        | ADJ    | 12/68                  | RED LION MUN AUTH                     |                    |
| YORK TWP (PART)       | YORK        | CONS   |                        | DALLASTOWN-YOE WTR AUTH               | RED LION MUN AUTH  |

COMMUNITIES SERVED FLUORIDATED DRINKING WATER,  
BY COUNTY AND WATER SYSTEM WITHIN STATE (AS OF 12/31/85)

## PUERTO RICO

| COMMUNITY     | COUNTY       | STATUS | FLUOR<br>START<br>DATE | SYSTEM SUPPLYING<br>FLUORIDATED WATER | SOURCE SYSTEM |
|---------------|--------------|--------|------------------------|---------------------------------------|---------------|
| ADJUNTAS      | ADJUNTAS     | ADJ    | 9/62                   | TANASMA                               |               |
| AGUADILLA     | AGUADILLA    | ADJ    | 1/55                   | AGUADILLA                             |               |
| AGUAS BUENAS  | AGUAS BUENAS | ADJ    | 2/57                   | AGUAS BUENAS                          |               |
| ANASCO        | ANASCO       | ADJ    |                        | ANASCO                                |               |
| ARECIBO       | ARECIBO      | ADJ    |                        | ARECIBO                               |               |
| BARRANQUITAS  | BARRANQUITAS | ADJ    | 5/56                   | BARRANQUITAS                          |               |
| BAYAMON       | BAYAMON      | ADJ    | 1/54                   | METROPOLITAN A                        |               |
| CAGUAS (PART) | CAGUAS       | ADJ    | 1/55                   | CAGUAS                                |               |
| CAGUAS (PART) | SAN LORENZO  | ADJ    | 1/55                   | JAGUAL                                |               |
| CAMUY         | CAMUY        | ADJ    | 8/57                   | HATILLO                               |               |
| CAYEY         | CAYEY        | ADJ    | 5/56                   | CAYEY                                 |               |
| CEIBA         | FAJARDO      | ADJ    | /56                    | FAJARDO-CEIBA                         |               |
| CIALES (PART) | CIALES       | ADJ    |                        | CIALES                                |               |
| CIALES (PART) | CIALES       | ADJ    | 5/58                   | ROSSY                                 |               |
| COAMO         | COAMO        | ADJ    | /55                    | COAMO                                 |               |
| COMERIO       | COMERIO      | ADJ    | 3/67                   | COMERIO                               |               |
| COROZAL       | COROZAL      | ADJ    | 1/55                   | COROZAL                               |               |
| FAJARDO       | FAJARDO      | ADJ    | /56                    | FAJARDO-CEIBA                         |               |
| GUAYAMA       | GUAYAMA      | ADJ    | 1/55                   | GUAYAMA                               |               |
| GUAYANILLA    | GUAYANILLA   | ADJ    |                        | JAGUA PASTO                           |               |
| HATILLO       | HATILLO      | ADJ    | 8/57                   | HATILLO                               |               |
| ISABELA       | ISABELA      | ADJ    | 1/55                   | ISABELA                               |               |
| JUANA DIAZ    | JUANA DIAZ   | ADJ    |                        | JUANA DIAZ                            |               |
| JUNCOS        | JUNCOS       | ADJ    | 12/57                  | JUNCOS                                |               |

COMMUNITIES SERVED FLUORIDATED DRINKING WATER,  
 BY COUNTY AND WATER SYSTEM WITHIN STATE (AS OF 12/31/85)

**PUERTO RICO**

| COMMUNITY      | COUNTY       | STATUS | FLUOR<br>START<br>DATE | SYSTEM SUPPLYING<br>FLUORIDATED WATER | SOURCE SYSTEM |
|----------------|--------------|--------|------------------------|---------------------------------------|---------------|
| LARES          | LARES        | ADJ    | 12/55                  | INDIERA ALTA                          |               |
| LAS MARIAS     | LAS MARIAS   | ADJ    | 12/55                  | LAS MARIAS                            |               |
| LUQUILLO       | LUQUILLO     | ADJ    | /55                    | LUQUILLO                              |               |
| MOROVIS (PART) | RIO GRANDE   | ADJ    | 1/58                   | MOROVIS                               |               |
| MOROVIS (PART) | MOROVIS      | ADJ    |                        | MOROVIS                               |               |
| NAGUABO        | NAGUABO      | ADJ    | 12/55                  | RIO BLANCO-VIEQUES-HUMACAO            |               |
| NARANJITO      | NARANJITO    | ADJ    | 12/59                  | NARANJITO                             |               |
| OROCOVIS       | OROCOVIS     | ADJ    | /57                    | OROCOVIS                              |               |
| PENUELAS       | PENUELAS     | ADJ    |                        | PENUELAS                              |               |
| PONCE (PART)   | PONCE        | ADJ    |                        | GUARAGUAO                             |               |
| PONCE (PART)   | PONCE        | ADJ    | 11/55                  | PONCE                                 |               |
| QUEBRADILLAS   | QUEBRADILLAS | ADJ    | 11/55                  | QUEBRADILLAS                          |               |
| SAN JUAN       | BAYAMON      | ADJ    | 1/54                   | METROPOLITAN A                        |               |
| SAN LORENZO    | SAN LORENZO  | ADJ    | /60                    | SAN LORENZO                           |               |
| UTUADO         | UTUADO       | ADJ    | 12/55                  | UTUADO                                |               |
| VEGA BAJA      | VEGA BAJA    | ADJ    | 12/63                  | VEGA BAJA                             |               |
| VILLALBA       | VILLALBA     | ADJ    | 12/57                  | VILLALBA                              |               |
| YAUCO          | YAUCO        | ADJ    | 12/59                  | YAUCO                                 |               |

COMMUNITIES SERVED FLUORIDATED DRINKING WATER,  
BY COUNTY AND WATER SYSTEM WITHIN STATE (AS OF 12/31/85)

## RHODE ISLAND

| COMMUNITY       | COUNTY     | STATUS | FLUOR<br>START<br>DATE | SYSTEM SUPPLYING<br>FLUORIDATED WATER | SOURCE SYSTEM  |
|-----------------|------------|--------|------------------------|---------------------------------------|----------------|
| BARRINGTON      | BRISTOL    | ADJ    | 5/52                   | BARRINGTON                            |                |
| BRISTOL         | BRISTOL    | ADJ    | 5/52                   | BRISTOL                               |                |
| CENTRAL FALLS   | PROVIDENCE | ADJ    | 11/57                  | PAWTUCKET                             |                |
| COVENTRY        | KENT       | CONS   |                        | COVENTRY                              | PROVIDENCE     |
| CRANSTON        | PROVIDENCE | ADJ    | 8/52                   | PROVIDENCE                            |                |
| CUMBERLAND      | PROVIDENCE | ADJ    | 11/57                  | CUMBERLAND                            |                |
| EAST PROVIDENCE | PROVIDENCE | CONS   |                        | EAST PROVIDENCE                       | PROVIDENCE     |
| JOHNSTON        | PROVIDENCE | ADJ    | 8/52                   | PROVIDENCE                            |                |
| LINCOLN         | PROVIDENCE | CONS   |                        | LINCOLN                               | PROVIDENCE     |
| MIDDLETOWN      | NEWPORT    | ADJ    | 7/53                   | NEWPORT                               |                |
| N. PROVIDENCE   | PROVIDENCE | ADJ    | 8/52                   | PROVIDENCE                            |                |
| N. SMITHFIELD   | PROVIDENCE | ADJ    | 6/57                   | WOONSOCKET                            |                |
| NEWPORT         | NEWPORT    | ADJ    | 7/53                   | NEWPORT                               |                |
| PAWTUCKET       | PROVIDENCE | ADJ    | 11/57                  | PAWTUCKET                             |                |
| PORTSMOUTH      | NEWPORT    | CONS   |                        | PORTSMOUTH                            | NEWPORT        |
| PROVIDENCE      | PROVIDENCE | ADJ    | 8/52                   | PROVIDENCE                            |                |
| SMITHFIELD      | PROVIDENCE | CONS   |                        | SMITHFIELD                            | PROVIDENCE     |
| TIVERTON        | NEWPORT    | CONS   |                        | TIVERTON                              | FALL RIVER, MA |
| WARREN          | BRISTOL    | ADJ    | 5/52                   | BRISTOL                               |                |
| WARWICK         | KENT       | CONS   |                        | WARWICK                               | PROVIDENCE     |
| WOONSOCKET      | PROVIDENCE | ADJ    | 6/57                   | WOONSOCKET                            |                |

COMMUNITIES SERVED FLUORIDATED DRINKING WATER,  
BY COUNTY AND WATER SYSTEM WITHIN STATE (AS OF 12/31/85)

## SOUTH CAROLINA

| COMMUNITY       | COUNTY      | STATUS | FLUOR<br>START<br>DATE | SYSTEM SUPPLYING<br>FLUORIDATED WATER | SOURCE SYSTEM        |
|-----------------|-------------|--------|------------------------|---------------------------------------|----------------------|
| ABBEVILLE       | ABBEVILLE   | ADJ    | 6/81                   | ABBEVILLE                             |                      |
| AIKEN           | AIKEN       | ADJ    | 11/55                  | AIKEN                                 |                      |
| ANDERSON        | ANDERSON    | ADJ    | 6/69                   | ANDERSON-DUKE POWER                   |                      |
| ANDREWS         | GEORGETOWN  | NATL   |                        | ANDREWS                               |                      |
| ARKWRIGHT       | SPARTANBURG | ADJ    | 8/68                   | SPARTANBURG                           |                      |
| AYNOR           | HORRY       | NATL   |                        | AYNOR                                 |                      |
| BAMBERG         | BAMBERG     | ADJ    | 12/80                  | BAMBERG BRD PW                        |                      |
| BATESBURG       | LEXINGTON   | ADJ    | 11/76                  | BATESBURG                             |                      |
| BEAUFORT        | BEAUFORT    | CONS   |                        | BEAUFORT                              | BEAUFORT-JASPER      |
| BELTON          | ANDERSON    | CONS   |                        | BELTON                                | BELTON-HONEA PATH WA |
| BELVEDERE       | AIKEN       | ADJ    | 6/63                   | NORTH AUGUSTA                         |                      |
| BENNETTSVILLE   | MARLBORO    | ADJ    | 3/74                   | BENNETTSVILLE                         |                      |
| BETHUNE         | KERSHAW     | ADJ    | 11/83                  | BETHUNE                               |                      |
| BISHOPVILLE     | LEE         | ADJ    | 10/56                  | BISHOPVILLE                           |                      |
| BLACKSBURG      | CHEROKEE    | ADJ    | 9/82                   | BLACKSBURG                            |                      |
| BLACKVILLE      | BARNWELL    | ADJ    | 88/4                   | BLACKVILLE                            |                      |
| BOILING SPRINGS | SPARTANBURG | ADJ    | 8/68                   | SPARTANBURG                           |                      |
| BRUNSON         | HAMPTON     | NATL   |                        | BRUNSON                               |                      |
| BUCKSPORT       | HORRY       | NATL   |                        | BUCKSPORT                             |                      |
| BUFFALO         | UNION       | CONS   |                        | BUFFALO WD                            | MEANSVILLE RILEY     |
| BURTON          | BEAUFORT    | CONS   |                        | BEAUFORT                              | BEAUFORT-JASPER      |
| CAMDEN          | KERSHAW     | ADJ    | 9/66                   | CAMDEN                                |                      |
| CAMPOBELLO      | SPARTANBURG | CONS   |                        | INMAN-CAMPOBELLO                      | SPARTANBURG          |
| CARLISLE        | UNION       | CONS   |                        | CARLISLE                              | UNION                |

COMMUNITIES SERVED FLUORIDATED DRINKING WATER,  
BY COUNTY AND WATER SYSTEM WITHIN STATE (AS OF 12/31/85)

## SOUTH CAROLINA

| COMMUNITY      | COUNTY       | STATUS | FLUOR<br>START<br>DATE | SYSTEM SUPPLYING<br>FLUORIDATED WATER | SOURCE SYSTEM        |
|----------------|--------------|--------|------------------------|---------------------------------------|----------------------|
| CAYCE          | LEXINGTON    | ADJ    | 11/54                  | CAYCE                                 |                      |
| CENTRAL (PART) | PICKENS      | CONS   |                        | CENTRAL                               | EASLEY CENTRAL 1     |
| CENTRAL (PART) | PICKENS      | ADJ    | 8/79                   | EASLEY CENTRAL 1                      |                      |
| CHARLESTON     | CHARLESTON   | ADJ    | 12/82                  | CHARLESTON                            |                      |
| CHERAW         | CHESTERFIELD | ADJ    | 7/53                   | CHERAW                                |                      |
| CHESTER        | CHESTER      | ADJ    | 10/62                  | CHESTER METRO                         |                      |
| CHESTERFIELD   | CHESTERFIELD | ADJ    | 1/60                   | CHESTERFIELD                          |                      |
| CITY VIEW      | GREENVILLE   | CONS   |                        | CITY VIEW WD                          | GREENVILLE           |
| CLEMSON        | PICKENS      | CONS   |                        | CLEMSON                               | ANDERSON-DUKE POWER  |
| CLINTON        | LAURENS      | ADJ    | 4/65                   | CLINTON                               |                      |
| COLUMBIA       | RICHLAND     | ADJ    | 7/67                   | COLUMBIA                              |                      |
| CONVERSE       | SPARTANBURG  | CONS   |                        | B&B W/D CONVERSE                      | SPARTANBURG          |
| CONWAY         | HORRY        | NATL   |                        | CONWAY                                |                      |
| COWPENS        | SPARTANBURG  | ADJ    | 8/68                   | SPARTANBURG                           |                      |
| CROSS HILL     | LAURENS      | CONS   |                        | RABON CREEK WD                        | LAURENS              |
| DARLINGTON     | DARLINGTON   | ADJ    | 2/58                   | DARLINGTON                            |                      |
| DENMARK        | BAMBERG      | ADJ    | 1/84                   | DENMARK                               |                      |
| DILLON         | DILLON       | ADJ    | 2/66                   | DILLON                                |                      |
| DONALDS        | ABBEVILLE    | CONS   |                        | DONALDS-DUE WEST                      | BELTON-HONEA PATH WA |
| DRAYTON (PART) | SPARTANBURG  | CONS   |                        | DRAYTONVILLE                          | GAFFNEY              |
| DRAYTON (PART) | SPARTANBURG  | ADJ    | 8/68                   | SPARTANBURG                           |                      |
| DUE WEST       | ABBEVILLE    | CONS   |                        | DONALDS-DUE WEST                      | BELTON-HONEA PATH WA |
| DUNCAN         | SPARTANBURG  | CONS   |                        | STARTEX-JACKSON                       | SPARTANBURG          |
| EASLEY         | PICKENS      | ADJ    | 9/67                   | EASLEY COMBINED UTILITIES             |                      |



COMMUNITIES SERVED FLUORIDATED DRINKING WATER,  
BY COUNTY AND WATER SYSTEM WITHIN STATE (AS OF 12/31/85)

# SOUTH CAROLINA

| COMMUNITY     | COUNTY       | STATUS | FLUOR<br>START<br>DATE | SYSTEM SUPPLYING<br>FLUORIDATED WATER | SOURCE SYSTEM          |
|---------------|--------------|--------|------------------------|---------------------------------------|------------------------|
| EDGEFIELD     | EDGEFIELD    | ADJ    | 12/80                  | EDGEFIELD AUTH                        |                        |
| EDISTO BEACH  | COLLETON     | NATL   |                        | EDISTO BEACH WAT CO                   |                        |
| ENOREE (PART) | SPARTANBURG  | CONS   |                        | ENOREE MILLS                          | MEANSVILLE RILEY       |
| ENOREE (PART) | SPARTANBURG  | CONS   |                        | WOODRUFF-ROEBUCK                      | SPARTANBURG            |
| FLORENCE      | FLORENCE     | ADJ    | 1/68                   | FLORENCE                              |                        |
| FOLLY BEACH   | CHARLESTON   | CONS   |                        | FOLLY BEACH                           | CHARLESTON             |
| FOREST ACRES  | RICHLAND     | CONS   |                        | FOREST ACRES                          | COLUMBIA               |
| FORT MILL     | YORK         | CONS   |                        | FORT MILL                             | SPRINGS-FT MILL        |
| FT LAWN       | CHESTER      | ADJ    | 10/62                  | CHESTER METRO                         |                        |
| FURMAN        | HAMPTON      | NATL   |                        | FURMAN                                |                        |
| GAFFNEY       | CHEROKEE     | ADJ    | 2/64                   | GAFFNEY                               |                        |
| GEORGETOWN    | GEORGETOWN   | NATL   |                        | GEORGETOWN                            |                        |
| GLENDALE      | SPARTANBURG  | ADJ    | 8/68                   | SPARTANBURG                           |                        |
| GOOSE CREEK   | BERKELEY     | CONS   |                        | GOOSE CREEK                           | CHARLESTON             |
| GREAT FALLS   | CHESTER      | ADJ    | 10/62                  | CHESTER METRO                         |                        |
| GREELEYVILLE  | WILLIAMSBURG | NATL   |                        | GREELEYVILLE                          |                        |
| GREENVILLE    | GREENVILLE   | ADJ    | 6/73                   | GREENVILLE                            |                        |
| GREENWOOD     | GREENWOOD    | ADJ    | 12/84                  | GREENWOOD                             |                        |
| GREER         | GREENVILLE   | ADJ    | 10/67                  | GREER                                 |                        |
| HARTSVILLE    | DARLINGTON   | ADJ    | 10/51                  | HARTSVILLE                            |                        |
| HEATH SPRINGS | LANCASTER    | CONS   |                        | HEATH SPRINGS                         | LANCASTER CO WAT & SEW |
| HEMINGWAY     | WILLIAMSBURG | NATL   |                        | HEMINGWAY                             |                        |
| HODGES        | GREENWOOD    | ADJ    | 12/84                  | GREENWOOD                             |                        |
| HOMELAND PARK | ANDERSON     | CONS   |                        | HOMELAND PARK                         | ANDERSON-DUKE POWER    |

COMMUNITIES SERVED FLUORIDATED DRINKING WATER,  
BY COUNTY AND WATER SYSTEM WITHIN STATE (AS OF 12/31/85)

## SOUTH CAROLINA

| COMMUNITY       | COUNTY       | STATUS | FLUOR<br>START<br>DATE | SYSTEM SUPPLYING<br>FLUORIDATED WATER | SOURCE SYSTEM        |
|-----------------|--------------|--------|------------------------|---------------------------------------|----------------------|
| HONEA PATH      | ANDERSON     | CONS   |                        | HONEA PATH                            | BELTON-HONEA PATH WA |
| INMAN           | SPARTANBURG  | CONS   |                        | INMAN-CAMPOBELLO                      | SPARTANBURG          |
| IRMO            | RICHLAND     | ADJ    | 7/67                   | COLUMBIA                              |                      |
| ISLE OF PALMS   | CHARLESTON   | NATL   |                        | ISLE OF PALMS                         |                      |
| IVA             | ANDERSON     | CONS   |                        | IVA                                   | ANDERSON-DUKE POWER  |
| JACKSON         | SPARTANBURG  | CONS   |                        | STARTEX-JACKSON                       | SPARTANBURG          |
| JAMESTOWN       | BERKELEY     | NATL   |                        | JAMESTOWN                             |                      |
| JEFFERSON       | CHESTERFIELD | ADJ    | 6/78                   | JEFFERSON                             |                      |
| JOANNA          | LAURENS      | CONS   |                        | RABON CREEK WD                        | LAURENS              |
| JOHNSONVILLE    | FLORENCE     | NATL   |                        | JOHNSONVILLE                          |                      |
| JOHNSTON        | EDGEFIELD    | ADJ    | 12/80                  | EDGEFIELD AUTH                        |                      |
| KERSHAW         | LANCASTER    | ADJ    | 5/58                   | KERSHAW CITY                          |                      |
| KINGSTREE       | WILLIAMSBURG | NATL   |                        | KINGSTREE                             |                      |
| LANCASTER       | LANCASTER    | ADJ    | 6/53                   | LANCASTER                             |                      |
| LANDRUM         | SPARTANBURG  | ADJ    | 2/82                   | LANDRUM                               |                      |
| LANE            | WILLIAMSBURG | NATL   |                        | LANE                                  |                      |
| LATTA           | DILLON       | ADJ    | 8/85                   | LATTA                                 |                      |
| LAURENS         | LAURENS      | ADJ    | 10/76                  | LAURENS                               |                      |
| LEESVILLE       | LEXINGTON    | CONS   |                        | LEESVILLE                             | BATESBURG            |
| LEXINGTON       | LEXINGTON    | ADJ    | 2/74                   | LEXINGTON                             |                      |
| LIBERTY         | PICKENS      | ADJ    | 12/71                  | LIBERTY                               |                      |
| LITTLE MOUNTAIN | NEWBERRY     | CONS   |                        | NEWBERRY CO W&S                       | NEWBERRY             |
| LORIS           | HORRY        | NATL   |                        | LORIS                                 |                      |
| LUGOFF          | KERSHAW      | ADJ    | 7/81                   | LUGOFF WATER DIST                     |                      |

COMMUNITIES SERVED FLUORIDATED DRINKING WATER,  
BY COUNTY AND WATER SYSTEM WITHIN STATE (AS OF 12/31/85)

## SOUTH CAROLINA

| COMMUNITY            | COUNTY       | STATUS | FLUOR<br>START<br>DATE | SYSTEM SUPPLYING<br>FLUORIDATED WATER | SOURCE SYSTEM       |
|----------------------|--------------|--------|------------------------|---------------------------------------|---------------------|
| LYMAN (PART)         | SPARTANBURG  | CONS   |                        | STARTEX-JACKSON                       | SPARTANBURG         |
| MARION               | MARION       | ADJ    | 7/57                   | MARION                                |                     |
| MCCORMICK            | MCCORMICK    | ADJ    | 12/77                  | MCCORMICK                             |                     |
| MONARCH MILLS (PART) | UNION        | CONS   |                        | MONARCH WD                            | UNION               |
| MONARCH MILLS (PART) | UNION        | ADJ    | 4/55                   | UNION                                 |                     |
| MONCK'S CORNER       | BERKELEY     | NATL   |                        | MONCK'S CORNER                        |                     |
| MONETTA              | AIKEN        | NATL   |                        | MONETTA                               |                     |
| MT CARMEL            | MCCORMICK    | CONS   |                        | MCCORMICK W&SA                        | MCCORMICK           |
| MT CROGHAN           | CHESTERFIELD | CONS   |                        | CHESTERFIELD RURAL                    | PAGELAND            |
| MT PLEASANT          | CHARLESTON   | NATL   |                        | MT PLEASANT                           |                     |
| MURRELLS INLET       | GEORGETOWN   | NATL   |                        | MURRELLS INLET                        |                     |
| MYRTLE BEACH         | HORRY        | NATL   |                        | MYRTLE BEACH                          |                     |
| NEWBERRY             | NEWBERRY     | ADJ    | 3/79                   | NEWBERRY                              |                     |
| NICHOLS              | MARION       | NATL   |                        | NICHOLS                               |                     |
| NINETY-SIX           | GREENWOOD    | CONS   |                        | NINETY-SIX                            | GREENWOOD           |
| NORTH AUGUSTA        | AIKEN        | ADJ    | 6/63                   | NORTH AUGUSTA                         |                     |
| NORTH MYRTLE BEACH   | HORRY        | NATL   |                        | NORTH MYRTLE BEACH                    |                     |
| ORANGEBURG           | ORANGEBURG   | ADJ    | 9/52                   | ORANGEBURG                            |                     |
| PACOLET              | SPARTANBURG  | ADJ    | 8/68                   | SPARTANBURG                           |                     |
| PAGELAND             | CHESTERFIELD | ADJ    | 2/69                   | PAGELAND                              |                     |
| PARIS ISLAND         | BEAUFORT     | CONS   |                        | PARIS ISLAND                          | BEAUFORT-JASPER     |
| PARKSVILLE           | MCCORMICK    | CONS   |                        | MCCORMICK W&SA                        | MCCORMICK           |
| PELION               | LEXINGTON    | ADJ    | 7/84                   | PELION                                |                     |
| PENDLETON            | ANDERSON     | CONS   |                        | PENDLETON                             | ANDERSON-DUKE POWER |

COMMUNITIES SERVED FLUORIDATED DRINKING WATER,  
BY COUNTY AND WATER SYSTEM WITHIN STATE (AS OF 12/31/85)

## SOUTH CAROLINA

| COMMUNITY           | COUNTY      | STATUS | FLUOR<br>START<br>DATE | SYSTEM SUPPLYING<br>FLUORIDATED WATER | SOURCE SYSTEM   |
|---------------------|-------------|--------|------------------------|---------------------------------------|-----------------|
| PICKENS             | PICKENS     | ADJ    | 11/72                  | PICKENS                               |                 |
| PIEDMONT            | SPARTANBURG | NATL   |                        | PIEDMONT RURAL                        |                 |
| PINERIDGE (PART)    | LEXINGTON   | ADJ    | 11/54                  | CAYCE                                 |                 |
| PLUM BRANCH         | MCCORMICK   | CONS   |                        | MCCORMICK W&SA                        | MCCORMICK       |
| POMARIA             | NEWBERRY    | CONS   |                        | NEWBERRY CO W&S                       | NEWBERRY        |
| PORT ROYAL          | BEAUFORT    | CONS   |                        | PORT ROYAL                            | BEAUFORT-JASPER |
| PROSPERITY          | NEWBERRY    | CONS   |                        | NEWBERRY CO W&S                       | NEWBERRY        |
| QUINBY              | FLORENCE    | ADJ    | 12/77                  | QUINBY                                |                 |
| ROCK HILL           | YORK        | ADJ    | 5/52                   | ROCK HILL                             |                 |
| ROEBUCK             | SPARTANBURG | CONS   |                        | WOODRUFF-ROEBUCK                      | SPARTANBURG     |
| RUBY                | CHESTER     | CONS   |                        | CHESTERFIELD RURAL                    | PAGELAND        |
| SALUDA              | SALUDA      | CONS   |                        | SALUDA                                | NEWBERRY        |
| SAXON (PART)        | SPARTANBURG | ADJ    | 8/68                   | SPARTANBURG                           |                 |
| SAXON (PART)        | SPARTANBURG | CONS   |                        | UNA WD                                | SPARTANBURG     |
| SCOTIA              | HAMPTON     | NATL   |                        | SCOTIA                                |                 |
| SELLERS             | MARION      | NATL   |                        | MARION RURAL                          |                 |
| SENECA              | OCONEE      | ADJ    | 10/63                  | SENECA                                |                 |
| SHAW AIR FORCE BASE | SUMTER      | ADJ    | 1/58                   | SHAW AFB RESID                        |                 |
| SIX MILE            | PICKENS     | CONS   |                        | SIX MILE WD                           | PICKENS         |
| SLATER              | GREENVILLE  | CONS   |                        | SLATER WD                             | GREENVILLE      |
| SPARTANBURG         | SPARTANBURG | ADJ    | 8/68                   | SPARTANBURG                           |                 |
| SPRINGFIELD         | ORANGEBURG  | ADJ    | 8/84                   | SPRINGFIELD                           |                 |
| ST MATTHEWS         | CALHOUN     | ADJ    | 8/63                   | ST MATTHEWS                           |                 |
| ST STEPHENS         | BERKELEY    | NATL   |                        | ST STEPHENS                           |                 |

COMMUNITIES SERVED FLUORIDATED DRINKING WATER,  
BY COUNTY AND WATER SYSTEM WITHIN STATE (AS OF 12/31/85)

## SOUTH CAROLINA

| COMMUNITY        | COUNTY       | STATUS | FLUOR<br>START<br>DATE | SYSTEM SUPPLYING<br>FLUORIDATED WATER | SOURCE SYSTEM       |
|------------------|--------------|--------|------------------------|---------------------------------------|---------------------|
| ST. ANDREWS      | RICHLAND     | ADJ    | 7/67                   | COLUMBIA                              |                     |
| STARR            | ANDERSON     | CONS   |                        | STARR-IVA                             | ANDERSON-DUKE POWER |
| STARTEX (PART)   | SPARTANBURG  | CONS   |                        | STARTEX-JACKSON                       | SPARTANBURG         |
| STUCKEY          | WILLIAMSBURG | NATL   |                        | STUCKEY                               |                     |
| SULLIVANS ISLAND | CHARLESTON   | NATL   |                        | SULLIVANS ISLAND                      |                     |
| SUMMERTON        | CLARENDON    | NATL   |                        | SUMMERTON                             |                     |
| SUMMERVILLE      | DORCHESTER   | NATL   |                        | SUMMERVILLE                           |                     |
| SUMTER           | SUMTER       | ADJ    | 12/64                  | SUMTER                                |                     |
| SURFSIDE BEACH   | HORRY        | NATL   |                        | SURFSIDE BEACH                        |                     |
| TIMMONSVILLE     | FLORENCE     | ADJ    | 8/76                   | TIMMONSVILLE                          |                     |
| TRENTON          | EDGEFIELD    | ADJ    | 12/80                  | EDGEFIELD AUTH                        |                     |
| UNA              | SPARTANBURG  | CONS   |                        | UNA WD                                | SPARTANBURG         |
| UNION            | UNION        | ADJ    | 4/55                   | UNION                                 |                     |
| VALLEY FALLS     | SPARTANBURG  | ADJ    | 8/68                   | SPARTANBURG                           |                     |
| VARNVILLE        | HAMPTON      | NATL   |                        | VARNVILLE                             |                     |
| WALHALLA         | OONEE        | ADJ    | 7/73                   | WALHALLA                              |                     |
| WALTERBORO       | COLLETON     | NATL   |                        | WALTERBORO                            |                     |
| WATERLOO         | LAURENS      | CONS   |                        | RABON CREEK WD                        | LAURENS             |
| WELLFORD         | SPARTANBURG  | CONS   |                        | STARTEX-JACKSON                       | SPARTANBURG         |
| WEST COLUMBIA    | LEXINGTON    | ADJ    | 1/67                   | WEST COLUMBIA                         |                     |
| WEST PELZER      | ANDERSON     | CONS   |                        | WEST PELZER                           | WILLIAMSTON         |
| WEST UNION       | OONEE        | CONS   |                        | WEST UNION                            | WALHALLA            |
| WESTMINSTER      | OONEE        | ADJ    | 6/63                   | WESTMINSTER                           |                     |
| WHITMIRE         | NEWBERRY     | ADJ    | 5/85                   | WHITMIRE                              |                     |

COMMUNITIES SERVED FLUORIDATED DRINKING WATER,  
BY COUNTY AND WATER SYSTEM WITHIN STATE (AS OF 12/31/85)

## SOUTH CAROLINA

| COMMUNITY   | COUNTY      | STATUS | FLUOR<br>START<br>DATE | SYSTEM SUPPLYING<br>FLUORIDATED WATER | SOURCE SYSTEM |
|-------------|-------------|--------|------------------------|---------------------------------------|---------------|
| WHITNEY     | SPARTANBURG | ADJ    | 8/68                   | SPARTANBURG                           |               |
| WILLIAMSTON | ANDERSON    | ADJ    | 11/79                  | WILLIAMSTON                           |               |
| WINNSBORO   | FAIRFIELD   | ADJ    | 6/59                   | WINNSBORO                             |               |
| YORK        | YORK        | ADJ    | 2/63                   | YORK                                  |               |

COMMUNITIES SERVED FLUORIDATED DRINKING WATER,  
BY COUNTY AND WATER SYSTEM WITHIN STATE (AS OF 12/31/85)

# SOUTH DAKOTA

| COMMUNITY      | COUNTY     | STATUS | FLUOR<br>START<br>DATE | SYSTEM SUPPLYING<br>FLUORIDATED WATER | SOURCE SYSTEM        |
|----------------|------------|--------|------------------------|---------------------------------------|----------------------|
| ABERDEEN       | BROWN      | ADJ    | 5/51                   | ABERDEEN                              |                      |
| AGAR           | SULLY      | NATL   |                        | AGAR                                  |                      |
| ALCESTER       | UNION      | ADJ    | 12/74                  | ALCESTER                              |                      |
| ALEXANDRIA     | HANSON     | CONS   |                        | ALEXANDRIA                            | HANSON RWS           |
| ALPENA         | JERAULD    | NATL   |                        | ALPENA                                |                      |
| ARLINGTON      | KINGSBURY  | ADJ    | 5/74                   | ARLINGTON                             |                      |
| ARMOUR         | DOUGLAS    | CONS   |                        | ARMOUR                                | RANDALL I & II RWS   |
| ASHTON         | SPINK      | NATL   |                        | ASHTON                                |                      |
| AURORA         | BROOKINGS  | ADJ    | 7/81                   | AURORA                                |                      |
| AVON           | BON HOMME  | CONS   |                        | AVON                                  | BON HOMME-YANKTON II |
| BALTIC         | MINNEHAHA  | CONS   |                        | BALTIC                                | MINNEHAHA RWS        |
| BANCROFT       | KINGSBURY  | NATL   |                        | BANCROFT                              |                      |
| BELLE FOURCHE  | BUTTE      | ADJ    | 1/71                   | BELLE FOURCHE                         |                      |
| BELVIDERE      | JACKSON    | NATL   |                        | BELVIDERE                             |                      |
| BERESFORD      | LINCOLN    | ADJ    | 7/71                   | BERESFORD                             |                      |
| BIG STONE CITY | GRANT      | ADJ    | 7/72                   | BIG STONE CITY                        |                      |
| BISON          | PERKINS    | NATL   |                        | BISON                                 |                      |
| BLACK HAWK     | MEADE      | ADJ    | 1/78                   | BLACK HAWK                            |                      |
| BOWDLE         | EDMUNDS    | ADJ    | 7/72                   | BOWDLE                                |                      |
| BOX ELDER      | PENNINGTON | ADJ    | 4/73                   | BOX ELDER                             |                      |
| BRADLEY        | CLARK      | CONS   |                        | BRADLEY                               | CLARK RWS            |
| BRANDON        | MINNEHAHA  | ADJ    | 1/71                   | BRANDON                               |                      |
| BRANDT         | DEUEL      | CONS   |                        | BRANDT                                | BROOKINGS-DEUEL RWS  |
| BRENTFORD      | SPINK      | NATL   |                        | BRENTFORD                             |                      |

COMMUNITIES SERVED FLUORIDATED DRINKING WATER,  
BY COUNTY AND WATER SYSTEM WITHIN STATE (AS OF 12/31/85)

## SOUTH DAKOTA

| COMMUNITY    | COUNTY    | STATUS | FLUOR<br>START<br>DATE | SYSTEM SUPPLYING<br>FLUORIDATED WATER | SOURCE SYSTEM          |
|--------------|-----------|--------|------------------------|---------------------------------------|------------------------|
| BRIDGEWATER  | MCCOOK    | ADJ    | 10/72                  | BRIDGEWATER                           |                        |
| BRITTON      | MARSHALL  | ADJ    | 6/71                   | BRITTON                               |                        |
| BROADLAND    | BEADLE    | NATL   |                        | BROADLAND                             |                        |
| BROOKINGS    | BROOKINGS | ADJ    | 12/61                  | BROOKINGS                             |                        |
| BRYANT       | HAMLIN    | CONS   |                        | BRYANT                                | SIoux II               |
| BUFFALO GAP  | CUSTER    | NATL   |                        | BUFFALO GAP                           |                        |
| BURKE        | GREGORY   | ADJ    | 5/72                   | BURKE                                 |                        |
| CANISTOTA    | MCCOOK    | ADJ    | 10/72                  | CANISTOTA                             |                        |
| CANOVA       | MINER     | NATL   |                        | CANOVA                                |                        |
| CANTON       | LINCOLN   | NATL   |                        | CANTON                                |                        |
| CARTHAGE     | MINER     | NATL   |                        | CARTHAGE                              |                        |
| CASTLEWOOD   | HAMLIN    | ADJ    | 4/73                   | CASTLEWOOD                            |                        |
| CAVOUR       | BEADLE    | NATL   |                        | CAVOUR                                |                        |
| CENTERVILLE  | TURNER    | ADJ    | 7/73                   | CENTERVILLE                           |                        |
| CENTRAL CITY | LAWRENCE  | ADJ    | 10/70                  | LEAD                                  |                        |
| CHAMBERLAIN  | BRULE     | ADJ    | 7/71                   | CHAMBERLAIN                           |                        |
| CHANCELLOR   | TURNER    | CONS   |                        | CHANCELLOR                            | SOUTH LINCOLN RWS      |
| CLAREMONT    | BROWN     | CONS   |                        | CLAREMONT                             | BROWN-DAY-MARSHALL RWS |
| CLARK        | CLARK     | ADJ    | 11/71                  | CLARK                                 |                        |
| CLEAR LAKE   | DEUEL     | ADJ    | 11/71                  | CLEAR LAKE                            |                        |
| COLOME       | TRIPP     | CONS   |                        | COLOME                                | TRI-COUNTY RWS         |
| COLTON       | MINNEHAHA | ADJ    | 11/73                  | COLTON                                |                        |
| CONDE        | SPINK     | NATL   |                        | CONDE                                 |                        |
| CORSICA      | DOUGLAS   | NATL   |                        | CORSICA                               |                        |



COMMUNITIES SERVED FLUORIDATED DRINKING WATER,  
BY COUNTY AND WATER SYSTEM WITHIN STATE (AS OF 12/31/85)

## SOUTH DAKOTA

| COMMUNITY     | COUNTY     | STATUS | FLUOR<br>START<br>DATE | SYSTEM SUPPLYING<br>FLUORIDATED WATER | SOURCE SYSTEM  |
|---------------|------------|--------|------------------------|---------------------------------------|----------------|
| CRESBARD      | FAULK      | NATL   |                        | CRESBARD                              |                |
| CROOKS        | MINNEHAHA  | CONS   |                        | CROOKS                                | MINNEHAHA RWS  |
| CUSTER        | CUSTER     | ADJ    | 8/71                   | CUSTER                                |                |
| DALLAS        | GREGORY    | CONS   |                        | DALLAS                                | TRIPP CO RWS   |
| DE SMET       | KINGSBURY  | ADJ    | 10/71                  | DE SMET                               |                |
| DEADWOOD      | LAWRENCE   | NATL   |                        | DEADWOOD                              |                |
| DELL RAPIDS   | MINNEHAHA  | ADJ    | 8/71                   | DELL RAPIDS                           |                |
| DELMONT       | DOUGLAS    | NATL   |                        | DELMONT                               |                |
| DOLAND        | SPINK      | NATL   |                        | DOLAND                                |                |
| DRAPER        | JONES      | NATL   |                        | DRAPER                                |                |
| DUPREE        | ZIEBACH    | CONS   |                        | DUPREE                                | TRI-COUNTY RWS |
| EAGLE BUTTE   | DEWEY      | CONS   |                        | EAGLE BUTTE                           | TRI-COUNTY RWS |
| EDGE MONT     | FALL RIVER | NATL   |                        | EDGE MONT                             |                |
| ELK POINT     | UNION      | NATL   |                        | ELK POINT                             |                |
| ELKTON        | BROOKINGS  | ADJ    | 10/80                  | ELKTON                                |                |
| ELLSWORTH AFB | MEADE      | CONS   |                        | ELLSWORTH AFB                         | RAPID CITY     |
| EMERY         | HANSON     | CONS   |                        | EMERY                                 | HANSON RWS     |
| ESTELLINE     | HAMLIN     | ADJ    | 10/72                  | ESTELLINE                             |                |
| ETHAN         | DAVISON    | NATL   |                        | ETHAN                                 |                |
| EUREKA        | MCPHERSON  | ADJ    | 4/76                   | EUREKA                                |                |
| FAITH         | MEADE      | CONS   |                        | FAITH                                 | TRI-COUNTY RWS |
| FAULKTON      | FAULK      | ADJ    | 11/73                  | FAULKTON                              |                |
| FLANDREAU     | MOODY      | ADJ    | 9/71                   | FLANDREAU                             |                |
| FLORENCE      | CLARK      | CONS   |                        | FLORENCE                              | CLARK RWS      |

COMMUNITIES SERVED FLUORIDATED DRINKING WATER,  
BY COUNTY AND WATER SYSTEM WITHIN STATE (AS OF 12/31/85)

## SOUTH DAKOTA

| COMMUNITY   | COUNTY              | STATUS | FLUOR<br>START<br>DATE | SYSTEM SUPPLYING<br>FLUORIDATED WATER | SOURCE SYSTEM        |
|-------------|---------------------|--------|------------------------|---------------------------------------|----------------------|
| FRANKFORT   | SPINK               | NATL   |                        | FRANKFORT                             |                      |
| FREEMAN     | HUTCHINSON          | ADJ    | 1/72                   | FREEMAN                               |                      |
| FT PIERRE   | STANLEY             | ADJ    | 3/72                   | FT PIERRE                             |                      |
| GARRETSON   | MINNEHAHA           | ADJ    | 10/73                  | GARRETSON                             |                      |
| GEDDES      | CHARLES MIX         | CONS   |                        | GEDDES                                | RANDALL III          |
| GETTYSBURG  | POTTER              | ADJ    | 9/76                   | GETTYSBURG                            |                      |
| GREGORY     | GREGORY             | ADJ    | 7/69                   | GREGORY                               |                      |
| GROTON      | BROWN               | NATL   |                        | GROTON                                |                      |
| HARTFORD    | MINNEHAHA           | ADJ    | 1/73                   | HARTFORD                              |                      |
| HAZEL       | HAMLIN              | CONS   |                        | HAZEL                                 | STIOUX II            |
| HENRY       | CODINGTON           | CONS   |                        | HENRY                                 | CLARK RWS            |
| HERREID     | CAMPBELL            | ADJ    | 8/75                   | HERREID                               |                      |
| HIGHMORE    | HYDE                | ADJ    | 1/72                   | HIGHMORE                              |                      |
| HILL CITY   | PENNINGTON          | ADJ    | 1/83                   | HILL CITY                             |                      |
| HITCHCOCK   | BEADLE              | CONS   |                        | HITCHCOCK                             | N BEADLE-S SPINK RWS |
| HOSMER      | EDMUNDS             | ADJ    | 4/57                   | HOSMER                                |                      |
| HOT SPRINGS | FALL RIVER          | ADJ    | 10/70                  | HOT SPRINGS                           |                      |
| HOVEN       | POTTER              | ADJ    | 7/72                   | HOVEN                                 |                      |
| HOWARD      | MINER               | NATL   |                        | HOWARD                                |                      |
| HUMBOLDT    | MINNEHAHA           | CONS   |                        | HUMBOLDT                              | MINNEHAHA RWS        |
| HURON       | BEADLE              | ADJ    | 9/56                   | HURON                                 |                      |
| IPSWICH     | EDMUNDS             | NATL   |                        | IPSWICH                               |                      |
| IRENE       | CLAY/TURNER/YANKTON | CONS   |                        | IRENE                                 | BON HOMME YANKTON I  |
| JEFFERSON   | UNION               | ADJ    | 1/83                   | JEFFERSON                             |                      |

COMMUNITIES SERVED FLUORIDATED DRINKING WATER,  
BY COUNTY AND WATER SYSTEM WITHIN STATE (AS OF 12/31/85)

## SOUTH DAKOTA

| COMMUNITY    | COUNTY      | STATUS | FLUOR<br>START<br>DATE | SYSTEM SUPPLYING<br>FLUORIDATED WATER | SOURCE SYSTEM          |
|--------------|-------------|--------|------------------------|---------------------------------------|------------------------|
| KADOKA       | JACKSON     | NATL   |                        | KADOKA                                |                        |
| KIMBALL      | BRULE       | CONS   |                        | KIMBALL                               | AURORA-BRULE RWS       |
| LAKE ANDES   | CHARLES MIX | ADJ    | 1/72                   | LAKE ANDES                            |                        |
| LAKE PRESTON | KINGSBURY   | NATL   |                        | LAKE PRESTON                          |                        |
| LANE         | JERAULD     | NATL   |                        | LANE                                  |                        |
| LANGFORD     | MARSHALL    | CONS   |                        | LANGFORD                              | BROWN-DAY-MARSHALL RWS |
| LEAD         | LAWRENCE    | ADJ    | 10/70                  | LEAD                                  |                        |
| LEMMON       | PERKINS     | NATL   |                        | LEMMON                                |                        |
| LENNOX       | LINCOLN     | ADJ    | 7/73                   | LENNOX                                |                        |
| LEOLA        | MCPHERSON   | NATL   |                        | LEOLA                                 |                        |
| LESTERVILLE  | YANKTON     | CONS   |                        | LESTERVILLE                           | BON HOMME-YANKTON II   |
| LETCHER      | SANBORN     | CONS   |                        | DAVISON RWS                           | MITCHELL               |
| LETCHER      | SANBORN     | NATL   |                        | LETCHER                               |                        |
| MADISON      | LAKE        | ADJ    | 5/70                   | MADISON                               |                        |
| MARION       | TURNER      | ADJ    | 9/82                   | MARION                                |                        |
| MARTIN       | BENNETT     | ADJ    | 11/71                  | MARTIN                                |                        |
| MCINTOSH     | CORSON      | NATL   |                        | MCINTOSH                              |                        |
| MCLAUGHLIN   | CORSON      | ADJ    | 10/72                  | MCLAUGHLIN                            |                        |
| MELLETTTE    | SPINK       | NATL   |                        | MELLETTTE                             |                        |
| MENNO        | HUTCHINSON  | NATL   |                        | MENNO                                 |                        |
| MIDLAND      | HAAKON      | NATL   |                        | MIDLAND                               |                        |
| MILBANK      | GRANT       | ADJ    | 4/68                   | MILBANK                               |                        |
| MILLER       | HAND        | NATL   |                        | MILLER                                |                        |
| MISSION      | TODD        | ADJ    | 12/76                  | MISSION                               |                        |

COMMUNITIES SERVED FLUORIDATED DRINKING WATER,  
BY COUNTY AND WATER SYSTEM WITHIN STATE (AS OF 12/31/85)

## SOUTH DAKOTA

| COMMUNITY        | COUNTY     | STATUS | FLUOR<br>START<br>DATE | SYSTEM SUPPLYING<br>FLUORIDATED WATER | SOURCE SYSTEM          |
|------------------|------------|--------|------------------------|---------------------------------------|------------------------|
| MISSION HILL     | YANKTON    | CONS   |                        | MISSION HILL                          | BON HOMME YANKTON I    |
| MITCHELL         | DAVISON    | ADJ    | 11/54                  | MITCHELL                              |                        |
| MOBRIDGE         | WALWORTH   | ADJ    | 3/52                   | MOBRIDGE                              |                        |
| MONROE           | TURNER     | ADJ    | 4/76                   | MONROE                                |                        |
| MORRISTOWN       | CORSON     | NATL   |                        | MORRISTOWN                            |                        |
| MOUND CITY       | CAMPBELL   | NATL   |                        | MOUND CITY                            |                        |
| MOUNT VERNON     | DAVISON    | NATL   |                        | MOUNT VERNON                          |                        |
| MURDO            | JONES      | ADJ    | 9/72                   | MURDO                                 |                        |
| NEW UNDERWOOD    | PENNINGTON | ADJ    | 3/83                   | NEW UNDERWOOD                         |                        |
| NEWELL           | BUTTE      | NATL   |                        | NEWELL                                |                        |
| NORTH SIOUX CITY | UNION      | NATL   |                        | NORTH SIOUX CITY                      |                        |
| NORTHVILLE       | SPINK      | NATL   |                        | NORTHVILLE                            |                        |
| NUNDA            | LAKE       | NATL   |                        | NUNDA                                 |                        |
| OACOMA           | LYMAN      | ADJ    | 1/81                   | OACOMA                                |                        |
| OELRICHS         | FALL RIVER | NATL   |                        | OELRICHS                              |                        |
| OLDHAM           | KINGSBURY  | NATL   |                        | OLDHAM                                |                        |
| ONIDA            | SULLY      | NATL   |                        | ONIDA                                 |                        |
| ORIENT           | FAULK      | NATL   |                        | ORIENT                                |                        |
| PARKER           | TURNER     | ADJ    | 1/69                   | PARKER                                |                        |
| PARKSTON         | HUTCHINSON | ADJ    | 1/72                   | PARKSTON                              |                        |
| PEEVER           | ROBERTS    | ADJ    | 9/82                   | PEEVER                                |                        |
| PHILIP           | HAAKON     | ADJ    | 5/72                   | PHILIP                                |                        |
| PIERPORT         | DAY        | CONS   |                        | PIERPORT                              | BROWN-DAY-MARSHALL RWS |
| PIERRE           | HUGHES     | ADJ    | 8/68                   | PIERRE                                |                        |

COMMUNITIES SERVED FLUORIDATED DRINKING WATER,  
BY COUNTY AND WATER SYSTEM WITHIN STATE (AS OF 12/31/85)

## SOUTH DAKOTA

| COMMUNITY    | COUNTY      | STATUS | FLUOR<br>START<br>DATE | SYSTEM SUPPLYING<br>FLUORIDATED WATER | SOURCE SYSTEM        |
|--------------|-------------|--------|------------------------|---------------------------------------|----------------------|
| PINE RIDGE   | SHANNON     | ADJ    | /75                    | PINE RIDGE                            |                      |
| PLANKINTON   | AURORA      | NATL   |                        | PLANKINTON                            |                      |
| PLATTE       | CHARLES MIX | CONS   |                        | PLATTE                                | RANDALL III          |
| PRESHO       | LYMAN       | NATL   |                        | PRESHO                                |                      |
| PROVO        | FALL RIVER  | CONS   |                        | PROVO                                 | IGLOO WATER CO       |
| PUKWANA      | BRULE       | CONS   |                        | PUKWANA                               | AURORA-BRULE RWS     |
| QUINN        | PENNINGTON  | NATL   |                        | QUINN                                 |                      |
| RAMONA       | LAKE        | NATL   |                        | RAMONA                                |                      |
| RAPID CITY   | PENNINGTON  | ADJ    | 8/70                   | RAPID CITY                            |                      |
| RAPID VALLEY | PENNINGTON  | ADJ    | 1/76                   | RAPID VALLEY RWS                      |                      |
| RAYMOND      | CLARK       | CONS   |                        | RAYMOND                               | CLARK RWS            |
| REDFIELD     | SPINK       | NATL   |                        | REDFIELD                              |                      |
| RELIANCE     | LYMAN       | NATL   |                        | RELIANCE                              |                      |
| ROCKHAM      | FAULK       | NATL   |                        | ROCKHAM                               |                      |
| ROSCOE       | EDMUNDS     | NATL   |                        | ROSCOE                                |                      |
| SALEM        | MCCOOK      | ADJ    | 3/71                   | SALEM                                 |                      |
| SCOTLAND     | BON HOMME   | CONS   |                        | SCOTLAND                              | BON HOMME-YANKTON II |
| SELBY        | WALWORTH    | ADJ    | 5/72                   | SELBY                                 |                      |
| SINAI        | BROOKINGS   | NATL   |                        | SINAI                                 |                      |
| SIOUX FALLS  | MINNEHAHA   | ADJ    | 10/70                  | SIOUX FALLS                           |                      |
| SISSETON     | ROBERTS     | ADJ    | 4/72                   | SISSETON                              |                      |
| SPEARFISH    | LAWRENCE    | ADJ    | 11/70                  | SPEARFISH                             |                      |
| SPRINGFIELD  | BON HOMME   | ADJ    | 6/67                   | SPRINGFIELD                           |                      |
| ST FRANCIS   | TODD        | ADJ    | 1/83                   | ST FRANCIS                            |                      |

COMMUNITIES SERVED FLUORIDATED DRINKING WATER,  
BY COUNTY AND WATER SYSTEM WITHIN STATE (AS OF 12/31/85)

## SOUTH DAKOTA

| COMMUNITY          | COUNTY      | STATUS | FLUOR<br>START<br>DATE | SYSTEM SUPPLYING<br>FLUORIDATED WATER | SOURCE SYSTEM        |
|--------------------|-------------|--------|------------------------|---------------------------------------|----------------------|
| STICKNEY           | AURORA      | CONS   |                        | STICKNEY                              | AURORA-BRULE RWS     |
| STRAITFORD         | BROWN       | NATL   |                        | STRAITFORD                            |                      |
| STURGIS            | MEADE       | ADJ    | 12/70                  | STURGIS                               |                      |
| TABOR              | BON HOMME   | CONS   |                        | TABOR                                 | BON HOMME-YANKTON II |
| TEA                | LINCOLN     | CONS   |                        | TEA                                   | LINCOLN CO RWS       |
| TIMBER LAKE        | DEWEY       | ADJ    | 6/76                   | TIMBER LAKE                           |                      |
| TORONTO            | DEUEL       | ADJ    | 5/77                   | BROOKINGS-DEUEL RWS                   |                      |
| TRIPP              | HUTCHINSON  | NATL   |                        | TRIPP                                 |                      |
| TULARE             | SPINK       | NATL   |                        | TULARE                                |                      |
| TYNDALL            | BON HOMME   | ADJ    | 7/73                   | TYNDALL                               |                      |
| UTICA              | YANKTON     | CONS   |                        | UTICA                                 | BON HOMME YANKTON I  |
| VALLEY SPRINGS     | MINNEHAHA   | ADJ    | 10/73                  | VALLEY SPRINGS                        |                      |
| VIBORG             | TURNER      | ADJ    | 3/77                   | VIBORG                                |                      |
| VILAS              | MINER       | ADJ    | 1/81                   | KINGBROOK III RWS                     |                      |
| VIRGIL             | BEADLE      | NATL   |                        | VIRGIL                                |                      |
| VOLGA              | BROOKINGS   | ADJ    | 4/72                   | VOLGA                                 |                      |
| VOLIN              | YANKTON     | CONS   |                        | VOLIN                                 | BON HOMME YANKTON I  |
| WAGNER             | CHARLES MIX | CONS   |                        | WAGNER                                | RANDALL I & II RWS   |
| WALL               | PENNINGTON  | NATL   |                        | WALL                                  |                      |
| WATERTOWN          | CODINGTON   | ADJ    | 9/53                   | WATERTOWN                             |                      |
| WAUBAY             | DAY         | ADJ    | 10/74                  | WAUBAY                                |                      |
| WEBSTER            | DAY         | ADJ    | 1/70                   | WEBSTER                               |                      |
| WENTWORTH          | LAKE        | CONS   |                        | WENTWORTH                             | BIG SIOUX RWS        |
| WESSINGTON SPRINGS | JERAULD     | ADJ    | 5/66                   | WESSINGTON SPRINGS                    |                      |

COMMUNITIES SERVED FLUORIDATED DRINKING WATER,  
 BY COUNTY AND WATER SYSTEM WITHIN STATE (AS OF 12/31/85)

## SOUTH DAKOTA

| COMMUNITY   | COUNTY    | STATUS | FLUOR<br>START<br>DATE | SYSTEM SUPPLYING<br>FLUORIDATED WATER | SOURCE SYSTEM        |
|-------------|-----------|--------|------------------------|---------------------------------------|----------------------|
| WHITE       | BROOKINGS | CONS   |                        | WHITE                                 | BROOKINGS-DEUEL RWS  |
| WHITE LAKE  | AURORA    | CONS   |                        | WHITE LAKE                            | AURORA-BRULE RWS     |
| WHITE RIVER | MELLETTTE | ADJ    | 1/74                   | WHITE RIVER                           |                      |
| WHITEWOOD   | LAWRENCE  | ADJ    | 9/74                   | WHITEWOOD                             |                      |
| WILMOT      | ROBERTS   | ADJ    | 12/74                  | WILMOT                                |                      |
| WINNER      | TRIPP     | ADJ    | 7/70                   | WINNER                                |                      |
| WOLSEY      | BEADLE    | CONS   |                        | WOLSEY                                | N BEADLE-S SPINK RWS |
| WOOD        | MELLETTTE | CONS   |                        | WOOD                                  | TRIPP CO RWS         |
| WOONSOCKET  | SANBORN   | ADJ    | 5/72                   | WOONSOCKET                            |                      |
| WORTHING    | LINCOLN   | NATL   |                        | WORTHING                              |                      |
| YALE        | BEADLE    | NATL   |                        | YALE                                  |                      |
| YANKTON     | YANKTON   | ADJ    | 11/70                  | YANKTON                               |                      |

COMMUNITIES SERVED FLUORIDATED DRINKING WATER,  
 BY COUNTY AND WATER SYSTEM WITHIN STATE (AS OF 12/31/85)

# TENNESSEE

| COMMUNITY    | COUNTY     | STATUS | FLUOR<br>START<br>DATE | SYSTEM SUPPLYING<br>FLUORIDATED WATER | SOURCE SYSTEM |
|--------------|------------|--------|------------------------|---------------------------------------|---------------|
| ADAMSVILLE   | MENAFRY    | ADJ    |                        | ADAMSVILLE                            |               |
| ALAMO        | CROCKETT   | ADJ    | 2/83                   | ALAMO                                 |               |
| ALCOA        | BLOUNT     | ADJ    | 5/64                   | ALCOA                                 |               |
| ARLINGTON    | SHELBY     | ADJ    | 7/68                   | ARLINGTON                             |               |
| ASHLAND CITY | CHEATHAM   | ADJ    | 3/82                   | ASHLAND CITY                          |               |
| ATHENS       | MCMINN     | ADJ    | 9/65                   | ATHENS                                |               |
| BARTLETT     | SHELBY     | ADJ    | 8/61                   | BARTLETT                              |               |
| BELLS        | CROCKETT   | ADJ    | 4/80                   | BELLS                                 |               |
| BLOOMINGDALE | SULLIVAN   | ADJ    | 3/74                   | BLOOMINGDALE                          |               |
| BOLIVAR      | HARDEMAN   | ADJ    | 3/66                   | BOLIVAR                               |               |
| BRADFORD     | GIBSON     | ADJ    | 6/81                   | BRADFORD                              |               |
| BRIGHTON     | TIPTON     | ADJ    | 7/81                   | BRIGHTON                              |               |
| BRISTOL      | SULLIVAN   | ADJ    | 7/52                   | BRISTOL                               |               |
| BROWNSVILLE  | HAYWOOD    | ADJ    | 5/51                   | BROWNSVILLE                           |               |
| BYRDSTOWN    | PICKETT    | ADJ    | 10/81                  | BYRDSTOWN                             |               |
| CAMDEN       | BENTON     | ADJ    | 8/65                   | CAMDEN                                |               |
| CARTHAGE     | SMITH      | ADJ    | 8/77                   | CARTHAGE                              |               |
| CELINA       | CLAY       | ADJ    | 8/73                   | CELINA                                |               |
| CENTERVILLE  | HICKMAN    | ADJ    | 3/82                   | CENTERVILLE                           |               |
| CLARKSVILLE  | MONTGOMERY | ADJ    | 3/60                   | CLARKSVILLE                           |               |
| CLEVELAND    | BRADLEY    | ADJ    | 3/52                   | CLEVELAND                             |               |
| CLIFTON      | WAYNE      | ADJ    | 7/66                   | CLIFTON                               |               |
| CLINTON      | ANDERSON   | ADJ    | 1/57                   | CLINTON                               |               |
| COLLIERVILLE | SHELBY     | ADJ    | 2/74                   | COLLIERVILLE                          |               |



COMMUNITIES SERVED FLUORIDATED DRINKING WATER,  
BY COUNTY AND WATER SYSTEM WITHIN STATE (AS OF 12/31/85)

## TENNESSEE

| COMMUNITY      | COUNTY     | STATUS | FLUOR<br>START<br>DATE | SYSTEM SUPPLYING<br>FLUORIDATED WATER | SOURCE SYSTEM |
|----------------|------------|--------|------------------------|---------------------------------------|---------------|
| COLUMBIA       | MAURY      | ADJ    | 6/60                   | COLUMBIA                              |               |
| COOKEVILLE     | PUTNAM     | ADJ    | 12/52                  | COOKEVILLE                            |               |
| COVINGTON      | TIPTON     | ADJ    | 1/57                   | COVINGTON                             |               |
| COWAN          | FRANKLIN   | ADJ    | 1/53                   | COWAN                                 |               |
| CROSSVILLE     | CUMBERLAND | ADJ    | 3/53                   | CROSSVILLE                            |               |
| DANDRIDGE      | JEFFERSON  | ADJ    | 10/75                  | DANDRIDGE                             |               |
| DAYTON         | RHEA       | ADJ    | /73                    | DAYTON                                |               |
| DECATUR        | MEIGS      | ADJ    | 9/67                   | DECATUR                               |               |
| DECHERD        | FRANKLIN   | ADJ    | 1/58                   | DECHERD                               |               |
| DICKSON        | DICKSON    | ADJ    | 1/67                   | DICKSON                               |               |
| DOVER          | STEWART    | ADJ    | 11/79                  | DOVER                                 |               |
| DRESDEN        | WEAKLEY    | ADJ    | 6/55                   | DRESDEN                               |               |
| DUCKTOWN       | POLK       | ADJ    | 7/84                   | COPPER BASIN UD                       |               |
| DUNLAP         | SEQUATCHIE | ADJ    | 12/66                  | DUNLAP                                |               |
| DYER           | GIBSON     | ADJ    | /79                    | DYER                                  |               |
| DYERSBURG      | DYER       | ADJ    | 3/57                   | DYERSBURG                             |               |
| ELIZABETHTON   | CARTER     | ADJ    | 6/66                   | ELIZABETHTON                          |               |
| ENGLEWOOD      | MCMINN     | ADJ    | 7/81                   | ENGLEWOOD                             |               |
| ERIN           | HOUSTON    | ADJ    | 11/67                  | ERIN                                  |               |
| ERIN           | HOUSTON    | ADJ    | 10/85                  | ERIN SPRING SYSTEM                    |               |
| ERWIN          | UNICOI     | ADJ    | 3/61                   | ERWIN                                 |               |
| ESTILL SPRINGS | FRANKLIN   | ADJ    | 10/77                  | ESTILL SPRINGS                        |               |
| ETOWAH         | MCMINN     | ADJ    | 6/66                   | ETOWAH                                |               |
| FAYETTEVILLE   | FAYETTE    | ADJ    | 6/57                   | FAYETTEVILLE                          |               |

COMMUNITIES SERVED FLUORIDATED DRINKING WATER,  
 BY COUNTY AND WATER SYSTEM WITHIN STATE (AS OF 12/31/85)

# TENNESSEE

| COMMUNITY         | COUNTY     | STATUS | FLUOR<br>START<br>DATE | SYSTEM SUPPLYING<br>FLUORIDATED WATER | SOURCE SYSTEM |
|-------------------|------------|--------|------------------------|---------------------------------------|---------------|
| FRANKLIN          | WILLIAMSON | ADJ    | 5/63                   | FRANKLIN                              |               |
| GAINESBORO        | JACKSON    | ADJ    | 12/74                  | GAINESBORO                            |               |
| GALLATIN          | SUMNER     | ADJ    | 12/57                  | GALLATIN                              |               |
| GALLOWAY          | FAYETTE    | ADJ    | 10/83                  | GALLOWAY                              |               |
| GATLINBURG        | SEVIER     | ADJ    | 8/81                   | GATLINBURG                            |               |
| GERMANTOWN        | SHELBY     | ADJ    | 4/52                   | GERMANTOWN                            |               |
| GLEASON           | WEAKLEY    | ADJ    | /73                    | GLEASON                               |               |
| GREENBRIER        | ROBERTSON  | ADJ    | 4/80                   | GREENBRIER                            |               |
| GREENEVILLE       | GREENE     | ADJ    | 3/58                   | GREENEVILLE                           |               |
| GREENFIELD        | WEAKLEY    | ADJ    | 1/77                   | GREENFIELD                            |               |
| HALLS             | LAUDERDALE | ADJ    | 8/73                   | HALLS WS                              |               |
| HARRIMAN UD       | ROANE      | ADJ    | 2/60                   | HARRIMAN UD                           |               |
| HARTSVILLE        | TROUSDALE  | ADJ    | 11/56                  | HARTSVILLE                            |               |
| HENDERSON         | CHESTER    | ADJ    | 11/67                  | HENDERSON                             |               |
| HENDERSONVILLE UD | SUMNER     | ADJ    | 5/66                   | HENDERSONVILLE UD                     |               |
| HIXSON            | HAMILTON   | ADJ    | 3/59                   | HIXSON UD                             |               |
| HOHENWALD         | LEWIS      | ADJ    | 7/66                   | HOHENWALD                             |               |
| HUMBOLDT          | GIBSON     | ADJ    | 6/63                   | HUMBOLDT                              |               |
| HUNTINGDON        | CARROLL    | ADJ    | 4/75                   | HUNTINGDON                            |               |
| HUNTLAND          | FRANKLIN   | ADJ    | 6/81                   | HUNTLAND                              |               |
| JACKSON           | MADISON    | ADJ    | 11/62                  | JACKSON                               |               |
| JAMESTOWN         | FENTRESS   | ADJ    | /74                    | JAMESTOWN                             |               |
| JASPER            | MARION     | ADJ    | 3/67                   | JASPER                                |               |
| JEFFERSON CITY    | JEFFERSON  | ADJ    | 12/66                  | JEFFERSON CITY                        |               |

COMMUNITIES SERVED FLUORIDATED DRINKING WATER,  
BY COUNTY AND WATER SYSTEM WITHIN STATE (AS OF 12/31/85)

# TENNESSEE

| COMMUNITY    | COUNTY     | STATUS | FLUOR<br>START<br>DATE | SYSTEM SUPPLYING<br>FLUORIDATED WATER | SOURCE SYSTEM |
|--------------|------------|--------|------------------------|---------------------------------------|---------------|
| JELLICO      | CAMPBELL   | ADJ    | 7/70                   | JELLICO                               |               |
| JOHNSON CITY | WASHINGTON | ADJ    | 8/61                   | JOHNSON CITY                          |               |
| KENTON       | OBION      | ADJ    | 11/84                  | KENTON                                |               |
| KINGSPORT    | SULLIVAN   | ADJ    | 6/55                   | KINGSPORT                             |               |
| KINGSTON     | ROANE      | ADJ    | 11/83                  | KINGSTON                              |               |
| KNOXVILLE    | KNOX       | ADJ    | 1/74                   | KNOXVILLE UTIL BD                     |               |
| LAFAYETTE    | MACON      | ADJ    | 10/83                  | LAFAYETTE WS                          |               |
| LAFOLLETTE   | CAMPBELL   | ADJ    | 8/57                   | LAFOLLETTE                            |               |
| LAWRENCEBURG | LAWRENCE   | ADJ    | 2/53                   | LAWRENCEBURG                          |               |
| LEBANON      | WILSON     | ADJ    | 3/56                   | LEBANON                               |               |
| LENOIR CITY  | LOUDON     | ADJ    | 6/77                   | LENOIR CITY                           |               |
| LEWISBURG    | MARSHALL   | ADJ    | 7/54                   | LEWISBURG                             |               |
| LEXINGTON    | HENDERSON  | ADJ    | 1/69                   | LEXINGTON                             |               |
| LINDEN       | PERRY      | ADJ    | 10/55                  | LINDEN                                |               |
| LIVINGSTON   | OVERTON    | ADJ    | /63                    | LIVINGSTON                            |               |
| LOBELVILLE   | PERRY      | ADJ    | 5/74                   | LOBELVILLE                            |               |
| LORETTO      | LAWRENCE   | ADJ    | 5/68                   | LORETTO                               |               |
| LOUDON       | LOUDON     | ADJ    | 5/77                   | LOUDON                                |               |
| LYNCHBURG    | MOORE      | ADJ    | 9/67                   | LYNCHBURG                             |               |
| MANCHESTER   | COFFEE     | ADJ    | 10/59                  | DUCK RIVER UTIL DIST                  |               |
| MARTIN       | WEAKLEY    | ADJ    | 6/67                   | MARTIN                                |               |
| MARYVILLE    | BLOUNT     | ADJ    | 11/58                  | MARYVILLE                             |               |
| MASON        | TIPTON     | ADJ    | 7/78                   | MASON                                 |               |
| MAURY CITY   | CROCKETT   | ADJ    | 2/82                   | MAURY CITY                            |               |

COMMUNITIES SERVED FLUORIDATED DRINKING WATER,  
BY COUNTY AND WATER SYSTEM WITHIN STATE (AS OF 12/31/85)

# TENNESSEE

| COMMUNITY        | COUNTY     | STATUS | FLUOR<br>START<br>DATE | SYSTEM SUPPLYING<br>FLUORIDATED WATER | SOURCE SYSTEM |
|------------------|------------|--------|------------------------|---------------------------------------|---------------|
| MCKENZIE         | CARROLL    | ADJ    | 2/72                   | MCKENZIE                              |               |
| MCMINNVILLE      | WARREN     | ADJ    | 6/62                   | MCMINNVILLE                           |               |
| MEDINA           | GIBSON     | ADJ    | 11/76                  | MEDINA                                |               |
| MEMPHIS          | SHELBY     | ADJ    | 2/70                   | MEMPHIS                               |               |
| MILAN            | GIBSON     | ADJ    | 3/51                   | MILAN                                 |               |
| MILLINGTON       | SHELBY     | ADJ    | 1/57                   | MILLINGTON                            |               |
| MONTEAGLE        | GRUNDY     | ADJ    | 10/80                  | MONTEAGLE PUD                         |               |
| MONTEREY         | PUTNAM     | ADJ    | 4/78                   | MONTEREY                              |               |
| MORRISTOWN       | HAMBLEN    | ADJ    | 1/76                   | MORRISTOWN                            |               |
| MOUNT PLEASANT   | MAURY      | ADJ    | 12/62                  | MOUNT PLEASANT                        |               |
| MUNFORD          | TIPTON     | ADJ    | 10/82                  | MUNFORD                               |               |
| MURFREESBORO     | RUTHERFORD | ADJ    | 5/54                   | MURFREESBORO                          |               |
| NASHVILLE        | DAVIDSON   | ADJ    | 12/53                  | METRO NASHVILLE WD                    |               |
| NEW JOHNSONVILLE | HUMPHREYS  | ADJ    | 7/66                   | NEW JOHNSONVILLE                      |               |
| NEWPORT          | COCKE      | ADJ    | 1/65                   | NEWPORT                               |               |
| NIOTA            | MCMINN     | CONS   |                        | NIOTA                                 | HIWASSEE UC   |
| NORRIS           | ANDERSON   | ADJ    | 7/69                   | NORRIS                                |               |
| OAK RIDGE        | ANDERSON   | ADJ    | 6/53                   | OAK RIDGE                             |               |
| ONEIDA           | SCOTT      | ADJ    | 2/83                   | ONEIDA                                |               |
| PARIS            | HENRY      | ADJ    | 10/52                  | PARIS                                 |               |
| PARSONS          | DECATUR    | ADJ    | 4/65                   | PARSONS                               |               |
| PIGEON FORGE     | SEVIER     | ADJ    | 8/65                   | PIGEON FORGE                          |               |
| PORTLAND         | SUMNER     | ADJ    | 8/65                   | PORTLAND                              |               |
| PULASKI          | GILES      | ADJ    | 11/68                  | PULASKI                               |               |

COMMUNITIES SERVED FLUORIDATED DRINKING WATER,  
BY COUNTY AND WATER SYSTEM WITHIN STATE (AS OF 12/31/85)

## TENNESSEE

| COMMUNITY       | COUNTY     | STATUS | FLUOR<br>START<br>DATE | SYSTEM SUPPLYING<br>FLUORIDATED WATER | SOURCE SYSTEM |
|-----------------|------------|--------|------------------------|---------------------------------------|---------------|
| PURYEAR         | HENRY      | ADJ    | 12/82                  | PURYEAR                               |               |
| RIDGELY         | LAKE       | ADJ    | 4/62                   | RIDGELY                               |               |
| RIPLEY          | LAUDERDALE | ADJ    | 9/56                   | RIPLEY                                |               |
| ROCKWOOD        | ROANE      | ADJ    | 9/59                   | ROCKWOOD                              |               |
| ROGERSVILLE     | HAWKINS    | ADJ    | 1/66                   | ROGERSVILLE                           |               |
| SAVANNAH        | HARDIN     | ADJ    | 12/69                  | SAVANNAH                              |               |
| SCOTTS HILL     | HENDERSON  | ADJ    | 2/74                   | SCOTTS HILL                           |               |
| SELMER          | MCNAIRY    | ADJ    | 11/73                  | SELMER                                |               |
| SEVIERVILLE     | SEVIER     | ADJ    | 8/65                   | SEVIERVILLE                           |               |
| SEWANEE         | FRANKLIN   | ADJ    | 7/59                   | SEWANEE UD                            |               |
| SHARON          | WEAKLEY    | ADJ    | 2/67                   | SHARON                                |               |
| SHELBYVILLE     | BEDFORD    | ADJ    | 2/55                   | SHELBYVILLE                           |               |
| SIGNAL MOUNTAIN | HAMILTON   | ADJ    | 9/52                   | TENNESSEE AMERICAN WC                 |               |
| SMITHVILLE      | DE KALB    | ADJ    | 1/69                   | SMITHVILLE                            |               |
| SMYRNA          | RUTHERFORD | ADJ    | 3/64                   | SMYRNA                                |               |
| SOMERVILLE      | FAYETTE    | ADJ    |                        | SOMERVILLE                            |               |
| SOUTH FULTON    | OBION      | ADJ    | 1/67                   | SOUTH FULTON                          |               |
| SOUTH PITTSBURG | MARION     | ADJ    | 4/60                   | SOUTH PITTSBURG                       |               |
| SPARTA          | WHITE      | ADJ    | 1/58                   | SPARTA                                |               |
| SPENCER         | VAN BUREN  | ADJ    | 9/74                   | SPENCER                               |               |
| SPRINGFIELD     | ROBERTSON  | ADJ    | 7/54                   | SPRINGFIELD                           |               |
| ST JOSEPH       | LAWRENCE   | ADJ    | 6/77                   | ST JOSEPH WS                          |               |
| SWEETWATER      | MONROE     | ADJ    | 4/70                   | SWEETWATER                            |               |
| TELLICO PLAINS  | MONROE     | ADJ    | 12/83                  | TELLICO PLAINS                        |               |

COMMUNITIES SERVED FLUORIDATED DRINKING WATER,  
 BY COUNTY AND WATER SYSTEM WITHIN STATE (AS OF 12/31/85)

# TENNESSEE

| COMMUNITY       | COUNTY    | STATUS | FLUOR<br>START<br>DATE | SYSTEM SUPPLYING<br>FLUORIDATED WATER | SOURCE SYSTEM |
|-----------------|-----------|--------|------------------------|---------------------------------------|---------------|
| TENNESSEE RIDGE | HOUSTON   | ADJ    | 7/82                   | TENNESSEE RIDGE                       |               |
| TIPTONVILLE     | LAKE      | ADJ    | 4/82                   | TIPTONVILLE                           |               |
| TRENTON         | GIBSON    | ADJ    | 1/64                   | TRENTON                               |               |
| TREZEVANT       | CARROLL   | ADJ    | 8/73                   | TREZEVANT                             |               |
| TROY            |           | ADJ    | 8/82                   | TROY                                  |               |
| TULLAHOMA       | FRANKLIN  | ADJ    | 6/60                   | DUCK RIVER UTIL DIST                  |               |
| UNION CITY      | OBION     | ADJ    | 5/53                   | UNION CITY                            |               |
| WATERTOWN       | WILSON    | ADJ    | 1/76                   | WATERTOWN                             |               |
| WAVERLY         | HUMPHREYS | ADJ    | 9/59                   | WAVERLY                               |               |
| WAYNESBORO      | WAYNE     | ADJ    | 5/64                   | WAYNESBORO                            |               |
| WHITEVILLE      |           | ADJ    | 6/82                   | WHITEVILLE                            |               |
| WHITWELL        | MARION    | ADJ    | 11/82                  | WHITWELL                              |               |
| WINCHESTER      | FRANKLIN  | ADJ    | 11/53                  | WINCHESTER                            |               |
| WOODBURY        | CANNON    | ADJ    | 6/54                   | WOODBURY                              |               |

COMMUNITIES SERVED FLUORIDATED DRINKING WATER,  
BY COUNTY AND WATER SYSTEM WITHIN STATE (AS OF 12/31/85)

# TEXAS

| COMMUNITY     | COUNTY    | STATUS | FLUOR<br>START<br>DATE | SYSTEM SUPPLYING<br>FLUORIDATED WATER | SOURCE SYSTEM    |
|---------------|-----------|--------|------------------------|---------------------------------------|------------------|
| ABERNATHY     | HALE      | NATL   |                        | ABERNATHY                             |                  |
| ADDISON       | DALLAS    | CONS   |                        | ADDISON                               | DALLAS           |
| ALAMO         | HIDALGO   | NATL   |                        | ALAMO                                 |                  |
| ALICE         | JIM WELLS | ADJ    | 1/67                   | ALICE                                 |                  |
| ALLEN         | COLLIN    | CONS   |                        | ALLEN                                 | NORTH TEXAS MWD  |
| ALPINE        | BREWSTER  | NATL   |                        | ALPINE                                |                  |
| ALTO          | CHEROKEE  | NATL   |                        | ALTO                                  |                  |
| ALVARADO      | JOHNSON   | NATL   |                        | ALVARADO                              |                  |
| ALVIN         | BRAZORIA  | NATL   |                        | ALVIN                                 |                  |
| AMARILLO      | POTTER    | NATL   |                        | AMARILLO MWS                          |                  |
| AMHERST       | LAMB      | NATL   |                        | AMHERST                               |                  |
| ANDREWS       | ANDREWS   | NATL   |                        | ANDREWS                               |                  |
| ANGLETON      | BRAZORIA  | NATL   |                        | ANGLETON                              |                  |
| ANNA          | COLLIN    | NATL   |                        | ANNA                                  |                  |
| ANTON         | HOCKLEY   | NATL   |                        | ANTON                                 |                  |
| ARANSAS PASS  | NUECES    | CONS   |                        | ARANSAS PASS                          | SAN PATRICIO MWD |
| ARLINGTON     | TARRANT   | ADJ    | /68                    | ARLINGTON                             |                  |
| ARP           | SMITH     | ADJ    | 6/85                   | ARP                                   |                  |
| AUSTIN        | TRAVIS    | ADJ    | /72                    | AUSTIN                                |                  |
| BAILEY        | FANNIN    | NATL   |                        | BAILEY                                |                  |
| BALCH SPRINGS | DALLAS    | ADJ    | 1/66                   | DALLAS                                |                  |
| BALLINGER     | RUNNELS   | ADJ    | 5/85                   | BALLINGER                             |                  |
| BALMORHEA     | REEVES    | NATL   |                        | BALMORHEA                             |                  |
| BARDWELL      | ELLIS     | NATL   |                        | BARDWELL                              |                  |

COMMUNITIES SERVED FLUORIDATED DRINKING WATER,  
BY COUNTY AND WATER SYSTEM WITHIN STATE (AS OF 12/31/85)

TEXAS

| COMMUNITY      | COUNTY     | STATUS | FLUOR<br>START<br>DATE | SYSTEM SUPPLYING<br>FLUORIDATED WATER | SOURCE SYSTEM       |
|----------------|------------|--------|------------------------|---------------------------------------|---------------------|
| BARSTOW        | WARD       | NATL   |                        | BARSTOW                               |                     |
| BARTLETT       | WILLIAMSON | NATL   |                        | BARTLETT                              |                     |
| BARTONVILLE    | DENTON     | NATL   |                        | BARTONVILLE WSC                       |                     |
| BAY CITY       | MATAGORDA  | ADJ    | 1/68                   | BAY CITY                              |                     |
| BAYTOWN        | HARRIS     | ADJ    | 9/84                   | BAYTOWN AREA WA                       |                     |
| BEAUMONT       | JEFFERSON  | ADJ    | 7/71                   | BEAUMONT                              |                     |
| BECKVILLE      | PANOLA     | NATL   |                        | BECKVILLE                             |                     |
| BEEVILLE       | BEE        | NATL   |                        | BEEVILLE                              |                     |
| BELLAIRE       | HARRIS     | CONS   |                        | BELLAIRE                              | HOUSTON             |
| BELLVUE        | CLAY       | NATL   |                        | BELLVUE                               |                     |
| BELTON         | BELL       | CONS   |                        | BELTON                                | BELL COUNTY WCID #1 |
| BENBROOK       | TARRANT    | CONS   |                        | BENBROOK                              | FORT WORTH          |
| BEVERLY HILLS  | MCLENNAN   | ADJ    | 10/72                  | WACO                                  |                     |
| BIG LAKE       | REAGAN     | NATL   |                        | BIG LAKE                              |                     |
| BISHOP         | NUECES     | NATL   |                        | BISHOP                                |                     |
| BLOOMING GROVE | NAVARRO    | NATL   |                        | BLOOMING GROVE                        |                     |
| BLUE MOUND     | TARRANT    | NATL   |                        | SAGINAW PK UTIL                       |                     |
| BLUE RIDGE     | COLLIN     | NATL   |                        | BLUE RIDGE                            |                     |
| BOERNE         | KENDALL    | NATL   |                        | BOERNE                                |                     |
| BONHAM         | FANNIN     | ADJ    |                        | BONHAM                                |                     |
| BOOKER         | LIPSCOMB   | NATL   |                        | BOOKER MWS                            |                     |
| BORGER         | HUTCHINSON | NATL   |                        | BORGER MWS                            |                     |
| BOVINA         | PARMER     | NATL   |                        | BOVINA MWS                            |                     |
| BRADY          | MCCULLOCH  | NATL   |                        | BRADY                                 |                     |



COMMUNITIES SERVED FLUORIDATED DRINKING WATER,  
BY COUNTY AND WATER SYSTEM WITHIN STATE (AS OF 12/31/85)

# TEXAS

| COMMUNITY   | COUNTY     | STATUS | FLUOR<br>START<br>DATE | SYSTEM SUPPLYING<br>FLUORIDATED WATER | SOURCE SYSTEM |
|-------------|------------|--------|------------------------|---------------------------------------|---------------|
| BRAZORIA    | BRAZORIA   | NATL   |                        | BRAZORIA CO WCID 8                    |               |
| BRAZORIA    | BRAZORIA   | NATL   |                        | BRAZORIA                              |               |
| BREMOND     | ROBERTSON  | ADJ    | 10/84                  | BREMOND                               |               |
| BRENHAM     | WASHINGTON | ADJ    | /74                    | BRENHAM                               |               |
| BROWNFIELD  | TERRY      | NATL   |                        | BROWNFIELD                            |               |
| BRYAN       | BRAZOS     | ADJ    | 1/71                   | BRYAN                                 |               |
| BUFFALO     | LEON       | ADJ    | 9/83                   | BUFFALO                               |               |
| BULLARD     | SMITH      | ADJ    | 6/85                   | BULLARD                               |               |
| BUNKER HILL | HARRIS     | NATL   |                        | BUNKER HILL                           |               |
| BURKBURNETT | WICHITA    | CONS   |                        | BURKBURNETT                           | WICHITA FALLS |
| BURKE       | ANGELINA   | NATL   |                        | BURKE WSC                             |               |
| BURLESON    | TARRANT    | CONS   |                        | BURLESON                              | FORT WORTH    |
| BURNET      | BURNET     | ADJ    | 5/81                   | BURNET                                |               |
| BYERS       | CLAY       | NATL   |                        | BYERS                                 |               |
| CACTUS      | MOORE      | NATL   |                        | CACTUS MWS                            |               |
| CALDWELL    | BURLESON   | ADJ    | 6/84                   | CALDWELL                              |               |
| CAMERON     | MILAM      | ADJ    | 7/81                   | CAMERON                               |               |
| CANADIAN    | HEMPHILL   | NATL   |                        | CANADIAN MWS                          |               |
| CANTON      | YAN ZANDT  | ADJ    | 10/85                  | CANTON                                |               |
| CANYON      | RANDALL    | NATL   |                        | CANYON MWS                            |               |
| CARROLLTON  | DALLAS     | CONS   |                        | CARROLLTON                            | DALLAS        |
| CEDAR HILL  | DALLAS     | CONS   |                        | CEDAR HILL                            | DALLAS        |
| CELINA      | COLLIN     | NATL   |                        | CELINA                                |               |
| CENTER      | SHELBY     | ADJ    | 5/82                   | CENTER                                |               |

COMMUNITIES SERVED FLUORIDATED DRINKING WATER,  
BY COUNTY AND WATER SYSTEM WITHIN STATE (AS OF 12/31/85)

# TEXAS

| COMMUNITY         | COUNTY     | STATUS | FLUOR<br>START<br>DATE | SYSTEM SUPPLYING<br>FLUORIDATED WATER | SOURCE SYSTEM       |
|-------------------|------------|--------|------------------------|---------------------------------------|---------------------|
| CHILDRESS         | CHILDRESS  | NATL   |                        | CHILDRESS                             |                     |
| CLAUDE            | ARMSTRONG  | NATL   |                        | CLAUDE MWS                            |                     |
| CLEAR LAKE SHORES | GALVESTON  | CONS   |                        | CLEAR LAKE                            | HOUSTON             |
| CLEVELAND         | LIBERTY    | NATL   |                        | CLEVELAND                             |                     |
| CLUTE             | BOSQUE     | NATL   |                        | CLUTE                                 |                     |
| COCKRELL HILL     | DALLAS     | CONS   |                        | COCKRELL HILL                         | DALLAS              |
| COLLEYVILLE       | TARRANT    | NATL   |                        | COLLEYVILLE                           |                     |
| COLORADO CITY     | MITCHELL   | NATL   |                        | COLORADO CITY                         |                     |
| COMBES            | CAMERON    | NATL   |                        | COMBES                                |                     |
| CONROE            | MONTGOMERY | ADJ    | 12/63                  | CONROE                                |                     |
| COOPER            | DELTA      | ADJ    | 12/80                  | COOPER                                |                     |
| COPPELL           | DALLAS     | CONS   |                        | COPPELL                               | DALLAS              |
| COPPERAS COVE     | CORYELL    | CONS   |                        | COPPERAS COVE                         | BELL COUNTY WCID #1 |
| CORINTH           | DENTON     | CONS   |                        | CORINTH                               | DENTON              |
| CORPUS CHRISTI    | NUECES     | ADJ    | 12/53                  | CORPUS CHRISTI                        |                     |
| CORSICANA         | NAVARRO    | ADJ    | 8/85                   | CORSICANA                             |                     |
| COVINGTON         | HILL       | NATL   |                        | COVINGTON WW                          |                     |
| CRANDALL          | KAUFMAN    | CONS   |                        | CRANDALL                              | NORTH TEXAS MWD     |
| CRAWFORD          | MCLENNAN   | NATL   |                        | CRAWFORD                              |                     |
| CROSBY            | HARRIS     | NATL   |                        | CROSBY MUD                            |                     |
| CROSBYTON         | CROSBY     | NATL   |                        | CROSBYTON                             |                     |
| CROWELL           | FOARD      | NATL   |                        | CROWELL                               |                     |
| CROWLEY           | TARRANT    | CONS   |                        | CROWLEY                               | FORT WORTH          |
| CRYSTAL CITY      | ZAVALA     | ADJ    | 3/82                   | CRYSTAL CITY                          |                     |

COMMUNITIES SERVED FLUORIDATED DRINKING WATER,  
BY COUNTY AND WATER SYSTEM WITHIN STATE (AS OF 12/31/85)

TEXAS

| COMMUNITY            | COUNTY        | STATUS | FLUOR<br>START<br>DATE | SYSTEM SUPPLYING<br>FLUORIDATED WATER | SOURCE SYSTEM |
|----------------------|---------------|--------|------------------------|---------------------------------------|---------------|
| CUERO                | DE WITT       | NATL   |                        | CUERO                                 |               |
| DALHART              | DALLAM        | NATL   |                        | DALHART                               |               |
| DALLAS               | DALLAS        | ADJ    | 1/66                   | DALLAS                                |               |
| DEAN                 | CLAY          | NATL   |                        | DEAN DALE WSC                         |               |
| DEER PARK            | HARRIS        | CONS   |                        | DEER PARK                             | HOUSTON       |
| DELL CITY            | HUDSPETH      | NATL   |                        | DELL CITY                             |               |
| DENTON               | DENTON        | ADJ    | 4/64                   | DENTON                                |               |
| DENVER CITY          | YOAKUM        | NATL   |                        | DENVER CITY                           |               |
| DESOTO               | DALLAS        | CONS   |                        | DESOTO                                | DALLAS        |
| DETROIT              | RED RIVER     | NATL   |                        | DETROIT                               |               |
| DIBOLL               | ANGELINA      | ADJ    | 6/85                   | DIBOLL                                |               |
| DICKENS              | DICKENS       | NATL   |                        | DICKENS                               |               |
| DICKINSON VILLAGE OF | CHAMBERS      | ADJ    | 6/83                   | GALVESTON COUNTY WA                   |               |
| DIMITT MWS           | CASTRO        | NATL   |                        | DIMITT MWS                            |               |
| DODD CITY            | FANNIN        | NATL   |                        | DODD CITY                             |               |
| DODSON               | COLLINGSWORTH | NATL   |                        | DODSON WW                             |               |
| DONNA                | HIDALGO       | NATL   |                        | DONNA                                 |               |
| DOUGLASSVILLE        | CASS          | NATL   |                        | DOUGLASSVILLE                         |               |
| DRISCOLL             | NUECES        | NATL   |                        | DRISCOLL                              |               |
| DUMAS                | MOORE         | NATL   |                        | DUMAS MUD                             |               |
| DUNCANVILLE          | DALLAS        | CONS   |                        | DUNCANVILLE                           | DALLAS        |
| EAGLE PASS           | MAVERICK      | NATL   |                        | EAGLE PASS                            |               |
| EARTH                | LAMB          | NATL   |                        | EARTH                                 |               |
| ECTOR                | FANNIN        | NATL   |                        | ECTOR                                 |               |

COMMUNITIES SERVED FLUORIDATED DRINKING WATER,  
 BY COUNTY AND WATER SYSTEM WITHIN STATE (AS OF 12/31/85)

TEXAS

| COMMUNITY         | COUNTY     | STATUS | FLUOR<br>START<br>DATE | SYSTEM SUPPLYING<br>FLUORIDATED WATER | SOURCE SYSTEM   |
|-------------------|------------|--------|------------------------|---------------------------------------|-----------------|
| EDCOUCH           | HIDALGO    | NATL   |                        | EDCOUCH                               |                 |
| EDGECLIFF VILLAGE | TARRANT    | CONS   |                        | EDGECLIFF VILLAGE                     | FORT WORTH      |
| EDMONDSON         | HALE       | NATL   |                        | EDMONDSON                             |                 |
| EDNA              | JACKSON    | NATL   |                        | EDNA                                  |                 |
| EL PASO           | EL PASO    | NATL   |                        | EL PASO WATER UTIL-PSB                |                 |
| ELDORADO          | SCHLEICHER | NATL   |                        | ELDORADO                              |                 |
| ELGIN             | BASTROP    | NATL   |                        | ELGIN                                 |                 |
| ELMENDORF         | BEXAR      | NATL   |                        | ELMENDORF                             |                 |
| ELSA              | HIDALGO    | NATL   |                        | ELSA                                  |                 |
| ENNIS             | ELLIS      | ADJ    | 6/67                   | ENNIS                                 |                 |
| EVANT WSC         | CORYELL    | NATL   |                        | EVANT WSC                             |                 |
| EVERMAN           | TARRANT    | CONS   |                        | EVERMAN                               | FORT WORTH      |
| FAIRFIELD         | FREESTONE  | ADJ    | 9/84                   | FAIRFIELD                             |                 |
| FAIRVIEW          | COLLIN     | CONS   |                        | FAIRVIEW                              | NORTH TEXAS MWD |
| FALLS CITY        | KARNES     | NATL   |                        | FALLS CITY                            |                 |
| FARMERS BRANCH    | DALLAS     | CONS   |                        | FARMERS BRANCH                        | DALLAS          |
| FARMERSVILLE      | COLLIN     | CONS   |                        | FARMERSVILLE                          | NORTH TEXAS MWD |
| FARWELL           | PARMER     | NATL   |                        | FARWELL MWS                           |                 |
| FATE              | ROCKWALL   | CONS   |                        | FATE                                  | NORTH TEXAS MWD |
| FERRIS            | ELLIS      | NATL   |                        | FERRIS                                |                 |
| FLORENCE          | WILLIAMSON | NATL   |                        | FLORENCE                              |                 |
| FLORESVILLE       | WILSON     | ADJ    | 5/82                   | FLORESVILLE                           |                 |
| FLOWER MOUND      | DENTON     | CONS   |                        | FLOWER MOUND                          | DALLAS          |
| FLOYDADA          | FLOYD      | NATL   |                        | FLOYDADA                              |                 |

COMMUNITIES SERVED FLUORIDATED DRINKING WATER,  
BY COUNTY AND WATER SYSTEM WITHIN STATE (AS OF 12/31/85)

# TEXAS

| COMMUNITY      | COUNTY      | STATUS | FLUOR<br>START<br>DATE | SYSTEM SUPPLYING<br>FLUORIDATED WATER | SOURCE SYSTEM   |
|----------------|-------------|--------|------------------------|---------------------------------------|-----------------|
| FOLLETT        | LIPSCOMB    | NATL   |                        | FOLLETT MWS                           |                 |
| FOREST HILL    | TARRANT     | CONS   |                        | FOREST HILL                           | FORT WORTH      |
| FORNEY         | KAUFMAN     | CONS   |                        | FORNEY                                | NORTH TEXAS MWD |
| FORSAN         | HOWARD      | NATL   |                        | FORSAN                                |                 |
| FORT HOOD      | BELL        | ADJ    | 6/63                   | BELL COUNTY WCID #1                   |                 |
| FORT WORTH     | TARRANT     | ADJ    | 12/65                  | FORT WORTH                            |                 |
| FRANKSTON      | ANDERSON    | ADJ    | 9/84                   | FRANKSTON                             |                 |
| FREDERICKSBURG | GILLESPIE   | ADJ    | 8/83                   | FREDERICKSBURG                        |                 |
| FREER WCID     | DUVAL       | NATL   |                        | FREER WCID                            |                 |
| FRIENDSWOOD    | GALVESTON   | NATL   |                        | FRIENDSWOOD                           |                 |
| FRIONA         | PARMER      | NATL   |                        | FRIONA MWS                            |                 |
| FROST          | NAVARRO     | NATL   |                        | FROST                                 |                 |
| FT BLISS       | EL PASO     | NATL   |                        | FT BLISS BIGGS ARMY AIRFIELD          |                 |
| FT GATES WSC   | CORYELL     | NATL   |                        | FT GATES WSC                          |                 |
| FT SAM HOUSTON | BEXAR       | ADJ    | /60                    | FT SAM HOUSTON                        |                 |
| FT STOCKTON    | PECOS       | NATL   |                        | FT STOCKTON                           |                 |
| GALVESTON      | GALVESTON   | CONS   |                        | GALVESTON                             | HOUSTON         |
| GANADO         | DALLAS      | NATL   |                        | GANADO                                |                 |
| GARLAND        | DALLAS      | CONS   |                        | GARLAND                               | NORTH TEXAS MWD |
| GARRETT        | ELLIS       | ADJ    | 6/67                   | ENNIS                                 |                 |
| GARRISON       | MACOGDOCHES | NATL   |                        | GARRISON                              |                 |
| GEORGE WEST    | LIVE OAK    | NATL   |                        | GEORGE WEST                           |                 |
| GHOLSON        | MCLENNAN    | NATL   |                        | GHOLSON WSC                           |                 |
| GIDDINGS       | LEE         | NATL   |                        | GIDDINGS                              |                 |

COMMUNITIES SERVED FLUORIDATED DRINKING WATER,  
BY COUNTY AND WATER SYSTEM WITHIN STATE (AS OF 12/31/85)

TEXAS

| COMMUNITY      | COUNTY       | STATUS | FLUOR<br>START<br>DATE | SYSTEM SUPPLYING<br>FLUORIDATED WATER | SOURCE SYSTEM       |
|----------------|--------------|--------|------------------------|---------------------------------------|---------------------|
| GLENN HEIGHTS  | DALLAS       | NATL   |                        | GLENN HEIGHTS                         |                     |
| GOLDSMITH      | ECTOR        | NATL   |                        | GOLDSMITH                             |                     |
| GOLDTHWAITE    | MILLS        | NATL   |                        | GOLDTHWAITE                           |                     |
| GOLIAD         | GOLIAD       | NATL   |                        | GOLIAD                                |                     |
| GONZALES       | GONZALES     | ADJ    | 12/54                  | GONZALES                              |                     |
| GOREE          | KNOX         | ADJ    | 1/81                   | NORTH CENTRAL TEXAS MWA               |                     |
| GRAND PRAIRIE  | DALLAS       | CONS   |                        | GRAND PRAIRIE                         | DALLAS              |
| GRAND SALINE   | VAN ZANDT    | NATL   |                        | GRAND SALINE                          |                     |
| GRANDFALLS     | WARD         | NATL   |                        | GRANDFALLS                            |                     |
| GRANGER        | WILLIAMSON   | NATL   |                        | GRANGER                               |                     |
| GREGORY        | SAN PATRICIO | CONS   |                        | GREGORY                               | CORPUS CHRISTI      |
| GRIFFING PARK  | JEFFERSON    | ADJ    | 8/53                   | PORT ARTHUR                           |                     |
| GROOM MWS      | CARSON       | NATL   |                        | GROOM MWS                             |                     |
| GROVES         | JEFFERSON    | ADJ    | /79                    | GROVES                                |                     |
| GRUVER         | HANSFORD     | NATL   |                        | GRUVER MWS                            |                     |
| GUNTER         | GRAYSON      | NATL   |                        | GUNTER                                |                     |
| HALE CENTER    | HALE         | NATL   |                        | HALE CENTER                           |                     |
| HALTOM CITY    | TARRANT      | CONS   |                        | HALTOM CITY (PART)                    | FORT WORTH          |
| HALTOM CITY    | JOHNSON      | NATL   |                        | HALTOM CITY (PART)                    |                     |
| HAPPY          | SWISHER      | NATL   |                        | HAPPY MWS                             |                     |
| HARKER HEIGHTS | BELL         | CONS   |                        | HARKER HEIGHTS                        | BELL COUNTY WCID #1 |
| HART           | CASTRO       | NATL   |                        | HART MWS                              |                     |
| HEMPHILL       | SABINE       | ADJ    | 12/84                  | HEMPHILL                              |                     |
| HEREFORD MWS   | DEAF SMITH   | NATL   |                        | HEREFORD MWS                          |                     |

COMMUNITIES SERVED FLUORIDATED DRINKING WATER,  
BY COUNTY AND WATER SYSTEM WITHIN STATE (AS OF 12/31/85)

TEXAS

| COMMUNITY         | COUNTY       | STATUS | FLUOR<br>START<br>DATE | SYSTEM SUPPLYING<br>FLUORIDATED WATER | SOURCE SYSTEM    |
|-------------------|--------------|--------|------------------------|---------------------------------------|------------------|
| HEWITT            | MCLENNAN     | NATL   |                        | HEWITT WC                             |                  |
| HICKORY CREEK     | HUNT         | NATL   |                        | HICKORY CREEK WSC                     |                  |
| HIGH SPRINGS      | CUSS         | ADJ    | 1/85                   | NORTHEAST TEXAS MWD                   |                  |
| HIGHLAND VILLAGE  | DENTON       | NATL   |                        | HIGHLAND VILLAGE                      |                  |
| HIGHLANDS         | HARRIS       | NATL   |                        | HCO WCID #1 HIGHLANDS                 |                  |
| HILLCREST VILLAGE | BRAZORIA     | NATL   |                        | HILLCREST VILLAGE                     |                  |
| HILLSBORO         | HILL         | NATL   |                        | HILLSBORO                             |                  |
| HITCHCOCK         | GALVESTON    | NATL   |                        | HITCHCOCK                             |                  |
| HOLLAND           | BELL         | NATL   |                        | HOLLAND                               |                  |
| HOLLIDAY          | ARCHER       | CONS   |                        | HOLLIDAY                              | WICHITA FALLS    |
| HONEY GROVE       | FANNIN       | NATL   |                        | HONEY GROVE                           |                  |
| HOUSTON           | HARRIS       | ADJ    | 2/82                   | HOUSTON                               |                  |
| HOWE              | GRAYSON      | NATL   |                        | HOWE                                  |                  |
| HUNTSVILLE        | WALKER       | ADJ    | 10/80                  | HUNTSVILLE                            |                  |
| HURST             | TARRANT      | CONS   |                        | HURST                                 | FORT WORTH       |
| HUTCHINS          | DALLAS       | CONS   |                        | HUTCHINS                              | DALLAS           |
| HUTTO             | WILLIAMSON   | NATL   |                        | HUTTO                                 |                  |
| IDALOU            | LUBBOCK      | NATL   |                        | IDALOU                                |                  |
| INGLESIDE         | SAN PATRICIO | CONS   |                        | INGLESIDE                             | SAN PATRICIO MWD |
| INGRAM            | KERR         | NATL   |                        | INGRAM WSC                            |                  |
| IRAAN             | PECOS        | NATL   |                        | IRAAN                                 |                  |
| IRVING            | DALLAS       | CONS   |                        | IRVING                                | DALLAS           |
| ITALY             | ELLIS        | NATL   |                        | ITALY                                 |                  |
| ITASCA            | HILL         | NATL   |                        | ITASCA                                |                  |

COMMUNITIES SERVED FLUORIDATED DRINKING WATER,  
BY COUNTY AND WATER SYSTEM WITHIN STATE (AS OF 12/31/85)

# TEXAS

| COMMUNITY      | COUNTY   | STATUS | FLUOR<br>START<br>DATE | SYSTEM SUPPLYING<br>FLUORIDATED WATER | SOURCE SYSTEM           |
|----------------|----------|--------|------------------------|---------------------------------------|-------------------------|
| JEFFERSON      | MARION   | ADJ    | 9/84                   | JEFFERSON                             |                         |
| KARNES CITY    | KARNES   | NATL   |                        | KARNES CITY                           |                         |
| KAUFMAN        | KAUFMAN  | CONS   |                        | KAUFMAN                               | NORTH TEXAS MWD         |
| KEENE          | JOHNSON  | NATL   |                        | KEENE                                 |                         |
| KELLER         | TARRANT  | CONS   |                        | KELLER                                | FORT WORTH              |
| KEMAH          | CHAMBERS | NATL   |                        | GALVESTON CO WCID 12                  |                         |
| KENEDY         | KARNES   | NATL   |                        | KENEDY                                |                         |
| KENNARD        | HOUSTON  | NATL   |                        | KENNARD WSC                           |                         |
| KENNEDALE      | TARRANT  | NATL   |                        | KENNEDALE                             |                         |
| KERMIT         | WINKLER  | NATL   |                        | KERMIT                                |                         |
| KERRVILLE      | KERR     | ADJ    | 6/82                   | UGRA-KERRVILLE                        |                         |
| KILGORE        | GREGG    | ADJ    | 9/84                   | KILGORE                               |                         |
| KILLEEN        | BELL     | CONS   |                        | KILLEEN                               | BELL COUNTY WCID #1     |
| KIRBYVILLE     | JASPER   | ADJ    | 1/85                   | KIRBYVILLE                            |                         |
| KNOX CITY      | KNOX     | CONS   |                        | KNOX CITY                             | NORTH CENTRAL TEXAS MWA |
| KRESS          | SWISHER  | NATL   |                        | KRESS MWS                             |                         |
| KYLE           | HAYS     | NATL   |                        | KYLE                                  |                         |
| LA VILLA       | HIDALGO  | NATL   |                        | LA VILLA                              |                         |
| LACEY-LAKEVIEW | MCLENNAN | NATL   |                        | LACEY-LAKEVIEW                        |                         |
| LACKLAND AFB   | BEXAR    | ADJ    | /58                    | LACKLAND AIR FORCE BASE               |                         |
| LADONIA        | FANNIN   | NATL   |                        | LADONIA                               |                         |
| LAKE JACKSON   | BRAZORIA | ADJ    | 3/61                   | LAKE JACKSON                          |                         |
| LAKE WORTH     | TARRANT  | CONS   |                        | LAKE WORTH                            | FORT WORTH              |
| LAKESIDE CITY  | ARCHER   | NATL   |                        | LAKESIDE CITY                         |                         |



COMMUNITIES SERVED FLUORIDATED DRINKING WATER,  
BY COUNTY AND WATER SYSTEM WITHIN STATE (AS OF 12/31/85)

# TEXAS

| COMMUNITY    | COUNTY    | STATUS | FLUOR<br>START<br>DATE | SYSTEM SUPPLYING<br>FLUORIDATED WATER | SOURCE SYSTEM       |
|--------------|-----------|--------|------------------------|---------------------------------------|---------------------|
| LAKEVIEW     | HALL      | CONS   |                        | LAKEVIEW WSC                          | PORT ARTHUR         |
| LAMARQUE     | GALVESTON | CONS   |                        | LAMARQUE                              | GALVESTON COUNTY WA |
| LAMESA       | DAWSON    | NATL   |                        | LAMESA                                |                     |
| LANCASTER    | DALLAS    | CONS   |                        | LANCASTER                             | DALLAS              |
| LAREDO       | WEBB      | NATL   |                        | LAREDO WWS                            |                     |
| LAUGHLIN AFB | VAL VERDE | ADJ    | /59                    | LAUGHLIN AIR FORCE BASE               |                     |
| LEONARD      | FANNIN    | NATL   |                        | LEONARD                               |                     |
| LEONARD      | FANNIN    | NATL   |                        | WEST LEONARD WSC                      |                     |
| LEVELLAND    | HOCKLEY   | NATL   |                        | LEVELLAND                             |                     |
| LEWISVILLE   | DENTON    | ADJ    | 10/84                  | LEWISVILLE                            |                     |
| LINCOLN PARK | DENTON    | NATL   |                        | TRAIL DUST CITY                       |                     |
| LINDEN       | CASS      | NATL   |                        | LINDEN                                |                     |
| LITTLEFIELD  | LAMB      | NATL   |                        | LITTLEFIELD                           |                     |
| LIVINGSTON   | POLK      | ADJ    | 3/84                   | LIVINGSTON REG WS (TRA)               |                     |
| LLANO        | LLANO     | ADJ    | 5/81                   | LLANO                                 |                     |
| LOCKHART     | CALDWELL  | ADJ    | 9/77                   | LOCKHART                              |                     |
| LOMETA       | LAMPASAS  | NATL   |                        | LOMETA                                |                     |
| LONE STAR    | MORRIS    | ADJ    | 1/85                   | NORTHEAST TEXAS MWD                   |                     |
| LONGVIEW     | GREGG     | ADJ    | 4/70                   | LONGVIEW                              |                     |
| LORAINÉ      | MITCHELL  | NATL   |                        | LORAINÉ                               |                     |
| LORENA WC    | MCLENNAN  | NATL   |                        | LORENA WC                             |                     |
| LORENZO      | CROSBY    | NATL   |                        | LORENZO                               |                     |
| LOTT         | FALLS     | NATL   |                        | LOTT                                  |                     |
| LUBBOCK      | LUBBOCK   | NATL   |                        | LUBBOCK                               |                     |

COMMUNITIES SERVED FLUORIDATED DRINKING WATER,  
BY COUNTY AND WATER SYSTEM WITHIN STATE (AS OF 12/31/85)

TEXAS

| COMMUNITY    | COUNTY   | STATUS | FLUOR<br>START<br>DATE | SYSTEM SUPPLYING<br>FLUORIDATED WATER | SOURCE SYSTEM   |
|--------------|----------|--------|------------------------|---------------------------------------|-----------------|
| LUCAS WSC    | COLLIN   | CONS   |                        | LUCAS WSC                             | NORTH TEXAS MWD |
| LUJUELLA     | GRAYSON  | NATL   |                        | LUJUELLA WSC                          |                 |
| LUFKIN       | ANGELINA | ADJ    | /73                    | LUFKIN                                |                 |
| LULING       | CALDWELL | ADJ    | 6/85                   | GBRA-LULING                           |                 |
| LYFORD       | WILLACY  | NATL   |                        | LYFORD                                |                 |
| LYTLE        | ATASCOSA | NATL   |                        | LYTLE                                 |                 |
| MANOR        | TRAVIS   | NATL   |                        | MANOR                                 |                 |
| MARBLE FALLS | BURNET   | ADJ    | /81                    | MARBLE FALLS                          |                 |
| MARFA        | PRESIDIO | NATL   |                        | MARFA                                 |                 |
| MARQUEZ      | LEON     | NATL   |                        | MARQUEZ                               |                 |
| MARSHALL     | HARRISON | ADJ    | 4/46                   | MARSHALL                              |                 |
| MATADOR      | MOTILEY  | NATL   |                        | MATADOR                               |                 |
| MAYPEARL     | ELLIS    | NATL   |                        | MAYPEARL                              |                 |
| MCALLEN      | HIDALGO  | NATL   |                        | MCALLEN                               |                 |
| MCCAMEY      | UPTON    | NATL   |                        | MCCAMEY                               |                 |
| MCKINNEY     | COLLIN   | CONS   |                        | MCKINNEY                              | NORTH TEXAS MWD |
| MEADOW       | TERRY    | NATL   |                        | MEADOW                                |                 |
| MELISSA      | COLLIN   | NATL   |                        | MELISSA                               |                 |
| MERCEDES     | HIDALGO  | NATL   |                        | MERCEDES                              |                 |
| MESQUITE     | DALLAS   | CONS   |                        | MESQUITE                              | NORTH TEXAS MWD |
| MIDLOTHIAN   | ELLIS    | NATL   |                        | MIDLOTHIAN                            |                 |
| MILANO       | MILAM    | NATL   |                        | MILANO WSC                            |                 |
| MILES        | RUNNELS  | NATL   |                        | MILES                                 |                 |
| MILFORD      | ELLIS    | NATL   |                        | MILFORD                               |                 |

COMMUNITIES SERVED FLUORIDATED DRINKING WATER,  
BY COUNTY AND WATER SYSTEM WITHIN STATE (AS OF 12/31/85)

# TEXAS

| COMMUNITY            | COUNTY       | STATUS | FLUOR<br>START<br>DATE | SYSTEM SUPPLYING<br>FLUORIDATED WATER | SOURCE SYSTEM   |
|----------------------|--------------|--------|------------------------|---------------------------------------|-----------------|
| MISSION              | HIDALGO      | NATL   |                        | MISSION                               |                 |
| MONAHANS             | WARD         | NATL   |                        | MONAHANS                              |                 |
| MONT BELVIEU         | CHAMBERS     | NATL   |                        | MONT BELVIEU                          |                 |
| MONTE ALTO           | HIDALGO      | NATL   |                        | MONTE ALTO W&S                        |                 |
| MURPHY               | COLLIN       | CONS   |                        | MURPHY                                | NORTH TEXAS MWD |
| NACOGDOCHES          | NACOGDOCHES  | ADJ    | 5/84                   | NACOGDOCHES                           |                 |
| NASH                 | ELLIS        | NATL   |                        | NASH FORRESTON WSC                    |                 |
| NAVASOTA             | GRIMES       | NATL   |                        | NAVASOTA                              |                 |
| NAYS                 | NAYS         | ADJ    | /81                    | MARBLE FALLS                          |                 |
| NEDERLAND            | JEFFERSON    | ADJ    | 1/67                   | NEDERLAND                             |                 |
| NEW BRAUNFELS        | COMAL        | ADJ    | 2/83                   | NEW BRAUNFELS UTIL                    |                 |
| NEW DEAL             | LUBBOCK      | NATL   |                        | NEW DEAL                              |                 |
| NEW SUMMERFIELD WSC  | CHEROKEE     | NATL   |                        | NEW SUMMERFIELD WSC                   |                 |
| NEWTON               | NETWON       | ADJ    | 5/85                   | NEWTON                                |                 |
| NOLANVILLE           | BELL         | ADJ    | 6/63                   | BELL COUNTY WCID #1                   |                 |
| NORTH RICHLAND HILLS | TARRANT      | CONS   |                        | NORTH RICHLAND HILLS                  | FORT WORTH      |
| O'BRIEN              | HASKELL      | NATL   |                        | O'BRIEN                               |                 |
| O'DONNELL            | LYNN         | NATL   |                        | O'DONNELL                             |                 |
| ODEM                 | SAN PATRICIO | CONS   |                        | ODEM                                  | CORPUS CHRISTI  |
| ODESSA               | ECTOR        | NATL   |                        | ODESSA                                |                 |
| OGLESBY              | CORYELL      | NATL   |                        | OGLESBY                               |                 |
| OLTON                | LAMB         | NATL   |                        | OLTON                                 |                 |
| ONALASKA             | POLK         | NATL   |                        | ONALASKA WSC                          |                 |
| OVILLA               | ELLIS        | NATL   |                        | OVILLA                                |                 |

COMMUNITIES SERVED FLUORIDATED DRINKING WATER,  
BY COUNTY AND WATER SYSTEM WITHIN STATE (AS OF 12/31/85)

# TEXAS

| COMMUNITY    | COUNTY       | STATUS | FLUOR<br>START<br>DATE | SYSTEM SUPPLYING<br>FLUORIDATED WATER | SOURCE SYSTEM   |
|--------------|--------------|--------|------------------------|---------------------------------------|-----------------|
| PALACIOS     | MATAGORDA    | NATL   |                        | PALACIOS                              |                 |
| PALMER       | ELLIS        | NATL   |                        | PALMER                                |                 |
| PAMPA        | GRAY         | NATL   |                        | PAMPA MWS                             |                 |
| PANTEGO      | TARRANT      | NATL   |                        | PANTEGO                               |                 |
| PARIS        | LAMAR        | ADJ    | 10/52                  | PARIS                                 |                 |
| PARKER       | COLLIN       | ADJ    | 5/82                   | NORTH TEXAS MWD                       |                 |
| PASADENA     | HARRIS       | CONS   |                        | PASADENA                              | HOUSTON         |
| PEARLAND     | BRAZORIA     | NATL   |                        | PEARLAND                              |                 |
| PECOS        | REEVES       | NATL   |                        | PECOS                                 |                 |
| PERRYTON     | OCHILTREE    | NATL   |                        | PERRYTON MWS                          |                 |
| PETERSBURG   | HALE         | NATL   |                        | PETERSBURG                            |                 |
| PFLUGERVILLE | TRAVIS       | NATL   |                        | PFLUGERVILLE                          |                 |
| PHARR        | HIDALGO      | NATL   |                        | PHARR                                 |                 |
| PHILLIPS     | HUTCHINSON   | NATL   |                        | PHILLIPS PET-PANTEX WS                |                 |
| PLAINS       | YOAKUM       | NATL   |                        | PLAINS                                |                 |
| PLAINVIEW    | HALE         | NATL   |                        | PLAINVIEW                             |                 |
| PLANO        | COLLIN       | CONS   |                        | PLANO                                 | NORTH TEXAS MWD |
| POINT        | RAINS        | NATL   |                        | POINT                                 |                 |
| PORT ARANSAS | NUECES       | ADJ    | 5/81                   | SAN PATRICIO MWD                      |                 |
| PORT ARTHUR  | JEFFERSON    | ADJ    | 8/53                   | PORT ARTHUR                           |                 |
| PORT ISABEL  | CAMERON      | NATL   |                        | CAMERON CO FWSC #1                    |                 |
| PORT LAVACA  | CALHOUN      | ADJ    | 4/83                   | GBRA-PORT LAVACA                      |                 |
| PORT NECHES  | JEFFERSON    | ADJ    | 1/66                   | PORT NECHES                           |                 |
| PORTLAND     | SAN PATRICIO | CONS   |                        | PORTLAND                              | CORPUS CHRISTI  |

COMMUNITIES SERVED FLUORIDATED DRINKING WATER,  
BY COUNTY AND WATER SYSTEM WITHIN STATE (AS OF 12/31/85)

# TEXAS

| COMMUNITY        | COUNTY    | STATUS | FLUOR<br>START<br>DATE | SYSTEM SUPPLYING<br>FLUORIDATED WATER | SOURCE SYSTEM   |
|------------------|-----------|--------|------------------------|---------------------------------------|-----------------|
| POST             | GARZA     | NATL   |                        | POST                                  |                 |
| POTH             | WILSON    | NATL   |                        | POTH                                  |                 |
| POTTSBORO        | GRAYSON   | ADJ    | 6/85                   | POTTSBORO                             |                 |
| PREMONT          | JIM WELLS | NATL   |                        | PREMONT                               |                 |
| PRESIDIO         | PRESIDIO  | NATL   |                        | PRESIDIO WSC                          |                 |
| PRINCETON        | COLLIN    | CONS   |                        | PRINCETON                             | NORTH TEXAS MWD |
| PROSPER          | COLLIN    | CONS   |                        | PROSPER                               | NORTH TEXAS MWD |
| QUITTAQUE        | BRISCOE   | NATL   |                        | QUITTAQUE MWS                         |                 |
| RALLS            | CROSBY    | NATL   |                        | RALLS                                 |                 |
| RANKIN           | UPTON     | NATL   |                        | RANKIN                                |                 |
| RAYMONDVILLE     | WILLACY   | NATL   |                        | RAYMONDVILLE                          |                 |
| RED OAK          | ELLIS     | NATL   |                        | RED OAK                               |                 |
| REESE AFB        | LUBBOCK   | ADJ    | /62                    | REESE AFB                             |                 |
| REFUGIO          | REFUGIO   | NATL   |                        | REFUGIO                               |                 |
| RENO             | LAMAR     | NATL   |                        | RENO                                  |                 |
| RICE             | ELLIS     | ADJ    | 6/67                   | ENNIS                                 |                 |
| RICHARDSON       | DALLAS    | CONS   |                        | RICHARDSON                            | NORTH TEXAS MWD |
| RICHLAND HILLS   | TARRANT   | CONS   |                        | RICHLAND HILLS                        | FORT WORTH      |
| RICHLAND HILLS   | TARRANT   | CONS   |                        | RIVER OAKS                            | FORT WORTH      |
| RICHLAND SPRINGS | SAN SABA  | NATL   |                        | RICHLAND SPRINGS                      |                 |
| RICHMOND         | BRAZORIA  | NATL   |                        | RICHMOND                              |                 |
| RIESEL           | MCLENNAN  | NATL   |                        | RIESEL                                |                 |
| RIO HONDO        | CAMERON   | NATL   |                        | RIO HONDO                             |                 |
| RIVERSIDE        | WALKER    | NATL   |                        | RIVERSIDE WSC                         |                 |

COMMUNITIES SERVED FLUORIDATED DRINKING WATER,  
BY COUNTY AND WATER SYSTEM WITHIN STATE (AS OF 12/31/85)

# TEXAS

| COMMUNITY      | COUNTY            | STATUS | FLUOR<br>START<br>DATE | SYSTEM SUPPLYING<br>FLUORIDATED WATER | SOURCE SYSTEM    |
|----------------|-------------------|--------|------------------------|---------------------------------------|------------------|
| ROANOKE        | DENTON            | NATL   |                        | ROANOKE                               |                  |
| ROBERT LEE     | COKE              | ADJ    | 8/85                   | ROBERT LEE                            |                  |
| ROBINSON       | MCLENNAN          | NATL   |                        | ROBINSON                              |                  |
| ROBSTOWN       | NUECES            | ADJ    | 10/82                  | NUECES CO WCID #3                     |                  |
| ROBY           | FISHER            | CONS   |                        | ROBY                                  | SWEETWATER       |
| ROCKPORT       | NUECES            | CONS   |                        | ROCKPORT                              | SAN PATRICIO MWD |
| ROCKWALL       | ROCKWALL          | CONS   |                        | ROCKWALL                              | NORTH TEXAS MWD  |
| ROGERS         | BELL              | NATL   |                        | ROGERS                                |                  |
| ROLLINGWOOD    | TRAVIS            | NATL   |                        | ROLLINGWOOD                           |                  |
| ROMA-LOS SAENZ | STARR             | NATL   |                        | ROMA                                  |                  |
| ROSCOE         | NOLAN             | NATL   |                        | ROSCOE                                |                  |
| ROSS WSC       | MCLENNAN          | NATL   |                        | ROSS WSC                              |                  |
| ROWLETT        | DALLAS            | CONS   |                        | ROWLETT                               | NORTH TEXAS MWD  |
| ROYSE CITY     | COLLIN / ROCKWALL | CONS   |                        | ROYSE CITY                            | NORTH TEXAS MWD  |
| RUSK           | RUSK              | ADJ    | 9/82                   | RUSK                                  |                  |
| SACHSE         | DALLAS            | CONS   |                        | SACHSE                                | NORTH TEXAS MWD  |
| SAGINAW PARK   | TARRANT           | NATL   |                        | SAGINAW PK UTIL                       |                  |
| SALADO         | BELL              | NATL   |                        | SALADO WSC                            |                  |
| SAN LEON       | GALVESTON         | NATL   |                        | SAN LEON MUD                          |                  |
| SANGINAW       | TARRANT           | CONS   |                        | SANGINAW                              | FORT WORTH       |
| SAVOY          | FANNIN            | NATL   |                        | SAVOY                                 |                  |
| SCOTLAND       | ARCHER            | CONS   |                        | SCOTLAND                              | WICHITA FALLS    |
| SEABROOK       | HARRIS            | NATL   |                        | SEABROOK                              |                  |
| SEADRIFT       | CALHOUN           | NATL   |                        | SEADRIFT                              |                  |

COMMUNITIES SERVED FLUORIDATED DRINKING WATER,  
BY COUNTY AND WATER SYSTEM WITHIN STATE (AS OF 12/31/85)

# TEXAS

| COMMUNITY     | COUNTY       | STATUS | FLUOR<br>START<br>DATE | SYSTEM SUPPLYING<br>FLUORIDATED WATER | SOURCE SYSTEM |
|---------------|--------------|--------|------------------------|---------------------------------------|---------------|
| SEAGOVILLE    | DALLAS       | CONS   |                        | SEAGOVILLE                            | DALLAS        |
| SEAGRAVES     | GAINES       | NATL   |                        | SEAGRAVES                             |               |
| SEMINOLE      | GAINES       | NATL   |                        | SEMINOLE                              |               |
| SEQUIN        | GUADALUPE    | ADJ    | /74                    | SEQUIN                                |               |
| SEYMOUR       | BAYLOR       | NATL   |                        | SEYMOUR                               |               |
| SHALLOWATER   | LUBBOCK      | NATL   |                        | SHALLOWATER                           |               |
| SHERMAN       | GRAYSON      | NATL   |                        | SHERMAN                               |               |
| SHINER        | LAVACA       | NATL   |                        | SHINER                                |               |
| SILVERTON     | BRISCOE      | NATL   |                        | SILVERTON MWS                         |               |
| SINTON        | SAN PATRICIO | NATL   |                        | SINTON                                |               |
| SLATON        | LUBBOCK      | NATL   |                        | SLATON                                |               |
| SOMERVILLE    | BROOKS       | NATL   |                        | SOMERVILLE                            |               |
| SOUTHLAKE     | TARRANT      | NATL   |                        | SOUTHLAKE                             |               |
| SOUTHMAYD     | GRAYSON      | NATL   |                        | SOUTHMAYD                             |               |
| SPEARMAN MWS  | HANSFORD     | NATL   |                        | SPEARMAN MWS                          |               |
| SPRING VALLEY | MCLENNAN     | NATL   |                        | SPRING VALLEY WSC                     |               |
| SPRINGTOWN    | PARKER       | NATL   |                        | SPRINGTOWN                            |               |
| SPUR          | DICKENS      | NATL   |                        | SPUR                                  |               |
| STAMFORD      | JONES        | ADJ    | 1/84                   | STAMFORD                              |               |
| STANTON       | MARTIN       | NATL   |                        | STANTON                               |               |
| STERLING      | STERLING     | NATL   |                        | STERLING                              |               |
| STINNETT      | HUTCHINSON   | NATL   |                        | STINNETT MWS                          |               |
| STRATFORD     | SHERMAN      | NATL   |                        | STRATFORD                             |               |
| SUDAN         | LAMB         | NATL   |                        | SUDAN                                 |               |

COMMUNITIES SERVED FLUORIDATED DRINKING WATER,  
BY COUNTY AND WATER SYSTEM WITHIN STATE (AS OF 12/31/85)

TEXAS

| COMMUNITY       | COUNTY       | STATUS | FLUOR<br>START<br>DATE | SYSTEM SUPPLYING<br>FLUORIDATED WATER | SOURCE SYSTEM       |
|-----------------|--------------|--------|------------------------|---------------------------------------|---------------------|
| SULPHUR SPRINGS | HOPKINS      | ADJ    | 1/67                   | SULPHUR SPRINGS                       |                     |
| SUNDOWN         | HOCKLEY      | NATL   |                        | SUNDOWN                               |                     |
| SUNNYVALE       | DALLAS       | CONS   |                        | SUNNYVALE                             | NORTH TEXAS MWD     |
| SUNRAY          | MOORE        | NATL   |                        | SUNRAY MWS                            |                     |
| SWEETWATER      | NOLAN        | ADJ    | 10/51                  | SWEETWATER                            |                     |
| TAFT            | SAN PATRICIO | CONS   |                        | TAFT                                  | CORPUS CHRISTI      |
| TAHOKA          | LYNN         | NATL   |                        | TAHOKA                                |                     |
| TATUM           | RUSK         | NATL   |                        | TATUM                                 |                     |
| TAYLOR          | WILLIAMSON   | NATL   |                        | TAYLOR                                |                     |
| TEMPLE          | BELL         | CONS   |                        | TEMPLE                                | BELL COUNTY WCID #1 |
| TENAHA          | SHELBY       | NATL   |                        | TENAHA                                |                     |
| TERRELL         | KAUFMAN      | ADJ    | 12/58                  | TERRELL                               |                     |
| TEXAS CITY      | GALVESTON    | CONS   |                        | TEXAS CITY                            | GALVESTON COUNTY WA |
| TEXLINE         | DALLAM       | NATL   |                        | TEXLINE                               |                     |
| TIMPSON         | SHELBY       | NATL   |                        | TIMPSON                               |                     |
| TOM BEAN        | GRAYSON      | NATL   |                        | TOM BEAN                              |                     |
| TOYAH           | REEVES       | NATL   |                        | TOYAH                                 |                     |
| TRENT           | TAYLOR       | CONS   |                        | TRENT                                 | SWEETWATER          |
| TRENTON         | FANNIN       | NATL   |                        | TRENTON                               |                     |
| TROUP           | SMITH        | NATL   |                        | TROUP                                 |                     |
| TROY            | BELL         | NATL   |                        | TROY                                  |                     |
| TULIA           | SWISHER      | NATL   |                        | TULIA MWS                             |                     |
| TURKEY          | HALL         | NATL   |                        | TURKEY MWS                            |                     |
| TYLER           | SMITH        | ADJ    | 1/52                   | TYLER                                 |                     |



COMMUNITIES SERVED FLUORIDATED DRINKING WATER,  
BY COUNTY AND WATER SYSTEM WITHIN STATE (AS OF 12/31/85)

# TEXAS

| COMMUNITY        | COUNTY    | STATUS | FLUOR<br>START<br>DATE | SYSTEM SUPPLYING<br>FLUORIDATED WATER | SOURCE SYSTEM |
|------------------|-----------|--------|------------------------|---------------------------------------|---------------|
| VALLEY MILLS     | BOSQUE    | NATL   |                        | VALLEY MILLS                          |               |
| VAN ALSTYNE      | GRAYSON   | NATL   |                        | VAN ALSTYNE                           |               |
| VAN HORN         | CULBERSON | NATL   |                        | VAN HORN                              |               |
| VICTORIA         | VICTORIA  | ADJ    | 5/85                   | VICTORIA                              |               |
| WACO             | MCLENNAN  | ADJ    | 10/72                  | WACO                                  |               |
| WAXAHACHIE       | ELLIS     | ADJ    | 3/84                   | WAXAHACHIE                            |               |
| WEATHERFORD      | PARKER    | ADJ    | 3/75                   | WEATHERFORD                           |               |
| WEINERT          | HASKELL   | NATL   |                        | WEINERT                               |               |
| WELLS            | CHEROKEE  | NATL   |                        | WELLS                                 |               |
| WEST             | MCLENNAN  | NATL   |                        | WEST                                  |               |
| WESTOVER HILLS   | TARRANT   | CONS   |                        | WESTOVER HILLS                        | FORT WORTH    |
| WHITE DEER       | CARSON    | NATL   |                        | WHITE DEER MWS                        |               |
| WHITE FACE       | COCHRAN   | NATL   |                        | WHITE FACE                            |               |
| WHITE SETTLEMENT | TARRANT   | CONS   |                        | WHITE SETTLEMENT                      | FORT WORTH    |
| WHITEWRIGHT      | GRAYSON   | NATL   |                        | WHITEWRIGHT                           |               |
| WICHITA FALLS    | WICHITA   | ADJ    | 7/73                   | WICHITA FALLS                         |               |
| WICKETT          | WARD      | NATL   |                        | WICKETT                               |               |
| WILLS POINT      | VAN ZANDT | ADJ    | 8/80                   | WILLS POINT                           |               |
| WILMER           | DALLAS    | NATL   |                        | WILMER                                |               |
| WILSON           | LYNN      | NATL   |                        | WILSON                                |               |
| WINDOM           | FANNIN    | NATL   |                        | WINDOM                                |               |
| WINDTHORST       | ARCHER    | CONS   |                        | WINDTHORST                            | WICHITA FALLS |
| WINK             | WINKLER   | NATL   |                        | WINK                                  |               |
| WOLFFORTH        | LUBBOCK   | NATL   |                        | WOLFFORTH                             |               |

COMMUNITIES SERVED FLUORIDATED DRINKING WATER,  
 BY COUNTY AND WATER SYSTEM WITHIN STATE (AS OF 12/31/85)

# TEXAS

| COMMUNITY | COUNTY   | STATUS | FLUOR<br>START<br>DATE | SYSTEM SUPPLYING<br>FLUORIDATED WATER | SOURCE SYSTEM |
|-----------|----------|--------|------------------------|---------------------------------------|---------------|
| WOODSBORO | REFUGIO  | NATL   |                        | WOODSBORO                             |               |
| WOODWAY   | MCLENNAN | NATL   |                        | WOODWAY                               |               |
| YANTIS    | WOOD     | NATL   |                        | YANTIS                                |               |
| ZAPATA    | ZAPATA   | NATL   |                        | ZAPATA CO WATERWORKS                  |               |
| ZAVALLA   | ANGELINA | NATL   |                        | ZAVALLA WCID                          |               |

COMMUNITIES SERVED FLUORIDATED DRINKING WATER,  
 BY COUNTY AND WATER SYSTEM WITHIN STATE (AS OF 12/31/85)

# UTAH

| COMMUNITY          | COUNTY     | STATUS | FLUOR<br>START<br>DATE | SYSTEM SUPPLYING<br>FLUORIDATED WATER | SOURCE SYSTEM |
|--------------------|------------|--------|------------------------|---------------------------------------|---------------|
| BALLARD            | UNITAH     | CONS   |                        | BALLARD                               | UTE TRIBAL WS |
| BALLARD            | UINTAH     | CONS   |                        | CURRAY PARK                           | UTE TRIBAL WS |
| BRIGHAM CITY       | BOX ELDER  | ADJ    | 11/66                  | BRIGHAM CITY                          |               |
| CORNISH            | CACHE      | NATL   |                        | CORNISH                               |               |
| GLENDALE           | KANE       | NATL   |                        | GLENDALE                              |               |
| HELPER             | CARBON     | ADJ    | 8/56                   | HELPER                                |               |
| MANILA             | DACGETT    | NATL   |                        | MANILA                                |               |
| MARYSVILLE         | PIUTE      | NATL   |                        | MARYSVILLE                            |               |
| MILFORD            | BEAVER     | NATL   |                        | MILFORD                               |               |
| MINERSVILLE        | BEAVER     | NATL   |                        | MINERSVILLE                           |               |
| SANTA CLARA (PART) | WASHINGTON | NATL   |                        | SANTA CLARA                           |               |
| SNOWVILLE          | BOX ELDER  | NATL   |                        | SNOWVILLE                             |               |

COMMUNITIES SERVED FLUORIDATED DRINKING WATER,  
BY COUNTY AND WATER SYSTEM WITHIN STATE (AS OF 12/31/85)

# VERMONT

| COMMUNITY        | COUNTY     | STATUS | FLUOR<br>START<br>DATE | SYSTEM SUPPLYING<br>FLUORIDATED WATER | SOURCE SYSTEM |
|------------------|------------|--------|------------------------|---------------------------------------|---------------|
| ALBURG           | GRAND ISLE | ADJ    | 6/83                   | ALBURG                                |               |
| BARRE            | WASHINGTON | ADJ    | 7/67                   | BARRE                                 |               |
| BELLOWS FALLS    | WINDHAM    | ADJ    | 7/67                   | BELLOWS FALLS                         |               |
| BRADFORD         | ORANGE     | ADJ    | 11/71                  | BRADFORD                              |               |
| BURLINGTON       | CHITTENDEN | ADJ    | 7/52                   | BURLINGTON                            |               |
| DERBY LINE       | ORLEANS    | ADJ    | 7/58                   | DERBY LINE (INTERNATIONAL WC)         |               |
| ENOSBURG FALLS   | FRANKLIN   | ADJ    | 9/76                   | ENOSBURG FALLS                        |               |
| ESSEX JUNCTION   | CHITTENDEN | CONS   |                        | ESSEX JUNCTION                        | CHAMPLAIN WD  |
| JERICHO          | CHITTENDEN | ADJ    | 7/73                   | JERICHO                               |               |
| MIDDLEBURY       | ADDISON    | ADJ    | 1/69                   | MIDDLEBURY                            |               |
| MONTPELIER       | WASHINGTON | ADJ    | 11/67                  | MONTPELIER                            |               |
| MORRISVILLE      | LAMOILLE   | ADJ    | 9/70                   | MORRISVILLE                           |               |
| NEWPORT          | ORLEANS    | ADJ    | 1/69                   | NEWPORT                               |               |
| NORTHFIELD       | WASHINGTON | ADJ    | 8/76                   | NORTHFIELD                            |               |
| NORWICH          | WINDSOR    | ADJ    | 11/71                  | NORWICH                               |               |
| ORLEANS          | ORLEANS    | ADJ    | 1/69                   | ORLEANS                               |               |
| PANTON           | ADDISON    | ADJ    | 12/73                  | PANTON                                |               |
| PLAINFIELD       | WASHINGTON | ADJ    | 4/80                   | PLAINFIELD                            |               |
| POULTNEY         | RUTLAND    | ADJ    | 6/84                   | POULTNEY                              |               |
| PROCTOR          | RUTLAND    | ADJ    | 1/63                   | PROCTOR                               |               |
| RICHMOND         | CHITTENDEN | ADJ    | 11/72                  | RICHMOND                              |               |
| RUTLAND          | RUTLAND    | ADJ    | /83                    | RUTLAND                               |               |
| SOUTH BURLINGTON | CHITTENDEN | CONS   |                        | SOUTH BURLINGTON                      | CHAMPLAIN WD  |
| SPRINGFIELD      | WINDSOR    | ADJ    | 4/75                   | SPRINGFIELD                           |               |

COMMUNITIES SERVED FLUORIDATED DRINKING WATER,  
 BY COUNTY AND WATER SYSTEM WITHIN STATE (AS OF 12/31/85)

# VERMONT

| COMMUNITY    | COUNTY     | STATUS | FLUOR<br>START<br>DATE | SYSTEM SUPPLYING<br>FLUORIDATED WATER | SOURCE SYSTEM |
|--------------|------------|--------|------------------------|---------------------------------------|---------------|
| ST ALBANS    | FRANKLIN   | ADJ    | 6/84                   | ST ALBANS                             |               |
| ST JOHNSBURY | CALEDONIA  | ADJ    | 1/69                   | ST JOHNSBURY                          |               |
| SWANTON      | FRANKLIN   | ADJ    | 8/50                   | SWANTON                               |               |
| UNDERHILL    | CHITTENDEN | ADJ    | 11/81                  | UNDERHILL                             |               |
| VERGENNES    | ADDISON    | ADJ    | 12/73                  | VERGENNES                             |               |
| WATERBURY    | WASHINGTON | ADJ    | 11/68                  | WATERBURY                             |               |
| WINOOSKI     | CHITTENDEN | CONS   |                        | WINOOSKI                              | CHAMPLAIN WD  |

COMMUNITIES SERVED FLUORIDATED DRINKING WATER,  
BY COUNTY AND WATER SYSTEM WITHIN STATE (AS OF 12/31/85)

# VIRGINIA

| COMMUNITY           | COUNTY         | STATUS | FLUOR<br>START<br>DATE | SYSTEM SUPPLYING<br>FLUORIDATED WATER | SOURCE SYSTEM                  |
|---------------------|----------------|--------|------------------------|---------------------------------------|--------------------------------|
| CROZET              | ALBEMARLE      | ADJ    | 1/83                   | CROZET                                |                                |
| CULPEPER            | CULPEPER       | ADJ    | 10/65                  | CULPEPER                              |                                |
| DALE CITY           | PRINCE WILLIAM | ADJ    | 6/53                   | FAIRFAX CO WATER AUTH-POTOMAC         |                                |
| DAMASCUS            | WASHINGTON     | ADJ    | 12/75                  | WASHINGTON CO SVC AUTH                |                                |
| DANVILLE (PART)     | PITTSYLVANIA   | ADJ    | 10/53                  | DANVILLE                              |                                |
| DANVILLE (PART)     | PITTSYLVANIA   | CONS   |                        | MT CROSS ROAD                         | DANVILLE                       |
| DANVILLE (PART)     | PITTSYLVANIA   | CONS   |                        | MT HERMON                             | DANVILLE                       |
| DANVILLE (PART)     | PITTSYLVANIA   | CONS   |                        | SHERWOOD ACRES                        | DANVILLE                       |
| DANVILLE (PART)     | PITTSYLVANIA   | CONS   |                        | WESTOVER HILLS                        | DANVILLE                       |
| DANVILLE (PART)     | PITTSYLVANIA   | NATL   |                        | GLENWOOD                              |                                |
| DANVILLE (PART)     | PITTSYLVANIA   | NATL   |                        | WESTOVER MHP                          |                                |
| DAYTON              | ROCKINGHAM     | ADJ    | 11/82                  | DAYTON                                |                                |
| DUBLIN              | PULASKI        | ADJ    | 4/79                   | PULASKI CO SVC AUTH                   |                                |
| DUMFRIES            | PRINCE WILLIAM | ADJ    | 6/53                   | FAIRFAX CO WATER AUTH-POTOMAC         |                                |
| EMPORIA             | GREENSVILLE    | ADJ    | 10/78                  | EMPORIA                               |                                |
| FAIRFAX             | FAIRFAX        | ADJ    | 6/53                   | FAIRFAX, CITY                         |                                |
| FAIRLAWN            | PULASKI        | ADJ    | 4/79                   | PULASKI CO SVC AUTH                   |                                |
| FALLS CHURCH (PART) | FAIRFAX        | CONS   |                        | FALLS CHURCH (PART)                   | FAIRFAX CO WATER AUTH-OCOOQUAN |
| FALLS CHURCH (PART) | FAIRFAX        | CONS   |                        | FALLS CHURCH (PART)                   | WASHINGTON AQDI-CORPS ENG, DC  |
| FALMOUTH            | STAFFORD       | ADJ    | /83                    | ABEL LAKE                             |                                |
| FARMVILLE           | PRINCE EDWARD  | ADJ    | 4/54                   | FARMVILLE                             |                                |
| FRANCONIA           | FAIRFAX        | ADJ    | 6/53                   | FAIRFAX CO WATER AUTH-OCOOQUAN        |                                |
| FRANKLIN (PART)     | SUFFOLK        | NATL   |                        | BECK'S SUBD                           |                                |
| FRANKLIN (PART)     | FRANKLIN       | NATL   |                        | FRANKLIN                              |                                |

COMMUNITIES SERVED FLUORIDATED DRINKING WATER,  
BY COUNTY AND WATER SYSTEM WITHIN STATE (AS OF 12/31/85)

# VIRGINIA

| COMMUNITY          | COUNTY        | STATUS | FLUOR<br>START<br>DATE | SYSTEM SUPPLYING<br>FLUORIDATED WATER | SOURCE SYSTEM                |
|--------------------|---------------|--------|------------------------|---------------------------------------|------------------------------|
| FRANKLIN (PART)    | SOUTHAMPTON   | NATL   |                        | SCOTTSWOOD SUB                        |                              |
| FREDERICKSBURG     | SPOTSYLVANIA  | ADJ    | 2/53                   | FREDERICKSBURG                        |                              |
| FRIES              | GRAYSON       | ADJ    | 6/52                   | FRIES                                 |                              |
| FRONT ROYAL (PART) | WARREN        | ADJ    | 12/63                  | FRONT ROYAL                           |                              |
| FRONT ROYAL (PART) | WARREN        | CONS   |                        | SHEMANDOAH SHORES                     | FRONT ROYAL                  |
| FT BELVOIR         | FAIRFAX       | ADJ    | 6/53                   | FAIRFAX CO WATER AUTH-OCOCOQUAN       |                              |
| FT HUNT            | FAIRFAX       | ADJ    | 6/53                   | FAIRFAX CO WATER AUTH-OCOCOQUAN       |                              |
| FT LEE             | PRINCE GEORGE | CONS   |                        | FT LEE                                | APPOMATTOX RIVER AUTH (ARWA) |
| GALAX              | GALAX         | ADJ    | 9/67                   | GALAX                                 |                              |
| GATE CITY          | SCOTT         | ADJ    | 12/70                  | GATE CITY                             |                              |
| GLADE SPRING       | WASHINGTON    | ADJ    | 12/75                  | WASHINGTON CO SVC AUTH                |                              |
| GLASGOW            | ROCKBRIDGE    | ADJ    | 6/84                   | GLASGOW                               |                              |
| GLENWOOD           | PITTSYLVANIA  | ADJ    | 10/53                  | DANVILLE                              |                              |
| GORDONSVILLE       | ORANGE        | ADJ    | 12/70                  | GORDONSVILLE                          |                              |
| GREINA             | PITTSYLVANIA  | ADJ    | 7/83                   | GREINA                                |                              |
| GROVETON           | FAIRFAX       | ADJ    | 6/53                   | FAIRFAX CO WATER AUTH-OCOCOQUAN       |                              |
| GRUNDY             | BUCHANAN      | ADJ    | 1/82                   | JOHN FLANNIGAN WATER AUTH             |                              |
| HAMPTON            | HAMPTON       | ADJ    | 1/53                   | NEWPORT NEWS                          |                              |
| HARRISONBURG       | HARRISONBURG  | ADJ    | 9/55                   | HARRISONBURG                          |                              |
| HAYSIC             | DICKENSON     | ADJ    | 1/82                   | JOHN FLANNIGAN WATER AUTH             |                              |
| HILLSVILLE         | CARROLL       | ADJ    | 3/81                   | HILLSVILLE                            |                              |
| HOPEWELL           | PRINCE GEORGE | ADJ    | 6/68                   | VA AMERICAN WATERWORKS                |                              |
| HUNTINGTON         | FAIRFAX       | ADJ    | 6/53                   | FAIRFAX CO WATER AUTH-OCOCOQUAN       |                              |
| HURT               | PITTSYLVANIA  | NATL   |                        | HURT                                  |                              |

COMMUNITIES SERVED FLUORIDATED DRINKING WATER,  
BY COUNTY AND WATER SYSTEM WITHIN STATE (AS OF 12/31/85)

# VIRGINIA

| COMMUNITY         | COUNTY         | STATUS | FLUOR<br>START<br>DATE | SYSTEM SUPPLYING<br>FLUORIDATED WATER | SOURCE SYSTEM |
|-------------------|----------------|--------|------------------------|---------------------------------------|---------------|
| IRVINGTON         | LANCASTER      | NATL   |                        | IRVINGTON                             |               |
| JEFFERSON         | FAIRFAX        | ADJ    | 6/53                   | FAIRFAX CO WATER AUTH-OCOOQUAN        |               |
| KEYSVILLE         | CHARLOTTE      | ADJ    | 5/79                   | KEYSVILLE                             |               |
| KILMARNOCK (PART) | LANCASTER      | NATL   |                        | BLACK STUMP                           |               |
| KILMARNOCK (PART) | LANCASTER      | NATL   |                        | KILMARNOCK                            |               |
| LAKE BARCRAFT     | FAIRFAX        | ADJ    | 6/53                   | FAIRFAX CO WATER AUTH-OCOOQUAN        |               |
| LAWRENCEVILLE     | BRUNSWICK      | ADJ    | 3/82                   | LAWRENCEVILLE                         |               |
| LEESBURG          | LOUDOUN        | ADJ    | 12/78                  | LEESBURG                              |               |
| LEXINGTON         | ROCKBRIDGE     | ADJ    | 2/74                   | MAURY SERVICE AUTH                    |               |
| LINCOLINA         | FAIRFAX        | ADJ    | 6/53                   | FAIRFAX CO WATER AUTH-OCOOQUAN        |               |
| LORTON            | FAIRFAX        | ADJ    | 6/53                   | FAIRFAX CO WATER AUTH-OCOOQUAN        |               |
| LOUISA            | LOUISA         | ADJ    | 6/85                   | LOUISA                                |               |
| LYNCHBURG         | CAMPBELL       | ADJ    | 9/51                   | LYNCHBURG                             |               |
| MANASSAS          | PRINCE WILLIAM | ADJ    | 5/74                   | MANASSAS                              |               |
| MANASSAS PARK     | PRINCE WILLIAM | ADJ    | 5/74                   | MANASSAS                              |               |
| MANTUA            | FAIRFAX        | ADJ    | 6/53                   | FAIRFAX CO WATER AUTH-OCOOQUAN        |               |
| MARION            | SMYTH          | ADJ    | 3/76                   | MARION                                |               |
| MARTINSVILLE      | MARTINSVILLE   | ADJ    | 6/66                   | MARTINSVILLE                          |               |
| MCLEAN            | FAIRFAX        | ADJ    | 6/53                   | FAIRFAX CO WATER AUTH-OCOOQUAN        |               |
| MERRIFIELD        | FAIRFAX        | ADJ    | 6/53                   | FAIRFAX CO WATER AUTH-OCOOQUAN        |               |
| MIDDLETOWN        | FREDERICK      | ADJ    | 12/57                  | WINCHESTER                            |               |
| MT VERNON         | FAIRFAX        | ADJ    | 6/53                   | FAIRFAX CO WATER AUTH-OCOOQUAN        |               |
| NARROWS           | GILES          | ADJ    | 6/82                   | NARROWS                               |               |
| NEWINGTON         | FAIRFAX        | ADJ    | 6/53                   | FAIRFAX CO WATER AUTH-OCOOQUAN        |               |



COMMUNITIES SERVED FLUORIDATED DRINKING WATER,  
BY COUNTY AND WATER SYSTEM WITHIN STATE (AS OF 12/31/85)

# VIRGINIA

| COMMUNITY         | COUNTY         | STATUS | FLUOR<br>START<br>DATE | SYSTEM SUPPLYING<br>FLUORIDATED WATER | SOURCE SYSTEM       |
|-------------------|----------------|--------|------------------------|---------------------------------------|---------------------|
| NEWPORT NEWS      | NEWPORT NEWS   | ADJ    | 1/53                   | NEWPORT NEWS                          |                     |
| NORFOLK           | NORFOLK        | ADJ    | 8/52                   | NORFOLK                               |                     |
| NORTH PULASKI     | PULASKI        | ADJ    | 4/79                   | PULASKI CO SVC AUTH                   |                     |
| NORTH SPRINGFIELD | FAIRFAX        | ADJ    | 6/53                   | FAIRFAX CO WATER AUTH-OCOCOQUAN       |                     |
| NORTON            | WISE           | ADJ    | 8/52                   | NORTON                                |                     |
| OAKTON            | FAIRFAX        | ADJ    | 6/53                   | FAIRFAX CO WATER AUTH-OCOCOQUAN       |                     |
| ORANGE            | ORANGE         | ADJ    | 12/70                  | ORANGE                                |                     |
| PEARISBURG        | GILES          | ADJ    | 5/82                   | PEARISBURG                            |                     |
| PETERSBURG (PART) | CHESTERFIELD   | ADJ    | 11/68                  | APPOMATTOX RIVER AUTH (ARWA)          |                     |
| PETERSBURG (PART) | PETERSBURG     | ADJ    | 11/68                  | PETERSBURG                            |                     |
| PIMMIT HILLS      | FAIRFAX        | ADJ    | 6/53                   | FAIRFAX CO WATER AUTH-OCOCOQUAN       |                     |
| POQUOSON          | POQUOSON       | ADJ    | 1/53                   | NEWPORT NEWS                          |                     |
| PORTSMOUTH        | PORTSMOUTH     | NATL   |                        | PORTSMOUTH                            |                     |
| POUND             | WISE           | ADJ    | 3/68                   | POUND                                 |                     |
| PULASKI           | PULASKI        | ADJ    | 3/57                   | PULASKI                               |                     |
| QUANTICO          | PRINCE WILLIAM | ADJ    | /78                    | QUANTICO                              |                     |
| RADFORD           | RADFORD        | ADJ    | 6/59                   | RADFORD                               |                     |
| RADFORD (PART)    | PULASKI        | CONS   |                        | LAKELAND                              | PULASKI CO SVC AUTH |
| RESTON            | FAIRFAX        | ADJ    | 6/53                   | FAIRFAX CO WATER AUTH-OCOCOQUAN       |                     |
| RICHLANDS         | TAZEWELL       | ADJ    | 2/84                   | RICHLANDS                             |                     |
| RICHMOND          | RICHMOND       | ADJ    | 11/52                  | RICHMOND                              |                     |
| RIDGEWAY          | HENRY          | ADJ    | 6/82                   | HENRY CO SERV AUTH                    |                     |
| ROANOKE           | ROANOKE        | ADJ    | 12/55                  | ROANOKE CITY WA                       |                     |
| ROCKY MOUNT       | FRANKLIN       | ADJ    | 9/54                   | ROCKY MOUNT                           |                     |

COMMUNITIES SERVED FLUORIDATED DRINKING WATER,  
BY COUNTY AND WATER SYSTEM WITHIN STATE (AS OF 12/31/85)

# VIRGINIA

| COMMUNITY           | COUNTY        | STATUS | FLUOR<br>START<br>DATE | SYSTEM SUPPLYING<br>FLUORIDATED WATER | SOURCE SYSTEM |
|---------------------|---------------|--------|------------------------|---------------------------------------|---------------|
| ROSE HILL           | LEE           | ADJ    | 6/53                   | FAIRFAX CO WATER AUTH-OCOOQUAN        |               |
| RURAL RETREAT       | WYTHE         | ADJ    | 4/82                   | RURAL RETREAT                         |               |
| RUSHMERE (PART)     | ISLE OF WIGHT | NATL   |                        | RUSHMERE                              |               |
| SALEM               | ROCKBRIDGE    | ADJ    | 9/68                   | SALEM                                 |               |
| SALTVILLE           | SMYTH         | ADJ    | /84                    | SALTVILLE                             |               |
| SCOTTSVILLE         | ALBERMARLE    | ADJ    | /83                    | SCOTTSVILLE                           |               |
| SEVEN CORNER        | FAIRFAX       | ADJ    | 6/53                   | FAIRFAX CO WATER AUTH-OCOOQUAN        |               |
| SMITHFIELD (PART)   | ISLE OF WIGHT | NATL   |                        | CLYDES DALE MHP                       |               |
| SMITHFIELD (PART)   | ISLE OF WIGHT | NATL   |                        | OWENS SUBDIVISION                     |               |
| SMITHFIELD (PART)   | ISLE OF WIGHT | NATL   |                        | SMITHFIELD                            |               |
| SMITHFIELD (PART)   | ISLE OF WIGHT | NATL   |                        | SMITHFIELD MHP                        |               |
| SMITHFIELD (PART)   | ISLE OF WIGHT | NATL   |                        | THOMAS PARK COMMUNITY                 |               |
| SOUTH BOSTON        | HALIFAX       | ADJ    | 2/58                   | SOUTH BOSTON                          |               |
| SOUTH HILL          | MECKLENBURG   | ADJ    | 3/66                   | SOUTH HILL                            |               |
| SPRINGFIELD         | FAIRFAX       | ADJ    | 6/53                   | FAIRFAX CO WATER AUTH-OCOOQUAN        |               |
| STANLEY TOWN (PART) | HENRY         | ADJ    | 8/85                   | UPPER SMITH RIVER WA                  |               |
| STAUNTON            | STAUNTON      | ADJ    | 3/58                   | STAUNTON                              |               |
| STEPHENS CITY       | FREDERICK     | ADJ    | 12/57                  | WINCHESTER                            |               |
| STERLING PARK       | FAIRFAX       | ADJ    | 6/53                   | FAIRFAX, CITY                         |               |
| STEWART'S DRAFT     | AUGUSTA       | ADJ    | 9/82                   | AUGUSTA CO SYS AUTH                   |               |
| STRASBURG           | SHENANDOAH    | ADJ    | 10/83                  | STRASBURG                             |               |
| STUART              | PATRICK       | ADJ    | /82                    | STUART                                |               |
| SUFFOLK             | SUFFOLK       | NATL   |                        | HOBSON ARTESIAN WELL                  |               |
| SUFFOLK (PART)      | SUFFOLK       | NATL   |                        | CITIZENS WATER LEAGUE                 |               |

COMMUNITIES SERVED FLUORIDATED DRINKING WATER,  
BY COUNTY AND WATER SYSTEM WITHIN STATE (AS OF 12/31/85)

# VIRGINIA

| COMMUNITY              | COUNTY         | STATUS | FLUOR<br>START<br>DATE | SYSTEM SUPPLYING<br>FLUORIDATED WATER | SOURCE SYSTEM                   |
|------------------------|----------------|--------|------------------------|---------------------------------------|---------------------------------|
| SUFFOLK (PART)         | SUFFOLK        | NATL   |                        | HOBSON CIVIC                          |                                 |
| SUFFOLK (PART)         | SUFFOLK        | NATL   |                        | HOLLAND WATER CO                      |                                 |
| SUFFOLK (PART)         | SUFFOLK        | NATL   |                        | SUFFOLK                               |                                 |
| SUFFOLK (PART)         | SUFFOLK        | NATL   |                        | W N BUNCH SYSTEM                      |                                 |
| SUFFOLK (PART)         | ISLE OF WIGHT  | NATL   |                        | WINDSOR                               |                                 |
| SURRY (PART)           | SURRY          | NATL   |                        | BAILY TLR PK                          |                                 |
| SURRY (PART)           | SURRY          | NATL   |                        | SCOTLAND HEIGHTS                      |                                 |
| TANGIER (PART)         | ACCOMACK       | NATL   |                        | SOUTH END (BLACKDYE) WTR WORKS        |                                 |
| TAZEWELL               | TAZEWELL       | ADJ    | 5/67                   | TAZEWELL                              |                                 |
| TIMBERVILLE            | ROCKINGHAM     | ADJ    | /84                    | TIMBERVILLE                           |                                 |
| TRIANGLE               | PRINCE WILLIAM | ADJ    | 6/53                   | FAIRFAX CO WATER AUTH-POTOMAC         |                                 |
| TYSON CORNER           | FAIRFAX        | ADJ    | 6/53                   | FAIRFAX CO WATER AUTH-OCOCOQUAN       |                                 |
| URBANNA (PART)         | MIDDLESEX      | NATL   |                        | BARNHARD DUCKFARM                     |                                 |
| URBANNA (PART)         | MIDDLESEX      | NATL   |                        | URBANNA                               |                                 |
| VERONA                 | AUGUSTA        | ADJ    | 9/82                   | AUGUSTA CO SYS AUTH                   |                                 |
| VIENNA                 | FAIRFAX        | CONS   |                        | FALLS CHURCH (PA                      | FAIRFAX CO WATER AUTH-OCOCOQUAN |
| VINT HILL FARM STATION | FAUQUER        | ADJ    | 5/62                   | VINT' HILL FARM STATION               |                                 |
| VINTON                 | ROANOKE        | ADJ    | 12/55                  | ROANOKE CITY WA                       |                                 |
| VIRGINIA BEACH         | VIRGINIA BEACH | ADJ    | 8/52                   | NORFOLK                               |                                 |
| WARRENTON              | FAUQUER        | ADJ    | 1/64                   | WARRENTON                             |                                 |
| WARSAW (PART)          | RICHMOND       | NATL   |                        | INDIAN FIELD SUB                      |                                 |
| WARSAW (PART)          | NORTHUMBERLAND | NATL   |                        | JETTY REACH SUB                       |                                 |
| WARSAW (PART)          | RICHMOND       | NATL   |                        | WARSAW                                |                                 |
| WAYNESBORO             | AUGUSTA        | ADJ    | 2/57                   | WAYNESBORO                            |                                 |

COMMUNITIES SERVED FLUORIDATED DRINKING WATER,  
BY COUNTY AND WATER SYSTEM WITHIN STATE (AS OF 12/31/85)

# VIRGINIA

| COMMUNITY           | COUNTY         | STATUS | FLUOR<br>START<br>DATE | SYSTEM SUPPLYING<br>FLUORIDATED WATER | SOURCE SYSTEM |
|---------------------|----------------|--------|------------------------|---------------------------------------|---------------|
| WEBER CITY          | SCOTT          | ADJ    | 3/72                   | MOCCASIN GAP                          |               |
| WEST POINT (PART)   | KING WILLIAM   | NATL   |                        | WEST POINT                            |               |
| WEST POINT (PART)   | KING WILLIAM   | NATL   |                        | WESTMORELAND SUB                      |               |
| WEST SPRINGFIELD    | FAIRFAX        | ADJ    | 6/53                   | FAIRFAX CO WATER AUTH-OCOOQUAN        |               |
| WHITE STONE (PART)  | LANCASTER      | NATL   |                        | WHITE STONE                           |               |
| WICOMICO RIDGE      | NORTHUMBERLAND | NATL   |                        | WICOMICO RIDGE                        |               |
| WILLIAMSBURG        | JAMES CITY     | ADJ    | 7/66                   | WILLIAMSBURG                          |               |
| WILLIAMSBURG (PART) | JAMES CITY     | NATL   |                        | YORK RIVER STATE PARK                 |               |
| WINCHESTER          | WINCHESTER     | ADJ    | 12/57                  | WINCHESTER                            |               |
| WINDSOR (PART)      | ISLE OF WIGHT  | NATL   |                        | OAKS TERRACE PARK                     |               |
| WINDSOR (PART)      | ISLE OF WIGHT  | NATL   |                        | WHITFIELD TLR PK                      |               |
| WISE                | WISE           | ADJ    | 9/65                   | WISE TOWN                             |               |
| WOLFTRAP            | FAIRFAX        | ADJ    | 6/53                   | FAIRFAX CO WATER AUTH-OCOOQUAN        |               |
| WOODBIDGE           | PRINCE WILLIAM | ADJ    | 6/53                   | FAIRFAX CO WATER AUTH-POTOMAC         |               |
| WOODSTOCK           | SHENANDOAH     | ADJ    | 4/79                   | SHENANDOAH CO SANITATION AUTH         |               |
| WYTHEVILLE          | WYTHE          | ADJ    | 12/63                  | WYTHEVILLE                            |               |

COMMUNITIES SERVED FLUORIDATED DRINKING WATER,  
BY COUNTY AND WATER SYSTEM WITHIN STATE (AS OF 12/31/85)

# WASHINGTON

| COMMUNITY         | COUNTY    | STATUS | FLUOR<br>START<br>DATE | SYSTEM SUPPLYING<br>FLUORIDATED WATER | SOURCE SYSTEM |
|-------------------|-----------|--------|------------------------|---------------------------------------|---------------|
| ANACORTES         | SKAGIT    | ADJ    | 4/63                   | ANACORTES                             |               |
| BATTLE GROUND     | CLARK     | ADJ    | 2/63                   | BATTLE GROUND WD                      |               |
| BELLEVUE          | KING      | CONS   |                        | BELLEVUE                              | SEATTLE WD    |
| BOTHELL           | KING      | CONS   |                        | BOTHELL                               | SEATTLE WD    |
| BUCODA            | THURSTON  | ADJ    | 6/67                   | BUCODA WD                             |               |
| CAMAS             | CLARK     | ADJ    | 8/66                   | CAMAS MUN WATER & SEWER               |               |
| CATHLAMET         | WAHKIAKUM | ADJ    | 10/57                  | CATHLAMET WD                          |               |
| CENTRALIA         | LEWIS     | ADJ    | 7/59                   | CENTRALIA WD                          |               |
| CHEHALIS          | LEWIS     | ADJ    | 5/67                   | CHEHALIS WD                           |               |
| CHENEY            | SPOKANE   | ADJ    | 6/74                   | CHENEY                                |               |
| CLARKSTON         | ASOTIN    | NATL   |                        | CLARKSTON                             |               |
| COULEE DAM(PART.) | OKANOGAN  | ADJ    | 3/56                   | COULEE DAM EAST                       |               |
| COWLITZ CO PUD    | COWLITZ   | CONS   |                        | COWLITZ CO PUD                        | LONGVIEW      |
| DAVENPORT         | LINCOLN   | NATL   |                        | DAVENPORT                             |               |
| DUVALL            | KING      | CONS   |                        | DUVALL                                | SEATTLE WD    |
| EDMONDS (PART)    | KING      | CONS   |                        | EDMONDS                               | SEATTLE WD    |
| ELECTRIC CITY     | GRANT     | NATL   |                        | ELECTRIC CITY                         |               |
| FAIRCHILD AFB     | SPOKANE   | ADJ    | 6/58                   | FAIRCHILD AFB                         |               |
| FIRCREST          | PIERCE    | ADJ    | 10/58                  | FIRCREST                              |               |
| FORKS             | CLALLAM   | ADJ    | 3/56                   | FORKS MWD                             |               |
| FORT LEWIS        | PIERCE    | ADJ    | 10/56                  | FORT LEWIS                            |               |
| KALAMA            | COWLITZ   | ADJ    | 5/64                   | KALAMA                                |               |
| KELSO             | COWLITZ   | ADJ    | 5/58                   | KELSO                                 |               |
| KENMORE           | KING      | CONS   |                        | NE LK WA SEWER & WATER                | SEATTLE WD    |

COMMUNITIES SERVED FLUORIDATED DRINKING WATER,  
BY COUNTY AND WATER SYSTEM WITHIN STATE (AS OF 12/31/85)

# WASHINGTON

| COMMUNITY           | COUNTY       | STATUS | FLUOR<br>START<br>DATE | SYSTEM SUPPLYING<br>FLUORIDATED WATER | SOURCE SYSTEM |
|---------------------|--------------|--------|------------------------|---------------------------------------|---------------|
| KENT                | KING         | ADJ    | 11/64                  | KENT WD                               |               |
| KIRKLAND            | KING         | CONS   |                        | KIRKLAND                              | SEATTLE WD    |
| LIND                | ADAMS        | NATL   |                        | LIND                                  |               |
| LONGVIEW            | COWLITZ      | ADJ    | 8/56                   | LONGVIEW                              |               |
| LYNDEN              | WHATCOM      | ADJ    | 3/65                   | LYNDEN WD                             |               |
| MABTON              | YAKIMA       | NATL   |                        | MABTON                                |               |
| MCCHORD AFB         | PIERCE       | ADJ    | 4/61                   | MCCHORD AFB                           |               |
| MERCER ISLAND       | KING         | CONS   |                        | MERCER ISLAND                         | SEATTLE WD    |
| MONTESANO           | GRAYS HARBOR | ADJ    | 11/61                  | MONTESANO                             |               |
| MOSES LAKE          | GRANT        | NATL   |                        | MOSES LAKE                            |               |
| MOUNTLAKE TERRACE   | SNOHOMISH    | ADJ    | 12/68                  | MOUNTLAKE TERRACE                     |               |
| MOXEE CITY          | YAKIMA       | NATL   |                        | MOXEE CITY                            |               |
| NORMANDY PARK       | KING         | CONS   |                        | NORMANDY PARK                         | SEATTLE WD    |
| OAK HARBOR          | ISLAND       | ADJ    | 11/55                  | OAK HARBOR                            |               |
| ODESSA              | LINCOLN      | NATL   |                        | ODESSA                                |               |
| OTHELLO             | ADAMS        | NATL   |                        | OTHELLO WD                            |               |
| PORT ORCHARD        | KITSAP       | ADJ    | 1/71                   | PORT ORCHARD WD                       |               |
| PORT ORCHARD (PART) | KITSAP       | ADJ    | 6/71                   | ANNAPOLIS WD                          |               |
| POULSBO             | KITSAP       | ADJ    | 7/59                   | POULSBO                               |               |
| PULLMAN             | WHITMAN      | ADJ    | 2/56                   | PULLMAN WD                            |               |
| RAYMOND             | PACIFIC      | ADJ    | 3/63                   | RAYMOND WD                            |               |
| REDMOND             | KING         | ADJ    | 1/76                   | REDMOND WS                            |               |
| RENTON              | KING         | ADJ    | 2/70                   | RENTON                                |               |
| RICHMOND BEACH      | KING         | CONS   |                        | KING CO WD #24                        | SEATTLE WD    |

COMMUNITIES SERVED FLUORIDATED DRINKING WATER,  
 BY COUNTY AND WATER SYSTEM WITHIN STATE (AS OF 12/31/85)

# WASHINGTON

| COMMUNITY      | COUNTY  | STATUS | FLUOR<br>START<br>DATE | SYSTEM SUPPLYING<br>FLUORIDATED WATER | SOURCE SYSTEM |
|----------------|---------|--------|------------------------|---------------------------------------|---------------|
| RITZVILLE      | ADAMS   | NATL   |                        | RITZVILLE                             |               |
| SEATTLE        | KING    | ADJ    | 2/70                   | SEATTLE WD                            |               |
| SHOREWOOD      | KING    | CONS   |                        | SHOREWOOD APTS                        | SEATTLE WD    |
| TOPPENISH      | YAKIMA  | ADJ    | 5/82                   | TOPPENISH                             |               |
| TUKWILLA       | KING    | CONS   |                        | TUKWILLA                              | SEATTLE WD    |
| UNION HILL WA  | KING    | ADJ    | 1/76                   | REDMOND WS                            |               |
| VANCOUVER      | CLARK   | ADJ    | 7/63                   | VANCOUVER                             |               |
| WARDEN         | GRANT   | NATL   |                        | WARDEN                                |               |
| WINLOCK        | LEWIS   | ADJ    | 8/66                   | WINLOCK                               |               |
| WOODLAND       | COWLITZ | ADJ    | 12/56                  | WOODLAND                              |               |
| YAKIMA (PART.) | YAKIMA  | NATL   |                        | NOB HILL WATER ASSOC                  |               |

COMMUNITIES SERVED FLUORIDATED DRINKING WATER,  
 BY COUNTY AND WATER SYSTEM WITHIN STATE (AS OF 12/31/85)

## WEST VIRGINIA

| COMMUNITY             | COUNTY     | STATUS | FLUOR<br>START<br>DATE | SYSTEM SUPPLYING<br>FLUORIDATED WATER | SOURCE SYSTEM |
|-----------------------|------------|--------|------------------------|---------------------------------------|---------------|
| ALDERSON              | GREENBRIER | ADJ    | 9/81                   | ALDERSON                              |               |
| ANHERSTDALE-ROBINETTE | LOGAN      | ADJ    | 8/84                   | BUFFALO CREEK PSD                     |               |
| ANMOORE               | HARRISON   | ADJ    | 1/54                   | CLARKSBURG                            |               |
| ATHENS                | MERCER     | ADJ    | 6/71                   | ATHENS                                |               |
| BARRACK VILLE         | MARION     | ADJ    | 10/53                  | FAIRMONT                              |               |
| BECKLEY               | RALEIGH    | ADJ    | 3/63                   | BECKLEY                               |               |
| BELLINGTON            | BARBOUR    | ADJ    | 9/83                   | BELINGTON                             |               |
| BELMONT               | PLEASANTS  | ADJ    | 10/82                  | BELMONT                               |               |
| BEVERLY               | RANDOLPH   | ADJ    | 1/84                   | BEVERLY                               |               |
| BLUEFIELD             | MERCER     | ADJ    | 7/53                   | WV WATER CO-BLUEFIELD                 |               |
| BLUEWELL              | MERCER     | ADJ    | 2/67                   | BLUEWELL PSD                          |               |
| BRIDGEPORT            | HARRISON   | ADJ    | 1/54                   | BRIDGEPORT                            |               |
| BUCKHANNON            | UPSHUR     | ADJ    | 2/65                   | BUCKHANNON                            |               |
| BUFFALO               | PUTNAM     | ADJ    | 1/85                   | BUFFALO                               |               |
| BURNSVILLE            | BRAXTON    | ADJ    | 2/80                   | BURNSVILLE                            |               |
| CAMERON               | MARSHALL   | ADJ    | 10/85                  | CAMERON                               |               |
| CEDAR GROVE           | KANAWHA    | ADJ    | 11/81                  | CEDAR GROVE                           |               |
| CEREDO                | WAYNE      | ADJ    | 4/72                   | CEREDO                                |               |
| CHAPMANVILLE          | LOGAN      | ADJ    | 11/71                  | CHAPMANVILLE                          |               |
| CHARLES TOWN          | JEFFERSON  | ADJ    | 1/83                   | CHARLES TOWN                          |               |
| CHARLESTON            | KANAWHA    | ADJ    | 4/54                   | WV WATER CO-KANAWHA                   |               |
| CHESTER               | HANCOCK    | ADJ    | 8/58                   | CHESTER                               |               |
| CLARKSBURG            | HARRISON   | ADJ    | 1/54                   | CLARKSBURG                            |               |
| CLENDENIN             | KANAWHA    | ADJ    | 1/60                   | CLENDENIN                             |               |



COMMUNITIES SERVED FLUORIDATED DRINKING WATER,  
BY COUNTY AND WATER SYSTEM WITHIN STATE (AS OF 12/31/85)

## WEST VIRGINIA

| COMMUNITY         | COUNTY     | STATUS | FLUOR<br>START<br>DATE | SYSTEM SUPPLYING<br>FLUORIDATED WATER | SOURCE SYSTEM |
|-------------------|------------|--------|------------------------|---------------------------------------|---------------|
| COWEN             | WEBSTER    | ADJ    | 9/82                   | COWEN PSD                             |               |
| CRAIGSVILLE       | NICHOLAS   | ADJ    | 1/83                   | CRAIGSVILLE                           |               |
| DUNBAR            | KANAWHA    | ADJ    | 4/54                   | WV WATER CO-KANAWHA                   |               |
| ELIZABETH         | WIRT       | ADJ    | 7/84                   | ELIZABETH                             |               |
| ELKINS            | RANDOLPH   | ADJ    | 3/59                   | ELKINS                                |               |
| FAIRMONT          | MARION     | ADJ    | 10/53                  | FAIRMONT                              |               |
| FAYETTEVILLE      | FAYETTE    | ADJ    | 8/62                   | FAYETTEVILLE                          |               |
| FLATWOODS         | BRAXTON    | ADJ    | 4/74                   | FLATWOODS CANOE RUN PSD               |               |
| GASSAWAY          | BRAXTON    | ADJ    | 12/79                  | WV WATER CO-GASSAWAY                  |               |
| GAULEY BRIDGE     | FAYETTE    | ADJ    | 12/82                  | KANAWHA FALLS PSD                     |               |
| GLEN DALE         | MARSHALL   | ADJ    | 9/84                   | GLEN DALE                             |               |
| GLENVILLE         | GILMER     | ADJ    | 9/58                   | GLENVILLE                             |               |
| GRAFTON           | TAYLOR     | ADJ    | 6/59                   | GRAFTON                               |               |
| GRANT TOWN        | MARION     | ADJ    | 10/53                  | FAIRMONT                              |               |
| GRANTSVILLE       | CALHOUN    | ADJ    | 1/58                   | GRANTSVILLE                           |               |
| GRANVILLE         | MONONGALIA | ADJ    | 2/61                   | MORGANTOWN                            |               |
| HAMLIN            | LINCOLN    | ADJ    | 4/80                   | WV WATER CO-HAMLIN                    |               |
| HANDLEY           | FAYETTE    | ADJ    | 2/61                   | WV WATER CO-MONTGOMERY                |               |
| HARRISVILLE       | RITCHIE    | ADJ    | 1/74                   | HARRISVILLE                           |               |
| HEDGESVILLE       | BERKELEY   | ADJ    | 5/83                   | HEDGESVILLE                           |               |
| HENDERSON         | MASON      | ADJ    | 12/62                  | POINT PLEASANT                        |               |
| HOOVERSON HTS PSD | BROOKE     | ADJ    | 3/66                   | HOOVERSON HTS PSD                     |               |
| HUNTINGTON        | CABELL     | ADJ    | 3/53                   | HUNTINGTON                            |               |
| HURRICANE         | PUTNAM     | ADJ    | 11/57                  | HURRICANE                             |               |

COMMUNITIES SERVED FLUORIDATED DRINKING WATER,  
BY COUNTY AND WATER SYSTEM WITHIN STATE (AS OF 12/31/85)

## WEST VIRGINIA

| COMMUNITY    | COUNTY     | STATUS | FLUOR<br>START<br>DATE | SYSTEM SUPPLYING<br>FLUORIDATED WATER | SOURCE SYSTEM |
|--------------|------------|--------|------------------------|---------------------------------------|---------------|
| HUTTONSVILLE | RANDOLPH   | ADJ    | 4/79                   | MILL CREEK                            |               |
| JANE LEW     | LEWIS      | ADJ    | 10/62                  | JANE LEW                              |               |
| KERMIT       | MINGO      | ADJ    | 11/80                  | KERMIT                                |               |
| KEYSER       | MINERAL    | ADJ    | 9/84                   | KEYSER                                |               |
| KEYSTONE     | MCDOWELL   | ADJ    | 5/55                   | NORTHFORK                             |               |
| KINGWOOD     | PRESTON    | ADJ    | 5/67                   | KINGWOOD                              |               |
| LEWISBURG    | GREENBRIER | ADJ    | 11/65                  | LEWISBURG                             |               |
| LOGAN        | LOGAN      | ADJ    | 5/53                   | LOGAN                                 |               |
| LJBECK       | WOOD       | ADJ    | 3/63                   | LJBECK PSD                            |               |
| MADISON      | BOONE      | ADJ    | 12/77                  | WV WATER CO-MADISON                   |               |
| MAN          | LOGAN      | ADJ    | 9/59                   | MAN                                   |               |
| MANNINGTON   | MARION     | ADJ    | 4/84                   | MANNINGTON                            |               |
| MARLINTON    | POCAHONTAS | ADJ    | 5/84                   | MARLINTON                             |               |
| MARMET       | KANAWHA    | ADJ    | 4/54                   | WV WATER CO-KANAWHA                   |               |
| MARTINSBURG  | BERKELEY   | ADJ    | 2/54                   | MARTINSBURG                           |               |
| MASON        | MASON      | ADJ    | /83                    | MASON                                 |               |
| MASONTOWN    | PRESTON    | ADJ    | 2/82                   | MASONTOWN                             |               |
| MATEWAN      | MINGO      | ADJ    | 2/53                   | MATEWAN                               |               |
| MIDDLEBOURNE | TYLER      | ADJ    | 8/80                   | MIDDLEBOURNE                          |               |
| MILL CREEK   | RANDOLPH   | ADJ    | 4/79                   | MILL CREEK                            |               |
| MILTON       | CABELL     | ADJ    | 4/62                   | MILTON                                |               |
| MONONGAH     | MARION     | ADJ    | 11/84                  | MONONGAH                              |               |
| MONTGOMERY   | FAYETTE    | ADJ    | 2/61                   | WV WATER CO-MONTGOMERY                |               |
| MORGANTOWN   | MONONGALIA | ADJ    | 2/61                   | MORGANTOWN                            |               |

COMMUNITIES SERVED FLUORIDATED DRINKING WATER,  
BY COUNTY AND WATER SYSTEM WITHIN STATE (AS OF 12/31/85)

## WEST VIRGINIA

| COMMUNITY      | COUNTY     | STATUS | FLUOR<br>START<br>DATE | SYSTEM SUPPLYING<br>FLUORIDATED WATER | SOURCE SYSTEM |
|----------------|------------|--------|------------------------|---------------------------------------|---------------|
| MOUNDSVILLE    | MARSHALL   | ADJ    | 5/84                   | MOUNDSVILLE                           |               |
| MULLENS        | WYOMING    | ADJ    | 6/85                   | MULLENS                               |               |
| NEW CUMBERLAND | HANCOCK    | ADJ    | 3/83                   | NEW CUMBERLAND                        |               |
| NEW HAVEN      | MASON      | ADJ    | 3/84                   | NEW HAVEN                             |               |
| NITRO          | KANAWHA    | ADJ    | 4/54                   | WV WATER CO-KANAWHA                   |               |
| NORTHFORK      | MCDOWELL   | ADJ    | 5/55                   | NORTHFORK                             |               |
| NUTTER FORT    | HARRISON   | ADJ    | 1/54                   | CLARKSBURG                            |               |
| OAK HILL       | FAYETTE    | ADJ    | 11/61                  | WV WATER CO-OAK HILL                  |               |
| OCEANA         | WYOMING    | ADJ    | 6/71                   | OCEANA                                |               |
| OSAGE          | MONONGALIA | ADJ    | 2/61                   | MORGANTOWN                            |               |
| PARKERSBURG    | WOOD       | ADJ    | 1/57                   | PARKERSBURG                           |               |
| PENNSBORO      |            | ADJ    | 5/84                   | PENNSBORO                             |               |
| PETERSBURG     | GRANT      | ADJ    | 3/68                   | PETERSBURG                            |               |
| PETERSTOWN     | MONROE     | ADJ    | 9/65                   | RED SULPHUR PSD                       |               |
| PHILIPPI       | BARBOUR    | ADJ    | 5/64                   | PHILIPPI                              |               |
| POINT PLEASANT | MASON      | ADJ    | 12/62                  | POINT PLEASANT                        |               |
| PRATT          | KANAWHA    | ADJ    | 2/83                   | PRATT                                 |               |
| PRINCETON      | MERCER     | ADJ    | 1/54                   | WV WATER CO-PRINCETON                 |               |
| RAVENSWOOD     | JACKSON    | ADJ    | 11/80                  | RAVENSWOOD                            |               |
| RICHWOOD       | NICHOLAS   | ADJ    | 2/76                   | RICHWOOD                              |               |
| RIPLEY         | JACKSON    | ADJ    | 3/51                   | RIPLEY                                |               |
| ROMNEY         | HAMPSHIRE  | ADJ    | 2/71                   | ROMNEY                                |               |
| RONCEVERTE     | GREENBRIER | ADJ    | 12/67                  | RONCEVERTE                            |               |
| SALEM          | HARRISON   | ADJ    | 9/84                   | SALEM                                 |               |

COMMUNITIES SERVED FLUORIDATED DRINKING WATER,  
BY COUNTY AND WATER SYSTEM WITHIN STATE (AS OF 12/31/85)

## WEST VIRGINIA

| COMMUNITY       | COUNTY     | STATUS | FLUOR<br>START<br>DATE | SYSTEM SUPPLYING<br>FLUORIDATED WATER | SOURCE SYSTEM |
|-----------------|------------|--------|------------------------|---------------------------------------|---------------|
| SHEPHERDSTOWN   | JEFFERSON  | ADJ    | 5/74                   | SHEPHERDSTOWN                         |               |
| SHINNSTON       | HARRISON   | ADJ    | 4/82                   | SHINNSTON                             |               |
| SISTERSVILLE    | TYLER      | ADJ    | 6/53                   | SISTERSVILLE                          |               |
| SPENCER         | ROANE      | ADJ    | 3/82                   | SPENCER                               |               |
| ST ALBANS       | KANAWHA    | ADJ    | 2/66                   | ST ALBANS                             |               |
| ST MARYS        | PLEASANTS  | ADJ    | 10/66                  | ST MARYS                              |               |
| STAR CITY       | MONONGALIA | ADJ    | 2/61                   | MORGANTOWN                            |               |
| STONEWOOD       | HARRISON   | ADJ    | 1/54                   | CLARKSBURG                            |               |
| SUGAR CREEK PSD | BRAXTON    | ADJ    | 4/68                   | SUGAR CREEK PSD                       |               |
| SUMMERSVILLE    | NICHOLAS   | ADJ    | 10/62                  | SUMMERSVILLE                          |               |
| SUTTON          | BRAXTON    | ADJ    | 11/79                  | WV WATER CO-SUTTON                    |               |
| UNION           | MONROE     | ADJ    | 4/70                   | UNION                                 |               |
| VIENNA          | WOOD       | ADJ    | 3/61                   | VIENNA                                |               |
| WAYNE           | WAYNE      | ADJ    | 4/57                   | WAYNE                                 |               |
| WEIRTON         | BROOKE     | ADJ    | 4/51                   | WEIRTON                               |               |
| WELCH           | MCDOWELL   | ADJ    | 5/54                   | WELCH                                 |               |
| WELLSBURG       | BROOKE     | ADJ    | 12/58                  | WELLSBURG                             |               |
| WEST HAMLIN     | LINCOLN    | ADJ    | 6/71                   | WEST HAMLIN                           |               |
| WEST UNION      | DODDRIDGE  | ADJ    | 10/67                  | WEST UNION                            |               |
| WESTON          | LEWIS      | ADJ    | 12/82                  | WV WATER/WESTON                       |               |
| WESTOVER        | MONONGALIA | ADJ    | 2/61                   | MORGANTOWN                            |               |
| WHEELING        | OHIO       | ADJ    | 9/50                   | WHEELING                              |               |
| WILLIAMSON      | MINGO      | ADJ    | 4/53                   | WILLIAMSON                            |               |
| WILLIAMSTOWN    | WOOD       | ADJ    | 7/52                   | WILLIAMSTOWN                          |               |

COMMUNITIES SERVED FLUORIDATED DRINKING WATER,  
 BY COUNTY AND WATER SYSTEM WITHIN STATE (AS OF 12/31/85)

**WEST VIRGINIA**

| COMMUNITY | COUNTY  | STATUS | FLUOR<br>START<br>DATE | SYSTEM SUPPLYING<br>FLUORIDATED WATER | SOURCE SYSTEM |
|-----------|---------|--------|------------------------|---------------------------------------|---------------|
| WINFIELD  | PUJINAM | ADJ    | 12/85                  | WINFIELD                              |               |

COMMUNITIES SERVED FLUORIDATED DRINKING WATER,  
BY COUNTY AND WATER SYSTEM WITHIN STATE (AS OF 12/31/85)

# WISCONSIN

| COMMUNITY              | COUNTY      | STATUS | FLUOR<br>START<br>DATE | SYSTEM SUPPLYING<br>FLUORIDATED WATER | SOURCE SYSTEM |
|------------------------|-------------|--------|------------------------|---------------------------------------|---------------|
| ABBOTSFORD             | CLARK       | ADJ    | 10/66                  | ABBOTSFORD                            |               |
| ALBANY                 | GREEN       | ADJ    | 2/63                   | ALBANY                                |               |
| ALGOMA                 | KEWAUNEE    | NATL   |                        | ALGOMA                                |               |
| ALGOMA (PART)          | KEWAUNEE    | NATL   |                        | LAKEVIEW MH COURT                     |               |
| ALLOUEZ                | BROWN       | NATL   |                        | ALLOUEZ                               |               |
| ALMA                   | BUFFALO     | ADJ    | 3/52                   | ALMA                                  |               |
| AMERY                  | POLK        | ADJ    | 2/52                   | AMERY                                 |               |
| ANTIGO                 | LANGLADE    | ADJ    | 8/65                   | ANTIGO                                |               |
| APPLETON               | OUTAGAMIE   | ADJ    | 10/50                  | APPLETON                              |               |
| APPLETON (PART)        | OUTAGAMIE   | NATL   |                        | CIRCLE ACRES                          |               |
| APPLETON (PART)        | OUTAGAMIE   | NATL   |                        | VAN HANDELS MHP #2                    |               |
| APPLETON (PART)        | OUTAGAMIE   | NATL   |                        | BLJEMOUND VILLA APTS #2               |               |
| ARCADIA                | TREMPEALEAU | ADJ    | 1/68                   | ARCADIA                               |               |
| ARLINGTON              | COLUMBIA    | ADJ    | 2/67                   | ARLINGTON                             |               |
| ASHLAND                | ASHLAND     | ADJ    | 10/49                  | ASHLAND                               |               |
| ASHWAUBENON            | BROWN       | NATL   |                        | ASHWAUBENON                           |               |
| ATHENS                 | MARATHON    | ADJ    | /72                    | ATHENS                                |               |
| AVOCA                  | IOWA        | ADJ    | 3/72                   | AVOCA                                 |               |
| BAILEY'S HARBOR (PART) | DOOR        | NATL   |                        | BAILEY'S HARBOR YACHT CLUB            |               |
| BALSAM LAKE            | POLK        | ADJ    | 11/66                  | BALSAM LAKE                           |               |
| BARABOO                | SAUK        | ADJ    | 5/49                   | BARABOO                               |               |
| BARNEVELD              | IOWA        | ADJ    | 4/65                   | BARNEVELD                             |               |
| BAYSIDE (PART)         | MILWAUKEE   | NATL   |                        | BAYSIDE-PELHAM HEATH                  |               |
| BAYSIDE (PART)         | MILWAUKEE   | NATL   |                        | BAYSIDE NORTH SHORE EAST              |               |

COMMUNITIES SERVED FLUORIDATED DRINKING WATER,  
BY COUNTY AND WATER SYSTEM WITHIN STATE (AS OF 12/31/85)

# WISCONSIN

| COMMUNITY         | COUNTY      | STATUS | FLUOR<br>START<br>DATE | SYSTEM SUPPLYING<br>FLUORIDATED WATER | SOURCE SYSTEM |
|-------------------|-------------|--------|------------------------|---------------------------------------|---------------|
| BAYSIDE (PART)    | MILWAUKEE   | NATL   |                        | BAYSIDE WOODS                         |               |
| BAYSIDE (PART)    | MILWAUKEE   | NATL   |                        | BAYSIDE VILLAGE APTS                  |               |
| BEAVER DAM        | DODGE       | ADJ    | 3/51                   | BEAVER DAM                            |               |
| BELGIUM           | OZAUKEE     | NATL   |                        | BELGIUM                               |               |
| BELLEVILLE        | DANE        | ADJ    | 8/51                   | BELLEVILLE                            |               |
| BELMONT           | LAFAYETTE   | ADJ    | 12/66                  | BELMONT                               |               |
| BELOIT            | ROCK        | ADJ    | 4/49                   | BELOIT                                |               |
| BENTON            | LAFAYETTE   | ADJ    | 4/62                   | BENTON                                |               |
| BERLIN            | GREEN LAKE  | ADJ    | 10/51                  | BERLIN                                |               |
| BIRON             | WOOD        | ADJ    | 2/69                   | BIRON                                 |               |
| BLACK EARTH       | DANE        | ADJ    | 12/65                  | BLACK EARTH                           |               |
| BLACK RIVER FALLS | JACKSON     | ADJ    | 5/53                   | BLACK RIVER FALLS                     |               |
| BLAIR             | TREMPEALEAU | ADJ    | 6/51                   | BLAIR                                 |               |
| BLANCHARDVILLE    | LAFAYETTE   | ADJ    | 11/62                  | BLANCHARDVILLE                        |               |
| BLUE MOUNDS       | DANE        | ADJ    | /78                    | BLUE MOUNDS                           |               |
| BLUE RIVER        | GRANT       | ADJ    | 5/63                   | BLUE RIVER                            |               |
| BONDUEL           | SHAWANO     | ADJ    | 6/82                   | BONDUEL                               |               |
| BOSCOBEL          | GRANT       | ADJ    | 3/52                   | BOSCOBEL                              |               |
| BRISTOL           | KENOSHA     | NATL   |                        | BRISTOL UD                            |               |
| BRISTOL (PART)    | KENOSHA     | NATL   |                        | RAINBOW LAKE MANOR TR CT              |               |
| BRISTOL (PART)    | KENOSHA     | NATL   |                        | BRISTOL HEIGHTS MHP                   |               |
| BRODHEAD          | GREEN       | ADJ    | 12/64                  | BRODHEAD                              |               |
| BROOKFIELD (PART) | WALKESHA    | NATL   |                        | ALLEMANDE WTR ASSN-MIDDLE             |               |
| BROOKFIELD (PART) | WALKESHA    | NATL   |                        | CONGREGATIONAL HOME                   |               |

COMMUNITIES SERVED FLUORIDATED DRINKING WATER,  
BY COUNTY AND WATER SYSTEM WITHIN STATE (AS OF 12/31/85)

# WISCONSIN

| COMMUNITY         | COUNTY    | STATUS | FLUOR<br>START<br>DATE | SYSTEM SUPPLYING<br>FLUORIDATED WATER | SOURCE SYSTEM |
|-------------------|-----------|--------|------------------------|---------------------------------------|---------------|
| BROOKFIELD (PART) | WAUKESHA  | NATL   |                        | PILGRIM MEADOWS #9                    |               |
| BROOKFIELD (PART) | WAUKESHA  | NATL   |                        | ST ELIZABETH NURSING HOME             |               |
| BROOKFIELD (PART) | WAUKESHA  | NATL   |                        | ALLEMANDE WTR ASSN-SOUTH              |               |
| BROOKFIELD (PART) | WAUKESHA  | NATL   |                        | BROOKFIELD-BROOK SQUARE               |               |
| BROOKFIELD (PART) | WAUKESHA  | NATL   |                        | BROOKFIELD-DOMINIC HEIGHTS            |               |
| BROOKFIELD (PART) | WAUKESHA  | NATL   |                        | BROOKFIELD-LYNDALE                    |               |
| BROOKFIELD (PART) | WAUKESHA  | NATL   |                        | BROOKFIELD-MISSION HEIGHTS            |               |
| BROOKLYN          | DANE      | ADJ    | 10/63                  | BROOKLYN                              |               |
| BROWN DEER        | MILWAUKEE | CONS   |                        | BROWN DEER                            | MILWAUKEE     |
| BUTLER            | WAUKESHA  | ADJ    | 5/68                   | BUTLER                                |               |
| CALEDONIA         | RACINE    | CONS   |                        | CALEDONIA U.D.                        | RACINE        |
| CALEDONIA (PART)  | RACINE    | NATL   |                        | RACINE CADDY VISTA SAN DIST           |               |
| CAMBELLSPORT      | JEFFERSON | NATL   |                        | CAMBELLSPORT                          |               |
| CAMBRIDGE         | DANE      | ADJ    | 6/51                   | CAMBRIDGE                             |               |
| CAROL BEACH       | KENOSHA   | ADJ    | 11/64                  | KENOSHA                               |               |
| CASCADE           | SHEBOYGAN | NATL   |                        | CASCADE                               |               |
| CASSVILLE         | GRANT     | ADJ    | 5/62                   | CASSVILLE                             |               |
| CEDAR GROVE       | SHEBOYGAN | NATL   |                        | CEDAR GROVE                           |               |
| CEDARBURG         | OZAUKEE   | ADJ    | 1/57                   | CEDARBURG                             |               |
| CENTURIA          | POLK      | ADJ    | 7/70                   | CENTURIA                              |               |
| CHILTON           | CALUMET   | ADJ    | 8/69                   | CHILTON                               |               |
| CLINTON           | ROCK      | ADJ    | 2/62                   | CLINTON                               |               |
| CLINTONVILLE      | WAUPACA   | NATL   |                        | CLINTONVILLE                          |               |
| COCHRANE          | BUFFALO   | ADJ    | /81                    | COCHRANE                              |               |



COMMUNITIES SERVED FLUORIDATED DRINKING WATER,  
BY COUNTY AND WATER SYSTEM WITHIN STATE (AS OF 12/31/85)

# WISCONSIN

| COMMUNITY           | COUNTY     | STATUS | FLUOR<br>START<br>DATE | SYSTEM SUPPLYING<br>FLUORIDATED WATER | SOURCE SYSTEM |
|---------------------|------------|--------|------------------------|---------------------------------------|---------------|
| COLBY               | CLARK      | ADJ    | 3/68                   | COLBY                                 |               |
| COLOMA              | WAUSHARA   | ADJ    | 8/56                   | COLOMA                                |               |
| COLUMBUS            | COLUMBIA   | ADJ    | 8/50                   | COLUMBUS                              |               |
| COMBINED LOCKS      | OUTAGAMIE  | CONS   |                        | COMBINED LOCKS                        | KIMBERLY      |
| COMMONWEALTH (PART) | FLORENCE   | CONS   |                        | COMMONWEALTH S.D.                     | FLORENCE      |
| CORNELL             | CHIPPEWA   | ADJ    | 3/66                   | CORNELL                               |               |
| CROSS PLAINS        | DANE       | ADJ    | 12/74                  | CROSS PLAINS                          |               |
| CUBA CITY           | GRANT      | ADJ    | 5/53                   | CUBA CITY                             |               |
| CUDAHY              | MILWAUKEE  | ADJ    | 11/66                  | CUDAHY                                |               |
| DARLINGTON          | LAFAYETTE  | ADJ    | 8/53                   | DARLINGTON                            |               |
| DE FOREST           | DANE       | ADJ    | 8/52                   | DE FOREST                             |               |
| DE PERE (PART)      | BROWN      | NATL   |                        | RIDGE VIEW NURSING CTR                |               |
| DEERFIELD           | DANE       | ADJ    | 9/66                   | DEERFIELD                             |               |
| DELAVAN             | WALWORTH   | ADJ    | 5/65                   | DELAVAN                               |               |
| DEPERE              | BROWN      | NATL   |                        | DEPERE                                |               |
| DICKEYVILLE         | GRANT      | ADJ    | 5/62                   | DICKEYVILLE                           |               |
| DODGEVILLE          | IOWA       | ADJ    | 5/53                   | DODGEVILLE                            |               |
| DOUSMAN             | WALKESHA   | ADJ    | /71                    | DOUSMAN                               |               |
| DURAND              | PEPIN      | ADJ    | 9/63                   | DURAND                                |               |
| EAGLE RIVER         | VILAS      | ADJ    | 10/65                  | EAGLE RIVER                           |               |
| EAST TROY           | WALWORTH   | ADJ    | 1/64                   | EAST TROY                             |               |
| EAU CLAIRE          | EAU CLAIRE | ADJ    | 1/64                   | EAU CLAIRE                            |               |
| EDGAR               | MARATHON   | ADJ    | 11/49                  | EDGAR                                 |               |
| EDGERTON            | ROCK       | ADJ    | 10/50                  | EDGERTON                              |               |

COMMUNITIES SERVED FLUORIDATED DRINKING WATER,  
BY COUNTY AND WATER SYSTEM WITHIN STATE (AS OF 12/31/85)

# WISCONSIN

| COMMUNITY       | COUNTY      | STATUS | FLUOR<br>START<br>DATE | SYSTEM SUPPLYING<br>FLUORIDATED WATER | SOURCE SYSTEM |
|-----------------|-------------|--------|------------------------|---------------------------------------|---------------|
| ELEVA           | TREMPEALEAU | ADJ    | 5/70                   | ELEVA                                 |               |
| ELK MOUND       | DUNN        | ADJ    | 6/74                   | ELK MOUND                             |               |
| ELKHORN         | WALWORTH    | ADJ    | 4/48                   | ELKHORN                               |               |
| ELLSWORTH       | PIERCE      | ADJ    | 11/69                  | ELLSWORTH                             |               |
| ELROY           | JUNEAU      | ADJ    | /82                    | ELROY                                 |               |
| EVANSVILLE      | ROCK        | ADJ    | 3/50                   | EVANSVILLE                            |               |
| EXELAND         | SAWYER      | ADJ    | 6/80                   | EXELAND                               |               |
| FALL CREEK      | EAU CLAIRE  | ADJ    | /74                    | FALL CREEK                            |               |
| FALL RIVER      | COLUMBIA    | ADJ    | 9/62                   | FALL RIVER                            |               |
| FENNIMORE       | GRANT       | ADJ    | 11/61                  | FENNIMORE                             |               |
| FITCHBURG       | DANE        | ADJ    | 6/68                   | FITCHBURG                             |               |
| FLORENCE        | FLORENCE    | ADJ    | 6/82                   | FLORENCE                              |               |
| FOND DU LAC     | FOND DU LAC | ADJ    | 7/50                   | FOND DU LAC                           |               |
| FORT ATKINSON   | JEFFERSON   | ADJ    | 12/49                  | FORT ATKINSON                         |               |
| FOX LAKE        | DODGE       | ADJ    | 7/67                   | FOX LAKE                              |               |
| FOX POINT       | MILWAUKEE   | ADJ    | 7/63                   | NORTH SHORE WTR COM-FOX POINT         |               |
| FRANKLIN (PART) | MILWAUKEE   | NATL   |                        | FRANKLIN-SECURITY ACRE                |               |
| FRANKLIN (PART) | MILWAUKEE   | NATL   |                        | FRANKLIN-SECURITY ACRES ADD           |               |
| FRANKLIN (PART) | MILWAUKEE   | NATL   |                        | FRANKLIN MOBILE ESTATES #2            |               |
| FRANKLIN (PART) | MILWAUKEE   | NATL   |                        | FRANKLIN MOBILE ESTATES #1            |               |
| FRANKLIN (PART) | MILWAUKEE   | NATL   |                        | FRANKLIN MOBILE ESTATES #3            |               |
| FRANKLIN (PART) | MILWAUKEE   | NATL   |                        | DREAMLAND VILLAGE                     |               |
| FRANKLIN (PART) | MILWAUKEE   | NATL   |                        | BADGER MHP                            |               |
| FRANKLIN (PART) | MILWAUKEE   | NATL   |                        | ACRE AVE WTR TRUST                    |               |

COMMUNITIES SERVED FLUORIDATED DRINKING WATER,  
 BY COUNTY AND WATER SYSTEM WITHIN STATE (AS OF 12/31/85)

WISCONSIN

| COMMUNITY            | COUNTY      | STATUS | FLUOR<br>START<br>DATE | SYSTEM SUPPLYING<br>FLUORIDATED WATER | SOURCE SYSTEM |
|----------------------|-------------|--------|------------------------|---------------------------------------|---------------|
| FRANKLIN (PART)      | MILWAUKEE   | NATL   |                        | MARY ANN DR HOME OWNERS ASSN          |               |
| FREDERIC             | POLK        | ADJ    | 9/63                   | FREDERIC                              |               |
| GALESVILLE           | TREMPEALEAU | ADJ    | 9/51                   | GALESVILLE                            |               |
| GENOA CITY           | WALWORTH    | ADJ    | 11/68                  | GENOA CITY                            |               |
| GERMANTOWN           | WASHINGTON  | ADJ    | 1/76                   | GERMANTOWN                            |               |
| GILLETT              | OCONTO      | ADJ    | 11/66                  | GILLETT                               |               |
| GILMAN               | TAYLOR      | ADJ    | 2/69                   | GILMAN                                |               |
| GLENDALE             | MILWAUKEE   | ADJ    | 7/63                   | NORTH SHORE WTR COM-GLENDALE          |               |
| GRAFTON              | OZAUKEE     | ADJ    | 8/69                   | GRAFTON                               |               |
| GRAND CHUTE (PART)   | OUTAGAMIE   | CONS   |                        | GRAND CHUTE SD #1                     | APPLETON      |
| GRANTSBURG           | BURNETT     | ADJ    | 1/65                   | GRANTSBURG                            |               |
| GREEN BAY            | BROWN       | ADJ    | 8/57                   | GREEN BAY                             |               |
| GREENDALE            | MILWAUKEE   | CONS   |                        | GREENDALE                             | MILWAUKEE     |
| GREENWOOD            | CLARK       | ADJ    | 6/72                   | GREENWOOD                             |               |
| GRESHAM              | SHAWANO     | NATL   |                        | GRESHAM                               |               |
| HALES CORNER (PART)  | MILWAUKEE   | NATL   |                        | BLOSSOM HEATH #1                      |               |
| HALES CORNERS (PART) | MILWAUKEE   | NATL   |                        | PARK MANOR APTS                       |               |
| HAMMOND              | ST. CROIX   | ADJ    | /82                    | HAMMOND                               |               |
| HARTFORD             | WASHINGTON  | ADJ    | 1/50                   | HARTFORD                              |               |
| HARTLAND             | WAUKESHA    | ADJ    | 4/69                   | HARTLAND                              |               |
| HAYWARD              | SAWYER      | ADJ    | /51                    | HAYWARD                               |               |
| HAZEL GREEN          | GRANT       | ADJ    | /61                    | HAZEL GREEN                           |               |
| HORICON              | DODGE       | ADJ    | 5/52                   | HORICON                               |               |
| HORTONVILLE          | OUTAGAMIE   | ADJ    | 12/68                  | HORTONVILLE                           |               |

COMMUNITIES SERVED FLUORIDATED DRINKING WATER,  
 BY COUNTY AND WATER SYSTEM WITHIN STATE (AS OF 12/31/85)

# WISCONSIN

| COMMUNITY           | COUNTY      | STATUS | FLUOR<br>START<br>DATE | SYSTEM SUPPLYING<br>FLUORIDATED WATER | SOURCE SYSTEM |
|---------------------|-------------|--------|------------------------|---------------------------------------|---------------|
| HOWARD              | BROWN       | NATL   |                        | HOWARD                                |               |
| HUDSON              | ST. CROIX   | ADJ    | 2/64                   | HUDSON                                |               |
| INDEPENDENCE        | TREMPEALEAU | ADJ    | 6/73                   | INDEPENDENCE                          |               |
| JANESVILLE          | ROCK        | ADJ    | 2/49                   | JANESVILLE                            |               |
| JEFFERSON           | JEFFERSON   | ADJ    | 8/63                   | JEFFERSON                             |               |
| JOHNSON CREEK       | JEFFERSON   | ADJ    | 1/62                   | JOHNSON CREEK                         |               |
| JUNEAU              | DODGE       | ADJ    | /82                    | JUNEAU                                |               |
| KAUKAUNA            | OUTAGAMIE   | NATL   |                        | KAUKAUNA                              |               |
| KENOSHA             | KENOSHA     | ADJ    | 11/64                  | KENOSHA                               |               |
| KENOSHA (PART)      | KENOSHA     | NATL   |                        | KENOSHA MOBILE COURTS                 |               |
| KENOSHA (PART)      | KENOSHA     | NATL   |                        | PLEASANT PRAIRIE MHP                  |               |
| KENOSHA (PART)      | KENOSHA     | NATL   |                        | EAGLE CHATEAU APTS                    |               |
| KENOSHA (PART)      | KENOSHA     | NATL   |                        | COUNTRY CHARM ESTATES #3              |               |
| KENOSHA (PART)      | KENOSHA     | NATL   |                        | COUNTRY CHARM ESTATES #4              |               |
| KEWASKUM            | WASHINGTON  | ADJ    | 11/62                  | KEWASKUM                              |               |
| KEWAUNEE            | KEWAUNEE    | NATL   |                        | KEWAUNEE                              |               |
| KIMBERLY            | OUTAGAMIE   | NATL   |                        | KIMBERLY                              |               |
| KOHLER              | SHOBOYGAN   | CONS   |                        | KOHLER                                | SHEBOYGAN     |
| LAC DU FLAMBEAU RES | VILAS       | ADJ    | 6/79                   | LAC DU FLAMBEAU RES                   |               |
| LADYSMITH           | RUSK        | ADJ    | 1/66                   | LADYSMITH                             |               |
| LAKE GENEVA         | WALWORTH    | ADJ    | 5/51                   | LAKE GENEVA                           |               |
| LAKE MILLS          | JEFFERSON   | ADJ    | 7/62                   | LAKE MILLS                            |               |
| LANCASTER           | GRANT       | ADJ    | 2/61                   | LANCASTER                             |               |
| LAONA               | FOREST      | ADJ    | 9/69                   | LAONA                                 |               |

COMMUNITIES SERVED FLUORIDATED DRINKING WATER,  
BY COUNTY AND WATER SYSTEM WITHIN STATE (AS OF 12/31/85)

# WISCONSIN

| COMMUNITY       | COUNTY    | STATUS | FLUOR<br>START<br>DATE | SYSTEM SUPPLYING<br>FLUORIDATED WATER | SOURCE SYSTEM |
|-----------------|-----------|--------|------------------------|---------------------------------------|---------------|
| LITTLE CHUTE    | OUTAGAMIE | NATL   |                        | LITTLE CHUTE                          |               |
| LODI            | COLUMBIA  | ADJ    | 6/52                   | LODI                                  |               |
| LONE ROCK       | RICHLAND  | ADJ    | 8/72                   | LONE ROCK                             |               |
| LOYAL           | CLARK     | ADJ    | 1/82                   | LOYAL                                 |               |
| LUCK            | POLK      | ADJ    | 12/69                  | LUCK                                  |               |
| LUXEMBURG       | KEWAUNEE  | NATL   |                        | LUXEMBURG                             |               |
| MADISON         | DANE      | ADJ    | 6/48                   | MADISON                               |               |
| MANITOWOC       | MANITOWOC | ADJ    | 11/68                  | MANITOWOC                             |               |
| MAPLE BLUFF     | DANE      | CONS   |                        | MAPLE BLUFF                           | MADISON       |
| MARATHON        | MARATHON  | ADJ    | /78                    | MARATHON                              |               |
| MARINETTE       | MARINETTE | ADJ    | 3/51                   | MARINETTE                             |               |
| MARION          | WAUPACA   | ADJ    | 5/66                   | MARION                                |               |
| MARSHALL        | DANE      | ADJ    | 1/66                   | MARSHALL                              |               |
| MARSHFIELD      | WOOD      | ADJ    | 10/50                  | MARSHFIELD                            |               |
| MAUSTON         | JUNEAU    | ADJ    | /82                    | MAUSTON                               |               |
| MAYVILLE        | DODGE     | ADJ    | 9/50                   | MAYVILLE                              |               |
| MAZOMANIE       | DANE      | ADJ    | 9/51                   | MAZOMANIE                             |               |
| MCFARLAND       | DANE      | ADJ    | 5/53                   | MCFARLAND                             |               |
| MEMOMONIE       | DUNN      | ADJ    | 6/73                   | MEMOMONIE                             |               |
| MENASHA         | WINNEBAGO | ADJ    | /50                    | MENASHA                               |               |
| MENASHA         | WINNEBAGO | NATL   |                        | MENASHA S.D.                          |               |
| MENOMINEE       | MENOMINEE | ADJ    | 6/85                   | MENOMINEE                             |               |
| MENOMONIE FALLS | WAUKESHA  | ADJ    | 9/51                   | MENOMONIE FALLS                       |               |
| MEQUON          | OZAUKEE   | NATL   |                        | GREEN BRIAR APTS                      |               |

COMMUNITIES SERVED FLUORIDATED DRINKING WATER,  
BY COUNTY AND WATER SYSTEM WITHIN STATE (AS OF 12/31/85)

# WISCONSIN

| COMMUNITY        | COUNTY    | STATUS | FLUOR<br>START<br>DATE | SYSTEM SUPPLYING<br>FLUORIDATED WATER | SOURCE SYSTEM |
|------------------|-----------|--------|------------------------|---------------------------------------|---------------|
| MEQUON (PART)    | OZAUKEE   | NATL   |                        | COUNTRY TERRACE CONDO HOMES           |               |
| MEQUON (PART)    | OZAUKEE   | NATL   |                        | APPLE ORCHARD                         |               |
| MEQUON (PART)    | OZAUKEE   | NATL   |                        | MEQUON WTR TRUST                      |               |
| MEQUON (PART)    | OZAUKEE   | NATL   |                        | RANGE LINE HILLS                      |               |
| MEQUON (PART)    | OZAUKEE   | NATL   |                        | MEQUON CARE CTR INC                   |               |
| MEQUON (PART)    | OZAUKEE   | NATL   |                        | LEMONT UTILITY-WHITMAN PL             |               |
| MEQUON (PART)    | OZAUKEE   | NATL   |                        | LEMONT UTILITY-LAC DU COURS           |               |
| MEQUON (PART)    | OZAUKEE   | NATL   |                        | CONCORD PLACE CONDO ASSN              |               |
| MEQUON (PART)    | OZAUKEE   | NATL   |                        | HUNTINGTON PARK                       |               |
| MEQUON (PART)    | OZAUKEE   | NATL   |                        | RAVINE FARMS HW OWNER'S ASSN          |               |
| MEQUON (PART)    | OZAUKEE   | NATL   |                        | RIVER GLEN                            |               |
| MEQUON (PART)    | OZAUKEE   | NATL   |                        | MEQUON NORTH SHORE HEIGHTS            |               |
| MERRILL          | LINCOLN   | ADJ    | 1/62                   | MERRILL                               |               |
| MIDDLETON        | DANE      | ADJ    | 6/50                   | MIDDLETON                             |               |
| MILTON           | ROCK      | ADJ    | 10/53                  | MILTON                                |               |
| MILWAUKEE        | MILWAUKEE | ADJ    | 7/53                   | MILWAUKEE                             |               |
| MILWAUKEE (PART) | MILWAUKEE | NATL   |                        | NORTH SHORE HEALTH CARE CTR           |               |
| MINERAL POINT    | IOWA      | ADJ    | 1/54                   | MINERAL POINT                         |               |
| MINONG           | WASHBURN  | ADJ    | 12/72                  | MINONG                                |               |
| MISHICOT         | MANITOWOC | NATL   |                        | MISHICOT                              |               |
| MONDOVI          | BUFFALO   | ADJ    | 2/62                   | MONDOVI                               |               |
| MONONA           | DANE      | ADJ    | 10/56                  | MONONA                                |               |
| MONROE           | GREEN     | ADJ    | 3/66                   | MONROE                                |               |
| MONTICELLO       | GREEN     | ADJ    | 9/64                   | MONTICELLO                            |               |

COMMUNITIES SERVED FLUORIDATED DRINKING WATER,  
BY COUNTY AND WATER SYSTEM WITHIN STATE (AS OF 12/31/85)

# WISCONSIN

| COMMUNITY         | COUNTY      | STATUS | FLUOR<br>START<br>DATE | SYSTEM SUPPLYING<br>FLUORIDATED WATER | SOURCE SYSTEM |
|-------------------|-------------|--------|------------------------|---------------------------------------|---------------|
| MOUNT HOREB       | DANE        | ADJ    | 2/52                   | MOUNT HOREB                           |               |
| MUKWONAGO         | WAUKESHA    | ADJ    | 5/49                   | MUKWONAGO                             |               |
| MUSCODA           | GRANT       | ADJ    | 6/65                   | MUSCODA                               |               |
| MUSKEGO (PART)    | WAUKESHA    | NATL   |                        | MARLAN MEADOWS                        |               |
| MUSKEGO (PART)    | WAUKESHA    | NATL   |                        | GUERNSEY MEADOWS WTR UTIL             |               |
| MUSKEGO (PART)    | WAUKESHA    | NATL   |                        | DURHAM MEADOW'S SUBDIVISION           |               |
| MUSKEGO (PART)    | WAUKESHA    | NATL   |                        | LAKE MEADOWS SUBD                     |               |
| NEENAH            | WINNEBAGO   | ADJ    | 10/50                  | NEENAH                                |               |
| NEILLSVILLE       | CLARK       | ADJ    | 12/54                  | NEILLSVILLE                           |               |
| NEKOOSA           | WOOD        | ADJ    | 6/59                   | NEKOOSA                               |               |
| NEOPIT            | MENOMINEE   | ADJ    | 1/51                   | NEOPIT                                |               |
| NEW BERLIN (PART) | WAUKESHA    | NATL   |                        | WIMMER BLATTER APTS-EAST              |               |
| NEW BERLIN (PART) | WAUKESHA    | NATL   |                        | WIMMER BLATTER APTS-EAST              |               |
| NEW BERLIN (PART) | WAUKESHA    | NATL   |                        | NEUFELD BUILDERS APTS                 |               |
| NEW BERLIN (PART) | WAUKESHA    | NATL   |                        | PARC VUE APTS (124TH ST)              |               |
| NEW GLARUS        | GREEN       | ADJ    | 2/52                   | NEW GLARUS                            |               |
| NEW HOLSTEIN      | CALLUMET    | ADJ    | 9/53                   | NEW HOLSTEIN                          |               |
| NEW LONDON        | OUTAGAMIE   | ADJ    | 9/69                   | NEW LONDON                            |               |
| NEW LONDON (PART) | WAUPACA     | NATL   |                        | COENENS MOBILE HOME PARK              |               |
| NEW RICHMOND      | ST. CROIX   | ADJ    | 7/60                   | NEW RICHMOND                          |               |
| NIAGARA           | MARINETTE   | ADJ    | 1/51                   | NIAGARA                               |               |
| NORTH FOND DU LAC | FOND DU LAC | ADJ    | 3/73                   | NORTH FOND DU LAC                     |               |
| NORTH FREEDOM     | SAUK        | ADJ    | 11/63                  | NORTH FREEDOM                         |               |
| NORTH HUDSON      | ST. CROIX   | CONS   |                        | NORTH HUDSON                          | HUDSON        |

COMMUNITIES SERVED FLUORIDATED DRINKING WATER,  
BY COUNTY AND WATER SYSTEM WITHIN STATE (AS OF 12/31/85)

WISCONSIN

| COMMUNITY           | COUNTY    | STATUS | FLUOR<br>START<br>DATE | SYSTEM SUPPLYING<br>FLUORIDATED WATER | SOURCE SYSTEM |
|---------------------|-----------|--------|------------------------|---------------------------------------|---------------|
| NORTH PARK          | RACINE    | CONS   |                        | NORTH PARK                            | RACINE        |
| OAK CREEK           | MILWAUKEE | ADJ    | 4/74                   | OAK CREEK                             |               |
| OAK CREEK           | MILWAUKEE | NATL   |                        | FIFTH AVENUE MHP                      |               |
| OAK CREEK (PART)    | MILWAUKEE | NATL   |                        | HOWELL AVE EST                        |               |
| OCONOMOWOC          | WALKESHA  | ADJ    | 12/53                  | OCONOMOWOC                            |               |
| OCONTO              | OCONTO    | NATL   |                        | OCONTO                                |               |
| OCONTO FALLS        | OCONTO    | ADJ    | 2/67                   | OCONTO FALLS                          |               |
| OLIVER              | DOUGLAS   | NATL   |                        | OLIVER                                |               |
| OMRO                | WINNEBAGO | ADJ    | 5/59                   | OMRO                                  |               |
| ONEIDA RESERVATION  | BROWN     | ADJ    | 6/85                   | ONEIDA RESERVATION                    |               |
| OOSTBURG            | SHEBOYGAN | ADJ    | /83                    | OOSTBURG                              |               |
| OREGON              | DANE      | ADJ    | 2/50                   | OREGON                                |               |
| OSCEOLA             | POLK      | ADJ    | 8/53                   | OSCEOLA                               |               |
| OSHKOSH             | WINNEBAGO | ADJ    | 1/50                   | OSHKOSH                               |               |
| PADDOCK LAKE        | KENOSHA   | NATL   |                        | PADDOCK LAKE                          |               |
| PADDOCK LAKE (PART) | OZAUKEE   | NATL   |                        | GLENN WIR CO #10                      |               |
| PADDOCK LAKE (PART) | KENOSHA   | NATL   |                        | GLENN WIR CO #06                      |               |
| PADDOCK LAKE (PART) | KENOSHA   | NATL   |                        | GLENN WIR CO #11                      |               |
| PADDOCK LAKE (PART) | KENOSHA   | NATL   |                        | GLENN WIR CO #12                      |               |
| PADDOCK LAKE (PART) | KENOSHA   | NATL   |                        | GLEN WIR CO #08                       |               |
| PADDOCK LAKE (PART) | KENOSHA   | NATL   |                        | GLENN WIR CO #18                      |               |
| PADDOCK LAKE (PART) | KENOSHA   | NATL   |                        | GLENN WIR CO #13                      |               |
| PADDOCK LAKE (PART) | KENOSHA   | NATL   |                        | GLENN WIR CO #17                      |               |
| PADDOCK LAKE (PART) | KENOSHA   | NATL   |                        | GLENN WIR CO #09                      |               |



COMMUNITIES SERVED FLUORIDATED DRINKING WATER,  
BY COUNTY AND WATER SYSTEM WITHIN STATE (AS OF 12/31/85)

# WISCONSIN

| COMMUNITY       | COUNTY    | STATUS | FLUOR<br>START<br>DATE | SYSTEM SUPPLYING<br>FLUORIDATED WATER | SOURCE SYSTEM |
|-----------------|-----------|--------|------------------------|---------------------------------------|---------------|
| PALMYRA         | JEFFERSON | ADJ    | 3/67                   | PALMYRA                               |               |
| PARDEVILLE      | COLUMBIA  | ADJ    | 5/65                   | PARDEVILLE                            |               |
| PARK FALLS      | PRICE     | ADJ    | 10/63                  | PARK FALLS                            |               |
| PESHIGO         | MARINETT  | ADJ    | /82                    | PESHIGO                               |               |
| PEWAUKEE        | WALKESHA  | ADJ    | 1/54                   | PEWAUKEE                              |               |
| PHILLIPS        | PRICE     | ADJ    | 11/50                  | PHILLIPS                              |               |
| PLAIN           | SAUK      | ADJ    | 4/63                   | PLAIN                                 |               |
| PLATTEVILLE     | GRANT     | ADJ    | 11/64                  | PLATTEVILLE                           |               |
| PLYMOUTH        | SHEBOYGAN | ADJ    | 3/66                   | PLYMOUTH                              |               |
| PORT EDWARDS    | WOOD      | ADJ    | 7/54                   | PORT EDWARDS                          |               |
| PORT WASHINGTON | OZAUKEE   | ADJ    | 9/50                   | PORT WASHINGTON                       |               |
| PORTAGE         | COLUMBIA  | ADJ    | 3/51                   | PORTAGE                               |               |
| POTOSI          | GRANT     | ADJ    | /62                    | POTOSI                                |               |
| POV SIPPI       | WAUSHARA  | NATL   |                        | RIVER HILLS APTS                      |               |
| POYNETTE        | COLUMBIA  | ADJ    | 10/52                  | POYNETTE                              |               |
| PRAIRIE DU SAC  | SAUK      | ADJ    | 4/64                   | PRAIRIE DU SAC                        |               |
| PRESCOTT        | PIERCE    | ADJ    | 4/72                   | PRESCOTT                              |               |
| PULASKI         | BROWN     | ADJ    | 4/69                   | PULASKI                               |               |
| RACINE          | RACINE    | ADJ    | 3/50                   | RACINE                                |               |
| RACINE (PART)   | RACINE    | NATL   |                        | MEADOW LANE SUBD                      |               |
| RACINE (PART)   | RACINE    | NATL   |                        | SOUTH PETERSON WELL ASSN              |               |
| RACINE (PART)   | RACINE    | NATL   |                        | NORTH PEDERSEN WELL ASSN              |               |
| RACINE (PART)   | RACINE    | NATL   |                        | COZY ACRES SUBDIVISION                |               |
| RACINE (PART)   | RACINE    | NATL   |                        | WILD WOOD PARK SUBD                   |               |

COMMUNITIES SERVED FLUORIDATED DRINKING WATER,  
BY COUNTY AND WATER SYSTEM WITHIN STATE (AS OF 12/31/85)

# WISCONSIN

| COMMUNITY        | COUNTY      | STATUS | FLUOR<br>START<br>DATE | SYSTEM SUPPLYING<br>FLUORIDATED WATER | SOURCE SYSTEM |
|------------------|-------------|--------|------------------------|---------------------------------------|---------------|
| RANDOLPH         | COLUMBIA    | ADJ    | 1/66                   | RANDOLPH                              |               |
| REEDSBURG        | SAUK        | ADJ    | 2/50                   | REEDSBURG                             |               |
| RHINELANDER      | ONEIDA      | ADJ    | 3/66                   | RHINELANDER                           |               |
| RICE LAKE        | BARRON      | ADJ    | 1/52                   | RICE LAKE                             |               |
| RICHLAND CENTER  | RICHLAND    | ADJ    | 12/49                  | RICHLAND CENTER                       |               |
| RIO              | COLUMBIA    | ADJ    | 12/61                  | RIO                                   |               |
| RIPON            | FOND DU LAC | ADJ    | 6/51                   | RIPON                                 |               |
| RIVER FALLS      | PIERCE      | ADJ    | 12/62                  | RIVER FALLS                           |               |
| ROTHSCHILD       | MARATHON    | ADJ    | 9/64                   | ROTHSCHILD                            |               |
| SAUK CITY        | SAUK        | ADJ    | 12/66                  | SAUK CITY                             |               |
| SAUKVILLE        | OZAUKEE     | ADJ    | /72                    | SAUKVILLE                             |               |
| SCHOFIELD        | MARATHON    | ADJ    | 5/64                   | SCHOFIELD                             |               |
| SCOTT            | BROWN       | NATL   |                        | SCOTT S.D.                            |               |
| SHARON           | WALWORTH    | ADJ    | /82                    | SHARON                                |               |
| SHAWANO          | SHAWANO     | NATL   |                        | SHAWANO LAKE S.D.                     |               |
| SHAWANO (PART)   | SHAWANO     | NATL   |                        | SCHOENIKE MHP #1                      |               |
| SHAWANO (PART)   | SHAWANO     | NATL   |                        | SCHOENIKE MHP #2                      |               |
| SHEBOYGAN        | SHEBOYGAN   | ADJ    | 2/46                   | SHEBOYGAN                             |               |
| SHEBOYGAN (PART) | SHEBOYGAN   | NATL   |                        | SOMMERS MHP #1                        |               |
| SHEBOYGAN (PART) | SHEBOYGAN   | NATL   |                        | SOMMERS MHP #2                        |               |
| SHEBOYGAN (PART) | SHEBOYGAN   | NATL   |                        | SOMMERS MHP #3                        |               |
| SHEBOYGAN FALLS  | SHEBOYGAN   | CONS   |                        | SHEBOYGAN FALLS                       | SHEBOYGAN     |
| SHELL LAKE       | WASHBURN    | ADJ    | 5/52                   | SHELL LAKE                            |               |
| SHOREWOOD        | MILWAUKEE   | CONS   |                        | SHOREWOOD                             | MILWAUKEE     |

COMMUNITIES SERVED FLUORIDATED DRINKING WATER,  
BY COUNTY AND WATER SYSTEM WITHIN STATE (AS OF 12/31/85)

# WISCONSIN

| COMMUNITY         | COUNTY      | STATUS | FLUOR<br>START<br>DATE | SYSTEM SUPPLYING<br>FLUORIDATED WATER | SOURCE SYSTEM |
|-------------------|-------------|--------|------------------------|---------------------------------------|---------------|
| SHOREWOOD HILLS   | DANE        | CONS   |                        | SHOREWOOD HILLS                       | MADISON       |
| SIREN             | BURNETT     | ADJ    | 7/73                   | SIREN                                 |               |
| SOLDIERS GROVE    | CRAWFORD    | ADJ    | /50                    | SOLDIERS GROVE                        |               |
| SOMERS (PART)     | KENOSHA     | NATL   |                        | OAKDALE ESTATES MHP                   |               |
| SOUTH MILWAUKEE   | MILWAUKEE   | ADJ    | 6/52                   | SOUTH MILWAUKEE                       |               |
| SPARTA            | MONROE      | ADJ    | 10/51                  | SPARTA                                |               |
| SPENCER           | MARATHON    | ADJ    | 9/74                   | SPENCER                               |               |
| SPENCER           | MARATHON    | NATL   |                        | KILTYS KOUNIRY KOURT                  |               |
| SPOONER           | WASHBURN    | ADJ    | 5/52                   | SPOONER                               |               |
| SPRING GREEN      | SAUK        | ADJ    | 12/51                  | SPRING GREEN                          |               |
| SPRING VALLEY     | PIERCE      | ADJ    | 5/73                   | SPRING VALLEY                         |               |
| ST. CROIX         | BURNETT     | ADJ    | 6/84                   | ST. CROIX RESERVATION                 |               |
| ST. CROIX FALLS   | POLK        | ADJ    | 4/67                   | ST. CROIX FALLS                       |               |
| ST. NAZIANZ       | MANITOWOC   | ADJ    | /81                    | ST. NAZIANZ                           |               |
| STANLEY           | CHIPPEWA    | ADJ    | /82                    | STANLEY                               |               |
| STEVENS POINT     | PORTAGE     | ADJ    | 8/72                   | STEVENS POINT                         |               |
| STOUGHTON         | DANE        | ADJ    | 9/49                   | STOUGHTON                             |               |
| STRUM             | TREMPEALEAU | ADJ    | 1/67                   | STRUM                                 |               |
| STURGEON BAY      | DOOR        | ADJ    | 5/62                   | STURGEON BAY                          |               |
| STURTEVANT        | RACINE      | CONS   |                        | STURTEVANT                            | RACINE        |
| STURTEVANT (PART) | RACINE      | NATL   |                        | JENSENS MOBILE HOME VILLAGE           |               |
| SUN PRAIRIE       | DANE        | ADJ    | 3/50                   | SUN PRAIRIE                           |               |
| SUPERIOR          | DOUGLAS     | ADJ    | /83                    | SUPERIOR                              |               |
| TACHEEDAH (PART)  | FOND DU LAC | NATL   |                        | TAYCHEEDAH CORRECTIONAL INST          |               |

COMMUNITIES SERVED FLUORIDATED DRINKING WATER,  
BY COUNTY AND WATER SYSTEM WITHIN STATE (AS OF 12/31/85)

# WISCONSIN

| COMMUNITY          | COUNTY      | STATUS | FLUOR<br>START<br>DATE | SYSTEM SUPPLYING<br>FLUORIDATED WATER | SOURCE SYSTEM |
|--------------------|-------------|--------|------------------------|---------------------------------------|---------------|
| TENNYSON           | GRANT       | ADJ    | /62                    | TENNYSON                              |               |
| THERESA            | DODGE       | ADJ    | 7/68                   | THERESA                               |               |
| THIENSVILLE (PART) | OZAUKEE     | NATL   |                        | RIVER GARDEN APTS                     |               |
| THIENSVILLE (PART) | OZAUKEE     | NATL   |                        | WILLIAMSBURG 2 15-20-25-35-40         |               |
| THIENSVILLE (PART) | OZAUKEE     | NATL   |                        | THIENSVILLE-VILLAGE HEIGHTS           |               |
| TIGERTON           | SHAWANO     | ADJ    | 6/70                   | TIGERTON                              |               |
| TOMAHAWK           | LINCOLN     | ADJ    | 6/51                   | TOMAHAWK                              |               |
| TREMPEALEAU        | TREMPEALEAU | ADJ    | 11/52                  | TREMPEALEAU                           |               |
| TWIN LAKES (PART)  | KENOSHA     | NATL   |                        | TWIN LAKES-VAN WOODS                  |               |
| TWO RIVERS         | MANITOWOC   | ADJ    | 5/53                   | TWO RIVERS                            |               |
| TWO RIVERS (PART)  | MANITOWOC   | NATL   |                        | QUIET COUNTRY HOMES #1                |               |
| UNION GROVE        | RACINE      | NATL   |                        | UNION GROVE                           |               |
| UNION GROVE (PART) | RACINE      | NATL   |                        | HICKORY HAVEN MOBILE CT               |               |
| UNION GROVE (PART) | RACINE      | NATL   |                        | SOUTHERN WIS CNTR-DEVEL DIS           |               |
| UNION GROVE (PART) | RACINE      | NATL   |                        | FONK'S MHP                            |               |
| VALDERS            | MANITOWOC   | ADJ    | /81                    | VALDERS                               |               |
| VERONA             | DANE        | ADJ    | 2/68                   | VERONA                                |               |
| VESPER             | WOOD        | ADJ    | 1/69                   | VESPER                                |               |
| WASHBURN           | BAYFIELD    | ADJ    | 1/67                   | WASHBURN                              |               |
| WATERLOO           | JEFFERSON   | ADJ    | 12/64                  | WATERLOO                              |               |
| WATERTOWN          | JEFFERSON   | ADJ    | 12/50                  | WATERTOWN                             |               |
| WAUKESHA (PART)    | WAUKESHA    | ADJ    | 2/71                   | WAUKESHA                              |               |
| WAUKESHA (PART)    | WAUKESHA    | NATL   |                        | LOOKOUT DRIVE WTR ASSN                |               |
| WALNAAKEE          | DANE        | ADJ    | 4/51                   | WALNAAKEE                             |               |

COMMUNITIES SERVED FLUORIDATED DRINKING WATER,  
BY COUNTY AND WATER SYSTEM WITHIN STATE (AS OF 12/31/85)

# WISCONSIN

| COMMUNITY        | COUNTY      | STATUS | FLUOR<br>START<br>DATE | SYSTEM SUPPLYING<br>FLUORIDATED WATER | SOURCE SYSTEM |
|------------------|-------------|--------|------------------------|---------------------------------------|---------------|
| WAUPACA          | WAUPACA     | ADJ    | 4/70                   | WAUPACA                               |               |
| WAUPUN           | DODGE       | ADJ    | 11/70                  | WAUPUN                                |               |
| WAUSAU           | MARATHON    | ADJ    | 9/52                   | WAUSAU                                |               |
| WAUWATOSA        | MILWAUKEE   | CONS   |                        | WAUWATOSA                             | MILWAUKEE     |
| WEST ALLIS       | MILWAUKEE   | CONS   |                        | WEST ALLIS                            | MILWAUKEE     |
| WEST BARABOO     | SALK        | CONS   |                        | WEST BARABOO                          | BARABOO       |
| WEST BEND        | WASHINGTON  | ADJ    | 8/50                   | WEST BEND                             |               |
| WEST MILWAUKEE   | MILWAUKEE   | ADJ    | 7/53                   | MILWAUKEE                             |               |
| WEST SALEM       | LA CROSSE   | ADJ    | 1/67                   | WEST SALEM                            |               |
| WESTBY           | VERNON      | ADJ    | 8/64                   | WESTBY                                |               |
| WESTON           | MARATHON    | ADJ    | 3/64                   | WESTON SD                             |               |
| WEYAUWEGA        | WAUPACA     | ADJ    | 1/54                   | WEYAUWEGA                             |               |
| WHITEFISH BAY    | MILWAUKEE   | ADJ    | 7/63                   | NORTH SHORE WTR-WHITEFISH BAY         |               |
| WHITEHALL        | TREMPEALEAU | ADJ    | 6/51                   | WHITEHALL                             |               |
| WHITEWATER       | WALWORTH    | ADJ    | 1/60                   | WHITEWATER                            |               |
| WILLIAMS BAY     | WALWORTH    | ADJ    | 10/65                  | WILLIAMS BAY                          |               |
| WILTON           | MONROE      | ADJ    | 6/66                   | WILTON                                |               |
| WIND POINT       | RACINE      | CONS   |                        | WIND POINT                            | RACINE        |
| WINDSOR          | DANE        | ADJ    | 5/65                   | WINDSOR                               |               |
| WINNEBAGO (PART) | WINNEBAGO   | ADJ    | 6/68                   | WINNEBAGO RESERVATION                 |               |
| WINNEBAGO (PART) | WOOD        | ADJ    | 6/72                   | WINNEBAGO RESERVATION                 |               |
| WINNEBAGO (PART) | WINNEBAGO   | NATL   |                        | PARKVIEW HEALTH CTR                   |               |
| WISCONSIN DELLS  | COLUMBIA    | ADJ    | 3/64                   | WISCONSIN DELLS                       |               |
| WISCONSIN RAPIDS | WOOD        | ADJ    | 1/51                   | WISCONSIN RAPIDS                      |               |

COMMUNITIES SERVED FLUORIDATED DRINKING WATER,  
BY COUNTY AND WATER SYSTEM WITHIN STATE (AS OF 12/31/85)

# WISCONSIN

| COMMUNITY   | COUNTY    | STATUS | FLUOR<br>START<br>DATE | SYSTEM SUPPLYING<br>FLUORIDATED WATER | SOURCE SYSTEM |
|-------------|-----------|--------|------------------------|---------------------------------------|---------------|
| WONEWOC     | JUNEAU    | ADJ    | 3/53                   | WONEWOC                               |               |
| WOODVILLE   | ST. CROIX | ADJ    | /77                    | WOODVILLE                             |               |
| WRIGHTSTOWN | BROWN     | NATL   |                        | WRIGHTSTOWN                           |               |

COMMUNITIES SERVED FLUORIDATED DRINKING WATER,  
BY COUNTY AND WATER SYSTEM WITHIN STATE (AS OF 12/31/85)

# WYOMING

| COMMUNITY        | COUNTY      | STATUS | FLUOR<br>START<br>DATE | SYSTEM SUPPLYING<br>FLUORIDATED WATER | SOURCE SYSTEM |
|------------------|-------------|--------|------------------------|---------------------------------------|---------------|
| CHEYENNE         | LARAMIE     | ADJ    | /74                    | CHEYENNE                              |               |
| CLEARMONT        | SHERIDAN    | NATL   |                        | CLEARMONT                             |               |
| DIAMONDVILLE     | LINCOLN     | ADJ    | /73                    | KEMMERER                              |               |
| EAST THERMOPOLIS | HOT SPRINGS | CONS   |                        | EAST THERMOPOLIS                      | THERMOPOLIS   |
| FORT WASHAKIE    | FREMONT     | ADJ    | /79                    | FORT WASHAKIE                         |               |
| FRANNIE          | BIG HORN    | NATL   |                        | FRANNIE                               |               |
| GILLETTE         | CAMPBELL    | NATL   |                        | GILLETTE                              |               |
| HULETT           | CROOK       | NATL   |                        | HULETT                                |               |
| KEMMERER         | LINCOLN     | ADJ    | /73                    | KEMMERER                              |               |
| LARAMIE          | ALBANY      | ADJ    | 6/66                   | LARAMIE                               |               |
| MANDERSON        | BIG HORN    | NATL   |                        | MANDERSON                             |               |
| PAVILLION        | FREMONT     | NATL   |                        | PAVILLION                             |               |
| POWELL           | PARK        | NATL   |                        | POWELL                                |               |
| RAWLINS          | CARBON      | ADJ    | /70                    | RAWLINS                               |               |
| SHOSHONI         | FREMONT     | NATL   |                        | SHOSHONI                              |               |
| SINCLAIR         | CARBON      | ADJ    | 11/52                  | SINCLAIR                              |               |
| THERMOPOLIS      | HOT SPRINGS | ADJ    | 12/54                  | THERMOPOLIS                           |               |
| UPTON            | WESTON      | NATL   |                        | UPTON                                 |               |
| WAMSUTTER        | SWEETWATER  | NATL   |                        | WAMSUTTER                             |               |
| YODER            | GOSHEN      | NATL   |                        | YODER                                 |               |







