

My name is Stephanie Carroll. I am an AR for Rocky Flats claimants, and I have contributed research and documentation to the petitioners that helped pass the 1983 SEC. My position as an AR allows me to review Site exposure records, personal records, medical documentation, and worker firsthand accounts via interviews. I would like to thank the Board for allowing me to make comments today, and especially would like to thank the petitioners Terrie Barrie and _____ for their dedication to the expansion of the SEC and to Rocky Flats workers.

I have great concerns related to the validity of TLD data used to reconstruct dose at Rocky Flats. I intend to describe documents that I believe prove modification and data falsification of TLD findings reported to the RHRS electronic system.

On October 13, 2015, I was on the call between the CML lead scientist and NIOSH related to the White Paper on the Critical Mass Lab. He worked from 1964 to 1995, not 1986 as was stated earlier.

NIOSH stated during the call that they depend on personal monitoring data (TLDs) to reconstruct dose – specifically to fission and activation products created in the CML.

The lead scientist during the call expressed concern related to the limitations of external monitoring data, and the ability of NIOSH to reconstruct dose related to the CML was impossible.

I have in my possession monitoring records for the CML lead scientist that are not comprehensive, and also an employee working building 886.

The employee working in 886 gave me copies of two TLD data investigation reports from his personal files from 1996 and 1997 that were not found in his DOE file. Were the TLD investigations destroyed?

I reviewed two RHRS generated reports, with hand written notes “Before” (with exposure) and “After” (zero exposure) on the documents, showing that neutron exposure in both investigations had ultimately been reported as zero. This lead me to investigate further.

I would like to submit the documents that I believe indicate a falsification of data used to document exposure to fission and activation products.

The 1996 external dose reconstruction analysis indicates in the comments – *quote*, “that a data investigation was initiated because of an apparent over-response of elements 2 and 5. This reconstruction replaces a dose previously electronically uploaded” *unquote*.

Also in the comments was the statement *quote* "E2 and E5 were elevated above the other element readings. They appeared abnormal. The dose should be re-determined after eliminating the results from the suspect elements." *Un quote*

Note: Because element 2 and 5 did not agree with the other elements, they were eliminated and ultimately recorded as having a zero reading related to neutron exposure.

In regards to the 1997 investigation, with Neutron findings of 338 mlr that later were modified to a calculation of zero. The reason given for an investigation was noted as findings above 200 mlr.

In the Comments related to the investigation: *quote* "Glow curve of element 8 was abnormal and therefore the dose will be recalculated eliminating the neutron dose from E8 and will use the E2 calculation which would include any neutron dose received." *Un quote*

E8 had a high gross response of 202.9 while E2 had a gross response of 62.7.

Note: Element 2 was used to calculate the neutron dose, which ultimately was reported as zero in the RHRS report.

Reviewing the final verified documentation in the RHRS report from these two investigations, you will find zero exposure to any neutron dose from Oct 28/1994 to Oct 7, 1997 for this worker who was exposed to neutrons in building 886. This is not an accurate representation of the exposure found on his TLD, and makes it impossible to use the TLD documentation to reconstruct dose.

I am very concerned about the ability of NIOSH to depend on the data from the TLDs at Rocky Flats as late as 1997.

It is only through my experience representing claimants with their EEOICPA claims, that I was able to have access to this documentation. All claimants should request a complete copy of their file via fax to the District Offices handling their claims. A FOIA request is not required. DOE records should be included in the case file.

Thank you for allowing me to comment and to present this documentation.

I can be reached at

Thank you.

08/01/97

APPENDIX 1
Page 1 of 4

TLD DATA INVESTIGATION / DOSE RECONSTRUCTION FORM

ADR - 973084 ✓

Extremity Dosimeter Worn: Yes No

Section 1: PERSONNEL DATA

11/09/97
Initials Date

Name _____ Health Physics ID No: _____
Social Security Number: _____ Building: 779
Issue Data Base: P970701 Issue Date: 07-02-97 Return Date: 10-07-97
Case: C010817 UD-802: 2010580 UD-809: 9004008 UD-813: N/A

Reported Dose (mrem)	Neutron	Gamma	Deep	Skin	Ext	Hand	Lens of Eye
(mrem)	338	0	338	338	338	338	338

Reason for Investigation: High Dose > 200 mrem, Net E8/Net E6 ratio > 3.

Section 2: DOSE EQUIVALENT ASSIGNMENT

Estimated Dose (mrem)	Neutron	Gamma	Deep	Skin	Ext	Hand	Lens of Eye
(mrem)	0	11	11	11	11	11	11

New Modify Record Other _____

Section 3: SIGNATURES

Ext. Dosimetry Staff/Designee _____ Date 09 Nov 1997 Data Entry, Rad. Records _____ Date 11-12-97
Ext. Dosimetry Staff Review _____ Date 11/09/97 Manager, Radiological Health _____ Date 11/12/97

Rocky Flats Environmental Technology Site
 Radiological Health
 Radiation Dosimetry Detail Report

Report Date: 03-APR-97
 Org Code: 81133

All Doses Reported in millirem (mrem)

Employee Number: _____ Name: _____
 Contract Name: LATA SSM

EXTERNAL DOSIMETRY DATA FOR 1996

Dosimeter Results	Begin	Ending	Effective Dose Equivalents			Dose Equivalents			Hand	LOE
			Neutron	Gamma	Deep	Skin	Ext	LOE		
	19-JAN-96	01-APR-96	0	0	0	0	0	0	0	0
	01-APR-96	21-JUN-96	0	11	11	11	11	11	11	11
	21-JUN-96	01-OCT-96	0	0	0	0	0	0	0	0
	01-OCT-96	02-JAN-97	0	0	0	0	0	0	0	0
	Sum		0	11	11	11	11	11	11	11

INTERNAL DOSIMETRY DATA

From Intakes Occurring in 1996

Intake Data	Committed Effective Dose Equivalents	Committed Dose Equivalent
Radioisotopes	CEDE	Genads Breast Marrow Lung Thyroid Bone

Appendix 1
 Page 2 of 4

Section 4: DATA COLLECTION

BG 10-29-97

Initials Date

Use/History Report Obtained	<input checked="" type="checkbox"/>	Issue Data Base	<u>P970701</u>
IDB Report Obtained	<input checked="" type="checkbox"/>	Dose Run Number	<u>802/813 229</u>
Mixed Dose Report/Anomaly Report Obtained	<input checked="" type="checkbox"/>	Dose Run Number	<u>809 230</u>
Glow Curves Obtained	<input checked="" type="checkbox"/>	Processing Filename	<u>802/813 D9710057</u>
Single ECF Generated	<input checked="" type="checkbox"/>	Processing Filename	<u>809 D9710058</u>
Auto ECF Report Attached	<input checked="" type="checkbox"/>	Processing Date	<u>802/813 10-23-97</u>
		Processing Date	<u>809 10-23-97</u>
		Entry Number	<u>802/813 34</u>
		Entry Number	<u>809 34</u>

Section 5: DATA REVIEW

11-9-97
 Initials Date

Section 5.1: IDB Report Review

0

Section 5.2: Use/History Report Review

OK

Section 5.3: Glow Curve Review

UD-802/UD-813

UD-809

E1	E2	E3	E4	E1	E2	E3	E4
✓	✓	✓	✓	✓	✓	✓	B

Key: ✓ or X = OK, ? = Questionable, B = Bad

Appendix 1
 Page 3 of 4

Section 5.4: TLD ECF Change Evaluation

UD-802/UD-813

UD-809

	E1	E2	E3	E4	E1	E2	E3	E4
Current ECFs	0.817	0.956	0.805	0.669	1.316	1.170	0.964	1.137
Previous ECFs	0.732	0.908	0.818	0.686	1.311	1.261	1.080	1.242
Percent Change	11.61%	5.29%	-1.59%	-2.48%	0.38%	-7.32%	-10.74%	-8.45%

Section 5.5: Visual Inspection of TLD(s)

OK

Section 6: Dose Reconstruction Tracking System Data Entry

Information Entered into Dose Reconstruction Tracking System

Initials / Date
 / 11/9/97

Information Updated in Dose Reconstruction Tracking System

Initials / Date
 / 11/9/97

Section 7: External Dosimetry Staff Review

Three Time ECFs Required

UD-802/UD-813 YES NO N/A
 UD-809 YES NO N/A

TLD(s) Needing Three Time ECFs Placed in New ECF Drawer

UD-802/UD-813 YES NO N/A
 UD-809 YES NO N/A

APPENDIX 1

Page 4 of 4

TLD DATA INVESTIGATION / DOSE RECONSTRUCTION FORM (cont'd)

COMMENTS: The Net E8/Net E6 (N86) ratio was greater than 3, causing the investigation of this dosimeter. The glow curve for E8 was abnormal. The ECF Check of all elements indicated that the ECFs for E1 and E7 changed by 11.61% and -10.74%. Neither element was used in the dose calculation. The other neutron sensitive elements of the dosimeter did indicate some exposure to neutron radiation, but not to the extent indicated by E8. Therefore, the dose will be recalculated, eliminating the neutron dose from E8. The dose will be calculated from E2, which would include any neutron dose received.

Section 8: ABBREVIATED EXTERNAL DOSE RECONSTRUCTION

Radiological Engineering Notification Required

Yes No

Method of Notification

Writing

Internal Correspondence No: _____

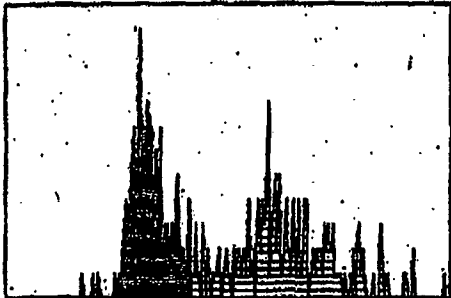
Telephone

Date & Time: _____


Person Notified: _____

UD-710A Reader #2 SN 50E24 - 10/09/1997
D9710058 Entry # 034 # 9-9004008


E1 7630mr* - PHOTON



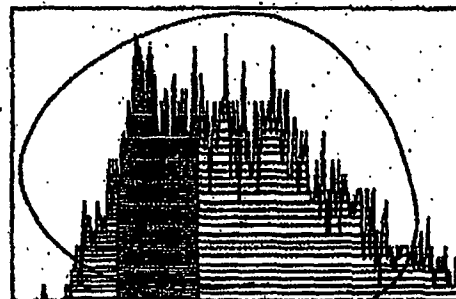
E2 7760mr* - PHOTON



E3 7634mr* - PHOTON



E4 0252mr* - PHOTON

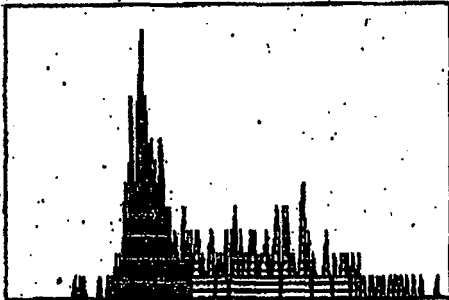


Bob


UD-710A Reader #2 SN 50E24 - 10/09/1997

D9710057 Entry # 034 # 2-2010580


E1 7459mr* - PHOTON




E2 7556mr* - PHOTON



E3 7356mr* - PHOTON



E4 7292mr* - PHOTON



ECF Check

TLD #	2010580				9004008			
	E1	E2	E3	E4	E5	E6	E7	E8
Current ECF	0.817	0.956	0.805	0.669	1.316	1.170	0.964	1.137
Previous ECF	0.732	0.908	0.818	0.686	1.311	1.261	1.080	1.242
% Change	11.61%	5.29%	-1.59%	-2.48%	0.38%	-7.22%	-10.74%	-8.45%

Calculated by:

11/09/97 @ 14:49

Rocky Flats Plant
External Dosimetry
802/809 Pair WHOLE BODY BADGE RESULTS

Run Date: 11-09-1997
Description: P970701
Input Method: Responses

Time: 14:59:04
Performed by:

Comment: - 2010580-9004008

	E1	E2	E3	E4	E5	E6	E7	E8
Gross responses:	62.7	61.2	43.5	42.5	48.0	60.3	58.7	202.9
Background:	42.4	49.8	36.8	39.7	43.2	49.0	48.5	50.0
Correction factors(*):	1.00	1.00	1.00	1.00	1.00	1.00	1.00	1.00

Net responses(mR*):	20.3	11.4	6.7	2.8	4.8	11.3	10.2	152.9
%error:	24.5	47.6	44.4	112.7	90.9	66.6	59.3	6.1

R34 = 0.98 E34 = 120.0 R54 = 0.98 E54 = 661.9 Energy(keV) = 661.9
 Net E1E4 = 18.0 Net E2E4 = 8.6 R12E4 = 2.1
 Net E1E5 = 16.2 Net E2E5 = 6.6 R12E5 = 2.5
 Net E1 = -63.4 Net E2 = -85.8 NE6 = 6.5 NE7 = 5.4 NE8 = 147.9
 The selected dose unit is (mrem)

PHOTON	shallow	deep	BETA	NEUTRON
E2	11.4	11.4	R12 100.0	NE8/NE6 4.95
E4	2.8	2.8	Beta7 -172.0	Neutron 0
E5	4.8	4.8	Beta300 0.0	337.8 11-9-97

Reported Doses:	Shallow	Lens of Eye	Deep	Flag
Beta:	0.0	0.0	0.0	
Gamma:	0.0	0.0	0.0	11-9-97
Neutron:	337.8	337.8	337.8	0
TOTALS:	337.8	337.8	337.8	neut 11-9-97

Performed by _____ Date 11-9-97
 Reviewed by _____ Date 11/09/97

Revision: RFPWB.7 5/29/94
 Version: SDRFP1 10/5/93

2010580/9004008										
	UD-802				UD-809					
	Date & Time	E1	E2	E3	E4	Date & Time	E5	E6	E7	E8
Anneal	06/02/97 12:11	3.7	6.6	2.7	2.5	06/02/97 22:24	7.8	9.9	10.8	11.0
Raw	10/09/97 08:39	45.9	55.6	35.6	29.2	10/09/97 09:48	63.0	76.0	63.4	252.0
ECF		0.732	0.908	0.818	0.686		1.311	1.261	1.080	1.242
	Net	20.3	11.4	6.7	2.8		4.8	11.3	10.2	152.9
	Total Background	42.422	49.790	36.802	39.723		43.207	48.963	48.542	49.969

Calculated by:

Date: 11/09/97

Reviewed by:

Date: 11/09/97

Employee Number:			SSN:	Name:						Dose
			(reported in millirem)						Reconst#	
Badge	Issue	Return	Neutron	Gamma	Deep	Skin	Ext.	Hand	LDE	
513311	04/01/96	05/21/96	0	11	11	11	11	11	11	
513311	01/19/96	04/01/96	0	10	10	10	10	10	10	
513311	09/25/95	01/19/96	0	0	0	0	0	0	0	
513311	08/02/95	09/25/95	0	0	0	0	0	0	0	
513311	03/21/95	05/03/95	0	0	0	0	0	0	0	
513311	10/28/94	01/04/95	0	0	0	0	0	0	0	

Explanation of Key Functions <CTRL K>	MENU <CTRL N>	CANCEL <PF4>	U95150
---------------------------------------	---------------	--------------	--------

Dosimeter Number (Employee Number, HSID, Badge) Thermoluminescent TLD
 Count: #6

<Replace>

Before

RHRS - External Dosimetry

MAINTAIN ED_TLD_DOS TABLE

09-SEP-1996

Employee Number:

SSN:

Name:

(reported in millirem)

Badge	Issue	Return	Neutron	Gamma	Deep	Skin	Ext.	Hand	LOE	Dose Reconst#
513311	04/01/96	06/21/96	0	11	11	11	11	11	11	
513311	01/19/96	04/01/96	0	0	0	0	0	0	0	P951986
513311	09/25/95	01/19/96	0	0	0	0	0	0	0	
513311	08/02/95	09/25/95	0	0	0	0	0	0	0	
513311	03/21/95	05/03/95	0	0	0	0	0	0	0	
513311	10/28/94	01/04/95	0	0	0	0	0	0	0	

Explanation of Key Functions <CTRL K>

MENU <CTRL N>

CANCEL <PF4>

U95150

Dosimeter Number (Employee Number, HSID, Badge) Thermoluminescent TLD
Count: *6

<Replace>

ADT

TLD DATA INVESTIGATION FORM

6.1[2] SECTION 1, ASSIGNMENT INFORMATION

4-10-96

Initials/Date

Employee Number: _____ Name: _____

Social Security Number: _____ Building: 460

Issue Period: JAN-Mar '96 UD-802: 2026101 UD-809: 9022715 UD-813: N/A

Reported Dose Results	Shallow	Lens of Eye	Neutron	Deep
mrem	<u>20</u>	<u>23</u>	<u>0</u>	<u>23</u>

Reason For Investigation: E 2 & E 5 do not agree with other elements

6.1[4] Plastic Bag Labeled:

6.1[6] TLD(s) Placed in Plastic Bag:

SECTION 2, DATA COLLECTION

6.2[13] BG 4-10-96
Initials/Date

6.2[4] Use/History Report Obtained

6.2[2] Issue Data Base: P960101

6.2[7] IDB Report Obtained

Dose Run Number: 802/813 151

6.2[10][A] Mixed Dose Report/Anomaly Report Obtained

Dose Run Number: 809 15.2

6.2[12][A] Glow Curves Obtained

Processing Filename: 802/813 D9604013

6.2[15][B][b] TLDs Annealed

Processing Filename: 809 D9604014

6.2[15][D] TLDs Irradiated

Processing Date: 802/813 4-3-96

6.2[15][F] TLDs Fade: 24 ~~30~~ days

Processing Date: 809 4-3-96

6.2[15][F] TLDs Fade

Entry Number: 802/813 10

6.2[15][H] TLDs Readout

Entry Number: 809 10

6.2[15][T] Filename: T9604038
T9604039

6.2[16] QC Program

SECTION 3, DATA REVIEW

6.3[9]

4-29-96
Initials/Date

6.3[3][A] SECTION 3.1 IDB REPORT REVIEW *OK*

6.3[4][A] SECTION 3.2, USE/HISTORY REPORT REVIEW *OK*

6.3[5][B] SECTION 3.3, GLOW CURVE REVIEW

UD-802/UD-813

✓=OK

UD-809

<i>ok ✓</i>	<i>ok ✓</i>	<i>✓</i>	<i>✓</i>	<i>?</i>	<i>✓</i>	<i>✓</i>	<i>✓</i>
E1	E2	E3	E4	E1	E2	E3	E4

6.3[6][A] SECTION 3.4, ANNEAL VALUES REVIEW

UD-802/UD-813

UD-809

12.5	9.1	4.3	3.6	13.9	12.6	11.8	9.3
E1	E2	E3	E4	E1	E2	E3	E4

SECTION 3.5, TLD PERFORMANCE VERIFICATION

6.3[7][B] QC Upper Limits

6.3[7][A] READER NUMBER: 2

UD-802/UD-813

UD-809

353.3	436.9	374.1	409.8	399.5	403.9	401.1	396.7
E1	E2	E3	E4	E1	E2	E3	E4

6.3[7][B] QC Lower Limits

UD-802/UD-813

UD-809

289.1	357.5	306.1	335.3	326.9	330.5	328.1	324.5
E1	E2	E3	E4	E1	E2	E3	E4

6.3[7][C] TLD ECF Corrected Values

UD-802/UD-813

UD-809

332.8	425.7	352.3	383.4	348.3	395.3	374.3	378.3
E1	E2	E3	E4	E1	E2	E3	E4

6.8[8][C][a] VISUAL INSPECTION OF TLDS: 802-OK, 809-OK

6.4 SECTION 4, STAFF DOSIMETRIST LEVEL II REVIEW

6.4[1][A]

No Change

6.4[1][B]

Dose Reconstruction Required

Comments: E2 and E5 were elevated above the other element readings. Inspection of the glow curves for these elements revealed that the E2 and E5 glow curves appear abnormal. The dose should be redetermined based on the algorithm output after eliminating the results from the suspect elements. Of the reliable elements, the dose should be taken from the more conservative element and/or the average of the elements.

6.4[2]

Print Name

Signature

8/2/96
Date

ADR - 961986

EDR - _____

EXTERNAL DOSE RECONSTRUCTION ANALYSIS

Date: 8/2/96

Investigator: _____ RFETS ID: _____

Employee: _____ RFETS ID: 513311 SSN: _____

Was the employee interviewed? Yes No

If yes, the interview was: by Telephone in Person

Discussion / Comments:

A data investigation was initiated on this individual's dosimeter because of an apparent over-response of Elements 2 and 5. The dose was redetermined based on the algorithm output after eliminating the results from the suspect elements. This resulted in the dose which appears on page one of this dose reconstruction.


This dose reconstruction replaces a dose previously electronically uploaded from an algorithm rerun and based upon a method of element averaging and substitution.

Note: Supporting documentation is attached.


UD-710A Reo: ar #3 SN 24506 - 04/01/1996

D9604014 Entry # 010 # 9-9022715

E1 7799mr* - PHOTON




E2 7685mr* - PHOTON



E3 7755mr* - PHOTON



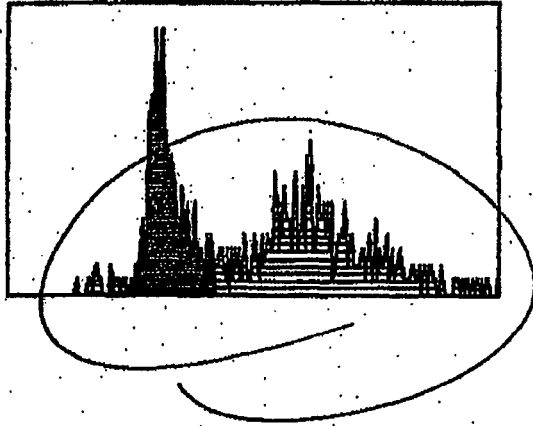
E4 7787mr* - PHOTON




UD-710A Reactor #3 SN 24506 04/01/1996

D9604013 Entry # 010 # 2-2026101


E1 7554mr* - PHOTON



E2 7569mr* - PHOTON



E3 7412mr* - PHOTON



E4 7363mr* - PHOTON



 *
 * Rocky Flats Environmental Technology Site *
 * External Dosimetry *
 * P.O. Box 464 *
 * Golden, CO 80402-0464 *
 *

PULLER

04/03/1996 13:05:39
 Version 3.5-xy

Thermoluminescence Dosimetry Data Processing
 Mixed TLD Dose Equivalent Processing

Page 00001

Issue Data Base Identification Information

Data Base Name P960101
 Data Base Device Issue Data Base
 Report Device System Batch Printer

Operator
 Location 123
 Comments . 1ST QUARTER 1996 EXCHANGE

Exposure Period Starts . . 11/22/1995 09:55
 Exposure Period Ends . . . 11/22/1995 09:55

Data Base Created 11/22/1995 09:55

Issue Runs Previously Stored . . . 25
 Dose Runs Previously Stored . . . 152

*updated
 4-3-96
 960401C*

*11 pulled
 DATA INV*

Mixed Dose Processing Information

ALGORITHM
 Algorithm to be Processed . . . SDALGRFP
 Dose Equivalent Units nren

CORRECTIONS
 Correction Factors HE-2001

DOSE RUN
 First Dose Run in Range 151
 Last Dose Run in Range 151

ASSIGNMENT
 Assignment Source History/Use Assignment

REPORT FORMAT
 Anomaly Report Format LONG

*11
 Data
 Invert*

*11
 April 3, 1996*

*updated
 4-3-96*

Rocky Flats Plant
External Dosimetry
802/809 Pair WHOLE BODY BADGE RESULTS

Run Date: 06-04-1996

Time: 08:59:49

Description: P960101, Jan-Mar 1996

Input Method: File input

Performed by:

Input File : C:\DATA\XLS\ADRF\FILES\RUN106.CSV

Output File : C:\DATA\XLS\ADRF\FILES\RUN106.OUT

Comment: 2026101

	E1	E2	E3	E4	E5	E6	E7	E8
Gross responses:	48.3	63.1	47.7	45.8	64.1	53.9	55.2	59.3
Background:	39.8	43.2	35.4	37.9	41.3	48.3	46.5	50.5
Correction factors(*):	1.00	1.00	1.00	1.00	1.00	1.00	1.00	1.00
Net responses(mR*):	8.5	19.9	12.3	7.9	22.8	5.6	8.7	8.8
±error:	53.1	26.7	24.8	40.4	21.7	133.0	67.7	81.1

R34 = 0.98 E34 = 120.0 R54 = 0.98 E54 = 661.9 Energy(keV) = 661.9
 Net E1E4 = 1.9 Net E2E4 = 12.1 R12E4 = 0.2
 Net E1E5 = -10.8 Net E2E5 = -2.9 R12E5 = 100.0
 NetE1 = 1.9 NetE2 = 12.1 NE6 = 1.0 NE7 = -14.1 NE8 = 1.0
 The selected dose unit is (mrem)

PHOTON	shallow	deep	BETA	NEUTRON	
E2	19.9	19.8	R12	0.2	
E4	<u>7.8</u>	<u>7.8</u>	Beta7	2.1	
E5	22.8	22.8	Beta300	0.5	
				NE8/NE6	4.95
				Neutron	2.3
Reported Doses:	Shallow	Lens of Eye	Deep	Flag	
Beta:	0.0	0.0			
Gamma:	19.9	22.8	22.8		
Neutron:	0.0	0.0	0.0		
TOTALS:	19.9	22.8	22.8		

Performed by

Date 2 Aug 1996

Reviewed by

Date 8/13/96

Revision: RFPWB.7 5/29/94
 Version: SDRFP1 10/5/93

ADR - 961986

EDR - _____

EXTERNAL DOSE RECONSTRUCTION REPORT

Name: _____ Department: N/A
Rocky Flats ID: _____ Job Classification: N/A
Social Security #: _____ Supervisor: N/A
Telephone: N/A Supervisor's Telephone: N/A

DOSIMETER IDB-P960101

Whole Body Wrist Other _____

DOSE EQUIVALENT ASSIGNMENT (all doses recorded in mrem)

Neutron	Gamma	Deep	Skin	Ext	Hand	Lens of Eye
<u>0</u>	<u>0</u>	<u>0</u>	<u>0</u>	<u>0</u>	<u>0</u>	<u>0</u>

New Modify Record Change Activity Date

EMPLOYEE COMMENTS _____

Not Required on ADR
Employee Signature

_____ Date

_____ Data Entry, Rad. Records

9.9.96
Date

_____ Health Physicist

8/2/96
Date

_____ Manager, Rad. Records

9.10.96
Date

_____ Program Administrator,
External Dosimetry

8/13/96
Date

_____ Manager, Radiological Health

9/11/96
Date

APPENDIX 1
Page 1 of 4

TLD DATA INVESTIGATION / DOSE RECONSTRUCTION FORM

ADR - 973084 ✓

Extremity Dosimeter Worn: Yes No

Section 1: PERSONNEL DATA

(11/09/97
Initials Date

Name _____ Health Physics ID No: _____
Social Security Number: _____ Building: 779
Issue Data Base: P970701 Issue Date: 07-02-97 Return Date: 10-07-97
Case: C010817 UD-802: 2010580 UD-809: 9004008 UD-813: N/A

	Neutron	Gamma	Deep	Skin	Ext	Hand	Lens of Eye
	338	0	338	338	338	338	338

Reason for Investigation: High Dose > 200 mrem, Net E8/Net E6 ratio > 3.

Section 2: DOSE EQUIVALENT ASSIGNMENT

	Neutron	Gamma	Deep	Skin	Ext	Hand	Lens of Eye
	0	11	11	11	11	11	11

New Modify Record Other _____

Section 3: SIGNATURES

Ext. Dosimetry Staff/Designee _____ Date 09 Nov 1997 Data Entry, Rad. Records _____ Date 11-12-97
Ext. Dosimetry Staff Review _____ Date 11/09/97 Manager, Radiological Health _____ Date 11/12/97

Appendix 1
 Page 2 of 4

Section 4: DATA COLLECTION

10-29-97

		Initials	Date
Use/History Report Obtained	<input checked="" type="checkbox"/>	P970701	
IDB Report Obtained	<input checked="" type="checkbox"/>		802/813 229
Mixed Dose Report/Anomaly Report Obtained	<input checked="" type="checkbox"/>		809 230
Glow Curves Obtained	<input checked="" type="checkbox"/>		802/813 D9710057
Single ECF Generated	<input checked="" type="checkbox"/>		809 D9710058
Auto ECF Report Attached	<input checked="" type="checkbox"/>		802/813 10-23-97
			809 10-23-97
			802/813 34
			809 34

Section 5: DATA REVIEW

11-9-97

Initials Date

Section 5.1: IDB Report Review

0

Section 5.2: Use/History Report Review

OK

Section 5.3: Glow Curve Review

UD-802/UD-813

UD-809

E1	E2	E3	E4	E1	E2	E3	E4
✓	✓	✓	✓	✓	✓	✓	B

Key: ✓ or X = OK, ? = Questionable, B = Bad

Appendix 1
 Page 3 of 4

Section 5.4: TLD ECF Change Evaluation

	UD-802/UD-813				UD-809			
	E1	E2	E3	E4	E1	E2	E3	E4
Current ECFs	0.817	0.956	0.805	0.669	1.316	1.170	0.904	1.137
Previous ECFs	0.732	0.908	0.818	0.686	1.311	1.261	1.080	1.242
Percent Change	11.61%	5.29%	-1.59%	-2.48%	0.38%	-7.22%	-10.74%	-8.45%

Section 5.5: Visual Inspection of TLD(s)

OK

Section 6: Dose Reconstruction Tracking System Data Entry

Information Entered into Dose Reconstruction Tracking System

Initials

11/9/97
 Date

Information Updated in Dose Reconstruction Tracking System

Initials

11/9/97
 Date

Section 7: External Dosimetry Staff Review

Three Time ECFs Required

UD-802/UD-813

YES

NO

N/A

UD-809

YES

NO

N/A

TLD(s) Needing Three Time ECFs Placed in New ECF Drawer

UD-802/UD-813

YES

NO

N/A

UD-809

YES

NO

N/A

APPENDIX 1

Page 4 of 4

TLD DATA INVESTIGATION / DOSE RECONSTRUCTION FORM (cont'd)

COMMENTS: The Net E8/Net E6 (N86) ratio was greater than 3, causing the investigation of this dosimeter. The glow curve for E8 was abnormal. The ECF Check of all elements indicated that the ECFs for E1 and E7 changed by 11.61% and -10.74%. Neither element was used in the dose calculation. The other neutron sensitive elements of the dosimeter did indicate some exposure to neutron radiation, but not to the extent indicated by E8. Therefore, the dose will be recalculated, eliminating the neutron dose from E8. The dose will be calculated from E2, which would include any neutron dose received.

Section 8: ABBREVIATED EXTERNAL DOSE RECONSTRUCTION

Radiological Engineering Notification Required

Yes No

Method of Notification

Writing

Internal Correspondence No: _____

Telephone

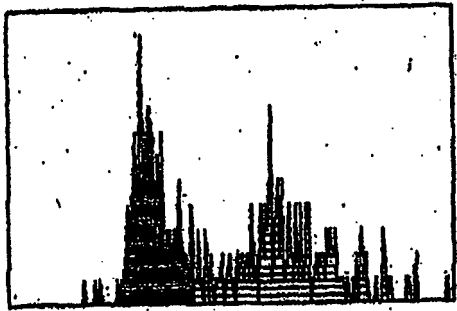
Date & Time: _____

Person Notified: _____


UD-710A Reader #2 SN 50E24 - 10/09/1997

D9710058 Entry # 034 # 9-9004008


E1 7630mr* - PHOTON



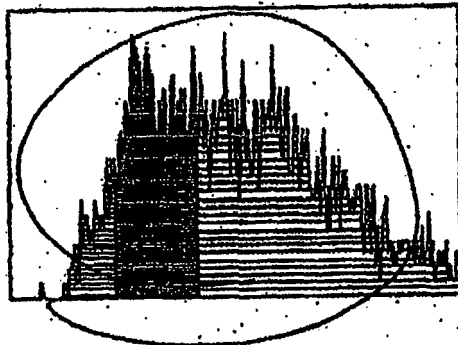
E2 7760mr* - PHOTON



E3 7634mr* - PHOTON



E4 0252mr* - PHOTON

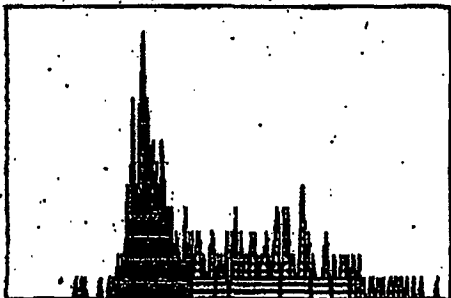


Bad


UD-710A Reader #2 SN 50E24 - 10/09/1997

D9710057 Entry # 034 # 2-2010580


E1 7459mr* - PHOTON




E2 7556mr* - PHOTON



E3 7356mr* - PHOTON



E4 7292mr* - PHOTON



ECF Check

TLD #	2010580				9004008			
	E1	E2	E3	E4	E5	E6	E7	E8
Current ECF	0.817	0.956	0.805	0.669	1.316	1.170	0.964	1.137
Previous ECF	0.732	0.908	0.818	0.686	1.311	1.261	1.080	1.242
% Change	11.61%	5.29%	-1.59%	-2.48%	0.38%	-7.22%	-10.74%	-8.45%

Calculated by:

11/09/97 @ 14:49

Rocky Flats Plant
External Dosimetry
802/809 Pair WHOLE BODY BADGE RESULTS

Run Date: 11-09-1997
Description: P970701
Input Method: Responses

Time: 14:59:04
Performed by:

Comment: 513311 - 2010580-9004008

	E1	E2	E3	E4	E5	E6	E7	E8
Gross responses:	62.7	61.2	43.5	42.5	48.0	60.3	58.7	202.9
Background:	42.4	49.8	36.8	39.7	43.2	49.0	48.5	50.0
Correction factors(*):	1.00	1.00	1.00	1.00	1.00	1.00	1.00	1.00
Net responses(mR*):	20.3	11.4	6.7	2.8	4.8	11.3	10.2	152.9
Error:	24.5	47.6	44.4	112.7	90.9	66.6	59.3	6.1

R34 = 0.98 E34 = 120.0 R54 = 0.98 E54 = 661.9 Energy(keV) = 661.9
 Net E1E4 = 18.0 Net E2E4 = 8.6 R12E4 = 2.1
 Net E1E5 = 16.2 Net E2E5 = 6.6 R12E5 = 2.5
 NetE1 = -63.4 NetE2 = -85.8 NE6 = 6.5 NE7 = 5.4 NE8 = 147.9
 The selected dose unit is (mrem)

PHOTON	shallow	deep	BETA	NEUTRON
E2	11.4	11.4	R12 100.0	NE8/NE6 4.95
E4	2.8	2.8	Beta7 -172.0	Neutron 0
E5	4.8	4.8	Beta300 0.0	337.8 11-9-97
Reported Doses:	Shallow	Lens of Eye	Deep	
Beta:	0.0	0.0		
Gamma:	0.0	0.0	0.0	11-9-97
Neutron:	337.8	337.8	337.8	Flag
TOTALS:	337.8	337.8	337.8	neut 11-9-97

Performed by _____
Reviewed by _____

Date 11-9-97
Date 11/09/97

Revision: RFPWB.7 5/29/94
Version: SDRFP1 10/5/93

2010580/9004008

		UD-802				UD-809				
	Date & Time	E1	E2	E3	E4	Date & Time	E5	E6	E7	E8
Annual	06/02/97 12:11	3.7	6.6	2.7	2.5	06/02/97 22:24	7.8	9.9	10.8	11.0
Raw	10/09/97 08:39	45.9	55.6	35.6	29.2	10/09/97 09:48	63.0	76.0	63.4	252.0
ECF		0.732	0.908	0.818	0.686		1.311	1.261	1.080	1.242
	Net	20.3	11.4	6.7	2.8		4.8	11.3	10.2	152.9
	Total Background	42.422	49.790	36.802	39.723		43.207	48.963	48.542	49.969

Calculated by:

Date: 11/09/97

Reviewed by: _____

Date: 11/09/97

Employee Number:			SSN:	Name:							Dose
Badge.	Issue	Return	Neutron	Gamma	Deep	Skin	Ext.	Hand	LQE	Reconst#	
513311	04/01/96	05/21/96	0	11	11	11	11	11	11		
513311	01/19/96	04/01/96	0	10	10	10	10	10	10		
513311	09/25/95	01/19/96	0	0	0	0	0	0	0		
513311	08/02/95	09/25/95	0	0	0	0	0	0	0		
513311	03/21/95	05/03/95	0	0	0	0	0	0	0		
513311	10/28/94	01/04/95	0	0	0	0	0	0	0		

Explanation of Key Functions <CTRL K>

MENU <CTRL N>

CANCEL <PF4>

U95150

Dosimeter Number (Employee Number, HSID, Badge) Thermoluminescent TLD
 Count: *6 <Replace>

Before

RHRS - External Dosimetry

MAINTAIN ED_TLD_DOS TABLE

09-SEP-1996

Employee Number:			SSN:	Name:							Dose
Badge	Issue	Return	Neutron	(reported in millirem)			Ext.	Hand	LOE	Reconst#	
				Gamma	Deep	Skin					
513311	04/01/96	06/21/96	0	11	11	11	11	11	11		
513311	01/19/96	04/01/96	0	0	0	0	0	0	0	P961986	
513311	09/25/95	01/19/96	0	0	0	0	0	0	0		
513311	08/02/95	09/25/95	0	0	0	0	0	0	0		
513311	03/21/95	05/03/95	0	0	0	0	0	0	0		
513311	10/28/94	01/04/95	0	0	0	0	0	0	0		

Explanation of Key Functions <CTRL K>

MENU <CTRL N>

CANCEL <PF4>

U95150

Dosimeter Number (Employee Number, HSID, Badge) Thermoluminescent TLD
 Count: #6

<Replace>

ALta

TLD DATA INVESTIGATION FORM

6.1[2] SECTION 1, ASSIGNMENT INFORMATION

4-10-96

Initials/Date

Employee Number: _____ Name: _____

Social Security Number: _____ Building: 460

Issue Period: JAN-Mar'96 UD-802: 2026101 UD-809: 9022715 UD-813: N/A

Reported Dose Results	Shallow	Lens of Eye	Neutron	Deep
mrem	<u>20</u>	<u>23</u>	<u>0</u>	<u>23</u>

Reason For Investigation: E.2 & E.5 do not agree with other elements

6.1[4] Plastic Bag Labeled:

6.1[6] TLD(s) Placed in Plastic Bag:

SECTION 2, DATA COLLECTION

6.2[13] 4-10-96
Initials/Date

6.2[4] Use/History Report Obtained

6.2[2] Issue Data Base: P960101

6.2[7] IDB Report Obtained

Dose Run Number: 802/813 151

6.2[10][A] Mixed Dose Report/Anomaly Report Obtained

Dose Run Number: 809 15.2

6.2[12][A] Glow Curves Obtained

Processing Filename: 802/813 D9604013

6.2[15][B][b] TLDs Annealed

Processing Filename: 809 D9604014

6.2[15][D] TLDs Irradiated

Processing Date: 802/813 4-3-96

6.2[15][F] TLDs Fade: 24 hr/days

Processing Date: 809 4-3-96

6.2[15][F] TLDs Fade

Entry Number: 802/813 10

6.2[15][H] TLDs Readout

Entry Number: 809 10

6.2[15][T] Filename: 79604038
79604039

6.2[16] QC Program

SECTION 3, DATA REV. /

6.3[9]

4-29-96
Initials/Date

6.3[3][A] SECTION 3.1 IDB REPORT REVIEW *OK*

6.3[4][A] SECTION 3.2, USE/HISTORY REPORT REVIEW *OK*

6.3[5][B] SECTION 3.3, GLOW CURVE REVIEW

✓ = OK

UD-802/UD-813				UD-809			
<i>had ✓</i>	<i>had ✓</i>	✓	✓	?	✓	✓	✓
E1	E2	E3	E4	E1	E2	E3	E4

6.3[6][A] SECTION 3.4, ANNEAL VALUES REVIEW

UD-802/UD-813				UD-809			
12.5	9.1	4.3	3.6	13.9	12.6	11.8	9.3
E1	E2	E3	E4	E1	E2	E3	E4

SECTION 3.5, TLD PERFORMANCE VERIFICATION

6.3[7][B] QC Upper Limits

6.3[7][A] READER NUMBER: 2

UD-802/UD-813				UD-809			
353.3	436.9	374.1	409.8	399.5	403.9	401.1	396.7
E1	E2	E3	E4	E1	E2	E3	E4

6.3[7][B] QC Lower Limits

UD-802/UD-813				UD-809			
289.1	357.5	306.1	335.3	326.9	330.5	328.1	324.5
E1	E2	E3	E4	E1	E2	E3	E4

6.3[7][C] TLD ECF Corrected Values

UD-802/UD-813				UD-809			
332.8	425.7	352.3	382.4	348.3	395.3	374.3	378.3
E1	E2	E3	E4	E1	E2	E3	E4

6.8[8][C][a] VISUAL INSPECTION OF TLDS: 802-OK 809-OK

6.4 SECTION 4, STAFF DOSIMETRIST LEVEL II REVIEW

6.4[1][A]

No Change

6.4[1][B]

Dose Reconstruction Required

Comments: E2 and E5 were elevated above the other element readings. Inspection of the glow curves for these elements revealed that the E2 and E5 glow curves appear abnormal. The dose should be redetermined based on the algorithm output after eliminating the results from the suspect elements. Of the reliable elements, the dose should be taken from the more conservative element and/or the average of the elements.

6.4[2]

Print Name

Signature

8/2/96
Date

ADR - 961986
 EDR - _____

EXTERNAL DOSE RECONSTRUCTION ANALYSIS

Date: 8/2/96

Investigator: _____ RFETS ID:

Employee: _____ RFETS ID: _____ SSN: _____

Was the employee interviewed? Yes No

If yes, the interview was: by Telephone in Person

Discussion / Comments:


A data investigation was initiated on this individual's dosimeter because of an apparent over-response of Elements 2 and 5. The dose was redetermined based on the algorithm output after eliminating the results from the suspect elements. This resulted in the dose which appears on page one of this dose reconstruction.

This dose reconstruction replaces a dose previously electronically uploaded from an algorithm rerun and based upon a method of element averaging and substitution.


Note: Supporting documentation is attached.

UD-710A Reader #3 SN 24506 - 04/01/1996
D9604014 Entry # 010 # 9-9022715


E1 7799mr* - PHOTON




E2 7685mr* - PHOTON



E3 7755mr* - PHOTON




E4 7787mr* - PHOTON




UD-710A Reader #3 SN 24506 04/01/1996
D9604013 Entry # 010 # 2-2026101


E1 7554mr* - PHOTON




E2 7569mr* - PHOTON



E3 7412mr* - PHOTON



E4 7363mr* - PHOTON



 * | *
 * Rocky Flats Environmental Technology Site *
 * External Dosimetry *
 * P.O. Box 464 *
 * Golden, CO 80402-0464 *
 * | *

PULLER

04/03/1996 13:05:39
 Version 3.5-ag

Thermoluminescence Dosimetry Data Processing
 Mixed TLD Dose Equivalent Processing

Page 0001

Issue Data Base Identification Information

Data Base Name P960101
 Data Base Device Issue Data Base
 Report Device System Batch Printer

 Operator
 Location 123
 Comments . 1ST QUARTER 1996 EXCHANGE

 Exposure Period Starts . . . 11/22/1995 09:55
 Exposure Period Ends . . . 11/22/1995 09:55

 Data Base Created 11/22/1995 09:55

 Issue Runs Previously Stored . . . 25
 Dose Runs Previously Stored . . . 152

*updated
 4-3-96
 960401C*

*11 pulled
 data INV*

Mixed Dose Processing Information

ALGORITHM
 Algorithm to be Processed . . . SDALGRFP
 Dose Equivalent Units nren

 CORRECTIONS
 Correction Factors HE-2001

 DOSE RUN
 First Dose Run in Range . . . 151
 Last Dose Run in Range . . . 151

 ASSIGNMENT
 Assignment Source History/Use Assignment

 REPORT FORMAT
 Anomaly Report Format LONG

*11
 Data
 Invent*

*Approved
 April 3, 1996*

*updated
 4-3-96*

Rocky Flats Plant
External Dosimetry
802/809 Pair WHOLE BODY BADGE RESULTS

Run Date: 06-04-1996

Time: 08:59:49

Description: P960101, Jan-Mar 1996

Input Method: File input

Performed by:

Input File : C:\DATA\XLS\ADRF\FILES\RUN106.CSV

Output File : C:\DATA\XLS\ADRF\FILES\RUN106.OUT

Comment: 2026101

	E1	E2	E3	E4	E5	E6	E7	E8
Gross responses:	48.3	63.1	47.7	45.8	64.1	53.9	55.2	59.3
Background:	39.8	43.2	35.4	37.9	41.3	48.3	46.5	50.5
Correction factors(*):	1.00	1.00	1.00	1.00	1.00	1.00	1.00	1.00

Net responses (mR*):	8.5	19.9	12.3	7.9	22.8	5.6	8.7	8.8
±error:	53.1	26.7	24.8	40.4	21.7	133.0	67.7	81.1

R34 = 0.98 E34 = 120.0 R54 = 0.98 E54 = 661.9 Energy (keV) = 661.9
 Net E1E4 = 1.9 Net E2E4 = 12.1 R12E4 = 0.2
 Net E1E5 = -10.8 Net E2E5 = -2.9 R12E5 = 100.0
 NetE1 = 1.9 NetE2 = 12.1 NE6 = 1.0 NE7 = -14.1 NE8 = 1.0
 The selected dose unit is (mrem)

PHOTON	shallow	deep	BETA	NEUTRON
E2	19.9	19.8	R12 0.2	NES/NE6 4.95
E4	7.8	7.8	Beta7 2.1	Neutron 2.3
E5	22.8	22.8	Beta300 0.5	

Reported Doses:	Shallow	Lens of Eye	Deep	Flag
Beta:	0.0	0.0		
Gamma:	19.9	22.8	22.8	
Neutron:	0.0	0.0	0.0	
TOTALS:	19.9	22.8	22.8	

Performed by

Date 2 Aug 1996

Reviewed by

Date 8/13/96

Revision: RFPWB.7 5/29/94
Version: SDRFP1 10/5/93

ADR - 961986

EDR - _____

EXTERNAL DOSE RECONSTRUCTION REPORT

Name: _____ Department: N/A

Rocky Flats ID: _____ Job Classification: N/A

Social Security #: _____ Supervisor: N/A

Telephone: N/A Supervisor's Telephone: N/A

DOSIMETER IDB-P960101

Whole Body Wrist Other _____

DOSE EQUIVALENT ASSIGNMENT (all doses recorded in mrem)

Neutron	Gamma	Deep	Skin	Ext	Hand	Lens of Eye
<u>0</u>	<u>0</u>	<u>0</u>	<u>0</u>	<u>0</u>	<u>0</u>	<u>0</u>

New Modify Record Change Activity Date

EMPLOYEE COMMENTS _____

<u>Not Required on ADR</u> Employee Signature	_____	Date	_____	Data Entry, Rad. Records	_____	Date	<u>9-9-96</u>
Health Physicist	_____	Date	<u>8/2/96</u>	Manager, Rad. Records	_____	Date	<u>9-10-96</u>
Program Administrator, External Dosimetry	_____	Date	<u>8/13/96</u>	Manager, Radiological Health	_____	Date	<u>9/11/96</u>